




UTAH STATE AGGIES BASKETBALL

2019-20
MEDIA
GUIDE



KIRBY COURT AT WAYNE ESTES CENTER



OPENED IN MAY, 2014, THE WAYNE ESTES CENTER IS A \$9.7 MILLION, 32,000 SQUARE-FOOT BASKETBALL PRACTICE AND VOLLEYBALL COMPETITION FACILITY, AND CONTAINS A REGULATION-SIZE VOLLEYBALL COMPETITION COURT WITH CHAIR BACK SEATING FOR 1,400 FANS AND TWO REGULATION-SIZE BASKETBALL COURTS, ALONG WITH A TRAINING ROOM AND AN IN-SEASON STRENGTH AND CONDITIONING AREA.

OFFICE SPACE FOR VOLLEYBALL AND BOTH MEN'S AND WOMEN'S BASKETBALL IS ALSO INCLUDED IN THE NEW FACILITY, AS WELL AS A LOCKER ROOM FOR VOLLEYBALL. TICKETING AND CONCESSION SERVICES ARE ALSO AVAILABLE ON GAME DAYS. LOCATED INSIDE THE FOYER OF THE WAYNE ESTES CENTER IS A VISUAL TRIBUTE OF THE BUILDING'S NAMESAKE.



2019-20 UTAH STATE MEN'S BASKETBALL

UTAH STATE INFORMATION

Location Logan, Utah
Founded 1888
Enrollment 28,118
Nickname Aggies
School Colors Navy Blue, White and Pewter Grey
Arena Dee Glen Smith Spectrum (10,270)
Conference Mountain West
President Dr. Noelle E. Cockett (Montana State, 1980)
Vice President & Athletics Director John Hartwell (The Citadel, 1987)
Athletic Department Phone (435) 797-1850
Ticket Office Phone (435) 797-0305 or 1-888-USTATE-1

COACHING STAFF

Head Coach Craig Smith (North Dakota, 1996)
Record at Utah State 28-7, one season
Career Record 179-91, eight seasons
Assistant Coach Austin Hansen (South Dakota State, 2003)
Assistant Coach Eric Peterson (Wisconsin-La Crosse, 2006)
Assistant Coach David Ragland (Southern Indiana, 2003)
Director of Basketball Operations Steve Grabowski (Minot State, 2005)
Director of Player Development .. Curran Walsh (Lindenwood-Bellefonte, 2016)
Special Assistant to the Head Coach Justin Johnson (North Dakota St., 2003)


TEAM INFORMATION

2018-19 Record 28-7 (14-1 H, 9-4 A, 5-2 N)
2018-19 MW Record 15-3 (Tied for first)
Postseason NCAA First Round (No. 8 seed)
Lettermen Returning/Lost 6/5
Starters Returning/Lost 4/1
Redshirts 3
Newcomers 6
Overall Record 1,611-1,115 (.591)
NCAA Appearances/Record 21 (6-23, .207)
NIT Appearances/Record 9 (2-9, .182)
CIT Appearances/Record 1 (4-1, .800)
All-Time Postseason Appearances/Record 30 (12-32, .273)

MEDIA RELATIONS

Assistant AD for Media Relations (Basketball SID) Kyle Cottam
Office Phone (435) 797-2066
Cell Phone (435) 817-7702
Email Address kyle.cottam@usu.edu
Associate AD for Media Relations (Director) Doug Hoffman
Office Phone (435) 797-3714
Assistant Media Relations Coordinator Megan McCuiston
Office Phone (435) 797-5547
Assistant Media Relations Coordinator Wade Denniston
Office Phone (435) 797-1361
SID Fax (435) 797-2615
Spectrum Press Row (435) 797-1686
Graduate Assistant Ashley Springer
Graduate Assistant Jaden Johnson
Website www.utahstateaggies.com
Mailing Address 7400 Old Main Hill, Logan, Utah 84322-7400





1 QUICK FACTS

Utah State Basketball Facts	1
Table of Contents/Credits	2
Media Information	3
Credential Policy	3
Media Outlets	4

5 THIS IS USU BASKETBALL

This is Utah State Basketball	5
Game Day Atmosphere	6-7
Dee Glen Smith Spectrum	8-9
A Commitment to Academics	10
Basketball Facilities and Support	11
Laub Athletics-Academics Complex	12-13
Fueling Station	14
Training Table	15
Media Exposure	16
Campus Life	17
Logan and Cache Valley	18

19 2019-20 OUTLOOK

2019-20 Utah State Outlook	20-23
Aggie Rosters	24
Radio/Television Roster	25
2019-20 Utah State Schedule	26

27 AGGIE BIOS

Senior Diogo Brito	28-29
Senior Sam Merrill	30-31
Junior Abel Porter	32-33
Junior Klay Stall	34-35
Sophomore Justin Bean	36-37
Sophomore Brock Miller	38-39
Sophomore Neemias Queta	40-41
Senior Roche Grootfaam	42
Redshirt Freshman Trevin Dorius	42
Junior Alphonso Anderson	43
Junior Marco Anthony	43
Junior Carson Bischoff	43
Junior Kuba Karwowski	44
Freshman Sean Bairstow	44
Freshman Liam McChesney	44

45 COACHING STAFF

Head Coach Craig Smith	46-47
Assistant Coach Austin Hansen	48
Assistant Coach Eric Peterson	49
Assistant Coach David Ragland	50
Director of Operations Steve Grabowski	51
Dir. of Player Development Curran Walsh	51
Support Staff	52

53 2018-19 OPPONENTS

College of Idaho	54
Montana State	54
Weber State	54
Denver	54
North Carolina A&T	54
UTSA	54
LSU	55
North Texas	55
Saint Mary's	55
San José State	55
Fresno State	55
Saint Katherine	55
BYU	56
South Florida	56
Florida	56
Eastern Oregon	56
UNLV	56
San Diego State	56
Air Force	57
Nevada	57
Boise State	57
Colorado State	57
Wyoming	57
New Mexico	57
All-Time Opponents	58-59
Conference Tournament History	60
NCAA, NIT and CIT History	61
NCAA, NIT and CIT Records	62
USU Results vs All Opponents	63-71
USU vs The Conferences	72

73 MOUNTAIN WEST

Mountain West History	73
Mountain West Composite Schedule	74

75 2018-19 SEASON REVIEW

2018-19 USU Overall Statistics	76
2018-19 USU Mountain West Statistics	77
2018-19 Team Superlatives	78
2018-19 Team Comparison	79
2018-19 Points-Rebounds-Assists	80
2018-19 USU Trends	81
Non-Returning Players	82-83
2018-19 MW Overall Statistics	84-86
2018-19 MW Conference Statistics	87-89
2018-19 Box Scores	90-98

99 UTAH STATE RECORDS

Team Records	100
Individual Records	101
Career Records	102-104
Single-Season Records	105-107
Single-Game Records	108-109
Freshman Records	110-111
Year-by-Year Leaders	112-115
Year-by-Year Statistics	116-117
Single-Season Team Bests	118
Single-Game Teams Bests	119-120
100-Point Games	121
Overtime Games	122
All-Time Honors	123-125
Aggies in the NBA Draft	126
USU in the National Polls	127-128
Largest Margin of Victory/Defeat	129
USU All-Century Team	130
All-Time Results	131-149
Year-by-Year Records	150-151
All-Time Lettermen	152-154

155 UTAH STATE UNIVERSITY

Utah State University	156
President Noelle E. Cockett	157
Vice President/AD John Hartwell	158-159
Utah State Athletic Administration	160-163
Athletic Media Relations Staff	164
Utah State Athletic Directory	165
Utah State Athletic Facilities	161

BASKETBALL GUIDE CREDITS

EDITORIAL: The 2019-20 Utah State Men's Basketball Guide is a product of the USU Athletic Media Relations Office and was written, edited and designed by Kyle Cottam, Assistant Athletics Director for Communications. Contributions by Doug Hoffman, Associate Athletics Director for Media Relations; Megan McCuiston, Assistant Media Relations Coordinator, Wade Deniston, Assistant Media Relations Coordinator and student assistants Jaden Johnson and Ashley Springer.

COVERS: Summit Communications.

PHOTOGRAPHY: Richard T. Clifton, Robert Crawford, Cody Gochour, Frank Jensen, Brady & Lynn Kay, Eli Lucero, Josh Munns, Steven Navratil, Ryan Talbot, Tyson Bybee, Tom Till, Rick Parker and Mike Williams.

PRINTING: Publication, Design and Production, Logan, Utah



COVERING UTAH STATE

TO THE MEDIA

The 2019-20 Utah State men's basketball guide has been prepared to assist you in covering the Aggies this season. Additional information is available by contacting the Athletic Media Relations Office at (435) 797-2066 or through USU's website at www.UtahStateAggies.com.

WEEKLY PRESS RELEASE

Prior to each game a complete release previewing the upcoming game(s) and reviewing the season will be available on the Utah State University athletic website at www.UtahStateAggies.com. The release will also be e-mailed to media requesting this service each week.

PRESS CONFERENCES

Head coach Craig Smith will address the media weekly, generally one to two days prior to gameday. Quotes from the press conference will be available on USU's website (www.UtahStateAggies.com) and will also be e-mailed per request.

INTERVIEWS

All requests for interviews with Utah State players and coaches should be made directly through the Athletic Media Relations Office (435) 797-2066 and should be made at least one day in advance. The best time for player interviews is right after practice, while head coach Craig Smith should be available in the mornings, as well as after practice. Players will be available all but two days prior to game day.

GAME DAY INFORMATION

PARKING

Credentialed media will be allowed access to the parking lot on the north side of the arena (C-Lot). A parking pass is required for admittance to that area and should be requested at least one week in advance of the game.

PRESS ROW SERVICES

Access to press row is limited to those with working credentials. A credential does not guarantee a seat at press row.

Game programs, game notes and flip cards will be provided prior to the game. Statistics and play-by-play information will be provided at halftime. At the conclusion of the game a complete statistical book, typed quotes and postgame notes will be available. Final game statistics, notes and quotes will be e-mailed to media requesting the service.

Wireless Internet will be available to media during the game. A limited number of telephones will be available on press row on a first-come, first-served basis. Requests for personal phones should be made through USU Telephone Services at (435) 797-3201 at least one week prior to the game.

PHOTOGRAPHERS' ACCESS

Photographers are allowed to shoot from designated areas on the baselines on each end of the court. Due to limited space, photographers cannot shoot from or in front of the scorer's table. Team rosters are provided on press row.

POSTGAME INTERVIEWS

The Utah State locker room is closed to the media on game days. Postgame interviews will take place after a brief cooling off period in a designated area.

ELECTRONIC SERVICES

ON THE AIR

Utah State basketball games are broadcast on the Aggie Radio Network, which includes the following stations: KZNS (1280 AM/97.5 FM) in Salt Lake City, KBLU-LP (92.3 FM) in Logan, KACH (1340 AM/105.5 FM) in Cache Valley, KRPX (95.3 FM) in Price, KRPX (102.7 FM) in Green River, KRPX (100.3 FM) in Moab and KRPX (95.9 FM) in Orangeville, as well as on the internet at www.UtahStateAggies.com. Scott Garrard serves as the play-by-play announcer as well as the host of the weekly Tim Duryea show, while former Aggie assistant coach Lance Beckert serves as the analyst at all home games.

ON THE INTERNET

All of Utah State's home games that aren't televised are available to watch live via the Internet at www.UtahStateAggies.tv. USU fans can also listen to every game, both home and away, via USU's website.

LIVE STATS

Aggie fans will be able to follow Utah State home games through the USU website at www.UtahStateAggies.com, via live stats provided by Sidearm, documenting each play and updates statistics.

CRAIG SMITH COACHES SHOW

The Craig Smith Coaches Show, hosted by Scott Garrard, will be broadcast on Mondays throughout the state of Utah on the Aggies Sports Network as well as on the Internet through USU's website at www.UtahStateAggies.com.

DIRECTIONS TO LOGAN

Logan, Utah is home to Utah State University and is located approximately 80 miles north of Salt Lake City, Utah. From Salt Lake International Airport: Take I-80 East out of the airport to 215 North, which will run into I-15 North. Follow I-15 North to exit 362 (Highway 89-91) at Brigham City. Follow Highway 89 into Logan, where it becomes Main Street. Stay on Main Street until you reach 1000 North and turn right. Turn left at 800 East and parking for the Dee Glen Smith Spectrum will be on your right. The parking lot is located on the west side of Maverik Stadium just off of 800 East.

CREDENTIAL POLICY & OTHER GUIDELINES

Credentials for media members are issued at the discretion of the Utah State Athletic Media Relations Office, based on the following priorities and guidelines:

1. Daily newspapers regularly covering Utah State University, the current opponent or another Mountain West school. Wire services, regional and national publications are also afforded this priority.
2. Originating radio and television personnel involved in a live broadcast.
3. Officially recognized Utah State University student publications or student electronic media outlets.
4. Non-daily newspapers or publications reporting on the game.
5. Non-originating radio and television.

- Utah State University and the NCAA prohibit the issuance of credentials to representatives of an organization that regularly publishes gambling information.
- Credentials will be issued to websites that are affiliated with websites for national or regional television and news media organizations, e.g. USA Today Online, ESPN.com, SI.com, CBSsportsline.com, etc., non-conference opponents and for the Mountain West Conference.
- Websites that sponsor "message boards" or "chat rooms" where people are allowed to post anonymous information or rumors are ineligible for credentials or access to media functions.
- Utah State University reserves the right to deny media credentials to any individual whose website is not affiliated with a recognized news-gathering organization.
- All credentials are non-transferable and are subject to immediate revocation if transferred to non-working members of a media outlet.

QUICK FACTS

OUTLOOK

AGGIE BIOS

COACHES

OPPONENTS

SEASON REVIEW

RECORDS

UNIVERSITY



MEDIA OUTLETS



- PRINT

WIRE SERVICES

THE ASSOCIATED PRESS (SALT LAKE CITY)

90 South 400 West Suite 607
Salt Lake City, UT 84101
Office: (801) 322-3405
Fax: (801) 322-0051

THE ASSOCIATED PRESS (NEW YORK CITY)

50 Rockefeller Center
New York, NY 10020
Office: (800) 228-0919
Fax: (212) 621-1639

NEWSPAPERS

LOGAN HERALD JOURNAL

1068 West 130 South
Logan, UT 84321
Office: (435) 752-1211
Fax: (435) 753-6642
Online: www.hjnews.com
Sports Editor/Beat Writer: Shawn Harrison
Email: sharrison@hjnews.com
Sports Writer: Jason Turner

SALT LAKE TRIBUNE

400 West 90 South #700
Salt Lake City, UT 84101
Office: (801) 257-8900
Fax: (801) 257-8950
Online: www.sltrib.com
Sports Editor: Joe Baird

DESERET NEWS

Broadcast House
55 North 300 West
Salt Lake City, UT 84180
Office: (801) 237-2161
Fax: (801) 237-2543
Online: www.deseretnews.com
Sports Editor: Kent Condon

OGDEN STANDARD EXAMINER

P.O. Box 12790
Ogden, UT 84412
Office: (801) 625-4261
Fax: (801) 625-4299
Online: www.standard.net

UTAH STATESMAN

P.O. Box 1249
Logan, UT 84322-0165
Office: (435) 797-1761
Fax: (435) 797-1760
Online: www.utahstatesman.com

ST. GEORGE SPECTRUM

275 E. St. George Blvd.
St. George, UT 84770
Office: (435) 674-6250
Fax: (435) 674-6265
Online: www.thespectrum.com

- TELEVISION

KUTV (CBS AFFILIATE CHANNEL 2)

299 South Main
Salt Lake City, UT 84111
Office: (801) 973-3327
Fax: (801) 973-3349
Online: www.kutv.com
Sports Director: Matt Komma
Email: mkomma@sbgstv.com
Reporters: Dave Fox, David James,
Adam Mikulich, Jake Edmonds

KTVX (ABC AFFILIATE CHANNEL 4)

2175 West 1700 South
Salt Lake City, UT 84104
Office: (801) 975-4444
Fax: (801) 973-4176
Online: www.good4utah.com
Sports Director: Wes Ruff
Email: wruff@abc4.tv
Reporters: Dana Greene

KSL (NBC AFFILIATE CHANNEL 5)

#5 Triad Center
Salt Lake City, UT 84110
Office: (801) 575-5535
Fax: (801) 575-5560
Online: www.ksl.com
Sports Director: Jeremiah Jensen
Email: jjensen@ksl.com
Reporters: Spencer Linton, Matthew Glade

KSTU (FOX AFFILIATE CHANNEL 13)

5020 West Amelia Earhart Drive
Salt Lake City, UT 84116
Office: (801) 536-1313
Fax: (801) 536-1325
Online: www.fox13now.com
Sports Director: Jeff Rhineer
Email: jeff.rhineer@fox13now.com
Reporter: Morgan Vance

CIS-COM SPORTS

1395 North 400 East Suite C
Logan, UT 84341
Office: (435) 744-4403
Fax: (877) 800-0007
Online: www.ciscomlive.com

- RADIO

KZNS (1280 AM / 97.5 FM)

515 South 700 East
Salt Lake City, UT 84102
Office: (801) 524-2600
Fax: (801) 933-4713
Online: www.1280thezone.com
Sports Director: Scott Garrard
Email: sgarrard@1280thezone.com

KUSU (UTAH PUBLIC RADIO)

8505 Old Main Hill
Logan, UT 84322
Office: (435) 797-1352
Fax: (435) 797-3150
Online: www.utahpublicradio.org
Sports Director: Kerry Bringhurst
Email: kerry.bringhurst@usu.edu

KACH (1340 AM / 105.5 FM)

1633 North Radio Station Road
Preston, ID 83263
Office: (208) 852-1340
Fax: (435) 753-5555
Online: www.kachradio.com
Sports: Allan White, Steve Coleman
Email: kach.sas@gmail.com

KVNU / KVFX (610 AM / 94.5 FM)

P.O. Box 267
Logan, UT 84323-0267
Office: (435) 752-5141
Fax: (435) 753-5555
Online: www.610kvnu.com
Sports Director: Al Lewis
Email: al@cvradio.com

KSL (1160 AM)

Broadcast House
55 North 300 West
Salt Lake City, UT 84180
Office: (801) 575-7676
Fax: (801) 575-5560
Online: www.ksl.com
Sports Director: Cleon Wall
Email: cleon.wall@ksl.com


SPORTS RADIO (700 AM)

50 West Broadway
Salt Lake City, UT 84101
Office: (801) 908-1525
Fax: (801) 908-1459
Online: www.kall700sports.com
Sports Director: Bill Riley
Email: bill@kall700sports.com

UTAH STATE GAME DAY



GAME DAY ATMOSPHERE



GAME DAY ATMOSPHERE



DEE GLEN SMITH SPECTRUM



The Aggies begin their 50th season in the 10,270-seat Dee Glen Smith Spectrum this fall, looking to continue a tradition of large crowds and home court wins.

Utah State has had just one losing season at home in nearly half a century of play in the Spectrum. The Aggies have compiled a 587-141 (.806) record in 49 years, including a perfect 14-0 mark in 1973-74, 15-0 records in 1997-98 and 2000-01, and 17-0 records in 2007-08, 2008-09 and 2010-11. Utah State posted a 14-1 record in the Dee Glen Smith Spectrum last season, marking the Aggies' 25th-straight season with double-digit home victories. Since 2000, Utah State has posted a 139-31 (.818) record against league opponents and has won 280 of its last 326 games (.859) against all competition in the Spectrum.

Large crowds are another characteristic of the arena, as the Aggies have averaged better than 7,000 fans per game in 42 of their 49 seasons in the Spectrum. USU brought in more than 104,000 spectators last year, and over five million fans have attended Aggie basketball games in the Spectrum. A school-record 184,932 fans attended home games during the 2011-12 season, while 104,709 fans attended home games during the 2018-19 season, marking the 25th-straight year that Utah State has drawn more than 100,000 fans.

The impressive facility has helped bring various postseason events to Logan, including first-round National Invitation Tournament games in 1984, 1996, 2002 and 2004. In addition, the Spectrum played host to a 1971 NCAA Tournament game.

The Aggie gymnastics and women's basketball teams call the Spectrum home, as well. The Spectrum was the site of the 1983, 1993 and 1999 NCAA Midwest Region Gymnastics Championships, and hosted the 2000 Big West Gymnastics Championships, the 2002 Western Gymnastics Championships, the 2005 and 2012 WAC Championships and the 2017 MRGC Championships. In addition to sporting events, the Spectrum is utilized for concerts, graduation, the Festival of the American West and other special events.



The Smith Spectrum was dedicated on Dec. 1, 1970, prior to a 95-89 victory against Ohio State. Over the past 10 years, the Spectrum has taken on a new look as a new state-of-the-art scoreboard, sound system and additional lights were installed prior to the 2002 season, to go along with new scorer's tables that were added prior to the 2001 season. In the summer of 2009, renovations to the existing men's and women's basketball locker rooms were made, along with the creation of a new student-athlete lounge and study area. Dressing rooms for four teams are available. The playing floor, which was replaced in the summer of 2004, is permanent and constructed of maple hardwood on a cushion, over concrete. In the summer of 2012, a new updated state-of-the-art video board, scoreboard and scorers tables were installed, along with the resurfacing of the playing floor with the new logo, and in the summer of 2015 the court was again resurfaced and re-painted with a larger U-State logo at center court.

The arena is named for Brigham City native Dee Glen Smith, who built one of America's largest grocery store chains and was a substantial supporter of Utah State University. Smith died in 1984.

DEE GLEN SMITH SPECTRUM SELLOUT CROWDS

	Att.	Opponent	Date
1.	11,114	BYU	1/20/73
2.	11,070	BYU	1/5/78
3.	10,845	BYU	1/23/71
4.	10,746	BYU	2/1/75
5.	10,506	UNLV	1/6/83
6.	10,477	Weber State	2/23/71
7.	10,387	Nevada	3/2/19
8.	10,381	Long Beach State	1/31/04
9.	10,326	UNLV	1/14/84
10.	10,322	BYU	3/13/71
11.	10,300	Utah	11/18/98
12.	10,294	BYU	12/1/91
13.	10,291	BYU	12/6/80
14.	10,289	Weber State	12/14/84
15.	10,280	UNLV	2/5/87
16.	10,278	Weber State	12/10/76
17.	10,270	Colorado State	3/7/15
	10,270	BYU	12/2/14
	10,270	San Jose State	1/28/12
	10,270	Nevada	1/7/12
	10,270	BYU	11/11/11
	10,270	Boise State	2/5/11
	10,270	New Mexico State	3/6/10
	10,270	Idaho	2/26/10
	10,270	Wichita State	2/20/10
	10,270	Nevada	2/6/10
	10,270	San Jose State	1/30/10
	10,270	Saint Mary's	12/5/09
	10,270	BYU	12/2/09
	10,270	San Jose State	3/7/09
	10,270	Louisiana Tech	2/7/09
	10,270	Boise State	1/17/09
	10,270	Fresno State	3/3/08
	10,270	Louisiana Tech	2/28/08
	10,270	UC Santa Barbara	2/22/08
	10,270	San Jose State	2/9/08
	10,270	Nevada	2/2/08
	10,270	Idaho	1/19/08
	10,270	Boise State	1/17/08
	10,270	Fresno State	3/3/07
	10,270	Nevada	3/1/07
	10,270	Utah	12/6/06
	10,270	Nevada	2/25/06
	10,270	New Mexico St.	2/11/06
	10,270	Pacific	2/12/05
	10,270	UC Irvine	2/26/05
	10,270	Idaho	3/4/05
	10,270	CS Fullerton	2/21/04
	10,270	UC Santa Barbara	2/7/04
	10,270	BYU	12/23/03
	10,270	BYU	12/1/01
	10,270	Utah	12/6/00
	10,270	Boise State	3/4/00
	10,270	BYU	1/8/00
	10,270	Utah	11/26/96
	10,270	Pacific	3/4/95
	10,270	UNLV	1/21/95
	10,270	UNLV	3/1/90
	10,270	UNLV	1/19/88
	10,270	BYU	1/6/79
	10,270	BYU	12/4/76

SPECTRUM MAGIC



Utah State teams were nicknamed "Big Blue" (pictured above) by *The Logan Herald Journal* as early as 1916, an apparent reference to the Blue Ox of Paul Bunyan lore.



GREAT FAN SUPPORT

Last year, an average of almost 7,000 fans packed the Dee Glen Smith Spectrum for every contest to watch their Aggies win double-digit home games for the 25th-straight season. Utah State ranked fifth in the Mountain West in attendance with more than 104,000 people in attendance during the season.

HOME COURT ADVANTAGE

Playing in the Dee Glen Smith Spectrum is definitely an advantage for the Aggies. Since 2000, Utah State teams have won more than 85 percent of its home games (280-46). The Aggies have a 587-141 (.806) all-time record in the facility.

Utah State has gone unbeaten six times in the Spectrum's 49-year history.

The Aggies have won 280 of their last 326 games (.859) in the Spectrum, dating back to the 2000 season, including 139 of their last 170 (.818) home games against league competition over the same span.

Utah State had a school-record streak of 37 straight victories in the Spectrum, spanning the 2007-08 to 2011-12 seasons. Overall, USU has had a winning record at home for 36 consecutive seasons.

During the 2019-20 season, Utah State will play 16 games in the Dee Glen Smith Spectrum. Home game highlights include match-ups with in-state foe Weber State and long-time opponents Montana State and Denver. Home games also include contests against North Carolina A&T, UTSA, Saint Katherine and Eastern Oregon. The home slate will also include Mountain West contests against Fresno State, San Diego State, Nevada, Air Force, UNLV, Boise State, Wyoming and San José State.

Utah State's fans were recently recognized by *bleacherreport.com* as the only honorable mention selection to its top five best college fanbases behind Kansas, Indiana, Kentucky, Duke and Syracuse.



DEE GLEN SMITH SPECTRUM YEAR-BY-YEAR RECORDS

Year	G	Total Att	Avg.	Record	Pct.
1970-71	16	140,968	8,811	13-3	.813
1971-72	14	103,158	7,368	8-6	.571
1972-73	15	107,226	7,148	12-3	.800
1973-74	14	98,304	7,022	14-0	1.000
1974-75	14	109,331	7,809	13-1	.929
1975-76	11	80,802	7,346	7-4	.636
1976-77	15	114,993	7,666	12-3	.800
1977-78	17	139,235	8,190	16-1	.941
1978-79	14	113,071	8,077	13-1	.929
1979-80	13	105,220	8,094	11-2	.846
1980-81	12	89,095	7,425	6-6	.500
1981-82	11	68,127	6,193	3-8	.273
1982-83	16	123,474	7,717	14-2	.875
1983-84	13	106,268	8,174	10-3	.769
1984-85	13	106,019	8,155	10-3	.769
1985-86	13	94,081	7,237	7-6	.538
1986-87	13	93,321	7,179	10-3	.769
1987-88	13	106,073	8,159	10-3	.769
1988-89	12	97,613	8,134	8-4	.667
1989-90	15	109,644	7,310	9-6	.600
1990-91	12	85,890	7,158	8-4	.667
1991-92	14	104,248	7,446	11-3	.786
1992-93	13	95,286	7,330	7-6	.538
1993-94	12	83,012	6,918	9-3	.750
1994-95	17	142,739	8,396	13-4	.765
1995-96	15	113,067	7,538	12-3	.800
1996-97	15	101,340	6,756	13-2	.867
1997-98	15	105,591	7,039	15-0	1.000
1998-99	15	107,067	7,138	13-2	.867
1999-00	16	110,426	6,902	15-1	.938
2000-01	15	120,247	8,016	15-0	1.000
2001-02	16	113,294	7,081	14-2	.875
2002-03	14	111,402	7,957	12-2	.857
2003-04	16	135,446	8,465	15-1	.938
2004-05	15	123,336	8,222	14-1	.933
2005-06	16	135,797	8,487	14-2	.875
2006-07	14	118,131	8,438	13-1	.929
2007-08	17	154,456	9,086	17-0	1.000
2008-09	17	149,572	8,798	17-0	1.000
2009-10	18	176,260	9,792	17-1	.944
2010-11	17	148,449	8,449	17-0	1.000
2011-12	22	184,932	8,406	17-5	.773
2012-13	18	142,863	7,936	14-4	.778
2013-14	18	176,928	9,829	13-5	.722
2014-15	16	146,525	9,158	11-5	.688
2015-16	16	141,989	8,874	10-6	.625
2016-17	15	103,082	6,872	10-5	.667
2017-18	15	104,159	6,944	11-4	.733
2018-19	15	104,709	6,981	14-1	.933
Totals	728	5,746,269	7,894	587-141	.806



A COMMITMENT TO ACADEMICS

The staff with student-athlete services provide all the necessary tools and resources for student-athletes to be academically successful. This includes academic tutoring & mentoring, learning skills assessments and strategies, course management assistance, degree program advisement and career development.

The office also administers USU's NCAA Student-Athlete Affairs program and coordinates Aggie Ambassadors, Utah State's student-athlete outreach program.

Since 2000, Utah State has had better than an 80 percent graduation rate. The senior class each of the last five years has gone on to graduate, including 2018-19 graduates Dwayne Brown Jr., and Quinn Taylor. The lone Utah State senior from 2012-13 academic year graduated, as did all three of the seniors from the 2011-12 season, as well as all six seniors from the 2010-11 season, along with its lone senior during the 2009 and 2010 seasons.



2001 MEN'S BASKETBALL GRADUATING CLASS: Shawn Daniels, Bernard Rock, Dion Bailey and Curtis Bobb.



2007 MEN'S BASKETBALL GRADUATING CLASS: Chris Session, Durrall Peterson and Chaz Spicer.



2003 MEN'S BASKETBALL GRADUATING CLASS: Chad Evans, Mike Puzey, Ronnie Ross, Desmond Pinegar and Toraino Johnson.



2011 MEN'S BASKETBALL GRADUATING CLASS: Pooh Williams, Nate Bendall, Brian Green, Matt Formisano and Tyler Newbold.



The Dr. Randall and Julianne Stockham Student-Athlete Academic Hall of Honor opened in September of 2010. Inside the Stockham Student-Athlete Academic Hall of Honor are four permanent displays to feature CoSIDA Academic All-Americans, Joe E. and Elma Whitesides Scholar-Athlete Award winners, current academic all-Mountain West honorees and current Aggie Athletics Endowed Scholarships donors and recipients.

In its eight years in the league, Utah State student-athletes led the Western Athletic Conference with an 84 percent graduation rate, while maintaining over a 3.19 cumulative grade-point average. During the 2013-14 academic year, Utah State had 242 student-athletes recognized for academic excellence in the Mountain West to take second in the league. The number increased in 2014-15, when Utah State was recognized with 250 student-athletes named to academic awards. In 2015-16, the number increased to 273 student-athletes, second in the MW. Overall, USU has led its conference 16 times in the last 19 years, as it led the Big West Conference in 2000 and 2002-05. In 2001, the Aggies ranked second in the Big West in academic selections. Additionally, USU honored 195 student-athletes with a cumulative GPA of 3.2 or better at its own Joe E. Whitesides luncheon.

ACADEMIC ALL-CONFERENCE

1994	Trent Rose
1995	Eric Franson
1996	Eric Franson
1997	Neal Geddes
1998	Neal Geddes
1999	Brandon Birch
2002	Chad Evans
2003	Chad Evans, Spencer Nelson, Mike Puzey
2004	Chad Evans, John Neil, Spencer Nelson
2005	Chris Huber, John Neil
2006	Chris Huber, Cass Matheus
2008	Matt Formisano, Tyler Newbold, Modou Niang, Gary Wilkinson
2009	Matt Formisano, Brady Jardine, Tyler Newbold, Jared Quayle, Gary Wilkinson, Stavon Williams
2010	Matt Formisano, Brady Jardine, Preston Medlin, Tyler Newbold
2011	Matt Formisano, Brady Jardine, Tyler Newbold, Tai Wesley
2012	Ben Clifford, Mitch Bruneel, Jordan Stone
2013	Spencer Butterfield, Ben Clifford, Marcel Davis, Jordan Stone
2014	Spencer Butterfield, Ben Clifford, Kyle Davis, Jalen Moore
2015	David Collette

2016

Lew Evans, Grayson Moore, Julion Pearre

2017

Diogo Brito, Alex Dargenton, Sam Merrill, Abel Porter

2018

Crew Ainge, Diogo Brito, Alex Dargenton, Sam Merrill, Julion Pearre, Abel Porter

2019

Sam Merrill, Brock Miller, Abel Porter, Justin Bean, Diogo Brito, Crew Ainge

ACADEMIC ALL-AMERICANS

1964	Gary Watts
1980	Dean Hunger
1982	Larry Bergeson
1996	Eric Franson

NCAA POSTGRADUATE SCHOLARSHIP

1996	Eric Franson
------	--------------

BASKETBALL FACILITIES AND SUPPORT





During the summer of 2009, Utah State's locker room was completely remodeled as new state-of-the-art lockers were installed. A student-athlete lounge was also created within the locker room that has three flat-screen high-definition televisions equipped with Wii and Xbox capabilities. A full-size refrigerator that is stocked daily with weight-gaining supplements is also located within the lounge, along with leather couches and a wireless work-station with computers. A cold pool was also installed inside the locker room to help enhance players' muscle recovery.



Completed in June, 2013, Utah State's \$6.5 million, 26,329 square-foot ICON Sports Performance Center features areas for weight training, cardiovascular workouts and speed and agility training, as well as offices for staff. Built on existing university property at the northwest corner of Maverik Stadium, the state-of-the-art multi-level facility alleviated overcrowding in the previous 5,800 square-foot strength and conditioning center and accommodates almost 400 student-athletes from 16 sports programs.

The ICON Sports Performance Center is the largest such facility in the Mountain West and rivals any strength and conditioning complex in the country. Of the schools Utah State competes against in the MW, Fresno State currently has the second-largest strength and conditioning center(s) at 12,500 square feet, followed by Air Force (12,000 sq. ft.), Boise State (12,000 sq. ft.), Wyoming (11,100 sq. ft.), Hawai'i (10,000 sq. ft.), New Mexico (10,000 sq. ft.), Colorado State (10,000 sq. ft.), San José State (10,000 sq. ft.), UNLV (8,200 sq. ft.) and Nevada (8,000 sq. ft.).



The Wayne Estes Center is a \$9.5 million, 32,000 square-foot basketball practice facility and volleyball competition venue that opened in April, 2014. The facility contains a regulation size competition court with chair back seating for 1,400 fans, along with a training room and in-season strength and conditioning area. Office space for both men's and women's basketball and volleyball is included in the new facility, as well as a locker room and film room for volleyball. Ticketing and concession services are available on game days. Located inside the foyer of the Wayne Estes Center is a visual tribute of the building's namesake.

The facility was made possible following a lead gift of \$5.25 million from Jim and Carol Laub (the largest single gift in the history of Aggie Athletics) and a \$1.3 million gift from Blake Kirby. All funding for this new facility came from private donations.

LAUB ATHLETICS-ACADEMIC COMPLEX




The Dale Mildenberger Sports Medicine Complex and the Dr. John Worley Sports Medicine Research Center is one of the finest in the nation with over 11,000 square feet to provide maximum service to Utah State's 16 intercollegiate sports and 375-plus student-athletes. Among the many amenities are 24 treatment tables, a 2,000 square foot physical therapy and rehabilitation center, and three hydroworx therapy pools for non-weight or partial weight-bearing rehabilitation to enhance recovery. The Sports Medicine Complex also houses office space for four full-time staff members and 12 graduate assistants, a team physician examination room and physical therapy office.

With the addition of the new facilities and the continued cooperation between Utah State Athletics, Intermountain HealthCare and HPER/Exercise Science, Utah State University is becoming one of the foremost sports medicine research institutions in the Intermountain West.



LAUB ATHLETICS-ACADEMIC COMPLEX



The third floor of the Jim and Carol Laub Athletics-Academics Complex houses the academic center for student-athletes. This center consists of a 24-unit computer center, a spacious study center, and several individual one-on-one tutor rooms. Additionally, there are three smaller classrooms that can be used for group study sessions, group tutoring, tutor meetings, and general meeting and study needs. Two of the classrooms can be opened to create one larger classroom. All classrooms have television monitors installed and have data connectivity for PowerPoint, Internet and other useful presentations. The study center is completely wireless for student-athletes to connect to the Internet anywhere in the facility, but also has sub-floor electrical and data connections throughout. The student-athlete services staff are also housed within the academic center.



Student-Athlete Services is designed to assist student-athletes with academic, vocational and social development. Dr. Brian Evans and his staff provide services including study sessions, tutoring, registration, academic advising and career counseling.

FUELING STATION



The Aggie Fueling Station, located on the bottom floor of the ICON Sports Performance Center, was created prior to the start of the 2016-17 school year by representatives from the nutritional program and athletics, who had a goal of working together to provide student-athletes with the food they need to complement the physical demands of training and nutrition. The fueling station is stocked with appetizing food focused on combining convenience and nutrition. Student-athletes can choose from a variety of fresh fruits and vegetables, cheese, milk, chicken, yogurt, beef jerky, peanut butter, trail mixes and much more. Workers at the fueling station prepare fruits and vegetables, measuring out serving sizes, restock the serving area and plan the daily special. In addition to food preparation, volunteers are on site to answer nutrition questions from student-athletes and give presentations about health and wellness to all 16 of Utah State's sports programs.



STUDENT-ATHLETE TRAINING TABLE



Utah State student-athletes are able to attend a training table three times a week during the fall and spring semesters. The menu for the meal is planned by Utah State nutritionists and the strength & conditioning staff to supplement each student-athlete's nutrition needs and to keep each in top physical condition.



MEDIA EXPOSURE



Head coach Craig Smith addresses the media at his introductory press conference on March 27, 2018.



Neemias Queta, Sam Merrill, Abel Porter and Quinn Taylor visit with the national media at the 2019 NCAA Tournament.



Located just 90 miles from Salt Lake City, Utah State falls into the 33rd largest media market in the country. Attention is received from the state's largest newspapers, television stations and radio stations.

This season, USU men's basketball will have 16 games on national television. The Aggies will be seen on the ESPN family of networks six times, AT&T Sports Net five times, CBS Sports Network three times, and have a singular appearance on Stadium.

All USU basketball games, home and away, are broadcast on the USU radio network, as well as on the Internet through USU's web page at www.UtahStateAggies.com. Scott Garrard hosts a weekly coach's show with USU head coach Craig Smith.

Utah State's web page allows media and fans all around the country and around the world to follow Aggie athletics. Updated on a daily basis, the website provides radio broadcasts of games, information on the team and features on the players.

CAMPUS LIFE



Utah State has more than 100 buildings on 400 acres, with an additional 7,000 acres throughout the state used for agriculture and research.

Located just minutes from the mouth of Logan Canyon, Utah State students have a myriad of recreation options.

With a student body of over 25,000, Utah State has advantages of both the large and small schools with such features as two libraries, excellent laboratories and top-rated cultural attractions.

The student body represents every county in Utah, all 50 states and 80 foreign countries. A majority of students live on or near campus. The University includes seven resident colleges with 45 departments.



HAIL THE UTAH AGGIES

Hail the Utah Aggies,
we'll play the game with all our might.
See the colors flying,
the Aggie blue and fighting white.
How they stir us onward;
we'll win the victory alright.
Hail the Utah Aggies;
we're out to win, so fight, fight, fight!


Utah State, Hey!
Aggies all the way!
Go Aggies! Go Aggies!
Hey! Hey! Hey!



LOGAN AND CACHE VALLEY



With a population of 101,811, nearly 50,000 of whom live in Logan, Cache County is a growing area 90 miles north of Salt Lake City. The Cache Valley itself is 60 miles long and 15 miles wide and experiences each of the four seasons.



The Cache Valley, a fertile green valley with lakes and streams, is surrounded by the Wellsville Mountains on the west and the Bear River Range on the east. Just east of Logan is the Wasatch-Cache National Forest, accessed by Logan Canyon Scenic Byway (Hwy. 89). Logan Canyon is filled with geological wonders, including vertical rock formations, caves and wind tunnels. Thirty minutes from Logan, Beaver Mountain Ski Resort is a popular winter getaway. Fifteen minutes beyond Beaver Mountain, the summit of Logan Canyon is a breathtaking view of turquoise-colored Bear Lake.



OUTLOOK

OUTLOOK

ain

Utah State men's basketball enters the 2019-20 season with a great deal of expectation after winning both the Mountain West regular season and tournament championship a season ago. The Aggies were named a unanimous favorite in the annual preseason MW poll, becoming the first team to garner every first-place vote in conference history.

"I would rather have high expectations than no expectations or next-to-no expectations," Utah State head coach Craig Smith said. "Utah and Cache Valley both have high expectations for their basketball programs because of the rich tradition in the state. If you don't have high expectations for yourself or for your program, then you are probably in the wrong place."

USU returns six letterwinners from the 2018-19 season, including four starters, that contributed more than 70 percent of the points, assists, blocks and minutes during last year's run that saw the Aggies finish with a 28-7 record. The 28 victories marked the third-most in school history and the most for Utah State since the 2010-11 season.

"Our returners have been really, really good," Smith said. "All six of our returners have clearly gotten better as players. They are all about our program and being the best that we can be."

Headlining the group is senior guard Sam Merrill, the 2018-19 MW Player of the Year and 2019-20 MW Preseason Player of the Year. Merrill led the Aggies to both the regular season and conference tournament title a season ago after pacing USU with a team-best 20.9 points per game. Merrill finished the year with 731 points, the fifth-most in a single season in Utah State history, while his average of 20.9 points per game ranked second in the MW. Merrill was also the top distributor for the Aggies, totaling a team-best 147 assists and averaging 4.2 per contest to rank fifth in the MW.

Merrill was also named third-team All-American by Stadium, AP honorable mention All-American, first-team all-Mountain West, first-team all-District 17 by the National Association of Basketball Coaches and all-District VIII by the U.S. Basketball Writers Association. Merrill will enter the 2019-20 season with 1,568 career points and could become just the fourth Aggie in the history of the program to eclipse 2,000 career points.

"Sam is the most unselfish starter that I've ever been around," Smith said of Merrill. "He just wants to win. He is an incredibly high achiever, but he loves to celebrate his team's success. His teammates have great confidence playing with him and he makes his teammates better players. That is a sign of a great player."

Sophomore center Neemias Queta, an invitee to the 2019 NBA Draft Combine, is also receiving accolades going into the season after being named the 2018-19 MW Freshman and Defensive Player of the Year. Queta earned preseason all-MW honors and is coming off of a season where he shattered the single-season blocks record at USU and helped the Aggies to their first appearance in the NCAA Tournament since 2011. Queta finished the year with 84 blocks, far surpassing the previous school record of 59, set by Shawn Daniels during the 2000-01 season. Queta led the Mountain West and finished 14th in the nation with 2.4 blocks per contest. He started the year with at least one block in 29 straight games, the longest such streak in Utah State history, and recorded at least one rejection in all but one game during the year. Queta recorded a season-high six blocks in two games last season, matching the third-most blocks in a game in Utah State history and setting a Mountain West freshman record.

In addition to his defense, Queta finished second on the team with 11.8 points per game and led the team with 8.9 rebounds per game. Queta scored in double figures in 24 games and logged a team-best



SAM MERRILL



NEEMIAS QUETA

10 double-doubles during the year. Queta's team-leading 312 rebounds during the year marked the first time an Aggie has surpassed 300 rebounds in a season since the 1976-77 campaign and set a USU freshman record.

"Neemi really impacts the game in so many ways," Smith said of Queta. "His upside is incredible and yet he is already a very good player. He is an elite rim protector and an excellent rebounder. He's a good finisher and he's improved his skill level to where he can shoot it some. He's an excellent passer and is a quick learner."

Sophomore guard Brock Miller started alongside Queta in all 35 games last season, tying the Utah State freshman record. Miller was a long-range weapon for the Aggies in 2018-19, knocking down 70 3-point buckets, finishing second on the team from deep.

"Brock played monster minutes for us as a freshman last year," Smith said of Miller. "Down the stretch, he was really good for us and really consistent. He is like a microwave – when he makes one shot, two and three are going to come really quick. He's got great length and size and can really get it going."

Junior guard Abel Porter started at the point for the final 17 games a season ago and directed the Aggies to victories in 15 contests down the stretch. With Porter at the helm, Utah State saw jumps in several statistics, including assists per game (17.7 from 16.5) and turnovers per game (11.9 from 13.6), while the team also shot better from the floor (.374 from .335) and scored more points per game (78.7 from 78.6).

"Abel's process has been incredible as a player," Smith said of Porter. "He's smart, he's dependable and you know what you are going to get out of him, whether it is in a game or practice. He's just steady Eddie. He does a great job of running the team."

Senior guard Diogo Brito was in the discussion for sixth man of the year in 2018-19 and proved to be one of the most versatile players on the Utah State roster. Brito is one of just three returning players in the MW that appeared in more than 30 games last season and averaged more than 8.0 points, 4.0 rebounds, 2.0 assists and 1.0 steals per game.

"Diogo is a stat stuffer and is incredibly bright," Smith said of Brito. "We can put him anywhere on the floor and he is a tremendous worker. He's got super quick hands, is instinctive and tips and deflects balls like crazy and gets a lot steals. You could see his game really taking off over the last 10-15 games of last season."

Sophomore forward Justin Bean rounds out the starters returning for Utah State and quickly became a fan favorite last season with his hustle play and thunderous dunks. Bean had his best game of the year in the MW Tournament quarterfinals, posting a double-double of 14 points and 15 rebounds.

"Bean came on gangbusters down the stretch last year," Smith said. "It was great for a freshman like that to be in so many meaningful games, where he had valuable minutes and made monster contributions. I don't think I've seen anyone who came from where he was to where he is in such a short amount of time in a positive way. He's an elite rebounder on both ends of the floor and is a double-double guy every night out."

In addition to the six letterwinners, Utah State returns three redshirts in senior forward Roche Grootfaam, junior center Klay Stall and freshman center Trevin Dorius. Stall has been with the Aggies for three years, appearing in 10 games during the 2017-18 season while battling injuries each of the past two years. Grootfaam was rehabbing a knee injury during the 2018-19 season after transferring from the College of Southern Idaho. Dorius was with the Aggies during the 2015-16 season and recently returned from a two-year LDS Church Mission in Arizona.



BROCK MILLER



DIOGO BRITO

"Klay's career, up to this point, has been riddled with injuries," Smith said of Stall. "He's got good size and good touch around the basket. He's improved his game offensively and has improved defensively."

"Roche is a consummate teammate," Smith said of Grootfaam. "He's back and healthy and it's been a long recovery for him. He's a bowling ball and a very good athlete. He's a GATA guy that is going to give everything he's got every night out."

"Trevin's really bought in," Smith said of Dorius. "He's another legit seven footer, who moves well and is a quick learner. He's all about the team and is really physical and rugged. He loves everything about Utah State and gets better every week and we've got high expectations for Trevin."

The roster is rounded out by six newcomers, including junior guard Marco Anthony, a transfer from the University of Virginia, junior guard Carson Bischoff, a transfer from Treasure Valley Community College, junior center Kuba Karwowski, a transfer from North Platte Community College, and junior forward Alphonso Anderson, a transfer from North Idaho College. Guard Sean Bairstow and forward Liam McChesney are the lone true freshmen on the squad.

Anthony played in 22 games last season as the Cavaliers captured the NCAA National Championship. Anthony averaged 1.2 points and 0.5 rebounds per game in a limited 5.4 minutes per contest. As a freshman, Anthony helped the Cavaliers to a No. 1 seed in the NCAA Tournament, appearing in 13 games during the year and averaging 2.0 points and 1.0 rebounds per game in 7.9 minutes per game. One of his best games during his career came against Louisville in his inaugural season, scoring 10 points on 4-of-6 shooting from the floor.

"Marco is a very talented guy," Smith said of Anthony. "He's got muscles on his shins. He is so versatile and skilled, and has been in a big-time program for two years that understands winning. He brings a lot of versatility to us, can play one through four and can guard all those positions."

Bischoff joins the Aggies after two years at Treasure Valley Community College, where he was second on the team with 19.7 points per game, scoring in double figures in all but two contests during the 2018-19 year. Bischoff's scoring output included 13 games with 20-or-more points and three games with 30-or-more, including a season-high 34 points against Mt. Hood Community College. Bischoff shot 43.0 percent (135-of-314) from the floor, 39.1 percent (75-of-192) from behind the 3-point line and 81.0 percent (68-of-84) at the free throw line. Bischoff also led TVCC on the glass, averaging 6.6 rebounds per game and pulling down five-or-more rebounds in 13 games. Bischoff recorded a season-high 12 rebounds, making up one of five double-double performances during the year. Additionally, Bischoff averaged 2.6 assists and 1.6 steals per game.

"Carson has been a great addition to our program," Smith said of Bischoff. "He's really taken a giant leap and the game has started slowing down for him. He understands what he's good at and what he struggles with, and he does a good job playing off of his strengths. That guys strokes it. When he shoots, you are surprised when it doesn't go in."

Karwowski led the Knights of NPCC to a 24-5 record a Region IX South Division title, averaging a near-double-double of 9.7 points and 8.9 rebounds per game in 2018-19. Karwowski scored in double figures in 15 games, including a career-high 21 points against Eastern Wyoming. Karwowski used a career-high 22-rebound effort against Southeast to tally one of seven double-doubles during the year, pulling down double-digit rebounds in 12 games during the year and five or more rebounds in 21 of his 27 games. Karwowski paced the Knights in blocks for a second consecutive year, finishing with 66 and swatting a season-high six against McCook, and logging multiple blocks in 19 games.



ABEL PORTER



JUSTIN BEAN

Karowski was third in the NJCAA last year in field goal percentage, shooting 70.6 percent (108-of-153) from the floor, and although not shooting many 3-point shots, Karowski connected on 42.9 percent (3-of-7) from behind the arc. The native of Warsaw, Poland, also earned first-team all-Region IX honors following his sophomore campaign.

"Kuba is incredibly mobile, you don't see a whole lot of 7-2 guys with feet like his," Smith said of Karowski. "He runs so well north and south, and slides so well east and west. He's very smart and understands how to play. He should have a major presence for us defensively with his rim protection and anchoring our defense."

Anderson played one year at North Idaho College, leading the Cardinals to a 31-2 mark and Northwest Athletic Conference Championship. Anderson finished third on the team with 15.6 points per game, shooting 48.7 percent (184-of-378) from the floor, 35.7 percent (30-of-84) from behind the 3-point line and 71.9 percent (87-of-121) at the free throw line. Anderson was named first-team all-NWAC and helped the Cardinals record the best scoring average of any team in the NWAC, as the team averaged 114 points per game.

"Fonz brings a lot versatility to us and is a high-energy guy," Smith said of Anderson. "He is a very good mentor and leader and has really bought in. He's really made a positive impact in every aspect in our program, from the strength coaches, to the academic advisors, to nutrition – everyone he's come in contact with speaks very highly of him. On the floor, he's a guy who can score in many different ways."

Bairstow, a familiar name in the Mountain West, has a pedigree that includes an older brother, Cam, an all-conference performer at New Mexico from 2011-14 and a sister, Stephanie, who suited up for the women's basketball team at Utah State from 2013-14. Bairstow showcased

his own talents at the annual Aggie Madness, winning the slam dunk contest with several high-flying spectacles.

"Sean is so versatile and as a freshman we are learning his game and he is learning how we play," Smith said of Bairstow. "He's an excellent passer and really good decision maker. He is a blender – he can really play with anybody and is a tremendous fit in our style of play."

McChesney rounds out the roster for the Aggies and is one of the youngest members of the squad after just turning 18 as the semester began. McChesney will provide matchup problems with his 6-foot-10 frame and his ability to stretch the floor with his knock-down shooting from deep. McChesney led Charles Hays Secondary School to the 2019 Provincial Championship, averaging 35 points and eight assists per game as a senior en route to being named the MVP of the provincial championships.

"Liam is amazingly talented," Smith said of McChesney. "He's a legitimate 6-10, 6-11 and is so smooth and light on his feet and moves like he's a 6-1 guy. He's super skilled and you just don't find a lot of guys with that height who have such a strong feel for the game. He can score it in so many different ways and can score it quickly."

"We just want to be the best that we can be," said Smith, summarizing his vision for the 2019-20 season. "We want to be the best that we can be as a team, be the best that we can be individually and just strive to get better every day."

QUICK FACTS
OUTLOOK
AGGIE BIOS
COACHES
OPONENTS
SEASON REVIEW
RECORDS
UNIVERSITY





BACK ROW (L TO R): Roche Grootfaam, Sean Bairstow, Liam McChesney, Trevin Dorius, Kuba Karwowski, Neemias Queta, Klay Stall, Brock Miller
FRONT ROW (L TO R): Carson Bischoff, Justin Bean, Diogo Brito, Alphonso Anderson, Marco Anthony, Sam Merrill, Abel Porter

NUMERICAL ROSTER

NO.	NAME	HT.	WT.	POS.	YR.	HOMETOWN/HIGH SCHOOL/PREVIOUS SCHOOL
0	Klay Stall	6-10	245	Center	Jr.	Chandler, Ariz. / Basha HS
1	Carson Bischoff	6-4	210	Guard	Jr.	Ogden, Utah / Weber HS / Treasure Valley CC
2	Sean Bairstow	6-8	190	Guard	Fr.	Brisbane, Australia / Churchie
4	Roche Grootfaam	6-7	265	Forward	Sr.	Paramaribo, Suriname / Covenant Christian Acad. / College of Southern Idaho
5	Sam Merrill	6-5	205	Guard	Sr.	Bountiful, Utah / Bountiful HS
10	Alphonso Anderson	6-6	220	Forward	Jr.	Tacoma, Wash. / Garfield HS / North Idaho College
13	Liam McChesney	6-10	185	Forward	Fr.	Prince Rupert, Canada / Charles Hays Secondary School
15	Abel Porter	6-3	200	Guard	Jr.	Farmington, Utah / Davis HS
22	Brock Miller	6-5	200	Guard	So.	Sandy, Utah / Brighton HS
23	Neemias Queta	7-0	245	Center	So.	Barreiro, Portugal / Benfica SL B
24	Diogo Brito	6-6	205	Guard	Sr.	Povoa de Varzim, Portugal / Mountain Mission School (Va.)
32	Trevin Dorius	7-0	240	Center	R-Fr.	Heber City, Utah / Wasatch HS
34	Justin Bean	6-7	210	Forward	So.	Moore, Okla. / Southmoore HS
44	Marco Anthony	6-5	225	Guard	Jr.	San Antonio, Texas / Holmes HS / Virginia
52	Kuba Karwowski	7-2	220	Center	Jr.	Warsaw, Poland / North Platte CC

ALPHABETICAL ROSTER

NO.	NAME	HT.	WT.	POS.	YR.	HOMETOWN/HIGH SCHOOL/PREVIOUS SCHOOL
10	Alphonso Anderson	6-6	220	Forward	Jr.	Tacoma, Wash. / Garfield HS / North Idaho College
44	Marco Anthony	6-5	225	Guard	Jr.	San Antonio, Texas / Holmes HS / Virginia
2	Sean Bairstow	6-8	190	Guard	Fr.	Brisbane, Australia / Churchie
34	Justin Bean	6-7	210	Forward	So.	Moore, Okla. / Southmoore HS
1	Carson Bischoff	6-4	210	Guard	Jr.	Ogden, Utah / Weber HS / Treasure Valley CC
24	Diogo Brito	6-6	205	Guard	Sr.	Povoa de Varzim, Portugal / Mountain Mission School (Va.)
32	Trevin Dorius	7-0	240	Center	R-Fr.	Heber City, Utah / Wasatch HS
4	Roche Grootfaam	6-7	265	Forward	Sr.	Paramaribo, Suriname / Covenant Christian Acad. / College of Southern Idaho
52	Kuba Karwowski	7-2	220	Center	Jr.	Warsaw, Poland / North Platte CC
13	Liam McChesney	6-10	185	Forward	Fr.	Prince Rupert, Canada / Charles Hays Secondary School
5	Sam Merrill	6-5	205	Guard	Sr.	Bountiful, Utah / Bountiful HS
22	Brock Miller	6-5	200	Guard	So.	Sandy, Utah / Brighton HS
15	Abel Porter	6-3	200	Guard	Jr.	Farmington, Utah / Davis HS
23	Neemias Queta	7-0	245	Center	So.	Barreiro, Portugal / Benfica SL B
0	Klay Stall	6-10	245	Center	Jr.	Chandler, Ariz. / Basha HS

Head Coach: Craig Smith (North Dakota, 1996), Second Year

Assistant Coach: Austin Hansen (South Dakota State, 2003), Second Year

Assistant Coach: Eric Peterson (Wisconsin-La Crosse, 2006), Second Year

Assistant Coach: David Ragland (Southern Indiana, 2003), Second Year

Director of Basketball Operations: Steve Grabowski (Minot State, 2003), First Year

Director of Player Development: Curran Walsh (Lindenwood-Bellefonte, 2016), First Year

Special Assistant to the Head Coach: Justin Johnson (North Dakota State, 2003), Second Year

Director of Olympic Sport Strength & Conditioning: Logan Ogden (Northwestern College, 2011), Second Year

Athletic Trainer: Karl Smith (Central Arkansas, 2013), Second Year



KLAY STALL
6-10 • 245 • C • SO
CHANDLER, ARIZ.



CARSON BISCHOFF
6-4 • 210 • G • JR
OGDEN, UTAH



SEAN BAIRSTOW
6-8 • 190 • G • FR
BRISBANE, AUSTRALIA



ROCHE GROOTFAAM
6-7 • 265 • F • RS-JR
PARAMARIBO, SURINAME



SAM MERRILL
6-5 • 205 • G • SR
BOUNTIFUL, UTAH



ALPHONSO ANDERSON
6-6 • 220 • F • JR
TACOMA, WASH.




LIAM MCCHESNEY
6-10 • 185 • F • FR
PRINCE RUPERT, CANADA



ABEL PORTER
6-3 • 200 • G • JR
FARMINGTON, UTAH



BROCK MILLER
6-5 • 200 • G • SO
SANDY, UTAH




NEEMIAS QUETA
7-0 • 245 • C • SO
BARREIRO, PORTUGAL



DIOGO BRITO
6-6 • 205 • G • SR
POVOA DE VARZIM, PORTUGAL



TREVIN DORIUS
7-0 • 240 • C • RS-FR
HEBER CITY, UTAH



JUSTIN BEAN
6-7 • 210 • F • SO
MOORE, OKLA.



MARCO ANTHONY
6-5 • 225 • G • JR
SAN ANTONIO, TEXAS



KUBA KARWOWSKI
7-2 • 220 • C • JR
WARSAW, POLAND



CRAIG SMITH
HEAD COACH



AUSTIN HANSEN
ASSISTANT COACH



ERIC PETERSON
ASSISTANT COACH



DAVID RAGLAND
ASSISTANT COACH

QUICK FACTS

OUTLOOK

AGGIE BIOS

COACHES

OPPONENTS

SEASON REVIEW

RECORDS

UNIVERSITY

DATE	OPPONENT	LOCATION	TIME	SERIES RECORD
Oct. 30	College of Idaho	Dee Glen Smith Spectrum	7 p.m.	Exhibition
Nov. 5	Montana State	Dee Glen Smith Spectrum	8 p.m.	USU leads 78-40
Nov. 8	Weber State	Dee Glen Smith Spectrum	7 p.m.	USU leads 43-28
Nov. 12	Denver	Dee Glen Smith Spectrum	7 p.m.	USU leads 54-37
Nov. 15	North Carolina A&T #	Dee Glen Smith Spectrum	7 p.m.	First meeting
Nov. 18	UTSA	Dee Glen Smith Spectrum	7 p.m.	USU leads 2-0
Nov. 22	vs LSU #	Montego Bay, Jamaica	5 p.m.	USU leads 2-1
Nov. 24	vs North Texas #	Montego Bay, Jamaica	4:30 p.m.	USU leads 8-1
Nov. 29	Saint Mary's	Moraga, Calif.	9:30 p.m.	USU leads 6-4
Dec. 4	San José State *	San Jose, Calif.	9:15 p.m.	USU leads 62-22
Dec. 7	Fresno State *	Dee Glen Smith Spectrum	4 p.m.	USU leads 37-25
Dec. 10	Saint Katherine	Dee Glen Smith Spectrum	7 p.m.	First meeting
Dec. 14	vs BYU^	Salt Lake City, Utah (Vivint Smart Home Arena)	5 p.m.	BYU leads 143-92
Dec. 18	vs South Florida%	Houston, Texas (Toyota Center)	5:45 p.m.	USU leads 1-0
Dec. 21	vs Florida&	Sunrise, Fla. (BB&T Center)	12:30 p.m.	Florida leads 1-0
Dec. 28	Eastern Oregon	Dee Glen Smith Spectrum	2 p.m.	First meeting
Jan. 1	UNLV *	Las Vegas, Nev.	9 p.m.	UNLV leads 32-8
Jan. 4	San Diego State *	Dee Glen Smith Spectrum	8 p.m.	SDSU leads 11-5
Jan. 7	Air Force *	Colorado Springs, Colo.	9 p.m.	USU leads 18-5
Jan. 11	Nevada *	Dee Glen Smith Spectrum	6 p.m.	USU leads 36-23
Jan. 18	Boise State *	Boise, Idaho	8 p.m.	USU leads 33-15
Jan. 21	Air Force *	Dee Glen Smith Spectrum	9 p.m.	
Jan. 25	Colorado State *	Dee Glen Smith Spectrum	8 p.m.	USU leads 60-39
Jan. 28	Wyoming *	Laramie, Wyo.	9 p.m.	Wyoming leads 51-29
Feb. 1	San Diego State *	San Diego, Calif.	8 p.m.	
Feb. 5	UNLV *	Dee Glen Smith Spectrum	8 p.m.	
Feb. 8	Boise State *	Dee Glen Smith Spectrum	8 p.m.	
Feb. 11	Colorado State *	Fort Collins, Colo.	7:30 p.m.	
Feb. 15	Fresno State *	Fresno, Calif.	8 p.m.	
Feb. 19	Wyoming *	Dee Glen Smith Spectrum	7 p.m.	
Feb. 25	San José State *	Dee Glen Smith Spectrum	9 p.m.	
Feb. 29	New Mexico *	Albuquerque, N.M.	8 p.m.	
March 4-7	Mountain West Tournament	Las Vegas, Nev.	TBA	


- Jersey Mike's Jamaica Classic | ^ - Denotes Beehive Classic | % - Denotes Orange Bowl Basketball Classic | & - Denotes Battleground 2k19 | * - Denotes Mountain West Contest
 * - Denotes Mountain West Conference game | **Home games in bold** | All times Mountain

DID YOU KNOW?

- Last year, an average of almost 7,000 fans packed the Dee Glen Smith Spectrum for every contest to watch their Aggies win double-digit home games for the 25th-straight season. Utah State ranked fifth in the Mountain West in attendance with more than 104,000 people in attendance during the season.
- Playing in the Dee Glen Smith Spectrum is definitely an advantage for the Aggies. Since 2000, Utah State teams have won more than 85 percent of its home games (280-46). The Aggies have a 587-141 (.806) all-time record in the facility.
- The Aggies have won 280 of their last 326 games (.859) in the Spectrum, dating back to the 2000 season, including 139 of their last 170 (.818) home games against league competition over the same span.
- During the 2019-20 season, Utah State will play 16 games in the Dee Glen Smith Spectrum. Home game highlights include match-ups with in-state foe Weber State and long-time opponents Montana State and Denver. Home games also include contests against North Carolina A&T, UTSA, Saint Katherine and Eastern Oregon. The home slate will also include Mountain West contests against Fresno State, San Diego State, Nevada, Air Force, UNLV, Boise State, Wyoming and San José State.
- This season, USU men's basketball will have 25 games on national television. The Aggies will be seen on the ESPN family of networks 11 times, CBS Sports Network 10 times, AT&T Sports Net two times, and have singular appearances on Stadium and FS1. USU men's basketball will additionally have games streamed on the Internet through the Mountain West Digital Network.



AGGIE BIOS





BRITO CAREER HIGHS

Points

- 23 at San José State (1/16/19)

FG Made

- 8 vs Fresno State (3/15/19)

FG Attempts

- 15 (2) vs Fresno State (3/15/19)

3PT Made

- 5 at San José State (1/16/19)

3PT Attempts

- 9 at San José State (1/16/19)

FT Made

- 7 Nevada (3/2/19)

FT Attempts

- 10 Nevada (3/2/19)

Rebounds

- 11 (2) at Air Force (2/16/19)

Assists

- 6 (3) at San José State (1/16/19)

Steals

- 5 (San José State, 12/27/17)

Blocks

- 2 at Air Force (2/16/19)

Minutes

- 38 (2) (Last: New Mexico, 1/31/18)



DIOGO BRITO

6-5 • 205 • SR • Guard • Povia de Varzim, Portugal/Mountain Mission School (Va.)

HONORS:

Mountain West Scholar Athlete (2017, 2018, 2019)...
Academic All-Mountain West (2017, 2018, 2019)...
Whitesides Scholar-Athlete (2017, 2018, 2019).

2018-19 SEASON (JR):

Appeared in all 35 games for the Aggies during the year, averaging 23.6 minutes per game... Scored in double figures 13 times during the year, totaling 286 points and averaging 8.2 per game... Scored 20 or more points twice during the year, including a career-high 23 at San José State (1/16)... Recorded two double-doubles during the year, including 11 points and 11 rebounds at Air Force (2/16) and 13 points and 11 rebounds against Weber State (12/8)... Shot 43.1 percent (94-of-218) from the floor, 39.6 percent (44-of-111) from behind the 3-point line and 73.0 percent (54-of-74) at the free throw line... Finished third on the team with 148 rebounds on the year, averaging 4.2 per contest... Pulled down five or more rebounds in a game 15 times and double-digit rebounds in two games... Finished third on the team with 77 assists, averaging 2.2 per contest... Totaled five or more assists in a game three times, including a career-high-tying six at San José State (1/16)... Tied for the team lead with 37 steals, logging a season high of four against New Mexico (2/20) and at Air Force (2/16)... Also totaled five blocks during the year, including a career-high two at Air Force (2/16)... Named a Joe E. & Elma Whitesides Scholar Athlete.

2017-18 SEASON (SO):

Appeared in every game for the Aggies during the season, starting in 23... Scored in double figures six times during the year, including a career-high 16 points against Boise State (2/10)... Shot 46.1 percent (76-of-165) from the floor, 30.0 percent (21-of-70) from behind the 3-point line and 60.4 percent (32-of-53) at the free throw line... Recorded five or more rebounds in a game 10 times during the year, including a career-high-tying seven in five contests... Recorded five or more assists in a game three times during the year, including career highs of six against Air Force (1/24) and San José State (12/27)... Finished second on the team with 27 steals, totaling five against San José State (12/27), the most by an Aggie in a single game during the year... Earned academic all-Mountain West and Mountain West Scholar-Athlete honors.

2016-17 SEASON (FR):

Appeared in 17 games during the year... Recorded season highs of four points and two steals in a season-high-tying 18 minutes against Great Falls (12/6)... Pulled down a season-high three rebounds against Colorado State (1/21)... Averaged 0.8 points and 0.8 rebounds per game in 6.1 minutes per game... Logged six assists and six steals during the year... Made his Aggie debut against Idaho State (11/19), scoring one point and adding one rebound in five minutes of action... Joe E. & Elma Whitesides Scholar

Athlete recipient... Earned academic all-Mountain West and Mountain West Scholar-Athlete honors.

HIGH SCHOOL/INTERNATIONAL:

Played one season at Mountain Mission School in Grundy, Va... Led the team to a No. 5 ranking in the state... Played for the Portuguese National team since 2012... Made two appearances for Portugal in the U20 FIBA European Championships, leading the team with 14.3 points and 4.9 rebounds per game in 2017, and 10.8 points in 2016, while finishing third on the team with 1.8 assists per game... Also led Portugal with 17.9 points, 5.9 rebounds, 3.4 steals and 3.1 assists per game at the U18 European Championships.

PERSONAL:

One of two sons of José and Maria Brito... Majoring in exercise science with a minor in psychology... Nominated for Student of the Year at Mission Mountain HS.



VETERAN BIOS



BRITO 2018-19 GAME-BY-GAME STATS - JR

Date	Opponent	MIN	FG	3FG	FT	O-D-T	PF	A	TO	B	S	TP
N06	at Montana State	24	2-2	2-2	0-0	1-7-8	1	4	1	0	2	6
N09	Hartford	23	4-8	0-1	1-1	0-4-4	2	1	3	1	2	9
N13	Mississippi Valley State	19	2-3	1-2	1-2	1-3-4	2	2	0	0	0	6
N16	Utah Valley	29	2-6	0-1	2-2	0-5-5	2	5	2	0	1	6
N19	vs Saint Mary's	17	1-3	1-2	0-0	0-5-5	1	0	1	1	0	3
N21	vs Arizona State	19	1-2	1-2	0-0	0-2-2	1	2	3	0	1	3
N28	Northern Iowa	22	0-1	0-1	6-6	0-5-5	2	0	2	0	3	6
D01	at UC Irvine	21	2-7	2-4	0-1	0-1-1	1	1	2	0	0	6
D05	at BYU	9	1-3	1-1	0-0	0-1-1	1	0	0	0	0	3
D08	vs Weber State	28	5-7	1-2	2-2	1-10-11	0	3	1	0	0	13
D15	Alabama State	20	3-7	2-6	2-2	0-3-3	2	0	3	0	2	10
D20	at Houston	22	1-4	1-3	1-2	0-2-2	2	1	1	0	0	4
D28	Eastern Oregon	23	1-11	0-5	0-0	2-4-6	2	5	2	0	3	2
J02	at Nevada*	21	1-7	1-4	0-2	0-4-4	1	0	3	0	1	3
J05	Air Force*	5	0-1	0-1	0-0	0-0-0	2	0	2	0	0	0
J09	Fresno State*	16	2-7	0-3	2-2	0-3-3	1	4	0	0	1	6
J12	at Wyoming*	27	3-6	2-4	2-3	1-2-3	3	2	2	0	3	10
J16	at San José State*	32	7-15	5-9	4-4	4-1-5	2	6	1	0	3	23
J19	Colorado State*	22	5-8	2-3	0-0	0-5-5	1	3	0	0	0	12
J26	at New Mexico*	22	1-2	1-2	0-0	1-2-3	0	1	1	0	0	3
J30	San José State*	20	2-7	1-6	0-0	1-1-2	1	1	0	0	1	5
F02	UNLV*	26	5-9	3-6	2-2	0-5-5	2	3	3	0	0	15
F05	at Fresno State*	20	3-7	1-5	0-0	0-1-1	0	2	1	0	0	7
F09	at San Diego State*	29	1-2	1-2	2-2	1-2-3	2	1	3	0	1	5
F13	Wyoming*	27	4-7	1-1	0-0	2-2-4	0	4	1	0	0	9
F16	at Air Force*	29	3-5	3-4	2-2	3-8-11	4	2	2	2	4	11
F20	New Mexico*	28	3-7	2-4	5-6	0-6-6	1	4	2	0	4	13
F23	at Boise State*	30	3-11	0-4	1-3	1-4-5	4	3	0	0	1	7
F26	San Diego State*	28	4-7	2-5	2-2	1-3-4	3	3	0	0	0	12
M02	Nevada*	28	4-6	0-2	7-10	0-8-8	3	3	2	0	2	15
M05	at Colorado State*	32	2-10	1-4	5-8	1-2-3	2	1	0	0	0	10
M14	vs New Mexico*	28	5-7	2-2	2-2	1-2-3	2	1	5	0	1	14
M15	vs Fresno State#	28	8-15	4-6	0-0	2-5-7	2	4	1	1	0	20
M16	vs San Diego State#	27	2-5	0-2	1-6	0-5-5	2	2	2	0	1	5
M22	vs Washington%	26	1-3	0-0	2-2	0-1-1	2	3	3	0	0	4

^=Starter / *=MWC game / # = MW Championship

BRITO 2017-18 GAME-BY-GAME STATS - SO

Date	Opponent	MIN	FG	3FG	FT	O-D-T	PF	A	TO	B	S	TP
N10	at Weber State	7	0-0	0-0	0-0	0-2-2	0	0	2	0	1	0
N13	Montana State	9	0-0	0-0	0-0	0-0-0	1	0	0	0	0	0
N15	Miss. Valley State	13	1-5	1-4	1-2	0-1-1	0	3	0	0	0	4
N18	at Gonzaga	24	5-8	1-3	0-0	1-6-7	0	0	1	0	0	11
N20	at Portland State	30	5-11	0-3	2-7	1-2-3	4	0	2	0	1	12
N24	vs Northeastern	25	3-5	1-3	1-2	1-3-4	1	1	3	0	1	8
N25	vs New Hampshire	27	5-6	1-2	1-1	2-2-4	1	3	2	0	3	12
N28	at Valparaiso	22	3-6	1-3	1-2	0-2-2	4	2	1	0	2	8
D02	BYU	12	1-2	0-0	0-0	0-2-2	2	1	0	0	0	2
D06	UC Irvine	19	3-6	2-4	1-2	3-2-5	0	2	1	0	0	9
D09	vs Utah	19	0-2	0-0	0-0	1-2-3	2	1	3	0	1	0
D16	Life Pacific	24	1-6	0-3	0-0	1-6-7	0	2	0	0	1	2
D20	Youngstown State	28	4-7	1-2	0-2	1-1-2	0	2	2	0	2	9
D27	San José State*	31	4-7	1-3	2-3	0-2-2	1	6	1	0	5	11
D30	San Diego State*	27	0-1	0-1	0-0	0-1-1	1	3	1	0	1	0
J03	Fresno State*	29	3-5	1-1	1-2	0-3-3	3	1	0	0	0	8
J06	at UNLV*	28	2-4	0-0	1-2	0-2-2	2	2	0	0	0	5
J10	Colorado State*	25	3-5	2-4	0-0	1-2-3	1	1	2	0	0	8
J13	at Nevada*	18	0-2	0-1	0-0	2-4-6	4	1	2	0	0	0
J17	at Boise State*	24	0-3	0-1	0-0	0-7-7	4	1	2	0	0	0
J20	Wyoming*	35	3-8	2-4	3-4	0-7-7	3	3	4	0	3	11
J24	Air Force*	35	3-5	1-3	2-2	1-4-5	4	6	4	0	0	9
J27	at Fresno State*	38	2-5	1-4	0-0	2-1-3	3	5	1	0	0	5
J31	New Mexico*	38	2-5	0-2	2-2	1-2-3	0	3	2	1	0	6
F07	at Wyoming*	27	3-5	0-0	2-2	0-5-5	1	2	2	0	0	8
F10	Boise State*	29	5-8	1-3	5-6	0-3-3	0	3	0	0	1	16
F14	at New Mexico*	32	3-4	2-2	1-2	0-7-7	1	3	3	0	1	9
F17	Nevada*	19	2-5	0-3	2-4	0-3-3	2	2	1	0	0	6
F24	at Air Force*	30	3-8	1-4	2-4	1-3-4	2	4	5	0	0	9
F28	at San José State*	33	2-4	0-1	0-0	1-4-5	0	3	1	0	0	4
M03	UNLV*	22	2-3	0-1	2-2	1-2-3	1	0	2	0	3	6
M07	vs Colorado State#	12	0-3	0-1	0-0	0-1-1	2	0	1	0	0	0
M08	vs Boise State#	20	2-4	1-2	0-0	0-0-0	2	1	1	0	1	5
M09	vs New Mexico#	25	1-7	0-2	0-0	0-3-3	1	1	1	1	0	2

^=Starter / *=MWC game / # = MW Championships

BRITO 2016-17 GAME-BY-GAME STATS - FR

Date	Opponent	MIN	FG	3FG	FT	O-D-T	PF	A	TO	B	S	TP
N11	at UC Irvine	DNP-C										
N14	NJIT	DNP-C										
N19	Idaho State	5	0-2	0-1	1-2	1-0-1	0	0	0	0	0	1
N22	vs Purdue	2	1-2	1-2	0-0	0-0-0	0	1	0	0	0	3
N23	vs Texas Tech	DNP-C										
N30	vs BYU	DNP-C										
D03	Indiana State	DNP-C										
D06	Great Falls	18	2-5	0-1	0-0	1-2-3	1	1	0	0	2	4
D10	at Utah Valley	DNP-C										
D19	New Orleans	DNP-C										
D21	Weber State	DNP-C										
D28	Boise State*	DNP-C										
D31	at Air Force*	DNP-C										
J04	New Mexico*	DNP-C										
J07	UNLV*	1	0-1	0-0	0-0	0-0-0	0	0	0	0	0	0
J11	at Wyoming*	12	1-4	0-2	0-1	1-1-2	0	0	0	0	1	2
J14	at San Diego State*	7	0-0	0-0	0-0	0-0-0	1	1	1	0	0	0
J21	Colorado State*	6	0-0	0-0	0-0	0-3-3	1	1	0	0	0	0
J24	at New Mexico*	3	0-0	0-0	0-0	0-0-0	0	0	0	0	0	0
J28	Fresno State*	8	0-3	0-1	0-0	0-2-2	2	0	1	0	0	0
F01	Nevada*	0+	0-0	0-0	0-0	0-0-0	0	0	0	0	0	0
F04	at Boise State*	18	0-1	0-0	0-2	1-1-2	1	1	0	0	3	0
F07	at Colorado State*	11	0-3	0-3	0-0	0-0-0	1	0	0	0	0	0
F11	Wyoming*	DNP-C										
F15	San Diego State*	DNP-C										
F18	at Nevada*	DNP-C										
F22	at San José State*	1	0-0	0-0	0-0	0-0-0	0	0	0	0	0	0
F25	Air Force*	4	1-1	0-0	0-0	0-0-0	1	0	0	0	0	2
M01	at UNLV*	1	0-0	0-0	0-0	0-0-0	0	0	0	0	0	0
M08	vs San José State#	4	0-0	0-0	0-0	0-1-1	0	1	0	0	0	0
M09	vs Nevada#	3	1-1	0-0	0-0	0-0-0	1	0	0	0	0	2

\$ - Cancun Challenge

* - MW game / # - MW Championships

BRITO'S CAREER STATISTICS

	GP-GS	Min	Avg	FG-FGA	Pct	3FG-FGA	Pct	FT-FIA	Pct	Off	Def	Tot	Avg	PF	FO	A	TO	Blk	Stl	Pts	Avg
2016-17	17-0	104	6.1	6-23	.261	1-10	.100	1-5	.200	4	10	14	0.8	9	0	6	2	0	6	14	0.8
2017-18	34-23	836	24.6	76-165	.461	21-70	.300	32-53	.604	21	97	118	3.5	53	0	68	53	2	27	205	6.0
2018-19	35-0	827	23.6	94-218	.431	44-111	.396	54-74	.730	24	124	148	4.2	59	0	77	55	5	37	286	8.2
Total	86-23	1767	20.5	176-406	.433	66-191	.346	87-132	.659	49	231	280	3.3	121	0	151	110	7	70	505	5.9





5

MERRILL CAREER HIGHS

- Points**
- 38 at Colorado State (3/5/19)
- FG Made**
- 15 at Colorado State (3/5/19)
- FG Attempts**
- 23 (2) last at Colorado State (3/5/19)
- 3PT Made**
- 7 (3) last vs Boise State (3/8/18)
- 3PT Attempts**
- 12 (2) last at San Diego State (2/9/19)
- FT Made**
- 11 (2) last vs San Diego State (3/16/19)
- FT Attempts**
- 12 (2) last vs San Diego State (3/16/19)
- Rebounds**
- 8 (5) last at Colorado State (3/5/19)
- Assists**
- 12 Air Force (1/5/19)
- Steals**
- 5 at San José State (1/16/19)
- Blocks**
- 1 (22) last at Colorado State (3/5/19)
- Minutes**
- 45 (2) last at Colorado State (3/5/19)



SAM MERRILL

6-5 • 205 • SR • Guard • Bountiful, Utah (Bountiful HS)

CAREER RECORDS

No. 1 in free throw percentage (.890)... No. 4 in career 3-point FGs made (230)... No. 5 in career 3-point FGs attempted (542)... No. 7 in career 3-point FG percentage (.424)... No. 9 in total assists (352)... No. 9 in double-digit scoring (77)... No. 10 in career scoring (1,568)... No. 10 in minutes per game (32.7)... No. 18 in points per game (15.8).

SINGLE SEASON RECORDS

No. 1 in 3-point FGs attempted (229)... No. 2 in 3-point field goals (98)... No. 3 in free throw percentage (.909)... No. 4 in minutes played (1,237)... No. 4 in assist/turnover ratio (3.27)... No. 4 in free throws made (189)... No. 5 in minutes played (1,202)... No. 5 in points (731)... No. 5 in 3-point field goal attempts (211)... No. 7 in 3-point FGs made (86)... No. 8 in 3-point field goal percentage (.464)... No. 10 in free throws attempted (208)... No. 10 in assist/turnover ratio (2.23)... No. 13 in assists (147)... No. 19 in points per game (20.9)... No. 25 in points scored (555).

SINGLE GAME RECORDS

No. 6 in 3-point field goals (7)... No. 5 in 3-point field goal percentage (7-of-8).

HONORS

Mountain West Player of the Year (2019)... Mountain West Tournament MVP (2019)... First-team all-Mountain West (2019)... 2019 Third-team All-American (Stadium)... AP Honorable Mention All-American (2019)... USBWA all-District VIII (2019)... NABC first-team all-District 17 (2019)... Third-team all-Mountain West (2018)... Academic All-Mountain West (2017, 2019)... Whitesides Scholar-Athlete (2017, 2018, 2019).

2018-19 SEASON (JR)

Mountain West Player of the Year... Mountain West Tournament MVP... Named first-team all-Mountain West, third-team All-American (Stadium), AP honorable mention All-American, USBWA all-District VIII and first-team all-District 17 by the NABC... Appeared and started in all 35 games for the Aggies during the year, leading the team with 35.3 minutes per game to rank fifth in the MW... Played in a total of 1,237 minutes, the fourth-most in school history... Totaled 731 points during the season, the fifth-most in a single season in USU history, averaging 20.9 points per game to rank second in the MW... Scored in double figures in all but one game during year... Scored 20 or more 18 times and 30 or more points in four different games... Finished the regular season with a career-high 38 points at Colorado State (3/5) to help the Aggies clinch the MW regular season championship... Totaled 138 rebounds during the year, averaging 3.9 per game... Pulled down five or more rebounds 14 times, including a career-high-tying eight in three different games... Led the Aggies with 147 assists, averaging 4.2 per contest to rank fifth in the MW... Recorded a career-high 12 assists against Air Force (1/5) as part of his second career double-double (18 pts/12 astf)... Logged five or more assists in a game 14 times during the season... Tied for the team lead with 37 steals, recording a career-high five steals at San José State (1/16)... Also finished the year with 10 blocks,

recording one rejection in 10 different games... Shot 46.1 percent (228-of-495) from the floor, 37.6 percent (86-of-229) from behind the 3-point line and a MW-best 90.9 percent (189-of-208) at the free throw line... Named a Joe E. & Elma Whitesides Scholar Athlete.

2017-18 SEASON (SO)

Named third-team all-Mountain West... Was the only Aggie to appear and start in all 34 games during the season... Played in 1,202 minutes, the fourth most in a single season in Utah State history... Led the team in scoring with 16.3 points per game, finishing ninth in the Mountain West... Scored a total of 555 points to rank No. 24 in a single season in USU history... Scored in double figures 29 times during the year, including a streak of five straight to end the season... Scored 20 or more points eight times, including a career-high 33 points at New Mexico (2/14)... Finished sixth in the Mountain West after shooting 50.4 percent (192-of-381) from the floor... Finished second in the Mountain West behind the 3-point line, shooting 46.4 percent (98-of-211) from deep... The 98 3-point field goals ranked second in a single season in school history... The 211 3-point attempts ranked fifth in a single season in school history... The 46.4 percent 3-point field goal percentage ranked eighth in a single season in school history... Recorded seven 3-point buckets in a single game three times during the year, matching the sixth-best single game total in USU history... Shot 7-of-8 from behind the 3-point line at New Mexico (2/14), the fifth-best single game 3-point shooting percentage in school history... Led USU with 107 assists, averaging 3.1 per game to rank 12th in the Mountain West... Logged five or more assists in a game eight times during the year, including a season-high nine against San José State (12/27)... Finished eighth in the Mountain West with an assist/turnover ratio of 1.7... Led USU with 35 steals, recording season highs of three against Colorado State (1/10), Boise State (2/10) and UNLV (3/3)... Pulled down five or more rebounds in a game five times, including a career-high-tying eight at UNLV (1/6)... Totaled 111 rebounds during the year, averaging 3.3 per game... Led the Aggies with 13 charges taken... Finished the year with seven blocks... Earned Academic all-Mountain West honors.

2016-17 SEASON (FR)

Appeared in 30 games, starting in each of the final 18 of the season... Led the Mountain West, was No. 4 in school history and was No. 19 in the nation with an assist/turnover ratio of 3.27... Led the Aggies with 98 assists during the year, recording five or more in a game eight times, including a season high of 10 against San José State in the first round of the MW Championships (3/8)... Added 11 points against the Spartans to record his first career double-double... Scored in double figures 14 times, including a season-high 22 points at San José State (2/22)... Pulled down five or more rebounds in a game seven times, including a season-high eight against Fresno State (1/28)... Led the team behind the 3-point line, shooting 45.1 percent (46-of-102)... Shot 45.0 percent (100-of-222) from the floor and 87.8 percent (36-of-41) at the free throw line... Led the Aggies with 30 steals during the year, recording season highs of three in



VETERAN BIOS



four games... Named the Best Defender by his teammates at the end-of-year banquet... Shared Best Represents Aggie Basketball with teammates Jalen Moore and Connor Garner, awarded at the end-of-year team banquet... Recorded five blocks... Averaged 9.4 points and 3.1 rebounds per game... Made his Aggie debut at UC Irvine, scoring two points and logging two rebounds in 13 minutes of action... Joe E. & Elma Whitesides Scholar Athlete recipient... Named Academic All-Mountain West.

HIGH SCHOOL

Earned three varsity letters at Bountiful (Utah) High School, leading the Braves to a state title as a senior... Averaged 15.8 points, 7.4 assists, 4.6 rebounds and 2.3 steals per game as a senior, scoring 20 or more points six times and double digits in all but one contest... Two-time Region 6 MVP as a junior and senior... Also named 4A MVP during his senior year... Averaged 18.3 points, 6.8 rebounds, 5.4 assists and 2.2 steals per game en route to being named first-team all-state by both the *Deseret News* and *Salt Lake Tribune* during his junior year... Scored a career-high 35 points in the semi-finals of the state 4A tournament, losing to Sky View HS and former teammate Jalen Moore... Led the Braves to three straight region titles... Also lettered in football, baseball and golf at Bountiful HS, earning all-state honors on the gridiron as a junior.

PERSONAL

One of four children of John and Jenny Merrill... Older sister Molli played soccer at Utah State from 2008-11 and is currently an assistant coach for the Aggie soccer program... Married Kanyan Ward, a member of the USU soccer team in May, 2018... Served a two-year LDS Church mission in Nicaragua from 2014-16... Majoring in business administration.

MERRILL 2018-19 GAME-BY-GAME STATS - JR

Date	Opponent	MIN	FG	3FG	FT	O-D-T	PF	A	TO	B	S	TP
N06	at Montana State	^33	12-18	5-7	8-8	0-4-4	2	3	5	1	2	37
N09	Hartford	^26	6-7	1-1	1-1	0-4-4	2	4	0	0	1	14
N13	Mississippi Valley St.	^27	5-10	2-4	6-7	0-2-2	2	4	2	0	0	18
N16	Utah Valley	^34	5-14	1-7	3-4	0-3-3	2	5	1	1	0	14
N19	vs Saint Mary's	^33	7-14	3-7	6-7	1-3-4	3	8	2	0	0	23
N21	vs Arizona State	^35	8-18	3-7	8-9	0-5-5	4	1	0	0	0	27
N28	Northern Iowa	^37	7-14	2-4	4-4	0-5-5	0	3	0	0	2	20
D01	at UC Irvine	^28	6-13	3-8	2-2	0-2-2	4	7	1	0	1	17
D05	at BYU	^39	5-13	1-5	6-6	1-4-5	2	2	4	0	1	17
D08	vs Weber State	^35	6-11	3-6	4-4	0-3-3	2	4	1	0	0	19
D15	Alabama State	^32	5-9	1-3	5-6	0-5-5	3	5	1	1	3	16
D20	at Houston	^38	2-9	0-5	2-2	0-4-4	1	1	3	0	1	6
D28	Eastern Oregon	^26	9-14	4-7	6-6	1-3-4	1	3	1	1	3	28
J02	at Nevada*	^32	6-14	1-5	3-3	0-0-0	4	0	3	0	1	16
J05	Air Force*	^39	5-9	1-3	7-7	2-3-5	1	12	3	0	2	18
J09	Fresno State*	^35	3-10	1-4	9-11	0-3-3	3	4	2	1	0	16
J12	at Wyoming*	^38	8-14	2-6	4-6	1-7-8	4	4	1	0	0	22
J16	at San José State*	^28	5-12	2-6	0-0	0-3-3	2	3	2	0	5	12
J19	Colorado State*	^37	4-13	3-9	5-6	2-1-3	3	8	4	0	0	16
J26	at New Mexico*	^38	10-23	2-7	0-1	2-2-4	3	3	2	1	2	22
J30	San José State*	^30	8-13	5-9	8-9	0-2-2	3	8	1	0	2	29
F02	UNLV*	^31	7-14	2-6	4-5	0-3-3	0	5	0	0	1	20
F05	at Fresno State*	^38	6-15	2-5	6-6	1-4-5	4	5	3	0	2	20
F09	at San Diego State*	^35	10-20	6-12	9-10	0-1-1	5	0	1	0	0	35
F13	Wyoming*	^39	5-12	4-6	5-6	0-0-0	3	6	2	1	2	19
F16	at Air Force*	^38	6-14	4-8	4-4	0-2-2	3	6	4	0	0	20
F20	New Mexico*	^39	3-18	3-11	4-4	0-5-5	2	4	2	0	2	13
F23	at Boise State*	^45	9-19	5-11	9-9	0-8-8	2	3	2	0	0	32
F26	San Diego State*	^40	6-20	1-9	6-6	0-5-5	1	0	0	1	0	19
M02	Nevada*	^40	8-19	4-7	9-10	0-5-5	2	2	1	1	0	29
M05	at Colorado State*	^45	15-23	1-5	7-8	0-8-8	3	6	1	1	1	38
M14	vs New Mexico#	^35	5-9	2-4	11-12	0-4-4	4	9	1	0	1	23
M15	vs Fresno State#	^36	8-15	3-9	3-3	0-5-5	0	5	3	0	2	22
M16	vs San Diego State#	^38	6-16	1-9	11-12	1-5-6	2	1	1	0	0	24
M22	vs Washington%	^38	2-9	2-7	4-4	0-3-3	4	3	6	0	0	10

^=Starter / *=MW game / # = MW Championships / % = NCAA Tournament

MERRILL 2017-18 GAME-BY-GAME STATS - SO

Date	Opponent	MIN	FG	3FG	FT	O-D-T	PF	A	TO	B	S	TP
N10	at Weber State	^36	2-9	1-4	0-1	0-3-3	0	3	2	1	0	5
N13	Montana State	^35	3-7	2-5	1-2	0-3-3	0	4	2	0	2	9
N15	Miss. Valley State	^27	4-5	1-2	1-1	0-2-2	1	5	0	0	1	10
N18	at Gonzaga	^34	7-15	3-9	2-3	0-4-4	2	6	2	0	0	19
N20	at Portland State	^35	7-13	3-5	6-7	0-4-4	5	3	3	0	0	23
N24	vs Northeastern	^38	7-13	2-6	3-4	1-1-2	3	3	3	0	2	19
N25	vs New Hampshire	^33	7-11	3-7	3-3	0-4-4	0	1	0	0	1	20
N28	at Valparaiso	^39	6-16	3-11	4-4	1-3-4	3	4	0	0	1	19
D02	BYU	^34	5-10	1-6	3-6	0-4-4	5	2	3	0	2	14
D06	UC Irvine	^32	5-11	1-4	2-2	1-3-4	3	2	4	0	1	13
D09	vs Utah	^36	2-10	2-5	0-0	0-1-1	1	4	1	0	0	6
D16	Life Pacific	^30	4-6	3-4	3-3	0-3-3	1	2	1	0	1	14
D20	Youngstown State	^36	6-10	0-3	6-7	0-3-3	1	6	2	0	2	18
D27	San José State*	^33	7-12	4-8	0-0	0-4-4	2	9	1	0	2	18
D30	at San Diego State*	^29	7-10	4-7	0-0	0-2-2	3	1	2	0	1	18
J03	Fresno State*	^40	3-6	2-4	8-8	0-5-5	3	3	3	0	1	16
J06	at UNLV*	^39	8-15	3-7	1-2	2-6-8	2	5	1	0	1	20
J10	Colorado State*	^37	6-10	4-6	2-2	0-2-2	3	2	2	0	3	18
J13	at Nevada*	^31	2-11	1-7	0-0	1-2-3	2	4	1	1	0	5
J17	at Boise State*	^39	9-12	5-6	0-0	0-5-5	0	2	0	1	1	23
J20	Wyoming*	^40	7-10	3-3	2-3	0-2-2	3	4	0	1	1	19
J24	Air Force*	^36	8-10	5-7	0-0	0-3-3	2	0	1	1	1	21
J27	at Fresno State*	^39	4-15	1-7	2-2	1-4-5	3	1	1	1	0	11
J31	New Mexico*	^35	5-9	3-6	5-6	0-3-3	2	3	2	0	0	18
F07	at Wyoming*	^26	3-9	2-3	4-4	0-1-1	4	2	1	0	0	12
F10	Boise State*	^38	5-13	2-7	0-0	0-1-1	1	3	3	0	3	12
F14	at New Mexico*	^39	11-16	7-8	4-4	0-1-1	1	1	6	1	0	33
F17	Nevada*	^40	5-12	4-9	2-2	0-3-3	2	3	2	0	1	16
F24	at Air Force*	^37	3-9	3-5	0-0	0-4-4	5	1	3	0	0	9
F28	at San José State*	^39	9-16	7-12	1-1	0-3-3	1	2	0	0	1	26
M03	UNLV*	^33	6-12	3-6	0-0	0-3-3	4	3	3	0	3	15
M07	vs Colorado State#	^38	5-12	0-4	1-1	0-4-4	1	3	3	0	2	11
M08	vs Boise State#	^37	8-15	7-10	5-6	0-5-5	2	5	2	0	1	28
M09	vs New Mexico#	^36	6-11	3-8	2-2	0-3-3	4	5	2	0	0	17

^=Starter / *=MW game / # = MW Championships

MERRILL 2016-17 GAME-BY-GAME STATS - FR

Date	Opponent	MIN	FG	3FG	FT	O-D-T	PF	A	TO	B	S	TP
N11	at UC Irvine	13	1-4	0-2	0-0	0-2-2	1	0	0	0	0	2
N14	NJIT	22	5-6	3-4	2-2	0-3-3	3	1	2	0	1	15
N19	Idaho State	16	2-5	1-3	0-0	0-4-4	2	3	0	0	0	5
N22	vs Purdue	8	1-3	0-1	0-0	0-1-1	2	0	0	0	0	2
N23	vs Texas Tech	16	2-4	1-3	0-0	0-0-0	2	0	2	0	0	5
N30	vs BYU	25	2-9	0-2	0-0	0-2-2	3	3	1	0	2	4
D03	Indiana State	23	1-4	0-1	0-0	1-2-3	0	2	1	0	0	2
D06	Great Falls	DNP-I										
D10	at Utah Valley	22	3-7	2-3	0-0	1-2-3	5	0	2	0	1	8
D19	New Orleans	18	4-6	1-2	0-0	1-0-1	4	0	0	0	0	9
D21	Weber State	27	2-3	1-1	5-6	0-3-3	2	6	0	0	0	10
D28	Boise State*	12	1-2	1-1	2-2	0-3-3	2	0	1	0	1	5
D31	at Air Force*	30	3-7	3-6	0-0	1-1-2	1	7	0	1	0	9
J04	New Mexico*	^36	5-14	3-6	0-0	1-0-1	2	8	0	0	3	13
J07	UNLV*	^33	6-10	2-3	0-1	1-4-5	5	4	1	0	2	14
J11	at Wyoming*	^18	5-10	2-6	2-2	0-2-2	4	2	1	0	0	14
J14	at San Diego State*	^31	6-12	3-5	3-4	0-1-1	2	3	1	0	1	18
J21	Colorado State*	^36	4-12	1-4	0-1	1-2-3	4	1	3	1	2	9
J24	at New Mexico*	^28	2-7	1-4	0-0	1-0-1	1	3	2	0	2	5
J28	Fresno State*	^30	1-2	1-1	2-2	0-8-8	4	5	2	0	0	5
F01	Nevada*	^36	5-10	3-7	0-0	1-4-5	0	4	0	0	0	13
F04	at Boise State*	^38	2-9	2-5	8-8	1-5-6	1	3	1	0	0	14
F07	at Colorado State*	^30	3-9	0-2	2-2	0-4-4	5	2	2	1	3	8
F11	Wyoming*	^31	4-7	3-4	2-2	1-4-5	4	3	1	0	1	13
F15	San Diego State*	^36	4-10	1-4	3-3	1-3-4	2	4	3	1	2	12
F18	at Nevada*	^25	1-6	1-3	0-0	0-2-2	5	5	0	0	1	3
F22	at San José State*	^37	9-12	2-5	2-2	0-6-6	2	5	2	0	3	22
F25	Air Force*	^28	4-6	2-4	2-2	0-2-2	1	9	0	0	1	12
M01	at UNLV*	^31	4-10	3-5	0-0	0-3-3	3	3	2	1	0	11
M08	vs San José State#	^35	5-9	1-3	0-0	0-6-6	2	10	0	0	3	11
M09	vs Nevada#	^31	3-7	2-2	1-2	0-3-3	5	2	0	0	0	9

\$ - Cancun Challenge

* - MW game / # - MW Championships

MERRILL'S CAREER STATISTICS

	GP-GS	Min	Avg	FG-FGA	Pct	3FG-FGA	Pct	FT-FTA	Pct	Off	Def	Tot	Avg	PF	FO	A	TO	Blk	Stl	Pts	Avg
2016-17	30-18	801	26.7	100-222	.450	46-102	.451	36-41	.878	12	82	94	3.1	79	5	96	30	5	30	282	9.4
2017-18	34-34	1,202	35.4	192-381	.504	98-211	.464	73-86	.849	7	104	111	3.3	75	3	107	62	7	35	555	16.3
2018-19	35-35	1,237	35.3	228-495	.461	86-229	.376	189-208	.909	12	126	138	3.9	86	1	147	66	10	37	731	20.9
Total	99-87	3,241	32.7	520-1098	.474	230-542	.424	298-335	.890	31	312	343	3.5	240	9	352	158	22	101	1,568	15.8

QUICK FACTS

OUTLOOK

AGGIE BIOS

COACHES

OPPONENTS

SEASON REVIEW

RECORDS

UNIVERSITY



PORTER CAREER HIGHS

Points

- 16 at Boise State (2/23/19)

FG Made

- 4 (2) last at Air Force (2/16/19)

FG Attempts

- 9 (2) last vs Washington (3/22/19)

3PT Made

- 3 (3) last vs Fresno State (3/15/19)

3PT Attempts

- 7 vs Washington (3/22/19)

FT Made

- 7 at Boise State (2/23/19)

FT Attempts

- 9 Fresno State (1/9/19)

Rebounds

- 10 San Diego State (2/26/19)

Assists

- 6 at Colorado State (3/5/19)

Steals

- 2 (5) last vs San Diego State (3/16/19)

Blocks

- 1 (3) at Air force (2/16/19)

Minutes

- 42 at Colorado State (3/5/19)



ABEL PORTER

6-3 • 200 • JR • Guard • Farmington, Utah (Davis HS)

HONORS

Academic All-Mountain West (2017, 2018, 2019)... Whitesides Scholar-Athlete (2017, 2018, 2019)

2018-19 SEASON SO

Appeared in all but one game during the year, starting in each of the final 17 games of the year and averaging 21.9 minutes per game... Totaled 187 points, averaging 5.5 points per game... Scored in double figures in seven games, including each of the final three... Scored a career-high 16 points at Boise State (2/23)... Shot 42.0 percent (55-of-131) from the floor, 40.5 percent (30-of-74) from behind the 3-point line and 71. 2 percent (47-of-66) at the free throw line... Pulled down 79 rebounds during the year, averaging 2.3 per contest... Recorded a career-high 10 rebounds against San Diego State (2/26)... Finished second on the team with 95 assists, averaging 2.8 per games... Recorded a career-high six assists in the regular season finale at Colorado State (3/5)... Totaled 21 steals during the year and tallied a career-high-tying two in four games... Also logged two blocks during the year... Named a Joe E. & Elma Whitesides Scholar Athlete.

2017-18 SEASON (RS-FR)

Appeared in 23 games, including four starts... Played in a career-high 27 minutes against New Hampshire (11/25)... Scored a career-high five points against Mississippi Valley State (11/15)... Averaged 1.1 points per game... Shot 38.1 percent (8-of-21) from the floor, 22.2 percent (2-of-9) from behind the 3-point line and 53.3 percent (8-of-15) at the free throw line... Recorded a career-high four rebounds at Nevada (1/13) as part of 15 rebounds during the year... Matched his career high of three assists against Portland State (11/20) and Montana State (11/13)... Finished the year with six steals and one block... Earned academic all-MW honors.

2016-17 SEASON (RS)

Appeared in three games during the year before injuring his foot and sitting out for the rest of the season... Made his USU debut in the game against Idaho State (11/19), going 0-for-1 from behind the 3-point line and playing for three minutes... Logged a season-high eight minutes against Great Falls (12/6), scoring his first collegiate point at the free throw line, where he was 1-of-2 against the Argos... Joe E. & Elma Whitesides Scholar Athlete recipient... Earned academic all-MW honors.

HIGH SCHOOL

Three-year letterwinner at Davis High School in Kaysville, Utah, where he averaged 14.7 points, 5.5 rebounds and 4.7 assists per game as a senior... Recorded a season-high 34 points against Fremont HS as part of 17 double-digit scoring outings as a senior... Earned three all-state accolades, including two first-team all-state awards as a junior and senior... Named Region 1 MVP as a senior... Also lettered three years in football for the Darts, earning first-team all-region honors as a junior and senior.

PERSONAL

Youngest of four children of Abel and Martha Porter... Married in May, 2019, to his wife Presley... Served a two-year LDS Church mission in Samara, Russia from 2014-16... Graduated on the High Honor Roll at Davis HS... Sister, Sydne Porter-Garner played soccer at Utah State from 2006-09... Majoring in business administration.



VETERAN BIOS



PORTER 2018-19 GAME-BY-GAME STATS - JR

PORTER 2017-18 GAME-BY-GAME STATS - SO

Date	Opponent	MIN	FG	3FG	FT	O-D-T	PF	A	TO	B	S	TP
N06	at Montana State	9	0-3	0-1	2-2	0-0-0	3	2	0	0	0	2
N09	Hartford	10	2-3	0-1	0-1	0-0-0	0	1	0	0	0	4
N13	Mississippi Valley State	11	1-1	0-0	0-0	0-3-3	1	5	1	0	1	2
N16	Utah Valley	7	1-1	1-1	0-0	0-0-0	1	1	1	0	0	3
N19	vs Saint Mary's	10	0-1	0-0	0-0	0-1-1	2	0	1	0	0	0
N21	vs Arizona State											
N28	Northern Iowa	16	2-3	1-1	0-1	0-3-3	1	1	1	0	1	5
D01	at UC Irvine	15	0-1	0-1	5-6	0-2-2	1	1	1	0	0	5
D05	at BYU	11	0-2	0-1	0-0	0-0-0	0	0	1	0	0	0
D08	vs Weber State	4	0-0	0-0	0-0	0-0-0	0	1	0	0	0	0
D15	Alabama State	17	0-1	0-1	0-0	0-3-3	4	2	3	0	1	0
D20	at Houston	12	0-1	0-1	0-0	0-0-0	1	1	0	0	0	0
D28	Eastern Oregon	19	2-3	0-1	1-1	0-1-1	1	3	1	0	0	5
J02	at Nevada*	13	0-3	0-2	1-2	0-0-0	1	3	1	0	1	1
J05	Air Force*	30	3-6	1-3	0-0	0-2-2	2	2	4	1	2	7
J09	Fresno State*	26	3-4	2-3	6-9	0-3-3	2	4	4	0	0	14
J12	at Wyoming*	11	0-3	0-2	0-0	0-1-1	4	1	2	0	0	0
J16	at San José State*	10	0-1	0-0	1-2	0-1-1	0	2	0	0	0	1
J19	Colorado State*	^28	2-3	1-1	2-2	0-3-3	3	3	1	0	1	7
J26	at New Mexico*	^32	2-5	2-3	0-2	0-6-6	3	4	1	0	2	6
J30	San José State*	^22	2-3	1-2	3-4	0-2-2	2	3	0	0	2	8
F02	UNLV*	^28	4-8	1-3	0-0	0-2-2	4	3	2	0	1	9
F05	at Fresno State*	^22	2-4	1-2	1-2	0-2-2	3	2	2	0	0	6
F09	at San Diego State*	^32	3-6	2-3	0-0	1-5-6	5	4	1	0	0	8
F13	Wyoming*	^28	3-7	3-6	2-2	0-4-4	0	4	0	0	0	11
F16	at Air Force*	^25	4-9	1-4	1-2	0-3-3	3	5	1	1	0	10
F20	New Mexico*	^29	1-4	1-2	0-0	0-2-2	4	5	1	0	1	3
F23	at Boise State*	^40	3-8	3-6	7-7	0-4-4	1	3	1	0	1	16
F26	San Diego State*	^37	1-5	1-3	0-0	0-10-10	3	5	2	0	1	3
M02	Nevada*	^28	0-2	0-2	3-4	1-3-4	5	4	3	0	1	3
M05	at Colorado State*	^42	3-6	1-3	2-4	0-4-4	2	6	2	0	1	9
M14	vs New Mexico#	^37	1-2	0-1	6-7	0-3-3	3	4	6	0	1	8
M15	vs Fresno State#	^16	4-7	3-5	0-0	1-1-2	4	2	1	0	0	11
M16	vs San Diego State#	^34	4-6	2-2	0-0	0-0-0	2	3	1	0	2	10
M22	vs Washington%	^35	2-9	2-7	4-6	1-1-2	2	5	3	0	1	10

^=Starter / *=MWC game / # = MW Championship / % = NCAA Tournament

Date	Opponent	MIN	FG	3FG	FT	O-D-T	PF	A	TO	B	S	TP
N10	at Weber State	11	1-1	0-0	2-2	0-1-1	0	0	0	0	0	4
N13	Montana State	9	0-1	0-0	0-2	0-0-0	1	3	0	1	0	0
N15	Miss. Valley State	9	2-2	1-1	0-0	0-0-0	3	0	2	0	1	5
N18	at Gonzaga	^10	0-1	0-0	0-0	0-1-1	2	0	1	0	0	0
N20	vs Portland State	^16	0-2	0-2	1-3	0-1-1	4	3	1	0	2	1
N24	vs Northeastern	2	0-0	0-0	0-0	0-0-0	1	0	0	0	0	0
N25	vs New Hampshire	^27	1-3	1-2	1-2	0-2-2	2	1	1	0	1	4
N28	at Valparaiso	^14	0-1	0-1	2-2	0-0-0	0	2	0	0	0	2
D02	BYU											
D06	UC Irvine											
D09	vs Utah											
D16	Life Pacific	4	0-0	0-0	0-0	0-0-0	1	2	0	0	0	0
D20	Youngstown State											
D27	San José State*	2	0-0	0-0	0-0	0-0-0	1	0	0	0	1	0
D30	at San Diego State*	1	0-0	0-0	0-0	0-0-0	0	0	0	0	0	0
J03	Fresno State*	3	0-0	0-0	0-0	0-0-0	0	0	0	0	0	0
J06	at UNLV*	4	1-2	0-0	0-0	0-0-0	1	0	0	0	0	2
J10	Colorado State*	6	0-1	0-1	0-0	0-0-0	1	0	0	0	0	0
J13	at Nevada*	17	1-5	0-2	0-0	1-3-4	2	2	0	0	0	2
J17	at Boise State*	3	0-0	0-0	0-0	0-0-0	0	0	0	0	1	0
J20	Wyoming*	8	1-1	0-0	0-0	0-0-0	2	0	0	0	0	2
J24	Air Force*	6	0-0	0-0	0-0	0-2-2	1	0	2	0	0	0
J27	at Fresno State*											
J31	New Mexico*	3	0-0	0-0	0-0	0-0-0	0	0	1	0	0	0
F07	at Wyoming*	6	1-1	0-0	2-4	0-1-1	0	1	0	0	0	4
F10	Boise State*	4	0-0	0-0	0-2	0-2-2	0	0	1	0	0	0
F14	at New Mexico*	6	0-0	0-0	0-0	0-1-1	0	1	0	0	0	0
F17	Nevada*											
F24	at Air Force*											
F28	at San José State*											
M03	UNLV*											
M07	vs Colorado State#											
M08	vs Boise State#											
M09	vs New Mexico#	0+	0-0	0-0	0-0	0-0-0	0	0	0	0	0	0

^=Starter / *=MWC game / # = MW Championships

PORTER 2016-17 GAME-BY-GAME STATS - FR

Date	Opponent	MIN	FG	3FG	FT	O-D-T	PF	A	TO	B	S	TP
N11	at UC Irvine											
N14	NJIT											
N19	Idaho State	3	0-1	0-1	0-0	0-0-0	0	0	0	0	0	0
N22	vs Purdue	2	0-0	0-0	0-0	0-0-0	0	0	0	0	0	0
N23	vs Texas Tech											
N30	vs BYU											
D03	Indiana State											
D06	Great Falls	8	0-2	0-2	1-2	0-0-0	0	1	0	0	1	1
D10	at Utah Valley											
D19	New Orleans											
D21	Weber State											
D28	Boise State*											
D31	at Air Force*											
J04	New Mexico*											
J07	UNLV*											
J11	at Wyoming*											
J14	at San Diego State*											
J21	Colorado State*											
J24	at New Mexico*											
J28	Fresno State*											
F01	Nevada*											
F04	at Boise State*											
F07	at Colorado State*											
F11	Wyoming*											
F15	San Diego State*											
F18	at Nevada*											
F22	at San José State*											
F25	Air Force*											
M01	at UNLV*											
M08	vs San José State#											
M09	vs Nevada#											

^=Starter / *=MWC game / # = MW Championships



PORTER'S CAREER STATISTICS

	GP-GS	Min	Avg	FG-FGA	Pct	3FG-FGA	Pct	FT-FTA	Pct	Off	Def	Tot	Avg	PF	FO	A	TO	Blk	Stl	Pts	Avg
2016-17	3-0	13	4.3	0-3	.000	0-3	.000	1-2	.500	0	0	0	0.0	0	0	1	0	0	1	1	0.3
2017-18	23-4	171	7.4	8-21	.381	2-9	.222	8-15	.533	1	14	15	0.7	22	0	15	9	1	6	26	1.1
2018-19	34-17	746	21.9	55-131	.420	30-74	.405	47-66	.712	4	75	79	2.3	73	2	95	49	2	21	187	5.5
Total	60-21	930	15.5	63-155	.406	32-86	.372	56-83	.675	5	89	94	1.6	95	2	111	58	3	28	214	3.6

QUICK FACTS

OUTLOOK

AGGIE BIOS

COACHES

OPPONENTS

SEASON REVIEW

RECORDS

UNIVERSITY



0

STALL CAREER HIGHS

Points

- 6 (at Valparaiso, 11/28/17)

FG Made

- 2 (2) (Last: vs Utah, 12/9/17)

FG Attempts

- 4 (2) (Last: vs Utah, 12/9/17)

3PT Made

- N/A

3PT Attempts

- N/A

FT Made

- 4 (at Valparaiso, 11/28/17)

FT Attempts

- 8 (at Valparaiso, 11/28/17)

Rebounds

- 6 (at Valparaiso, 11/28/17)

Assists

- 1 (2) (Last: vs New Hampshire, 11/25/17)

Steals

- 1 (vs New Hampshire, 11/25/17)

Blocks

- 2 (Montana State, 11/13/17)

Minutes

- 15 (vs Utah, 12/9/17)



KLAY STALL

6-10 • 245 • JR • Center • Chandler, Ariz. (Basha HS)

2018-19 SEASON (SO)

Did not compete after sustaining a knee injury during the summer.

2017-18 SEASON (RS-FR)

Appeared in 10 games during the year before missing the rest of the season with a back injury... Played in a season-high 15 minutes against Utah (12/9)... Recorded season highs of six points and six rebounds at Valparaiso (11/28)... Finished the year with 22 points and 29 rebounds... Shot 56.3 percent (9-of-16) from the floor and 44.4 percent (4-of-9) at the free throw line... Recorded a season-high two blocks in his USU debut against Montana State (11/13)... Finished the year with four blocks, two assists and one steal.

2016-17 SEASON (FR)

Spent his first season at USU as a redshirt.

HIGH SCHOOL

Four-year letterwinner at Basha High School in Chandler, Ariz... Missed the majority of his senior year because of an injury... Averaged 11.8 points, 11.4 rebounds and 1.9 blocks per game as a junior... Scored in double figures in 21 of 29 games and pulled down double-digit rebounds 18 times... Named honorable-mention all-Arizona Division I by the Arizona Republic as a junior... Recorded 20 points and 22 rebounds against Mesquite HS... Holds Basha HS records for rebounds in a season and in a career.

PERSONAL

One of two children of Keith and Trisha Stall... Majoring in exercise science.





VETERAN BIOS



STALL 2017-18 GAME-BY-GAME STATS - R-FR

Date	Opponent	MIN	FG	3FG	FT	O-D-T	PF	A	TO	B	S	TP
N10	at Weber State	DNP-C										
N13	Montana State	3	1-1	0-0	0-0	0-0-0	1	0	1	2	0	2
N15	Miss. Valley State	8	0-0	0-0	0-0	0-4-4	1	1	0	0	0	0
N18	at Gonzaga	6	1-1	0-0	0-0	0-2-2	2	0	1	0	0	2
N20	at Portland State	5	1-1	0-0	0-0	1-0-1	0	0	0	0	0	2
N24	vs Northeastern	5	0-0	0-0	0-0	0-2-2	2	0	0	0	0	0
N25	vs New Hampshire	12	1-4	0-0	0-0	1-2-3	0	1	1	0	1	2
N28	at Valparaiso	11	1-2	0-0	4-8	2-4-6	2	0	2	1	0	6
D02	BYU	10	0-1	0-0	0-0	0-3-3	4	0	0	1	0	0
D06	UC Irvine	11	2-2	0-0	0-0	1-2-3	0	0	0	0	0	4
D09	vs Utah	15	2-4	0-0	0-1	3-2-5	1	0	2	0	0	4
D16	Life Pacific	DNP-I										
D20	Youngstown State	DNP-I										
D27	San José State*	DNP-I										
D30	at San Diego State*	DNP-I										
J03	Fresno State*	DNP-I										
J06	at UNLV*	DNP-I										
J10	Colorado State*	DNP-I										
J12	at Nevada*	DNP-I										
J17	at Boise State*	DNP-I										
J20	Wyoming*	DNP-I										
J24	Air Force*	DNP-I										
J27	at Fresno State*	DNP-I										
J31	New Mexico*	DNP-I										
F07	at Wyoming*	DNP-I										
F10	Boise State*	DNP-I										
F14	at New Mexico*	DNP-I										
F17	Nevada*	DNP-I										
F24	at Air Force*	DNP-I										
F28	at San José State*	DNP-I										
M03	UNLV*	DNP-I										
M07	vs Colorado State#	DNP-I										
M08	vs Boise State#	DNP-I										
M09	vs New Mexico#	DNP-I										

^=Starter / *=MW game / # = MW Championships

QUICK FACTS

OUTLOOK

AGGIE BIOS

COACHES

OPPONENTS

SEASON REVIEW

RECORDS

UNIVERSITY

STALL'S CAREER STATISTICS

Year	GP-GS	Min	Avg	FG-FGA	Pct	3FG-FGA	Pct	FT-FTA	Pct	Off	Def	Tot	Avg	PF	FO	A	TO	Blk	Stl	Pts	Avg
2017-18 (R-Fr.)	10-0	86	8.6	9-16	.563	0-0	.000	4-9	.444	8	21	29	2.9	13	0	2	7	4	1	22	2.2
Total	10-0	86	8.6	9-16	.563	0-0	.000	4-9	.444	8	21	29	2.9	13	0	2	7	4	1	22	2.2



BEAN CAREER HIGHS

Points

- 14 vs New Mexico (3/14/19)

FG Made

- 5 (2) last San Diego St. (2/26/19)

FG Attempts

- 8 (2) last New Mexico (2/20/19)

3PT Made

- 1 Eastern Oregon (12/28/18)

3PT Attempts

- 2 San José State (1/30/19)

FT Made

- 8 vs New Mexico (3/14/19)

FT Attempts

- 10 vs New Mexico (3/14/19)

Rebounds

- 15 vs New Mexico (3/14/19)

Assists

- 3 (2) last vs Fresno State (3/15/19)

Steals

- 3 (2) last New Mexico (2/20/19)

Blocks

- 2 (2) last New Mexico (2/20/19)

Minutes

- 27 San Diego State (2/26/19)

JUSTIN BEAN

6-7 • 210 • SO • Forward • Moore, Okla. (Southmoore HS)

HONORS

Academic All-Mountain West (2019)... Mountain West Scholar Athlete (2019)... Whitesides Scholar-Athlete (2019).

2018-19 SEASON (RS-FR)

Appeared in 29 games during the year, averaging 12.1 minutes per contest... Scored in double figures four times, including a career-high 14 points against New Mexico in quarterfinals of the Mountain West Tournament (3/14)... Also logged his first career double-double against the Lobos after pulling down a career-high 15 rebounds... Recorded five or more rebounds 10 times during the season, totaling 109 rebounds on the year and averaging 3.8 per game (10th-most by a freshman in USU history)... Totaled 118 points during the year, averaging 4.1 points per game... Shot 51.2 percent (44-of-86) from the floor, 16.7 percent (1-of-6) from behind the 3-point line and 76.3 percent (29-of-38) at the free throw line... Was 5-of-6 from the free throw line with less than a minute on the clock... Totaled 22 assists on the year, including a career-high three helpers against Fresno State (3/15) and UNLV (2/2)... Recorded 19 steals, including a career-high three against New Mexico (2/20) and at San José State (1/16)... Logged eight blocks during the year, including a career-high two against New Mexico (2/20) and Air Force (1/5)... Named academic all-MW and a MW Scholar Athlete... Named a Joe E. & Elma Whitesides Scholar Athlete.

2017-18 SEASON (FR)

Spent his first season at Utah State as a redshirt.

HIGH SCHOOL

Prepped at Southmoore High School in Moore, Okla... Earned first-team all-conference honors as a junior when he was the third-leading scorer in the state of Oklahoma... Led Southmoore HS in both scoring and rebounding as a junior, averaging close to 22 points and 11 rebounds per game... Named to several all-tournament teams, including the Bartlesville all-tournament team and John Nobles all-tournament team... Averaged 16 points and nine rebounds per game as a senior, following ACL reconstruction six months before the season opener... Named all-conference and to the Oklahoma Basketball Coaches Association first team during his final year.

PERSONAL

One of five children of Gordon and Shauna Bean... Father, Gordon, played collegiate basketball at Idaho State, helping the Bengals to an NCAA Tournament appearance in 1987... Graduated among the top 10 percent of his class... Earned the Masonic Award for academics... Served a two-year LDS Church Mission in Reno, Nev. (2015-17)... Majoring in exercise science.



BEAN 2018-19 GAME-BY-GAME STATS - RS-FR

Date	Opponent	MIN	FG	3FG	FT	O-D-T	PF	A	TO	B	\$	TP
N06	at Montana State	9	1-2	0-0	3-4	4-4-8	3	0	0	0	0	5
N09	Hartford	4	1-2	0-0	0-0	1-0-1	1	0	0	0	0	2
N13	Mississippi Valley State	6	1-1	0-0	1-1	1-1-2	0	1	1	0	2	3
N16	Utah Valley	0+	0-0	0-0	0-0	0-0-0	0	0	0	0	0	0
N19	vs Saint Mary's	DNP-C										
N21	vs Arizona State	DNP-C										
N28	Northern Iowa	DNP-C										
D01	at UC Irvine	1	0-0	0-0	0-0	0-1-1	1	0	0	0	0	0
D05	at BYU	DNP-C										
D08	vs Weber State	DNP-C										
D15	Alabama State	3	0-1	0-0	0-0	2-1-3	0	1	0	0	0	0
D20	at Houston	DNP-C										
D28	Eastern Oregon	18	5-7	1-1	1-3	3-4-7	0	1	0	0	1	12
J02	at Nevada*	8	1-5	0-0	2-2	4-1-5	0	1	0	0	2	4
J05	Air Force*	15	1-2	0-0	0-0	1-6-7	0	1	1	2	0	2
J09	Fresno State*	15	1-2	0-0	0-0	1-3-4	1	0	1	1	0	2
J12	at Wyoming*	7	0-2	0-0	0-0	0-2-2	0	0	0	1	0	0
J16	at San José State*	14	0-1	0-0	4-4	1-2-3	2	2	0	0	3	4
J19	Colorado State*	4	1-1	0-0	0-0	0-0-0	1	0	0	0	0	2
J26	at New Mexico*	6	1-3	0-0	0-0	1-2-3	0	0	1	0	0	2
J30	San José State*	18	4-8	0-2	0-0	2-2-4	3	1	1	0	1	8
F02	UNLV*	9	2-2	0-0	2-4	0-2-2	4	3	0	0	0	6
F05	at Fresno State*	8	1-1	0-0	0-0	0-1-1	0	0	0	0	0	2
F09	at San Diego State*	13	0-1	0-0	0-0	0-4-4	3	0	0	0	1	0
F13	Wyoming*	1	0-0	0-0	0-0	0-0-0	0	0	0	0	0	0
F16	at Air Force*	5	0-0	0-0	0-0	0-1-1	1	0	0	0	0	0
F20	New Mexico*	21	4-8	0-0	0-0	3-2-5	3	1	0	2	3	8
F23	at Boise State*	11	0-0	0-0	0-0	0-3-3	1	0	1	0	0	0
F26	San Diego State*	27	5-7	0-0	0-0	5-3-8	0	2	0	1	1	10
M02	Nevada*	26	2-3	0-1	5-6	1-5-6	4	2	1	0	1	9
M05	at Colorado State*	18	4-4	0-0	2-2	1-1-2	2	0	0	0	0	10
M14	vs New Mexico#	22	3-7	0-0	8-10	3-12-15	1	2	5	1	1	14
M15	vs Fresno State#	25	3-7	0-1	1-2	3-2-5	3	3	1	0	1	7
M16	vs San Diego State#	17	0-4	0-1	0-0	2-0-2	3	0	2	0	2	0
M22	vs Washington%	20	3-5	0-0	0-0	2-3-5	1	1	2	0	0	6

^ = Starter / * = MW game / # = MW Championships / % = NCAA Tournament

QUICK FACTS

OUTLOOK

AGGIE BIOS

COACHES

OPPONENTS

SEASON REVIEW

RECORDS

UNIVERSITY

BEAN'S CAREER STATISTICS

	GP-GS	Min	Avg	FG-FGA	Pct	3FG-FGA	Pct	FT-FTA	Pct	Off	Def	Tot	Avg	PF	FO	A	TO	Blk	Stl	Pts	Avg
2018-19	29-0	351	12.1	44-86	.512	1-6	.167	29-38	.763	41	68	109	3.8	38	0	22	17	8	19	118	4.1
Total	29-0	351	12.1	44-86	.512	1-6	.167	29-38	.763	41	68	109	3.8	38	0	22	17	8	19	118	4.1

QUICK FACTS

OUTLOOK

AGGIE BIOS

COACHES

OPPONENTS

SEASON REVIEW

RECORDS

UNIVERSITY



MILLER CAREER HIGHS

- Points**
 - 3 (Mississippi Valley State, 11/15/17)
- FG Made**
 - 2 (Mississippi Valley State, 11/15/17)
- FG Attempts**
 - 5 (at Nevada, 1/13/18)
- 3PT Made**
 - 1 (2) (Last: vs New Hampshire, 11/25/17)
- 3PT Attempts**
 - 2 (3) (Last: at Nevada, 1/13/18)
- FT Made**
 - 2 (3) (at Wyoming, 2/7/18)
- FT Attempts**
 - 4 (at Wyoming, 2/7/18)
- Rebounds**
 - 4 (at Nevada, 1/13/18)
- Assists**
 - 3 (2) (Last: vs Portland St., 11/20/17)
- Steals**
 - 2 (vs Portland State, 11/20/17)
- Blocks**
 - 1 (Montana State, 11/13/17)
- Minutes**
 - 27 (vs New Hampshire, 11/25/17)

BROCK MILLER

6-5 • 200 • SO • Guard • Sandy, Utah (Brighton HS)

HONORS

Academic All-Mountain West (2017, 2018)... White-sides Scholar-Athlete (2017, 2018)

2018-19 SEASON (RS-FR)

Appeared and started in all 35 games during the season, averaging 26.1 minutes per game... The 35 games started ranks first by a freshman in USU history, while the 35 games played ranks second by a freshman in USU history... Appeared in 914 minutes, the fifth-most by a freshman in USU history... Totaled 284 points on the year, averaging 8.1 points per game... The 284 points are the ninth-most by a freshman in USU history... Scored in double figures in 13 games, including a season-high 26 points against Mississippi Valley State (11/13)... Shot 37.3 percent (107-of-287) from the floor, 36.4 percent (79-of-217) from behind the 3-point line and 89.3 percent (24-of-27) at the free throw line... The 95 made field goals are the 10th-most by a freshman in USU history... Set the USU freshman record with 198 3-point attempts, making 70, the second-most by a freshman in USU history... The 35.4 percent 3-point field goal percentage is sixth by a freshman in USU history... Totaled 62 rebounds on the year, averaging 1.8 per game... Recorded a career-high five rebounds against Washington (3/22) and against San Diego State (2/26)... Totaled 43 assists, including a career-high four at San José State (1/16)... Also logged 11 steals and three blocks during the year... Named academic all-MW and a MW Scholar Athlete... Named a Joe E. & Elma White-sides Scholar Athlete.

2017-18 SEASON (RS)

Appeared in each of the first five games before missing the rest of the year because of a foot injury... Played in a season-high 29 minutes at Portland State, scoring a season-high 15 points... Averaged 6.8 points per game... Shot 46.2 percent (12-of-26) from the

floor, 47.4 percent (9-of-19) from behind the 3-point line and 100.0 percent (1-of-1) at the free throw line... Pulled down a season-high four rebounds at Weber State (11/10) as part of seven total rebounds during the year... Recorded one assist against Montana State (11/13) and one steal against Mississippi Valley State (11/15).

HIGH SCHOOL

Prepped at Brighton High School in Sandy, Utah, where he led the Bengals to a runner-up finish in the Utah 5A State finals as a senior... Averaged 22.3 points, 3.9 rebounds, 2.1 assists and 0.9 steals per game as a senior, earning first-team all-state honors by the Deseret News... Averaged 18 points and six rebounds per game as a junior, despite missing half the year with injuries, as the Bengals advanced to the state semifinals... Scored 20 or more points in a game seven times during his junior year... Started for USA basketball and was one of the top scorers during the Albert Schweitzer games in the summer of 2014, serving as a team captain... Helped Brighton HS to a Region 1 championship during his sophomore year.

PERSONAL

Youngest of five children of Bret and Cathy Miller... Married in May, 2019, to his wife Bailey... Older brothers Corbin (Harvard) and Brandon (Dixie State) also played collegiate basketball... Father, Brett, played college basketball at BYU-Hawaii... Served a two-year LDS Church mission in Buenos Aires, Argentina from 2015-17... Has an autoimmune disease known as alopecia, which prevents the growth of hair on his body... Majoring in business administration.



MILLER 2018-19 GAME-BY-GAME STATS - RS-FR

Date	Opponent	MIN	FG	3FG	FT	O-D-T	PF	A	TO	B	S	TP
N06	at Montana State	^20	2-7	1-6	0-0	0-3-3	0	2	1	0	0	5
N09	Hartford	^28	1-4	1-2	0-0	0-1-1	1	3	0	0	1	3
N13	Mississippi Valley St.	^24	7-12	6-11	6-6	1-0-1	0	1	0	0	0	26
N16	Utah Valley	^25	2-7	1-4	0-0	0-2-2	4	1	1	1	1	5
N19	vs Saint Mary's	^27	3-5	2-3	0-0	0-1-1	1	1	1	0	0	8
N21	vs Arizona State	^30	4-12	2-8	0-0	0-1-1	1	1	1	0	1	10
N28	Northern Iowa	^23	1-8	0-5	0-0	0-4-4	2	0	0	0	0	2
D01	at UC Irvine	^15	0-2	0-1	0-0	0-0-0	0	0	0	0	0	0
D05	at BYU	^28	1-3	1-3	0-0	0-2-2	2	1	0	0	0	3
D08	vs Weber State	^20	3-5	1-3	2-2	0-3-3	2	1	0	0	0	9
D15	Alabama State	^21	2-8	1-7	0-0	0-0-0	2	2	0	0	0	5
D20	at Houston	^19	2-5	1-3	0-0	0-0-0	0	1	1	0	1	5
D28	Eastern Oregon	^24	3-8	2-7	1-2	0-2-2	2	0	1	0	0	9
J02	at Nevada*	^32	2-5	2-4	4-4	0-2-2	1	1	1	0	0	10
J05	Air Force*	^34	5-14	5-12	0-0	0-4-4	3	1	0	0	0	15
J09	Fresno State*	^31	4-8	3-6	0-0	0-2-2	3	1	0	0	0	11
J12	at Wyoming*	^35	1-6	1-4	0-0	2-1-3	1	2	1	0	0	3
J16	at San José State*	^27	5-12	3-10	0-0	0-0-0	3	4	0	0	1	13
J19	Colorado State*	^27	6-11	6-9	0-0	1-0-1	3	1	2	0	0	18
J26	at New Mexico*	^35	5-6	4-5	2-2	1-0-1	1	2	1	0	0	16
J30	San José State*	^27	4-15	3-14	3-3	2-1-3	2	2	2	1	0	14
F02	UNLV*	^23	2-7	2-5	0-0	0-1-1	2	1	0	0	0	6
F05	at Fresno State*	^34	6-9	5-7	0-0	0-0-0	1	2	0	0	1	17
F09	at San Diego State*	^23	1-6	1-5	0-0	1-3-4	2	1	1	0	0	3
F13	Wyoming*	^22	1-4	0-3	0-0	0-1-1	0	1	0	0	0	2
F16	at Air Force*	^32	3-13	3-12	0-0	0-1-1	2	1	1	0	0	9
F20	New Mexico*	^24	1-11	1-9	0-0	0-1-1	1	1	0	0	1	3
F23	at Boise State*	^39	4-8	1-3	2-2	3-2-5	2	1	0	0	0	11
F26	San Diego State*	^17	0-4	0-0	0-2	0-2-2	1	0	0	1	1	0
M02	Nevada*	^24	1-4	1-4	2-2	0-0-0	0	1	1	0	0	5
M05	at Colorado State*	^18	1-2	1-2	0-0	0-2-2	1	1	0	0	0	3
M14	vs New Mexico#	^22	2-5	2-5	0-0	1-0-1	1	0	3	0	1	6
M15	vs Fresno State#	^33	4-8	2-6	0-0	0-0-0	0	2	0	0	1	10
M16	vs San Diego State#	^24	2-6	2-4	0-0	1-2-3	2	1	1	0	1	6
M22	vs Washington%	^27	4-11	3-6	2-2	1-4-5	3	1	3	0	0	13

^ = Starter / * = MW game / # = MW Championships / % = NCAA Tournament


MILLER 2017-18 GAME-BY-GAME STATS - FR

Date	Opponent	MIN	FG	3FG	FT	O-D-T	PF	A	TO	B	S	TP
N10	at Weber State	15	2-4	1-1	0-0	1-3-4	2	0	2	0	0	5
N13	Montana State	12	2-3	1-2	0-0	1-0-1	3	1	1	0	0	5
N15	Miss. Valley State	15	1-7	1-7	0-0	0-1-1	1	0	0	0	1	3
N18	at Gonzaga	12	2-3	2-2	0-0	0-0-0	2	0	0	0	0	6
N20	vs Portland State	29	5-9	4-7	1-1	0-1-1	4	0	3	0	0	15
N24	vs Northeastern	DNP-I										
N25	vs New Hampshire	DNP-I										
N28	at Valparaiso	DNP-I										
D02	BYU	DNP-I										
D06	UC Irvine	DNP-I										
D09	vs Utah	DNP-I										
D16	Life Pacific	DNP-I										
D20	Youngstown State	DNP-I										
D27	San José State*	DNP-I										
D30	at San Diego State*	DNP-I										
J03	Fresno State*	DNP-I										
J06	at UNLV*	DNP-I										
J10	Colorado State*	DNP-I										
J13	at Nevada*	DNP-I										
J17	at Boise State*	DNP-I										
J20	Wyoming*	DNP-I										
J24	Air Force*	DNP-I										
J27	at Fresno State*	DNP-I										
J31	New Mexico*	DNP-I										
F07	at Wyoming*	DNP-I										
F10	Boise State*	DNP-I										
F14	at New Mexico*	DNP-I										
F17	Nevada*	DNP-I										
F24	at Air Force*	DNP-I										
F28	at San José State*	DNP-I										
M03	UNLV*	DNP-I										
M07	vs Colorado State#	DNP-I										
M08	vs Boise State#	DNP-I										
M09	vs New Mexico#	DNP-I										

^ = Starter / * = MW game / # = MW Championships

MILLER'S CAREER STATISTICS

Year	GP-GS	Min	Avg	FG-FGA	Pct	3FG-FGA	Pct	FT-FTA	Pct	Off	Def	Tot	Avg	PF	FO	A	TO	Blk	Stl	Pts	Avg
2017-18	5-0	83	16.6	12-26	.462	9-19	.474	1-1	1.000	2	5	7	1.4	12	0	1	6	0	1	34	6.8
2018-19	35-35	914	26.1	95-261	.364	70-198	.354	24-27	.889	14	48	62	1.8	52	0	42	23	3	11	284	8.1
Total	40-35	997	24.9	107-287	.373	79-217	.364	25-28	.893	16	53	69	1.7	64	0	43	29	3	12	318	8.0



NEEMIAS QUETA

7-0 • 245 • SO • Center • Barreiro, Portugal (Benfica SL B)

RECORDS:

Single-season blocks (84, 1st)... single-game blocks (6, 3rd).

2018-19 SEASON (FR)

Mountain West Freshman of the Year... Mountain West Defensive Player of the Year... Named second-team all-Mountain West and a member of the Mountain West all-Tournament team... Also named second-team all-district 17 by the NABC and all-district VIII by the USBWA... Appeared and started in all 35 games during the year, marking the most starts and the second-most appearances by a freshman in USU history... Set the single-season school record in blocks with 84... Averaged a school-record and Mountain West-leading 2.4 blocks per game... Recorded multiple blocks in 22 games during the year... Tallied a season-high six blocks in two games, including against Fresno State (1/9) and against New Mexico (3/14) in the quarterfinals of the Mountain West Tournament... The six blocks against the Lobos marked a MW Tournament record for a freshman and the third-most in a MW Tournament game in league history... The six blocks also marked a MW freshman record and the third-most by an Aggie in school history... Recorded a block in 29 straight games to open the year, marking the longest streak in Utah State history... Pulled down a team-high and USU freshman-record 312 rebounds, marking the most by an Aggie since the 1976-77 season... Recorded five or more rebounds in a game in all but two games during the year and 10 or more rebounds in 13 games, including a season-high 19 boards at UC Irvine (12/1)... Led the team with 10 double-doubles during the year... Totaled 414 points, the fourth-most by a freshman in USU history, averaging 11.8 points per game, the fifth-most by a freshman in USU history... Scored in double figures in 24 games during the year, including a pair of games with 20 or more points... Scored a season-high 24 points against Saint Mary's (11/19)... Shot 61.4 percent (167-of-272) from the floor, the eighth-best percentage in a single season and the second-best percentage by a freshman in USU history... Shot 40.0 percent (2-of-5) from behind

the 3-point line and 56.5 percent (78-of-138) at the free throw line... Totaled 57 assists on the year, tied for the ninth-most by a freshman in USU history, including a season-high six at Fresno State (2/5)... Recorded 23 steals, including a season-high three at BYU (12/5)... Also appears in the freshman records in rebounds per game (8.9, 2nd), free throws attempted (138, 2nd), minutes (949, 3rd), field goals made (167, 3rd), field goals attempted (272, 5th), free throws made (78, 5th) and minutes per game (27.1, 6th).

BEFORE UTAH STATE

Member of the U20 Portuguese National team at the 2019 FIBA European Championships - Division B, where he helped the team to a tournament title... Earned all-star five honors after grading out as the most efficient player in the tournament... Finished among the top-20 in scoring with 14.3 points per game (16th) and rebounding with 11.0 per game (3rd), and was one of only three players to average a double-double... Finished second in the tournament with 2.0 blocks per game, including a tournament-best four in Portugal's opening round game against North Macedonia... Member of the U20 Portuguese National team at the European Championships in 2018, averaging 14.3 points per game to finish second on the team... Led Portugal with 10.3 rebounds per game... Led the entire tournament field with 2.9 blocks per game... Recorded a pair of double-doubles during the tournament, including a near triple-double against the Netherlands, scoring 20 points, pulling down 14 rebounds and blocking nine shots... Led all players on the floor in the tournament finale for Portugal with 27 points and 13 rebounds... Finished third on the team with 10.2 points per game during the U18 Championships... Led Portugal with 8.6 rebounds and 1.2 blocks per game... Played club basketball with Benfica SL B during the 2017-18 season.

PERSONAL

Son of Mica and Dyaneuba Queta... Undecided on a major.



QUETA 2018-19 GAME-BY-GAME STATS - FR

Date	Opponent	MIN	FG	3FG	FT	O-D-T	PF	A	TO	B	S	TP
N06	at Montana State	^18	1-2	0-0	3-4	1-4-5	4	0	2	1	0	5
N09	Hartford	^16	4-7	0-0	1-2	3-6-9	4	1	1	1	0	9
N13	Mississippi Valley St.	^25	3-4	0-0	1-2	1-5-6	3	2	3	3	1	7
N16	Utah Valley	^23	1-5	0-0	1-2	4-4-8	3	2	0	4	1	3
N19	vs Saint Mary's	^29	9-13	0-0	6-6	3-6-9	3	2	3	5	0	24
N21	vs Arizona State	^21	2-3	0-0	1-2	4-5-9	5	1	5	1	0	5
N28	Northern Iowa	^16	2-4	0-0	1-3	0-5-5	4	0	2	2	1	5
D01	at UC Irvine	^25	5-7	1-1	0-1	7-12-19	3	3	3	1	0	11
D05	at BYU	^30	7-10	0-1	2-3	5-3-8	2	0	3	2	3	16
D08	vs Weber State	^26	5-10	0-0	3-7	3-5-8	5	3	1	3	1	13
D15	Alabama State	^23	5-5	0-0	5-7	1-6-7	3	0	4	4	2	15
D20	at Houston	^17	0-1	0-1	0-0	0-2-2	2	1	2	1	0	0
D28	Eastern Oregon	^27	6-8	0-0	1-2	1-6-7	1	1	2	1	1	13
J02	at Nevada*	^29	4-8	0-0	0-2	2-8-10	4	0	2	5	1	8
J05	Air Force*	^21	5-5	0-0	3-5	4-6-10	2	3	3	1	0	13
J09	Fresno State*	^33	6-6	0-0	4-7	2-7-9	1	1	0	6	0	16
J12	at Wyoming*	^26	6-7	0-0	2-5	1-4-5	1	0	0	2	0	14
J16	at San José State*	^31	5-9	0-0	4-4	0-9-9	2	0	2	1	1	14
J19	Colorado State*	^36	8-11	0-1	2-4	1-10-11	4	2	4	3	2	18
J26	at New Mexico*	^29	4-9	0-0	0-0	1-11-12	4	2	6	3	0	8
J30	San José State*	^26	5-11	0-0	1-1	2-9-11	1	2	1	3	1	11
F02	UNLV*	^26	3-11	0-0	4-9	5-11-16	1	1	3	3	0	10
F05	at Fresno State*	^32	8-9	1-1	1-3	5-10-15	3	6	0	4	0	18
F09	at San Diego State*	^34	3-9	0-0	0-2	1-9-10	3	3	3	3	1	6
F13	Wyoming*	^32	5-7	0-0	4-7	1-9-10	3	4	3	2	1	14
F16	at Air Force*	^25	6-8	0-0	5-6	4-2-6	3	0	2	1	0	17
F20	New Mexico*	^34	10-12	0-0	3-6	5-5-10	2	4	2	3	1	23
F23	at Boise State*	^36	5-7	0-0	0-3	0-8-8	2	2	3	1	1	10
F26	San Diego State*	^16	4-5	0-0	1-1	1-2-3	4	2	1	2	0	9
M02	Nevada*	^23	6-12	0-0	1-3	2-9-11	5	1	2	0	1	13
M05	at Colorado State*	^36	6-9	0-0	0-3	5-3-8	5	1	4	1	1	12
M14	vs New Mexico#	^35	5-9	0-0	6-11	1-5-6	4	2	2	6	1	16
M15	vs Fresno State#	^26	3-7	0-0	4-6	3-10-13	4	4	1	1	0	10
M16	vs San Diego State#	^32	6-10	0-0	5-5	2-6-8	4	1	3	2	0	17
M22	vs Washington%	^35	4-12	0-0	3-4	5-4-9	4	0	3	2	1	11

^ = Starter / * = MW game / # = MW Championships / % = NCAA Tournament

QUETA'S CAREER STATISTICS

	GP-GS	Min	Avg	FG-FGA	Pct	3FG-FGA	Pct	FT-FTA	Pct	Off	Def	Tot	Avg	PF	FO	A	TO	Blk	Stl	Pts	Avg
2018-19	35-35	949	27.1	167-272	.614	2-5	.400	78-138	.565	86	226	312	8.9	108	4	57	81	84	23	414	11.8
Total	35-35	949	27.1	167-272	.614	2-5	.400	78-138	.565	86	226	312	8.9	108	4	57	81	84	23	414	11.8

QUICK FACTS

OUTLOOK

AGGIE BIOS

COACHES

OPPONENTS

SEASON REVIEW

RECORDS

UNIVERSITY

QUICK FACTS

OUTLOOK

AGGIE BIOS

COACHES

OPPONENTS

SEASON REVIEW

RECORDS

UNIVERSITY



ROCHE GROOTFAAM

6-7 • 265 • SR • Forward • Paramaribo, Suriname (Covenant Christian Acad./College of Southern Idaho)

HONORS

Whitesides Scholar-Athlete (2019)

2018-19 SEASON (JR)

Spent his first season at Utah State as a redshirt... Named a Joe E. & Elma Whitesides Scholar Athlete.

JUNIOR COLLEGE

Played two years at the College of Southern Idaho and is anticipated to redshirt after suffering a knee injury in his final game with the Golden Eagles... Appeared and started in 33 games for CSI as a sophomore, serving as the team captain... Averaged 7.6 points per game as a sophomore, scoring in double figures nine times, including a season-high 18 points against Casper College... Shot 57.0 percent (90-of-158) from the floor and 72.9 percent (70-of-96) at the free throw line... Averaged 4.3 rebounds per game, pulling down a season-high 13 as part of a double-double effort of 16 points against USU Eastern... CSI finished its season 31-6 overall and advanced to the NJCAA Championship game, falling to South Plains College 98-95... Appeared in 26 games for

CSI as a freshman, averaging 4.1 points and 3.5 rebounds per game and starting in each of the final 14 contests of the year... Scored in double figures two times during the season, recording season highs of 11 points against Hillcrest Prep and Snow College... Shot a team-best 63.5 percent (47-of-74) from the floor... Recorded season highs of seven rebounds (three times), three steals, and three blocks (two times)... Helped the Golden Eagles to a Region 18 Championships and a berth in the NJCAA National Tournament.

HIGH SCHOOL

Four-year letterwinner at Covenant Christian Academy in Marietta, Ga... Named the team captain during his senior year... Led the team in charges taken and was second on the team in blocked shots... Honor Roll student.

PERSONAL

One of four children of Joyce Grootfaam and Regilo Wilson... Majoring in exercise science.



TREVIN DORIUS

7-0 • 240 • RS-FR • Center • Heber City, Utah (Wasatch HS)

HONORS

Whitesides Scholar-Athlete (2017)

2016-17 SEASON (FR)

Spent his first season at USU as a redshirt... Joe E. & Elma Whitesides Scholar Athlete recipient.

HIGH SCHOOL

Two-year letterwinner in basketball at Wasatch High School in Heber, Utah... Named all-region as a senior when he averaged close to 10 points and eight rebounds per game... Played AAU with UBC for two years.

PERSONAL

One of five children of Jeff and Jen Dorius... Father played basketball at Snow College... Mother was a swimmer at BYU... Served a two-year LDS Church Mission in Scottsdale, Ariz. (2017-2019)... Majoring in business management.



ALPHONSO ANDERSON

6-6 • 220 • JR • Forward • Tacoma, Wash. (Garfield HS/North Idaho College)

BEFORE UTAH STATE

Played one year at North Idaho College, leading the Cardinals to a 31-2 mark and a Northwest Athletic Conference Championship... Finished third on the team with 15.6 points per game, scoring in double figures 22 times, including 12 games with 20 or more points and three games with 30 or more... Shot 48.7 percent (184-of-378) from the floor, 35.7 percent (30-of-84) from behind the 3-point line and 71.9 percent (87-of-121) at the free throw line... Scored a season-high 33 points at Wenatchee Valley, adding a season-high 24 rebounds... Logged a total of eight double-doubles during the year... Led NIC with 9.0 rebounds per game, pulling down double-digit boards in eight games... Was especially active on the offensive glass, tallying multiple offensive rebounds in 21 games... Also averaged 1.1 assists, 1.1 steals and 0.9 blocks per game... Named first-team all-NWAC... NIC led all teams in the NWAC in scoring, averaging 114 points per game.

HIGH SCHOOL

Prepped at Garfield High School in Seattle, Wash., leading the team to a state championship as a junior... Logged 17 points and 14 rebounds in the championship game... Averaged 16.6 points, 10.3 rebounds, 1.6 assists and 1.1 steals per game as a junior, shooting 52 percent from the floor and 37 percent from behind the 3-point line... Led GHS to a third-place finish at state as a senior, averaging 13 points and 6.7 rebounds per game.

PERSONAL

Son of Christina Tate and Rodney Anderson... Majoring in communication with a minor in business management.



MARCO ANTHONY

6-5 • 225 • JR • Guard • San Antonio, Texas (Holmes HS/Virginia)

BEFORE UTAH STATE

Played two years at Virginia, appearing in 35 games for the Cavaliers... Recorded career highs of 10 points, four rebounds, four assists and two steals... Helped Virginia capture the 2019 NCAA National Championship.

HIGH SCHOOL

Four-year letterwinner at Holmes High School in San Antonio, Texas... Averaged double figures in scoring all four years... Averaged 25.5 points, 10.2 rebounds and 3.7 assists per game as a senior... Named first-team all-conference after averaging 20.0 points,

7.4 rebounds and 2.9 assists per game as a junior... Named first-team all-conference after averaging 19.3 points, 7.2 rebounds and 2.4 assists per game as a sophomore... Averaged 10.2 points per game as a freshman.

PERSONAL

One of three children of Charles and Monica Gantt.



CARSON BISCHOFF

6-4 • 210 • JR • Guard • Ogden, Utah (Weber HS/Treasure Valley Community College)

BEFORE UTAH STATE

Played one year at Treasure Valley Community College, finishing second on the team with 19.7 points per game... Scored in double figures in all but two contests during the year... Logged 13 games with 20 or more points and three games with 30 or more, including a season-high 34 points against Mt. Hood Community College... Shot 43.0 percent (135-of-314) from the floor, 39.1 percent (75-of-192) from behind the 3-point line and 81.0 percent (68-of-84) at the free throw line... Led TVCC on the glass, averaging 6.6 rebounds per game... Pulled down five or more rebounds in 13 games... Logged a season-high 12 rebounds during the year as part of five double-doubles... Also averaged 2.6 assists and 1.6 steals per game... Played his freshman year at USU Eastern, ap-

pearing in 13 games, averaging 6.8 points and 3.2 rebounds per contest.

HIGH SCHOOL

Prepped at Weber High School, earning first-team all region honors as a senior... Averaged 15.7 points and 6.5 rebounds per game as a senior, helping the Warriors to a state tournament appearance... Also helped WHS to a Region 1 title as a sophomore.

PERSONAL

One of four children of Casey and Amy Bischoff... Served a two-year LDS Church mission in St. Louis, Mo... Majoring in business management.

QUICK FACTS

OUTLOOK

AGGIE BIOS

COACHES

OPPONENTS

SEASON REVIEW

RECORDS

UNIVERSITY



KUBA KARWOWSKI

7-2 • 220 • JR • Center • Warsaw, Poland (North Platte Community College)

BEFORE UTAH STATE

Played two years at North Platte Community College, appearing in 55 games for the Knights and starting in 42... Led NPCC to a 24-5 record as a sophomore, averaging a near double-double of 9.7 points and 8.9 rebounds per game... Scored in double figures in 15 games, including a career-high 21 points against Eastern Wyoming... Recorded seven double-doubles during the year, pulling down double-digit rebounds in 12 games... Led the Knights with 66 blocks... Finished third in the NJCAA in shooting percentage, converting 70.6 percent (108-of-153) from the floor...

Named first-team all-Region IX as a sophomore... Logged six double-doubles as a freshman, recording both a season-high 20 points and 13 rebounds against Northwest Kansas Tech... Led the Knights with 53 blocks, recording multiple rejections in 14 games.

PERSONAL

One of two children of Leszek Karwowski and Magdalena Karwowska... Majoring in sociology and criminal justice.



SEAN BAIRSTOW

6-8 • 190 • FR • Guard • Brisbane, Australia (Churchie)

BEFORE UTAH STATE

Prepped at Churchie High School in Brisbane, Australia, where he averaged 22 points and 10 rebounds per game... Member of the U19 Australian National Team and a two-year member of the U20 Queensland team.

PERSONAL

Son of Ian and Penny Bairstow... Older sister, Stephanie, played at Utah State during the 2012-13 and 2013-14 seasons... Older brother, Cam, was an all-conference performer at New Mexico from 2011-14, and was drafted by a Chicago Bulls in 2014... Majoring in exercise science.



LIAM McCHESNEY

6-11 • 240 • FR • Center • Barreiro, Portugal (Benfica SL B)

HIGH SCHOOL

Prepped at Charles Hays Secondary School, leading the team to the 2019 Provincial Championship... Averaged 35 points and eight assists as a senior, earning MVP honors of the provincial championships... Averaged 30 points, 14 rebounds and five assists per game as a junior... Member of the U17 Canadian National Team as a junior and a member of the pool for the U17 Canadian National Team as a sophomore.

PERSONAL

Son of Rick and Jacquie McChesney... Majoring in business.



COACHES



CRAIG SMITH

Head Coach • 179-91 (Eight Seasons) • Second Season • North Dakota (1996)

Opponent Craig Smith was named the 19th head coach of Utah State men's basketball on March 26, 2018.

In all, Smith has 23 years of collegiate coaching experience, including eight years as a head coach, and has been to post-season play 11 times during his career, while winning four regular season and three postseason conference championships. As a head coach, Smith has been named conference Coach of the Year four times (2006, 2007, 2017, 2019) in addition to receiving the NAIA II National Coach of the Year Award in 2007, the National Association of Basketball Coaches (NABC) District 12 Coach of the Year Award in 2017, and NABC District 17 Coach of the Year and USBWA District VIII Coach of the Year in 2019.

In his first year at the helm at Utah State, Smith led the Aggies to a 28-7 record, the most wins by a first-year head coach and the third-most wins overall in school history. USU advanced the NCAA Tournament, earning a No. 8 seed, the highest in program history, and logged school records of 2,753 points and 147 blocks.

Smith came to Utah State after spending the past four years as the head coach at the University of South Dakota, where he led the Coyotes to a 79-55 (.590) record, including a 38-26 (.594) mark in the Summit League. In his last two seasons at USD, he led the program to back-to-back postseason appearances (NIT, CBI) and a conference championship (2017), as the Coyotes produced a 48-21 (.696) record, including a 23-7 (.767) mark in league play.

During the 2017-18 season at South Dakota, Smith led the Coyotes to a 26-9 record, which is the second-most wins in school history, and its best record in their 10 years at the Division I level. USD also finished second in its conference during the 2017-18 campaign with an 11-3 mark and advanced to the championship game of the Summit League Tournament, followed by an appearance in the College Basketball Invitational, which was its second-straight postseason appearance. In all, USD did not lose back-to-back games once during the 2017-18 regular season.

Statistically, South Dakota led the Summit League and ranked 12th in the nation in scoring margin (+12.2 points per game) during the 2017-18 season, while also ranking first in the conference and 32nd nationally in field goal percentage defense (.409), and first in the conference and 36th in the nation in field goal percentage offense (.476). USD also ranked third in the Summit League and 35th in the nation in scoring offense (80.9 points per game) during the 2017-18 campaign, second in the conference and 30th in the nation in turnovers (11.1 per game), and second in the league and 20th nationally in turnover margin (+3.2 per game). The Coyotes also led the league and ranked 65th nationally in 3-point field goal percentage defense (.329) last season and were first in the conference in scoring defense (68.7 points per game), while also ranking second in the conference in both free throws made (555) and attempted (740).

ABOUT COACH SMITH

Personal:

- Hometown - Stephen, Minn.
- Wife - Darcy
- Children - Landon, Brady, Carson, Lauren

Educational Background

- College - North Dakota, 1996 (Secondary Education)
- Northern State, 1998 (Master's Degree - Teaching & Learning)

Coaching Experience

- Asst. Coach - Mayville State (1997)
- Grad. Asst. - Northern State (1998)
- Asst. Coach - Minot State (1999-2001)
- Asst. Coach - North Dakota State (2002-04)
- Head Coach - Mayville State (2005-07)
- Asst. Coach - Colorado State (2008-12)
- Asst. Coach - Nebraska (2013-14)
- Head Coach - South Dakota (2015-18)
- Head Coach - Utah State (2019-pres.)

Smith's Coaching Record

2004-05	Mayville State	17-14
	NAIA D-II First Round	
2005-06	Mayville State	28-6
	NAIA D-II Quarterfinals	
2006-07	Mayville State	27-9
	NAIA D-II Runner-Up	
2014-15	South Dakota	17-16
2015-16	South Dakota	14-18
2016-17	South Dakota	22-12
	NIT First Round	
2017-18	South Dakota	26-9
	CBI First Round	
2018-19	Utah State	28-7
	NCAA First Round	

Eight Seasons 179-91



Following the 2016-17 season, Smith was named the Summit League and NABC District 12 Coach of the Year as he led South Dakota to a 22-12 record, including a 12-4 mark in league play, to win its second-ever Division I conference championship. The Coyotes concluded the season by playing in the National Invitation Tournament.

During his four years as the head coach at South Dakota, Smith coached nine players who earned a total of 11 Summit League honors, including Matt Mooney, who was a two-time first-team all-league honoree and a two-time NABC All-District 12 team member.

Prior to being the head coach at South Dakota, Smith spent two seasons as an assistant at Nebraska (2013-14) and five seasons as an assistant at Colorado State (2008-12), helping the Cornhuskers to the 2014 NCAA Tournament and the Rams to the 2012 NCAA Tournament. While at CSU, Smith also helped the Rams advance to the 2010 CBI Tournament and the 2011 NIT.

Smith's other head coaching stint was at Mayville State University in North Dakota, where he compiled a 72-29 record in three seasons and three-straight NAIA II National Tournament appearances from 2005-07. The Comets were 1-25 the season before Smith's arrival and competed in the NAIA National Championship game in their third season under Smith.

After winning 17 games in his first season at Mayville State, the Comets set a school record for victories with 28 during the 2005-06 campaign, while winning the Dakota Athletic Conference (DAC) regular season and tournament championships. Mayville State advanced to the national quarterfinals before falling to the eventual national champions.

In 2007, Smith was named the NAIA II National Coach of the Year when the Comets defended their regular season and tournament titles and advanced to the National Championship game. It marked the first time any men's basketball team from North Dakota had ever played for a national title. Smith also earned DAC Coach of the Year honors in both 2006 and 2007.

Smith began his coaching career as an assistant at Mayville State during the 1996-97 season as he helped the Comets advance to the NAIA II Tournament. He then spent the 1997-98 season as a graduate assistant at Northern State in South Dakota, helping the Wolves to the Elite Eight of the NCAA Division II Tournament. He then spent three seasons as an assistant at Minot State in North Dakota, followed by three more seasons as an assistant at North Dakota State, where he began his affiliation with current Nebraska head coach Tim Miles. Following his three years as head coach at Mayville State, Smith worked under Miles at both Colorado State and Nebraska before becoming the head coach at South Dakota.

Smith is a Stephen, Minn., native and a 1996 graduate of the University of North Dakota, where he earned his bachelor's degree in secondary education. He then earned his master's degree in teaching and learning from Northern State, where he served as a graduate assistant for the 1997-98 season. The Wolves reached their first-ever Elite Eight that season.

Smith and his wife, Darcy, have three sons: Landon, Brady and Carson, along with a daughter, Lauren.



COACH SMITH VS THE NATION

Air Force	2-0	Nebraska	0-1
Alabama State	1-0	Nevada	1-1
Arizona State	0-1	New Mexico	3-0
Avila	1-0	North Dakota State	4-4
Boise State	1-0	North Texas	0-1
Bowling Green	2-0	Northern Arizona	1-0
BYU	0-1	Northern Colorado	0-1
Colorado State	2-0	Northern Illinois	0-1
Creighton	0-1	Northern Iowa	1-0
CSU Bakersfield	1-1	Northland College	1-0
CSU Northridge	2-0	Omaha	5-4
Denver	5-4	Oral Roberts	6-2
Doane	1-0	Peru State	1-0
Drake	2-0	Portland	0-1
Duke	0-1	Presentation	1-0
Eastern Oregon	1-0	Sacramento State	2-0
Eastern Washington	2-0	Saint Mary's	1-0
Fairfield	0-1	Sam Houston State	0-1
Florida Gulf Coast	1-0	San Diego State	2-1
Fort Wayne	6-4	San José State	3-0
Fresno State	2-1	South Dakota Mines	1-0
Grambling State	1-0	South Dakota State	3-8
Gonzaga	0-1	Southern Mississippi	1-0
Hartford	1-0	Stanford	0-1
Hofstra	0-1	TCU	0-1
Houston	0-2	UCLA	0-1
Illinois	0-1	UC Irvine	1-0
Iowa	0-1	UNLV	1-2
IUPUI	4-2	Utah Valley	1-1
Kansas City	2-1	Washington	0-1
Kansas State	0-1	Wayne State (Neb.)	1-0
Kent State	1-0	Weber State	1-0
Mayville State	1-0	Western Illinois	8-1
Milwaukee	2-0	Wofford	0-1
Minnesota	1-0	Wyoming	2-0
Mississippi Valley St.	1-0	Youngstown State	1-1
Montana	2-0	York College	1-0
Montana State	4-0	Wright State	0-1
Mount Marty	1-0	Overall	179-91



AUSTIN HANSEN

Assistant Coach • Second Season • South Dakota State (2003)

Austin Hansen is in his second year as an assistant coach with Utah State men's basketball, joining the staff following four years under head coach Craig Smith at South Dakota.

While at South Dakota, the Coyotes enjoyed unprecedented success at the Division I level with back-to-back 20-win seasons, a regular season Summit League Championship and the school's first ever appearance in the Summit League Tournament Championship game. Overall, USD was 79-55 (.590) over the past four seasons, including 38-26 (.594) in conference play. In the past two seasons alone, South Dakota was 48-21 (.696) and 23-7 (.767) in league play, while advancing to a pair of postseason appearances in the NIT and CBI.

Hansen was responsible for the perimeter players at USD, guiding his athletes to several all-league honors and one of the most efficient offenses in the Summit League. Junior guard Matt Mooney was a two-time, first-team all-Summit League selection after leading the Coyotes in scoring in back-to-back seasons with 18.7 points per game as a junior and 18.6 points as a sophomore. Overall, USD led the Summit League in field goal percentage, shooting 47.6 percent (1,017-of-2,136) from the floor last season.

South Dakota was one of the best in ball security under Hansen's watch, finishing second each of the past two seasons in turnovers per game. USD was also one of the top programs in the Summit League in creating turnovers, finishing second and third in steals per game, while finishing second and first in turnover margin. Mooney was another big part of the Coyotes' success defensively, finishing second in the Summit League with 2.3 steals per game last season.

Prior to USD, Hansen was an assistant coach at Northern Colorado for a season, where he helped the Bears to an appearance in the CollegeInsider.com Postseason Tournament and an 18-14 overall mark.

Hansen joined UNC following five years as an assistant coach at his alma mater, South Dakota State. Hansen helped the Jackrabbits to a pair of NCAA Tournament appearances in 2012 and 2013, along with two Summit League Tournament Championships and one regular season title. Hansen was also the lead recruiter of SDSU's Nate Wolters, the all-time leading scorer in South Dakota State history with 2,353 points and a 2013 NBA Draft pick.

Hansen began his coaching career at Minnesota State in Mankato, Minn., helping the Mavericks post an overall mark of 116-37, including four-consecutive NCAA Tournament appearances. Hansen coached 12 players to all-North Central Conference honors, including two MVP awards and placed five on the academic all-NCC teams.

As a player at South Dakota State, Hansen was a four-year letterwinner and a two-time team captain, while earning a pair of all-region and three all-NCC honors. Hansen led the Jackrabbits in scoring all four years and finished his playing career as the second-leading 3-point shooter and third-leading scorer in program history. During his junior year, Hansen led the Jackrabbits to a North Central Conference regular season and postseason championship.

Hansen, originally from Valley Springs, S.D., was named the South Dakota High School Mr. Basketball in 1998. He and his wife, Andrea, have three daughters: Hannah, Hadlee and Harper.

ABOUT COACH HANSEN

Personal:

- Hometown - Valley Springs, S.D.
- Wife - Andrea
- Children - Hannah, Hadlee, Harper

Educational Background

- College - South Dakota State, 2003 (Health, Physical Education & Recreation)


Coaching Experience

- Asst. Coach - Minnesota State (2004-08)
- Asst. Coach - South Dakota State (2009-13)
- Asst. Coach - Northern Colorado (2014)
- Asst. Coach - South Dakota (2015-18)
- Asst. Coach - Utah State (2019-pres.)

Playing Experience

- South Dakota St. (2000-03)





ERIC PETERSON

Assistant Coach • Second Season • Wisconsin - La Crosse (2006)

Eric Peterson is in his second year as an assistant coach with Utah State men's basketball, joining the staff following four years under head coach Craig Smith at South Dakota.

While at South Dakota, the Coyotes enjoyed unprecedented success at the Division I level with back-to-back 20-win seasons, a regular season Summit League Championship and the school's first-ever appearance in the Summit League Tournament Championship game. Overall, USD was 79-55 (.590) over the past four seasons, including a 38-26 (.594) mark in conference play. In the past two seasons alone, South Dakota was 48-21 (.696) and 23-7 (.767) in league play, while advancing to a pair of postseason appearances in the NIT and CBI.

Peterson directly worked with the post players at South Dakota, mentoring his charges to a first-team all-Summit League honor for Tyler Flack, and a pair of second-team all-Summit League accolades in Trey Burch-Manning and Tyler Hagedorn. Last season, Burch-Manning finished sixth in the Summit League in rebounds per game, averaging 6.8 per contest. Hagedorn finished second on the team with 13.0 points and 5.9 rebounds per contest, while leading the team with 28 blocks during the year. Burch-Manning was also named to the Summit League all-Newcomer Team in 2016-17 after finishing fourth in the Summit League with 7.8 rebounds per contest during league play in his first year in Vermillion. That same season, Flack finished second on the team with 15.2 points per game and led the Coyotes with 6.8 rebounds per game and totaled 41 blocks.

Over the past two seasons in the Summit League, South Dakota finished third (37.69 rpg) and second (37.38 rpg), respectively, in total rebounds per game, and ranked third both seasons in offensive rebounds per game with 10.26 offensive rebounds per game in 2017-18 and 10.44 offensive rebounds per game in 2016-17.

In addition to working with the posts, Peterson was also in charge of scheduling for the Coyotes and didn't shy away from tough competition. In 2017-18, South Dakota played at Duke, and took both UCLA and TCU to the wire in road contests in Los Angeles, Calif., and Fort Worth, Texas. The 2016-17 schedule included road games at Nebraska and Gonzaga, while the 2015-16 schedule included a victory at Minnesota, 85-81, in double overtime, snapping the Golden Gophers' 47-game non-conference home winning streak.

Prior to USD, Peterson was the head men's basketball coach and Director of Athletics at Williston State College, a junior college in Williston, N.D. During his tenure, the Tetons compiled an overall mark of 52-15 and captured the 2014 Mon-Dak Conference Championship and the 2013 Region XIII Championship. In his final season at WSC, the Tetons won 27 games, had their best winning percentage in program history and earned the program's first-ever top-25 ranking. The performance led to Mon-Dak Coach of the Year honors and a pair of NJCAA All-American honors for Marquel Curtis and Trey Dickerson. As the AD, Williston State added hockey and softball during his watch, along with various renovation projects of the WSC facilities.

Peterson was also an assistant coach at Williston State from 2005-09, coaching three All-Americans before departing for two years while serving as an assistant coach at Minnesota State Moorhead.

While at Minnesota State Moorhead, Peterson helped the Dragons to their first winning season in 10 years. The following year, Moorhead opened with 11-straight victories, was ranked as high as No. 16 in the national polls and qualified for the NCAA Tournament. Individually, the Dragons generated a pair of Division II All-Americans in Jordan Riewer and Alex Novak.

Peterson cut his coaching teeth at La Crescent High School in La Crescent, Minn., before coaching the Wisconsin Play-ground Warriors, regarded as one of the top AAU programs in Milwaukee, Wis.

Peterson is originally from West Salem, Wis., and graduated from UW-La Crosse with a bachelor's degree in physical education. He also holds a master's degree in interdisciplinary studies with a concentration in sports management and education from South Dakota.

Peterson and his wife, Lindsey, have a daughter, Flynn, and three sons, Isaiah, Briggs and Bowen.

ABOUT COACH PETERSON

Personal:

- Hometown - West Salem, Wis.
- Wife - Lindsey
- Children - Flynn, Isaiah, Briggs, Bowen

Educational Background

- College - Wisconsin-La Crosse, 2006 (Physical Education)

Coaching Experience

- Asst. Coach - Williston St. (2006-09)
- Asst. Coach - Minn. St. - Moorhead (2011-12)
- Asst. Coach - Williston St. (2012)
- Head Coach/AD - Williston St. (2013-14)
- Asst. Coach - S. Dakota (2015-18)
- Asst. Coach - Utah St. (2019-pres.)



QUICK FACTS

OUTLOOK

AGGIE BIOS

COACHES

OPONENTS

SEASON REVIEW

RECORDS

UNIVERSITY



DAVID RAGLAND

Assistant Coach • Second Season • Southern Indiana (2003)

David Ragland is entering his second season on the staff at Utah State in 2018-19 after being named an assistant in June, 2018. Ragland has 15 years of coaching experience and joined the Aggies after a two-year stint at Valparaiso.

During the 2017-18 season, Valpo posted a 72-65 victory over the Aggies in the Mountain West/Missouri Valley Challenge with Ragland on the Crusader staff. In his first season at Valparaiso, Ragland helped the Crusaders capture 24 victories, a Horizon League regular season championship and an at-large bid to the NIT. He also mentored Alec Peters, who was the 54th pick in the 2017 NBA Draft after being named the Horizon League Player of the Year. The 2016-17 season at Valpo also generated a pair of all-conference selections, as Peters was named first team and Shane Hammink earned second-team honors.

Ragland's primary responsibility at Valpo was the offense, where the Crusaders finished in the top five of the Missouri Valley last season in points per game and scoring margin, and finished third in field goal percentage.

Prior to his arrival in Valparaiso, Ind., Ragland spent one season at Northern Kentucky, where he laid the groundwork for a program in its infancy. The Norse finished the year 9-21 in their first year in the Horizon League, but earned the conference's automatic bid to the NCAA Tournament the very next year, finishing with a mark of 24-11 behind a recruiting class that Ragland helped to bring together. Two of his recruits, Jalen Tate and Lavonne Holland II, went on to earn all-Horizon League honors during the 2017-18 season.

Ragland spent the 2014-15 season on the staff at Bowling Green, helping the Falcons to a 21-win season, including the program's first postseason victory since 1975, a 67-64 win over Saint Francis (Pa.) in the first round of the CollegeInsider.com Tournament. Under his tutelage, Richaun Holmes earned first-team all-MAC honors, was named the MAC Defensive Player of the Year and was drafted No. 37 in the 2015 NBA Draft. While at BGSU, Ragland recruited Matt Fox, who finished his career ranked fifth in school history in career 3-point shooting.

Ragland was also a member on the bench at Indiana State, serving as an assistant coach from 2010-14 and helping the Sycamores to postseason appearances all four years. The run included a berth in the 2010-11 NCAA Tournament. ISU totaled close to 80 wins over the same span and beat four nationally-ranked opponents. Individually, Ragland helped to mentor Jake Odum, a three-time all-Missouri Valley honoree, and Khristian Smith, who was named the Missouri Valley Sixth Man of the Year during the 2013-14 season.

Ragland began his coaching career as an assistant at Frank Phillips College, before moving on to Vincennes, where he was promoted to head coach after serving three years as an assistant. Ragland's head coaching tenure included back-to-back 22-win seasons, extending a streak of 29 straight years with 20 or more wins for the program. He also led the Blazers to the finals of NJCAA District Tournament during the 2009-10 season.

As a player, Ragland played two years at Southern Indiana, helping guide the Screaming Eagles to a total of 47 victories and leading the team in assists each year. He began his playing career at Missouri Southern State College, helping the team to a 30-3 record as a freshman and a spot at the NCAA Division II Final Four.

Ragland and his wife, Annie, have two children: Ava and Joshua.

ABOUT COACH RAGLAND

Personal:

- Hometown - Evansville, Ind.
- Wife - Annie
- Children - Ava, Joshua

Educational Background

- College - Southern Indiana, 2003 (Communication)


Coaching Experience

- Asst. Coach - Frank Phillips Coll. (2005)
- Asst. Coach - Vincennes (2006-08)
- Head Coach - Vincennes (2009-10)
- Asst. Coach - Indiana St. (2011-14)
- Asst. Coach - Bowling Green (2015)
- Asst. Coach - N. Kentucky (2016)
- Asst. Coach - Valparaiso (2017-18)
- Asst. Coach - Utah St. (2019-pres.)

Playing Experience

- Missouri Southern State Coll. (2000-01)
- Southern Indiana (2002-03)





STEVE GRABOWSKI

Director of Basketball Operations • First Season • Southern Indiana (2003)

Steve Grabowski is in his first season on the staff at Utah State in 2019-20, joining the Aggies in June of 2019 after seven years at the University of North Dakota.

Grabowski began at UND as the director of operations for his first two years, before moving into an assistant coaching role for the next five. With Grabowski on staff, the Fighting Hawks advanced to the school's first-ever NCAA Tournament appearance during the 2016-17 season, capturing both the Big Sky regular season and tournament championship. The men's basketball team was also the best among UND men's programs, leading the Fighting Hawks in community service hours each of the last three years.

Prior to UND, Grabowski was an assistant coach at his alma mater, Minot State University, in Minot, N.D. During his seven years on the bench with the Beavers, Minot State advanced to a pair of NAIA Division II National Tournament appearances, captured a Dakota Athletic Conference regular season championship and two tournament championships.

Grabowski graduated from Minot State in 2005 with a degree in physical education, following a four-year playing career with the Beavers.

ABOUT COACH GRABOWSKI

Personal:

- Hometown - Minot, N.D.
- Wife - Caitlin

Educational Background


- College - Minot State, 2005
(Physical Education)

Coaching Experience

- Asst. Coach - Minot St. (2005-12)
- Dir. of Ops - N. Dakota (2012-14)
- Asst. Coach - N. Dakota (2014-19)
- Dir. of Ops - Utah St. (2020-pres.)

Playing Experience

- Minot State (2001-05)



CURRAN WALSH

Director of Player Development • First Season • Southern Indiana (2003)

Curran Walsh is in his first year on the Utah State staff in 2019-20, joining the Aggies in June of 2019 after a two-year stint at Loyola Marymount in Los Angeles, Calif.

During his two years with the Lions, Walsh served as a graduate assistant, helping LMU from 11 victories during the 2017-18 season to 22 a season ago, marking the most wins since the 1989-90 season. Walsh covered a variety of tasks at Loyola Marymount, assisting with film work, scouting, scheduling and logistics.

Walsh already has a great deal of player development experience, helping in the player development process of many NBA players, including Jimmy Butler, Dwyane Wade, Rajon Rondo, Jaylen Brown, Tony Snell and Joakim Noah, while working with Chris Johnson hoops. During the 2016-17 season, Walsh was an assistant coach for the Varsity boy's basketball team at St. Anthony High School, culminating in a school-record 30 wins and the city's first ever IHSA State Basketball Championship.

Walsh is a native of Effingham, Illinois, and graduated with a B.S. in business administration from Lindenwood University-Belleville in 2016. Walsh played men's basketball for the Lynx all four years and earned academic all-conference honors in 2015 and 2016. Walsh also recently completed a master's degree in educational studies from Loyola Marymount.

ABOUT COACH WALSH

Personal:

- Hometown - Effingham, Ill.

Educational Background

- College - Lindenwood-Belleville, 2016
(Business Administration)

Coaching Experience

- Grad. Asst. - Loyola Marymount
(2017-19)
- Dir. of Player Development - Utah St.
(2020-pres.)

Playing Experience

- Lindenwood-Belleville (2013-16)

QUICK FACTS

OUTLOOK

AGGIE BIOS

COACHES

OPPONENTS

SEASON REVIEW

RECORDS

UNIVERSITY

QUICK FACTS

OUTLOOK

AGGIE BIOS


COACHES

OPPONENTS

SEASON REVIEW

RECORDS

UNIVERSITY



JUSTIN JOHNSON

Special Asst. to Head Coach




BRANDON UBEL

Graduate Assistant



KARL SMITH


Athletic Trainer



LOGAN OGDEN

Strength Coach


MANAGERS




NATE JARVIS



RYAN CORBETT



MITCH HILL



JANSEN ANDERSON





OPPONENTS

COLLEGE OF IDAHO

Oct. 30 • Logan, Utah
Dee Glen Smith Spectrum

QUICK FACTS

- Location – Caldwell, Idaho.
- Founded – 1891
- Enrollment – 1,050
- Colors – Purple and Gold
- Nickname – Coyotes
- Conference – NAIA Cascade Collegiate
- Arena – J.A. Albertson Activities Center (2,422)
- President – Doug Brigham & Jim Everett
- Director of Athletics – Reagan Rossi



COACHING STAFF

- Head Coach – Colby Blaine
- School Record – 31-6
- Career Record – 31-6
- Record vs USU – 0-0
- Assistants – Shelby Lindley, Trevor Stranger, Riley Bradshaw

TEAM/PLAYER INFO

- Series vs USU – Utah State leads 1-0
- 2018-19 Record – 31-6
- CCC Record/Finish – 16-4/2nd
- Postseason – NAIA DII Championship Semifinals
- Lettermen Returning/Lost – 8/6
- Starters Returning/Lost – 3/2

MEDIA RELATIONS

- SID – Mike Stafford Jr.
- Office Phone – (208) 459-5681
- Cell Phone – (208) 412-6099
- Email – msafford@collegeofidaho.edu
- Website – yoteathletics.com
- Twitter – @YotesHoops

DENVER

Nov. 12 • Logan, Utah
Dee Glen Smith Spectrum

QUICK FACTS

- Location – Denver, Colo.
- Founded – 1864
- Enrollment – 11,600
- Colors – Crimson and Gold
- Nickname – Pioneers
- Conference – Summit League
- Arena – Magness Arena (7,200)
- Chancellor – Dr. Jeremy Haefner
- Vice Chancellor of Athletics and Recreation – Karlton Creech



COACHING STAFF

- Head Coach – Rodney Billups
- School Record – 39-51
- Career Record – 39-51
- Record vs USU – 0-0
- Assistants – Bacari Alexander, Roman Sposato, Dwight Thorne III

TEAM/PLAYER INFO

- Series vs USU – Utah State leads 54-37
- 2018-19 Record – 8-22
- Summit League Record/Finish – 3-13/9th
- Postseason – N/A
- Lettermen Returning/Lost – 6/5
- Starters Returning/Lost – 1/4

MEDIA RELATIONS

- SID – Chris Smith
- Office Phone – (303) 871-7555
- Cell Phone – (720) 272-6760
- Email – Christopher.smith726@du.edu
- Website – denverpioneers.com
- Twitter – @DU_MHoops

MONTANA STATE

Nov. 5 • Logan, Utah
Dee Glen Smith Spectrum

QUICK FACTS

- Location – Bozeman, Mont.
- Founded – 1893
- Enrollment – 16,902
- Colors – Blue and Gold
- Nickname – Bobcats
- Conference – Big Sky
- Arena – Worthington Arena (6,772)
- President – Dr. Waded Cruzado
- Director of Athletics – Leon Costello



COACHING STAFF

- Head Coach – Danny Sprinkle
- School Record – 0-0
- Career Record – 0-0
- Record vs USU – 0-0
- Assistants – Chris Haslam, Shawn Dirden, Dan Russell

TEAM/PLAYER INFO

- Series vs USU – Utah State leads 78-43
- 2018-19 Record – 15-17
- Big Sky Record/Finish – 11-9 / t-4th
- Postseason – N/A
- Lettermen Returning/Lost – 5/6
- Starters Returning/Lost – 3/2

MEDIA RELATIONS

- SID – Andrew Pedersen
- Office Phone – (406) 994-5349
- Cell Phone – (701) 730-6618
- Email – apedersen@msubobcats.com
- Website – msubobcats.com
- Twitter – @MSUBobcatsMBB

NORTH CAROLINA A&T

Nov. 15 • Logan, Utah
Dee Glen Smith Spectrum

QUICK FACTS

- Location – Greensboro, N.C.
- Founded – 1891
- Enrollment – 12,556
- Colors – Blue and Gold
- Nickname – Aggies
- Conference – Mid-Eastern Athletic
- Arena – Ellis F. Corbett Sports Center (5,000)
- Chancellor – Harold L. Martin Sr.
- Director of Athletics – Earl Hilton III



COACHING STAFF

- Head Coach – Jay Joyner
- School Record – 47-62
- Career Record – 47-62
- Record vs USU – 0-0
- Assistants – Willie Jones, Ahmad Dorsett, Andrew Brown

TEAM/PLAYER INFO

- Series vs USU – First meeting
- 2018-19 Record – 19-13
- MEAC Record/Finish – 13-3 / 2nd
- Postseason – N/A
- Lettermen Returning/Lost – 3/9
- Starters Returning/Lost – 1/4

MEDIA RELATIONS

- SID – Brian Holloway
- Office Phone – (336) 285-3608
- Cell Phone – (336) 328-6719
- Email – bmhollow@ncat.edu
- Website – ncataggies.com
- Twitter – @ncatbasketball

WEBER STATE

Nov. 8 • Logan, Utah
Dee Glen Smith Spectrum

QUICK FACTS

- Location – Ogden, Utah
- Founded – 1889
- Enrollment – 27,949
- Colors – Purple and White
- Nickname – Wildcats
- Conference – Big Sky
- Arena – Dee Events Center (12,000)
- President – Brad L. Mortensen
- Interim Director of Athletics – Tim Crompton



COACHING STAFF

- Head Coach – Randy Rahe
- School Record – 266-153
- Career Record – 266-153
- Record vs USU – 4-11
- Assistants – Eric Duft, David Marek, Eric Daniels

TEAM/PLAYER INFO

- Series vs USU – Utah State leads 44-27
- 2018-19 Record – 18-15
- Big Sky Record/Finish – 11-9/t-4th
- Postseason – N/A
- Lettermen Returning/Lost – 7/3
- Starters Returning/Lost – 3/2

MEDIA RELATIONS

- SID – Paul Grua
- Office Phone – (801) 626-7414
- Cell Phone – (801) 452-3811
- Email – pgrua@weber.edu
- Website – weberstatesports.com
- Twitter – @WeberStateMBB

UTSA

Nov. 18 • Logan, Utah
Dee Glen Smith Spectrum

QUICK FACTS

- Location – San Antonio, Texas
- Founded – 1969
- Enrollment – 30,674
- Colors – Blue and Orange
- Nickname – Roadrunners
- Conference – Conference USA
- Arena – Convocation Center (4,080)
- President – Taylor Eighmy
- Director of Athletics – Lisa Campos



COACHING STAFF

- Head Coach – Steve Henson
- School Record – 51-49
- Career Record – 51-49
- Record vs USU – 0-0
- Assistants – Mike Peck, Scott Thompson, Adam Hood

TEAM/PLAYER INFO

- Series vs USU – Utah State leads 2-0
- 2018-19 Record – 17-15
- C-USA Record/Finish – 11-7/t-2nd
- Postseason – N/A
- Lettermen Returning/Lost – 6/3
- Starters Returning/Lost – 3/2

MEDIA RELATIONS

- SID – Brent Ingram
- Office Phone – (210) 845-8651
- Cell Phone – (210) 845-8651
- Email – brent.ingram@utsa.edu
- Website – goutsu.com
- Twitter – @UTSAMBB



OPPONENTS



LSU

Nov. 22 • Montego Bay, Jamaica
Montego Bay Convention Centre

QUICK FACTS

- Location – Baton Rouge, La.
- Founded – 1860
- Enrollment – 30,863
- Colors – Purple and Gold
- Nickname – Tigers
- Conference – Southeastern
- Arena – Pete Maravich Assembly Center (13,215)
- President – F. King Alexander
- Director of Athletics – Scott Woodward



COACHING STAFF

- Head Coach – Will Wade
- School Record – 46-22
- Career Record – 109-60
- Record vs USU – 0-0
- Assistants – Greg Heiar, Bill Armstrong, Tasmin Mitchell

TEAM/PLAYER INFO

- Series vs USU – Utah State leads 2-1
- 2018-19 Record – 28-7
- SEC Record/Finish – 16-2/1st
- Postseason – NCAA Tournament Sweet 16
- Lettermen Returning/Lost – 5/3
- Starters Returning/Lost – 3/3

MEDIA RELATIONS

- SID – Kent Lowe
- Office Phone – (225) 578-1864
- Cell Phone – (225) 241-4360
- Email – clowe@lsu.edu
- Website – lsusports.net
- Twitter – @LSUBasketball

SAN JOSÉ STATE

Dec. 4 • San Jose, Calif.
Feb. 26 • Logan, Utah

QUICK FACTS

- Location – San Jose, Calif.
- Founded – 1857
- Enrollment – 32,157
- Colors – Gold, White, and Blue
- Nickname – Spartans
- Conference – Mountain West
- Arena – The Event Center (5,000)
- President – Dr. Mary A. Papazian
- Director of Athletics – Marie Tuite



COACHING STAFF

- Head Coach – Jean Prioleau
- School Record – 8-53
- Career Record – 8-53
- Record vs USU – 1-3
- Assistants – Will Kimble, Julius Hodge, Tim Marrion

TEAM/PLAYER INFO

- Series vs USU – Utah State leads 62-22
- 2018-19 Record – 4-27
- MW Record/Finish – 1-17/11th
- Postseason – N/A
- Lettermen Returning/Lost – 8/5
- Starters Returning/Lost – 2/3

MEDIA RELATIONS

- SID – Matt Penland
- Office Phone – (408) 924-1229
- Cell Phone – (256) 343-4158
- Email – matt.penland@sjsu.edu
- Website – SJSUSpartans.com
- Twitter – @SJSUMBB

NORTH TEXAS

Nov. 24 • Montego Bay, Jamaica
Montego Bay Convention Centre

QUICK FACTS

- Location – Denton, Texas
- Founded – 1890
- Enrollment – 38,454
- Colors – Green and White
- Nickname – Mean Green
- Conference – Conference USA
- Arena – UNT Coliseum (10,500)
- President – Neal Smatresk
- Athletics Director – Wren Baker



COACHING STAFF

- Head Coach – Grant McCasland
- School Record – 41-30
- Career Record – 61-42
- Record vs USU – 0-0
- Assistants – Ross Hodge, Jareem Dowling, Matt Braeuer

TEAM/PLAYER INFO

- Series vs USU – Utah State leads 8-1
- 2018-19 Record – 21-12
- C-USA Record/Finish – 8-10/t-9th
- Postseason – N/A
- Lettermen Returning/Lost – 6/6
- Starters Returning/Lost – 3/2

MEDIA RELATIONS

- SID – Luke Della
- Office Phone – (940) 369-0810
- Cell Phone – (510) 725-2130
- Email – luke.della@unt.edu
- Website – meangreensports.com
- Twitter – @MeanGreenMBB

FRESNO STATE

Dec. 7 • Logan, Utah
Feb. 15 • Fresno, Calif.

QUICK FACTS

- Location – Fresno, Calif.
- Founded – 1911
- Enrollment – 25,200
- Colors – Red and Blue
- Nickname – Bulldogs
- Conference – Mountain West
- Arena – Save Mart Center (15,596)
- President – Dr. Joseph I. Castro
- Director of Athletics – Terry Turney



COACHING STAFF

- Head Coach – Justin Hutson
- School Record – 23-9
- Career Record – 23-9
- Record vs USU – 1-2
- Assistants – Keith Brown, Tarvish Felton, Tim Shelton

TEAM/PLAYER INFO

- Series vs USU – Utah State leads 37-25
- 2018-19 Record – 23-9
- MW Record/Finish – 13-5/3rd
- Postseason – N/A
- Lettermen Returning/Lost – 6/4
- Starters Returning/Lost – 3/3

MEDIA RELATIONS

- SID – Stephen Trembley
- Office Phone – (559) 278-6178
- Cell Phone – (559) 270-4291
- Email – strembley@csufresno.edu
- Website – gobulldogs.com
- Twitter – @FresnoStateMBB

SAINT MARY'S

Nov. 29 • Moraga, Calif.
McKeon Pavilion

QUICK FACTS

- Location – Moraga, Calif.
- Founded – 1863
- Enrollment – 3,913
- Colors – Navy, Red, and Silver
- Nickname – Gaels
- Conference – West Coast
- Arena – McKeon Pavilion (3,500)
- President – James A. Donahue
- VP of Intercollegiate Athletics – Mike Matoso



COACHING STAFF

- Head Coach – Randy Bennett
- School Record – 414-174
- Career Record – 414-174
- Record vs USU – 3-2
- Assistants – Marcus Schroeder, Justin Joyner, Mickey McConnell

TEAM/PLAYER INFO

- Series vs USU – Utah State leads 6-4
- 2018-19 Record – 22-12
- WCC Record/Finish – 11-5/t-2nd
- Postseason – NCAA Tournament First Round
- Lettermen Returning/Lost – 11/2
- Starters Returning/Lost – 4/1

MEDIA RELATIONS

- SID – Trey Hannula
- Office Phone – (925) 631-8722
- Cell Phone – (949) 460-3105
- Email – gwh1@stmarys-ca.edu
- Website – SMCGaels.com
- Twitter – @SaintMarysHoops

SAINT KATHERINE

Dec. 10 • Logan, Utah
Dee Glen Smith Spectrum

QUICK FACTS

- Location – San Marcos, Calif.
- Founded – 2010
- Enrollment – 275
- Colors – Maroon, Sandstorm, Bl
- Nickname – Firebirds
- Conference – California Pacific Conference
- Arena – Alliant University Gym
- President – Dr. Frank Papatheofanis
- Director of Athletics – Daniel Stange



COACHING STAFF

- Head Coach – Kevin Williamson
- School Record – First year
- Career Record – 4-24
- Record vs USU – 0-0
- Assistants – N/A

TEAM/PLAYER INFO

- Series vs USU – First meeting
- 2018-19 Record – 10-13
- CPC Record/Finish – 6-1/(reclassifying)
- Postseason – N/A
- Lettermen Returning/Lost – 5/10
- Starters Returning/Lost – 1/5

MEDIA RELATIONS

- SID – Pauly Ulrich
- Office Phone – (760) 471-1316
- Cell Phone – (858) 229.9692
- Email – pulrich@usk.edu
- Website – uskathletics.com
- Twitter – @StKathAthletics

QUICK FACTS

OUTLOOK

AGGIE BIOS

COACHES

OPPONENTS

SEASON REVIEW

RECORDS

UNIVERSITY

BYU

Dec. 14 • Salt Lake City, Utah
Vivint Smart Home Arena



QUICK FACTS

- Location – Provo, Utah
- Founded – 1875
- Enrollment – 33,517
- Colors – Blue and White
- Nickname – Cougars
- Conference – West Coast
- Arena – Marriott Center
- President – Kevin J. Worthen
- Director of Athletics – Tom Holmoe

COACHING STAFF

- Head Coach – Mark Pope
- School Record – 0-0
- Career Record – 77-56
- Record vs USU – 0-3
- Assistants – Chris Burgess, Cody Fueger, Nick Robinson

TEAM/PLAYER INFO

- Series vs USU – BYU leads 143-92
- 2018-19 Record – 19-13
- WCC Record/Finish – 11-5/t-2nd
- Postseason – N/A
- Lettermen Returning/Lost – 10/5
- Starters Returning/Lost – 5/2

MEDIA RELATIONS

- SID – Kyle Chilton
- Office Phone – (801) 422-4909
- Cell Phone – (801) 372-2080
- Email – kyle_chilton@byu.edu
- Website – BYUCougars.com
- Twitter – @BYUBasketball

EASTERN OREGON

Dec. 28 • Logan, Utah
Dee Glen Smith Spectrum



QUICK FACTS

- Location – La Grande, Ore.
- Founded – 1929
- Enrollment – 3,348
- Colors – Blue and Gold
- Nickname – Mountaineers
- Conference – Cascade Collegiate
- Arena – Quinn Coliseum (1,403)
- President – Tom Insko
- Director of Athletics – Anji Weissenfluh

COACHING STAFF

- Head Coach – Carlito Labarda Jr.
- School Record – 36-23
- Career Record – 36-23
- Record vs USU – 0-1
- Assistants – Chris Kemp, Jesse Repay

TEAM/PLAYER INFO

- Series vs USU – USU leads 2-0
- 2018-19 Record – 15-15
- CCC Record/Finish – 10-8/5th
- Postseason – N/A
- Lettermen Returning/Lost – 8/7
- Starters Returning/Lost – 4/1

MEDIA RELATIONS

- SID – Iain Dexter
- Office Phone – (541) 962-3946
- Cell Phone – (503) 820-8362
- Email – idexter@eou.edu
- Website – EOUsports.com
- Twitter – @EQUAthletics

SOUTH FLORIDA

Dec. 18 • Houston, Texas
Toyota Center



QUICK FACTS

- Location – Tampa, Florida
- Founded – 1956
- Enrollment – 50,755
- Colors – Green and Gold
- Nickname – Bulls
- Conference – American Athletic
- Arena – Yuengling Center (10,411)
- President – Steven C. Currall
- Director of Athletics – Michael Kelly

COACHING STAFF

- Head Coach – Brian Gregory
- School Record – 34-36
- Career Record – 282-216
- Record vs USU – 0-0
- Assistants – Tom Herrion, Scott Wagers, Larry Dixon

TEAM/PLAYER INFO

- Series vs USU – First meeting
- 2018-19 Record – 24-14
- AAC Record/Finish – 8-10/t-7th
- Postseason – CBI Champions
- Lettermen Returning/Lost – 10/3
- Starters Returning/Lost – 5/0

MEDIA RELATIONS

- SID – Jay D'Abramo
- Office Phone – (813) 974-7099
- Cell Phone – (813) 210-7333
- Email – jddabramo@usf.edu
- Website – gousfbulls.com
- Twitter – @USFMBB

UNLV

Jan. 1 • Las Vegas, Nev.
Feb. 5 • Logan, Utah



QUICK FACTS

- Location – Las Vegas, Nev.
- Founded – 1957
- Enrollment – 30,470
- Colors – Scarlet and Gray
- Nickname – Rebels
- Conference – Mountain West
- Arena – Thomas & Mack Center (18,000)
- President – Dr. Marta Meana
- Director of Athletics – Desiree Reed-Francois

COACHING STAFF

- Head Coach – T.J. Otzelberger
- School Record – 0-0
- Career Record – 70-33
- Record vs USU – 0-0
- Assistants – Tim Buckley, Kevin Kruger, DeMarlo Slocum

TEAM/PLAYER INFO

- Series vs USU – UNLV leads 32-8
- 2018-19 Record – 17-14
- MW Record/Finish – 11-7/t-4th
- Postseason – N/A
- Lettermen Returning/Lost – 6/8
- Starters Returning/Lost – 2/3

MEDIA RELATIONS

- SID – Andy Grossman
- Office Phone – (702) 895-3995
- Cell Phone – (702) 630-3949
- Email – andy.grossman@unlv.edu
- Website – unlvrebels.com
- Twitter – @TheRunninRebels

FLORIDA

Dec. 21 • Sunrise, Fla.
BB&T Center



QUICK FACTS

- Location – Gainesville, Fla.
- Founded – 1853
- Enrollment – 54,584
- Colors – Orange and Blue
- Nickname – Gators
- Conference – Southeastern
- Arena – Exactech Arena at the Stephen C. O'Connell Center (10,151)
- President – W. Kent Fuchs
- Director of Athletics – Scott Stricklin

COACHING STAFF

- Head Coach – Mike White
- School Record – 89-53
- Career Record – 190-93
- Record vs USU – 3-2
- Assistants – Al Pinkins, Jordan Mincy, Darris Nichols

TEAM/PLAYER INFO

- Series vs USU – Florida leads 1-0
- 2018-19 Record – 20-16
- SEC Record/Finish – 9-9/8th
- Postseason – NCAA Tournament Second Round
- Lettermen Returning/Lost – 5/10
- Starters Returning/Lost – 3/2

MEDIA RELATIONS

- SID – Denver Parler
- Office Phone – (352) 375-4683
- Cell Phone – (352) 318-3493
- Email – denverp@gators.ufl.edu
- Website – floridagators.com
- Twitter – @GatorsMBB

SAN DIEGO STATE

Jan. 4 • Logan, Utah
Feb. 1 • San Diego, Calif.



QUICK FACTS

- Location – San Diego, Calif.
- Founded – 1897
- Enrollment – 33,726
- Colors – Scarlet and Black
- Nickname – Aztecs
- Conference – Mountain West
- Arena – Viejas Arena (12,414)
- President – Dr. Adela de la Torre
- Director of Athletics – John David Wicker

COACHING STAFF

- Head Coach – Brian Dutcher
- School Record – 43-24
- Career Record – 43-24
- Record vs USU – 2-2
- Assistants – Chris Acker, David Velasquez, Jay Morris

TEAM/PLAYER INFO

- Series vs USU – San Diego State leads 11-5
- 2018-19 Record – 21-13
- MW Record/Finish – 11-7/t-4th
- Postseason – N/A
- Lettermen Returning/Lost – 7/3
- Starters Returning/Lost – 2/3

MEDIA RELATIONS

- SID – Richard Stern
- Office Phone – (619) 594-5548
- Cell Phone – (408) 318-8111
- Email – rstern@sdsu.edu
- Website – GoAztecs.com
- Twitter – @Aztecs_MBB



OPPONENTS



AIR FORCE

Jan. 7 • Colorado Springs, Colo.
Jan. 21 • Logan, Utah



QUICK FACTS

- Location – USAFA, Colo.
- Founded – 1954
- Enrollment – 4,000
- Colors – Blue and Silver
- Nickname – Falcons
- Conference – Mountain West
- Arena – Clune Arena (5,843)
- Superintendent – Lt. Gen. Jay Silveria
- Director of Athletics – Nathan Pine

COACHING STAFF

- Head Coach – Dave Pilipovich
- School Record – 98-131
- Career Record – 98-131
- Record vs USU – 3-8
- Assistants – Kurt Kanaskie, Andrew Moore, Nate Zandt, Byron Jones, Cody San Miguel, 2nd Lt. Conner Litt

TEAM/PLAYER INFO

- Series vs USU – Utah State leads 18-5
- 2018-19 Record – 14-18
- MW Record/Finish – 8-10/ 6th
- Postseason – N/A
- Lettermen Returning/Lost – 11/6
- Starters Returning/Lost – 5/0

MEDIA RELATIONS

- SID – Nick Arseniak
- Office Phone – (719) 333-9251
- Cell Phone – (719) 510-2684
- Email – Nicholas.arseniak@usafa.edu
- Website – GoAirForceFalcons.com
- Twitter – @AF_MBB

COLORADO STATE

Jan. 25 • Logan, Utah
Feb. 12 • Fort Collins, Colo.



QUICK FACTS

- Location – Fort Collins, Colo.
- Founded – 1870
- Enrollment – 33,769
- Colors – Green and Gold
- Nickname – Rams
- Conference – Mountain West
- Arena – Moby Arena (8,038)
- President – Joyce E. McConnell
- Director of Athletics – Joe Parker

COACHING STAFF

- Head Coach – Niko Medved
- School Record – 12-20
- Career Record – 91-108
- Record vs USU – 0-2
- Assistants – Dave Thorson, JR Blount, Ali Farokhmanesh

TEAM/PLAYER INFO

- Series vs USU – Utah State leads 60-39
- 2018-19 Record – 12-20
- MW Record/Finish – 7-11/t-7th
- Postseason – N/A
- Lettermen Returning/Lost – 5/5
- Starters Returning/Lost – 4/2

MEDIA RELATIONS

- SID – John Martin
- Office Phone – (540) 476-1259
- Cell Phone – (540) 476-1259
- Email – john.a.martin@colostate.edu
- Website – csurams.com
- Twitter – @CSUMBasketball

NEVADA

Jan. 11 • Logan, Utah
Dee Glen Smith Spectrum



QUICK FACTS

- Location – Reno, Nev.
- Founded – 1874
- Enrollment – 21,657
- Colors – Navy Blue and Silver
- Nickname – Wolf Pack
- Conference – Mountain West
- Arena – Lawlor Events Center (11,536)
- President – Dr. Marc Johnson
- Director of Athletics – Doug Knuth

COACHING STAFF

- Head Coach – Steve Alford
- School Record – 0-0
- Career Record – 587-298
- Record vs USU – 0-0
- Assistants – Craig Neal, Kory Barnett, Bil Duany

TEAM/PLAYER INFO

- Series vs USU – Utah State leads 37-22
- 2018-19 Record – 29-5
- MW Record/Finish – 15-3/t-1st
- Postseason – NCAA First Round
- Lettermen Returning/Lost – 2/7
- Starters Returning/Lost – 0/5

MEDIA RELATIONS

- SID – Jack Kuestermeyer
- Office Phone – (775) 682-6984
- Cell Phone – (775) 240-6251
- Email – jkuester@unr.edu
- Website – nevadawolfpack.com
- Twitter – @NevadaHoops

WYOMING

Jan. 29 • Laramie, Wyo.
Feb. 19 • Logan, Utah



QUICK FACTS

- Location – Laramie, Wyo.
- Founded – 1886
- Enrollment – 12,397
- Colors – Brown and Gold
- Nickname – Cowboys
- Conference – Mountain West
- Arena – Arena-Auditorium (15,028)
- Acting President – Neil Theobald
- Director of Athletics – Tom Burman

COACHING STAFF

- Head Coach – Allen Edwards
- School Record – 51-52
- Career Record – 51-52
- Record vs USU – 3-3
- Assistants – Shaun Vandiver, Jeremy Shyatt, Matt Wise

TEAM/PLAYER INFO

- Series vs USU – Wyoming leads 51-29
- 2018-19 Record – 8-24
- MW Record/Finish – 4-14/10th
- Postseason – N/A
- Lettermen Returning/Lost – 8/3
- Starters Returning/Lost – 4/1

MEDIA RELATIONS

- SID – Nick Seeman
- Office Phone – (307) 766-5516
- Cell Phone – (612) 741-0550
- Email – nseeman@uwyo.edu
- Website – gowyo.com
- Twitter – @wyo_mbb

BOISE STATE

Jan. 18 • Boise, Idaho
Feb. 8 • Logan, Utah



QUICK FACTS

- Location – Boise, Idaho
- Founded – 1932
- Enrollment – 24,154
- Colors – Blue and Orange
- Nickname – Broncos
- Conference – Mountain West
- Arena – ExtraMile Arena (12,480)
- President – Dr. Marlene Tromp
- Director of Athletics – Curt Apsey

COACHING STAFF

- Head Coach – Leon Rice
- School Record – 178-116
- Career Record – 178-116
- Record vs USU – 6-8
- Assistants – Mike Burns, Tim Duryea, R-Jay Barsh

TEAM/PLAYER INFO

- Series vs USU – Utah State leads 33-14
- 2018-19 Record – 13-20
- MW Record/Finish – 7-11/t-7th
- Postseason – N/A
- Lettermen Returning/Lost – 6/4
- Starters Returning/Lost – 5/1

MEDIA RELATIONS

- SID – Michael Walsh
- Office Phone – N/A
- Cell Phone – (208) 921-7396
- Email – michaelwalsh1@boisestate.edu
- Website – broncosports.com
- Twitter – @BroncoSportsMBB

NEW MEXICO

Feb. 29 • Albuquerque, N.M.
Dreamstyle Arena



QUICK FACTS

- Location – Albuquerque, N.M.
- Founded – 1889
- Enrollment – 25,015
- Colors – Cherry and Silver
- Nickname – Lobos
- Conference – Mountain West
- Arena – Dreamstyle Arena – The Pit (15,411)
- President – Dr. Garnett Stokes
- Director of Athletics – Eddie Nuñez

COACHING STAFF

- Head Coach – Paul Weir
- School Record – 33-33
- Career Record – 61-39
- Record vs USU – 2-4
- Assistants – Jerome Robinson, Brandon Mason, Dan McHale

TEAM/PLAYER INFO

- Series vs USU – Utah State leads 26-11
- 2018-19 Record – 14-18
- MW Record/Finish – 7-11/t-6th
- Postseason – N/A
- Lettermen Returning/Lost – 9/4
- Starters Returning/Lost – 3/2

MEDIA RELATIONS

- SID – Chelsea Pitvorec
- Office Phone – (352) 422-2875
- Cell Phone – (352) 422-2875
- Email – cpitvorec@unm.edu
- Website – GoLobos.com
- Twitter – @UNMLoboMBB

QUICK FACTS

OUTLOOK

AGGIE BIOS

COACHES

OPPONENTS

SEASON REVIEW

RECORDS

UNIVERSITY



58 2019-20 UTAH STATE MEN'S BASKETBALL - 21 NCAA TOURNAMENTS - 9 NIT APPEARANCES



ALL-TIME OPPONENTS



Opponent	Games	USU Wins	USU Losses	First Meeting	Last Meeting	Opponent	Games	USU Wins	USU Losses	First Meeting	Last Meeting
Old Dominion	1	1	0	1993-94	1993-94	Texas State	2	2	0	2012-13	2012-13
Oneida State Academy	10	8	2	1911-12	1917-18	Texas Tech	4	2	2	1972-73	2016-17
Oral Roberts	7	6	1	1974-75	2007-08	Toledo	1	0	1	1958-59	1958-59
Oregon	6	1	5	1935-36	1965-66	Tremont Athletic Club	1	1	0	1920-21	1920-21
Oregon State	8	2	6	1939-40	1975-76	Trinity	1	1	0	1973-74	1973-74
Pacific	68	44	24	1951-52	2013-14	Troy	2	2	0	2010-11	2013-14
Pacific Athletic Club	2	2	0	1924-25	1930-31	Tulane	3	2	1	1970-71	1973-74
Pasadena Athletic Club	1	0	1	1931-32	1931-32	Tulsa	2	0	2	1965-66	1966-67
Pasadena Majors	3	2	1	1932-33	1933-34	UC Davis	3	2	1	2004-05	2014-15
Penn Athletic Club	1	0	1	1936-37	1936-37	UC Irvine	62	34	28	1978-79	2018-19
Pepperdine	4	2	2	1951-52	1969-70	UC Riverside	10	9	1	1998-99	2004-05
Piggly Wiggly of Logan	1	1	0	1932-33	1932-33	UC San Diego	1	1	0	1999-00	1999-00
Pittsburgh	2	1	1	1949-50	1955-56	UC Santa Barbara	65	41	24	1970-71	2013-14
Portland	15	13	2	1953-54	1996-97	UCLA	10	3	7	1932-33	2000-01
Portland State	5	3	2	1976-77	2017-18	Union (Tenn.)	1	1	0	2015-16	2015-16
Prairie View A&M	1	1	0	2007-08	2007-08	Union Pacific	1	1	0	1929-30	1929-30
Preston Athletic Club	2	2	0	1921-22	1921-22	United Billiards	2	2	0	1931-32	1932-33
Providence	3	1	2	1959-60	1966-67	University of Providence	1	1	0	2016-17	2016-17
Purdue	1	0	1	2016-17	2016-17	UNLV*	40	8	32	1982-83	2018-19
Radford	1	1	0	1997-98	1997-98	Utah	224	95	129	1908-09	2017-18
Redlands	1	1	0	1979-80	1979-80	Utah Athletic Association	1	1	0	1920-21	1920-21
Regis	5	3	2	1948-49	1976-77	Utah Valley	13	13	0	2006-07	2018-19
Rexburg Athletic Club	1	1	0	1918-19	1918-19	UTEP	5	1	4	1962-63	1969-70
Richmond High School	1	1	0	1915-16	1915-16	UTSA	2	2	0	2012-13	2012-13
Ricks College	2	2	0	1918-19	1942-43	Valparaiso	2	0	2	1995-96	2017-18
Rutgers	3	1	2	1966-67	1992-93	Vanderbilt	2	0	2	1987-88	2007-08
Sacramento State	3	2	1	1951-52	1969-70	Vanguard	1	1	0	1996-97	1996-97
Salt Lake High School	2	1	1	1909-10	1913-14	Vermont	1	1	0	2002-03	2002-03
San Diego	2	2	0	1982-83	1999-00	Vico Oil	1	1	0	1928-29	1928-29
San Diego DeMolay	1	1	0	1924-25	1924-25	Villanova	1	1	0	1959-60	1959-60
San Diego Christian	1	1	0	2013-14	2013-14	Washington	9	5	4	1962-63	2018-19
San Diego State*	16	5	11	1962-63	2018-19	Washington (Mo.)	4	1	3	1953-54	1958-59
San Francisco	11	3	8	1935-36	2003-04	Washington State	8	7	1	1946-47	1959-60
San Francisco State	2	2	0	1951-52	1961-62	Watkins Motor	1	1	0	1937-38	1937-38
San José State*	84	62	22	1935-36	2018-19	Watts All-Stars	3	3	0	1938-39	1940-41
Santa Clara	9	6	3	1951-52	2014-15	Wayland Baptist	1	1	0	2014-15	2014-15
Seattle	31	17	14	1956-57	2012-13	Weber High School	1	1	0	1913-14	1913-14
Seattle Pacific	1	1	0	1992-93	1992-93	Weber Junior College	11	9	2	1938-39	1946-47
Seton Hall	1	0	1	1981-82	1981-82	Weber State Academy	6	4	2	1903-04	1908-09
Simon Fraser	6	6	0	1994-95	1999-00	Weber State	71	43	28	1970-71	2018-19
South Cache High School	1	1	0	1915-16	1915-16	Wellsville Athletic Club	1	1	0	1915-16	1915-16
South Carolina State	1	1	0	2004-05	2004-05	West High School	2	2	0	1916-17	1917-18
South Dakota State	5	4	1	1960-61	2014-15	West Texas A&M	10	5	5	1958-59	1981-82
South Florida	1	1	0	2000-01	2000-01	Western Athletic Club	1	1	0	1921-22	1921-22
Southern California	16	7	9	1924-25	2014-15	Western Illinois	1	1	0	2013-14	2013-14
Southern Calif. Freshmen	1	1	0	1924-25	1924-25	Western Kentucky	2	0	2	1947-48	1960-61
Southern Illinois	3	1	2	1995-96	2012-13	Western Michigan	2	2	0	1978-79	2010-11
Southern Mississippi	4	3	1	1972-73	1995-96	Western Oregon	2	2	0	2009-10	2012-13
Southern Oregon	1	1	0	1997-98	1997-98	Western State	2	2	0	1999-00	2001-02
Southern Utah	12	12	0	1913-14	2013-14	Whitman	1	1	0	2002-03	2002-03
Springfield	1	1	0	1946-47	1946-47	Whittier	1	1	0	1929-30	1929-30
St. Bonaventure	2	2	0	1947-48	1959-60	Whitworth	2	1	1	1956-57	1998-99
St. Francis	1	1	0	1970-71	1970-71	Wichita State	11	6	5	1948-49	2011-12
St. Joseph's (Pa.)	2	1	1	1946-47	1953-54	Willamette	1	1	0	1941-42	1941-42
St. Katherine	0	0	0	2019-20	2019-20	Wilmering YMCA	1	0	1	1935-36	1935-36
St. Louis	1	0	1	1967-68	1967-68	Wisconsin	1	0	1	1969-70	1969-70
St. Martin's	1	1	0	1980-81	1980-81	Wisconsin-Milwaukee	1	1	0	1973-74	1973-74
St. Mary's (Calif.)	10	6	4	1939-40	2018-19	Wisconsin-Parkside	1	1	0	1977-78	1977-78
St. Peter's	3	2	1	1968-69	2011-12	Wisconsin-Stout	1	1	0	1972-73	1972-73
Stanford	6	3	3	1933-34	1976-77	Wyoming*	80	29	51	1925-26	2018-19
Temple	1	0	1	1973-74	1973-74	Xavier	2	2	0	1966-67	1967-68
Tennessee	2	0	2	1949-50	1967-68	Yellow Cab	1	1	0	1925-26	1925-26
Texaco Oil	1	1	0	1932-33	1932-33	YMCA	2	0	2	1907-08	1909-10
Texas	2	2	0	1938-39	1987-88	Youngstown State	1	1	0	2017-18	2017-18
Texas Arlington	4	1	3	2011-12	2012-13						
Texas A&M	3	1	2	1963-64	2009-10						
Texas A&M CC	2	1	1	2011-12	2012-13						
Texas Christian	2	2	0	1960-61	1982-83						
Texas-Rio Grande Valley	1	1	0	2015-16	2015-16						
Texas Southern	1	1	0	1996-97	1996-97						

Bold = 2019-20 Opponents

* = Mountain West Opponent



QUICK FACTS

OUTLOOK

AGGIE BIOS

COACHES

OPPONENTS

SEASON REVIEW

RECORDS

UNIVERSITY



TOURNAMENT HISTORY



USU'S BIG WEST TOURNAMENT RESULTS

QUICK FACTS	OUTLOOK	AGGIE BIOS	COACHES	OPPONENTS	SEASON REVIEW	RECORDS	UNIVERSITY
1979	(2nd Seed)	W 85-78 San Jose State	Round	Quarterfinals			
		W 81-74 Fresno State	Round	Semifinals			
		L 73-82 Pacific	Round	Championship			
1980	(1st Seed)	L 68-94 San Jose State	Round	Quarterfinals			
1981	(5th Seed)	W 93-90 UC Irvine	Round	Quarterfinals			
		L 57-71 Fresno State	Round	Semifinals			
1982	(7th Seed)	L 64-90 UC Irvine	Round	Quarterfinals			
1983	(3rd Seed)	L 66-80 San Jose State	Round	Quarterfinals			
1984	(4th Seed)	W 79-77 New Mexico State	Round	Quarterfinals			
		L 78-91 Nevada-Las Vegas	Round	Semifinals			
1985	(4th Seed)	L 56-92 San Jose State	Round	Quarterfinals			
1986	(6th Seed)	L 71-74 New Mexico State	Round	Quarterfinals			
1987	(7th Seed)	L 79-87 UC Santa Barbara	Round	Quarterfinals			
1988	(2nd Seed)	W 80-72 San Jose State	Round	Quarterfinals			
		W 73-66 UC Santa Barbara	Round	Semifinals			
		W 86-79 UC Irvine	Round	Championship			
1989	(5th Seed)	L 86-87 Cal State Fullerton (OT)	Round	Quarterfinals			
1990	(5th Seed)	L 68-86 Long Beach State	Round	Quarterfinals			
1991	(4th Seed)	L 76-80 UC Santa Barbara	Round	Quarterfinals			
1992	(5th Seed)	L 69-86 Pacific	Round	Quarterfinals			
1993	(7th Seed)	L 86-104 Nevada-Las Vegas	Round	Quarterfinals			
1994	(2nd Seed)	L 68-78 UC Irvine	Round	Quarterfinals			
1995	(1st Seed)	L 72-76 UC Irvine	Round	Quarterfinals			
1996	(4th Seed)	W 70-65 Nevada	Round	Quarterfinals			
		W 86-73 Long Beach State	Round	Semifinals			
		L 75-76 San Jose State (OT)	Round	Championship			
1997	(2nd Seed East)	W 81-66 UC Santa Barbara	Round	Quarterfinals			
		L 54-71 Pacific	Round	Semifinals			
1998	(1st Seed East)	W 69-61 Long Beach State	Round	Quarterfinals			
		W 65-56 Cal State Fullerton	Round	Semifinals			
		W 78-63 Pacific	Round	Championship			
1999	(4th Seed East)	L 74-75 UC Santa Barbara	Round	Quarterfinals			
2000	(1st Seed East)	W 64-41 Pacific	Round	Quarterfinals			
		W 69-64 Nevada	Round	Semifinals			
		W 71-66 New Mexico State	Round	Championship			
2001	(2nd Seed)	W 74-43 Cal State Fullerton	Round	Quarterfinals			
		W 67-48 Boise State	Round	Semifinals			
		W 50-38 Pacific	Round	Championship			
2002	(1st Seed)	W 61-41 Idaho	Round	Quarterfinals			
		W 69-65 Pacific	Round	Semifinals			
		L 56-60 UC Santa Barbara	Round	Championship			
2003	(3rd Seed)	W 89-83 ot Cal State Fullerton	Round	Quarterfinals			
		W 62-55 UC Irvine	Round	Semifinals			
		W 57-54 Cal Poly	Round	Championship			
2004	(1st Seed)	L 62-63 Cal State Northridge	Round	Semifinals			
2005	(2nd Seed)	W 84-77 Cal State Fullerton	Round	Semifinals			
		W 65-52 Pacific	Round	Championship			

USU'S WAC TOURNAMENT RESULTS

2006	(2nd Seed)	W 76-69 San Jose State	Round	Quarterfinals
		W 68-64 Louisiana Tech	Round	Semifinals
		L 63-70 ot Nevada	Round	Championship
2007	(4th Seed)	W 73-70 Hawai'i	Round	Quarterfinals

	W 79-77 Nevada	Semifinals
	L 70-72 New Mexico State	Championship
2008	(1st Seed)	Round
	W 81-65 San Jose State	Quarterfinals
	L 78-88 Boise State	Semifinals
2009	(1st Seed)	Round
	W 85-68 Fresno State	Quarterfinals
	W 71-70 New Mexico State	Semifinals
	W 72-62 Nevada	Championship
2010	(1st Seed)	Round
	W 84-60 Boise State	Quarterfinals
	W 85-55 Louisiana Tech	Semifinals
	L 63-69 New Mexico State	Championship
2011	(1st Seed)	Round
	W 58-54 San Jose State	Semifinals
	W 77-69 Boise State	Championship
2012	(4th Seed)	Round
	L 70-72 Louisiana Tech	Quarterfinals
2013	(5th Seed)	Round
	L 78-83 UT Arlington	Quarterfinals

USU'S MOUNTAIN WEST TOURNAMENT RESULTS

2014	(8th Seed)	Round
	W 73-69 Colorado State	
	L 39-73 San Diego State	Quarterfinals
2015	(5th Seed)	Round
	L 65-67 Wyoming	Quarterfinals
2016	(9th Seed)	Round
	W 88-70 Wyoming	
	L 65-71 San Diego State	Quarterfinals
2017	(8th Seed)	Round
	W 90-64 San José State	
	L 69-83 Nevada	Quarterfinals
2018	(7th Seed)	Round
	W 76-65 Colorado State	
	W 78-75 Boise State	Quarterfinals
	L 68-83 New Mexico	Semifinals
2019	(2nd Seed)	Round
	W 91-83 New Mexico	Quarterfinals
	W 85-60 Fresno State	Semifinals
	W 64-57 San Diego State	Championship

USU BY ROUND

Overall: 46-32
First Round: 21-20
Semifinal: 15-6
Championship: 9-6

USU VS. THE FIELD

Boise State	4-1	New Mexico State	3-3
Cal Poly	1-0	Nevada	4-2
CS Fullerton	4-1	UNLV	0-2
CS Northridge	0-1	Pacific	5-3
Colorado State	2-0	San Diego State	1-2
Fresno State	3-1	San Jose State	6-4
Hawai'i	1-0	UC Irvine	3-3
Idaho	1-0	UC Santa Barbara	2-4
Long Beach State	2-1	UT Arlington	0-1
Louisiana Tech	2-1	Wyoming	1-1
New Mexico	1-1	Overall	46-32

USU ALL-TOURNAMENT SELECTIONS

1979 — Keith McDonald, Dean Hunger
1981 — Brian Jackson
1988 — Dan Conway, Kevin Nixon
1996 — Antwan Smith, Justin Jones, Silas Mills
1997 — Marcus Saxon
1998 — Marcus Saxon (MVP), Kevin Rice, Donnie Johnson
2000 — Shawn Daniels (Co-MVP), Troy Rolle (Co-MVP)
2001 — Bernard Rock (MVP), Shawn Daniels, Curtis Bobb
2002 — Tony Brown, Desmond Penigar
2003 — Desmond Penigar (MVP), Mark Brown, Cardell Butler
2005 — Jaycee Carroll (MVP), Nate Harris, Spencer Nelson
2006 — Nate Harris
2007 — Jaycee Carroll, Chaz Spicer
2008 — Jaycee Carroll
2009 — Gary Wilkinson (MVP), Jared Quayle, Tai Wesley
2010 — Jared Quayle, Tai Wesley
2011 — Brockeith Pane (MVP), Nate Bendall, Tai Wesley
2019 — Sam Merrill (MVP), Neemias Queta



TOURNAMENT HISTORY



NCAA TOURNAMENT RESULTS

1939 (18-6) • First Round • Western Region

L	39-50	Oklahoma	San Francisco, Calif.
W	51-49	Texas	San Francisco, Calif.

1962 (22-7) • Regional Semifinals • West Region

W	78-73	Arizona State	Corvallis, Ore.
L	62-73	UCLA	Provo, Utah
L	71-75	Pepperdine	Provo, Utah

1963 (20-7) • First Round • West Region

L	75-79 (OT)	Arizona State	Eugene, Ore.
---	------------	---------------	--------------

1964 (21-8) • Regional Semifinals • West Region

W	92-90	Arizona State	Eugene, Ore.
L	58-64	San Francisco	Corvallis, Ore.
L	78-88	Seattle	Corvallis, Ore.

1970 (22-7) • Regional Finals • West Region

W	91-81	Texas-El Paso	Provo, Utah
W	69-68	Santa Clara	Seattle, Wash.
L	79-101	UCLA	Seattle, Wash.

1971 (20-7) • First Round • West Region

L	82-91	Brigham Young	Logan, Utah
---	-------	---------------	-------------

1975 (21-6) • First Round • West Region

L	63-69	Montana	Pullman, Wash.
---	-------	---------	----------------

1979 (19-11) • First Round • West Region

L	67-86	So. California	Los Angeles, Calif.
---	-------	----------------	---------------------

1980 (19-8) • First Round • West Region (11th seed)

L	73-76	Clemson	Ogden, Utah
---	-------	---------	-------------

1983 (20-9) • First Round • Midwest Region (10th seed)

L	59-64	Iowa	Louisville, Ky.
---	-------	------	-----------------

1988 (21-10) • First Round • Midwest Region (10th seed)

L	77-80	Vanderbilt	Lincoln, Neb.
---	-------	------------	---------------

1998 (25-8) • First Round • West Region (12th seed)

L	68-82	Maryland	Sacramento, Calif.
---	-------	----------	--------------------

2000 (28-6) • First Round • South Region (12th seed)

L	67-75	Connecticut	Birmingham, Ala.
---	-------	-------------	------------------

2001 (28-6) • Second Round • East Region (12th seed)

W	77-68 (OT)	Ohio State	Greensboro, N.C.
L	50-75	UCLA	Greensboro, N.C.

2003 (24-9) • First Round • West Region (15th seed)

L	61-64	Kansas	Oklahoma City, Okla.
---	-------	--------	----------------------

2005 (24-8) • First Round • Chicago Region (14th seed)

L	53-66	Arizona	Boise, Idaho
---	-------	---------	--------------

2006 (23-9) • First Round • Washington, D.C. Region (12th seed)

L	61-75	Washington	San Diego, Calif.
---	-------	------------	-------------------

2009 (30-5) • First Round • West Region (11th seed)

L	57-58	Marquette	Boise, Idaho
---	-------	-----------	--------------

2010 (27-8) • First Round • South Region (12th seed)

L	53-69	Texas A&M	Spokane, Wash.
---	-------	-----------	----------------

2011 (30-4) • First Round • Southeast Region (12th seed)

L	68-73	Kansas State	Tucson, Ariz.
---	-------	--------------	---------------

2019 (28-8) • First Round • Midwest Region (8th seed)

L	61-78	Washington	Columbus, Ohio
---	-------	------------	----------------

NIT TOURNAMENT RESULTS

1960 (24-5)

W	73-72 (OT)	Villanova	New York, N.Y.
L	62-68	Providence	New York, N.Y.
W	99-83	St. Bonaventure	New York, N.Y.

1967 (20-6)

L	76-78	Rutgers	New York, N.Y.
---	-------	---------	----------------

1978 (21-7)

L	66-67	at Nebraska	Lincoln, Neb.
---	-------	-------------	---------------

1984 (19-11)

L	92-94	Southwestern Louisiana	Logan, Utah
---	-------	------------------------	-------------

1995 (21-8)

L	87-93 (OT)	Illinois State	Logan, Utah
---	------------	----------------	-------------

2002 (23-8)

L	69-77	Montana State	Logan, Utah
---	-------	---------------	-------------

2004 (25-4)

L	74-85	Hawai'i	Logan, Utah
---	-------	---------	-------------

2007 (23-12)

L	58-68	Michigan	Ann Arbor, Mich.
---	-------	----------	------------------

2008 (24-11)

L	57-61	Illinois State	Normal, Ill.
---	-------	----------------	--------------

CIT TOURNAMENT RESULTS

2012 (21-16)

W	75-69	CS Bakersfield	Logan, Utah
W	76-56	Idaho	Logan, Utah
W	77-69	Loyola Marymount	Logan, Utah
W	105-81	Oakland	Logan, Utah
L	67-70	Mercer	Logan, Utah

NCAA Tournament: 6-23 (21 years)

NIT Tournament: 2-9 (9 years)

CIT Tournament: 4-1 (1 year)

Total Postseason: 12-32 (30 years)



QUICK FACTS

OUTLOOK

AGGIE BIOS

COACHES

OPPONENTS

SEASON REVIEW

RECORDS

UNIVERSITY

POSTSEASON TOURNAMENT RECORDS

INDIVIDUAL


			OPPONENT
Points	38	Wayne Estes	Arizona State (1964)
Rebounds	18	Alan Parrish	Rutgers (3/11/67)
Assists	10	Sam Merrill	San José State (3/8/17)
		Tony Brown	Montana St. (3/12/02)
Turnovers	8	Kevin McDonald	So. Calif. (3/9/79)
Blocks	6	Neemias Queta	New Mexico (3/14/19)
Steals	4	Dion Bailey	Ohio State (3/15/01)
	4	Kevin Nixon	Vanderbilt (3/18/88)
Minutes Played	43	Corwin Woodard	Illinois State (3/16/95)
Field Goal %	1.000 (9-9)	Ron Ence	SW La. (3/14/84)
3 Field Goal %	1.000 (5-5)	Koby McEwen	San José State (3/8/17)
Free Throw %	1.000 (5-5)	Neemias Queta	San Diego State (3/16/19)
	1.000 (4-4)	Sam Merrill	Washington (3/22/19)
	1.000 (3-3)	Sam Merrill	Fresno State (3/15/19)
	1.000 (2-2)	Diogo Brito	New Mexico (3/14/19)
Field Goals Made	14	Marvin Roberts	UCLA (3/14/70)
		Nate Williams	UTEP (3/7/70)
		Wayne Estes	Arizona State (1964)
Field Goals Att.	35	Marvin Roberts	UCLA (3/14/70)
Three-Point FG	7	Sam Merrill	Boise State (3/8/18)
3 Field Goals Att.	13	Corwin Woodard	Illinois State (3/16/95)
Free Throws	13	Preston Medlin	Loyola Marymont (3/21/12)
Free Throws Att.	15	Cornell Green	Villanova (3/12/60)

TEAM

		OPPONENT
Points	105	Oakland (3/28/12)
Rebounds	62	St. Bonaventure (3/19/60)
Fouls	29	BYU (3/13/71)
Assists	26	Oakland (3/28/12)
Turnovers	24	New Mexico (3/14/19)
Blocks	7	New Mexico (3/14/19)
		CS Bakersfield (3/14/12)
Steals	12	Ohio State (3/15/01)
Field Goals	39	St. Bonaventure (3/19/60)
		Southwestern Louisiana (3/14/84)
Field Goals Attempted	91	UCLA (3/14/70)
Three-Point Field Goals	14	Boise State (3/8/18)
3 Field Goals Att.	31	Fresno State (3/15/19)
Free Throws	35	New Mexico (3/14/19)
Free Throws Att.	45	New Mexico (3/14/19)
Field Goal Pct.	.650 (39-60)	Southwestern Louisiana (3/14/84)
3 Field Goal Pct.	.750 (12-16)	Oakland (3/28/12)
Free Throw %	.917 (11-12)	Connecticut (3/17/00)



Ron Ence set the USU tournament record for field goal percentage, making all nine of his attempts against Southwest Louisiana in the 1984 NIT game.



Corwin Woodard established USU tournament records for 3-pointers attempted (13) and minutes played (43) against Illinois State in the 1995 NIT.



Marvin Roberts holds a pair of USU tournament records in field goals made (14) and field goals attempted (35).

UTAH STATE™



RESULTS VS. ALL-TIME OPPONENTS



USU OLDEST RIVALS		
Opponent	First Game	GP
1. BYU	1905-06	235
2. Utah	1908-09	224
3. Montana St.	1913-14	118
4. Colorado St.	1937-38	99
5. Denver	1922-23	91
6. San José St.	1935-36	84
7. Wyoming	1925-26	80
8. Weber St.	1970-71	71
9. Pacific	1951-52	68
10. New Mexico St.	1960-61	66
11. UCSB	1970-71	65
12. UC Irvine	1978-79	62
13. Fresno St.	1963-64	62
14. CS Fullerton	1972-73	57
Nevada	1935-36	59
16. Long Beach St.	1978-79	55
17. Idaho St.	1942-43	52
18. Idaho	1945-46	51
19. Boise St.	1973-74	48
20. Montana	1913-14	42

38TH INFANTRY (1-0)

1929-1930 W 60-9

ADAMS STATE (1-0)

H: 1-0
11/17/15 H W 83-68

AIR FORCE (18-5)

H: 11-0; A: 7-5
1962-1963 A L 65-66
01/10/64 H W 83-73
02/23/70 H W 80-78
01/30/71 A L 72-76
02/17/73 A W 84-58
02/16/74 H W 78-64
01/18/75 A W 81-67
02/14/76 H W 71-63
02/12/77 A W 74-69
01/28/78 H W 80-70
12/21/90 A W 64-63
12/30/00 H W 59-50
01/01/14 A L 72-73
01/17/15 H W 71-59
02/28/15 A W 74-60
01/12/16 H W 79-60
03/01/16 A W 78-65
12/31/16 A L 73-78
02/25/17 H W 89-58
01/24/18 H W 71-49
02/24/18 A L 65-75
01/05/19 H W 79-61
02/16/19 A W 76-62

ALABAMA STATE (1-0)

H: 1-0
12/15/18 H W 86-48

ALBANY (1-0)

H: 1-0
12/29/00 H W 88-43

AMERICAN INSTITUTE (1-0)

1946-1947 W 58-40

AMERICAN (2-0)

H: 1-0; A: 1-0
02/29/64 A W 125-100
01/04/68 H W 94-78

ARIZONA (3-1)

H: 2-0; A: 1-0; N: 0-1
1958-1959 H W 83-57
1961-1962 A W 67-54
12/21/63 H W 64-60
03/17/05 N L 53-66

ARIZONA STATE (8-6)

H: 3-1; A: 5-4; N: 0-1
1961-1962 A W 78-73
1962-1963 A L 75-79
03/10/64 A W 92-90
12/29/64 A W 98-96
01/23/65 A L 93-99
12/13/65 H W 88-81
12/30/65 A W 83-77
02/11/67 A W 90-59
02/10/68 H W 96-80
01/18/69 A L 91-108
01/16/70 H W 112-102
12/29/73 A L 72-76
03/01/77 H L 71-78
11/21/18 N L 82-87

ARKANSAS (1-0)

H: 1-0
12/27/71 H W 95-94*

ARKANSAS-LITTLE ROCK (1-0)

H: 1-0
12/29/05 H W 76-44

ARKANSAS STATE (1-0)

H: 1-0
12/27/02 H W 72-54

ARMOUR CREAMERY (1-0)

1930-1931 W 82-18

ARMSTRONG (1-0)

1942-1943 W 63-43

AUGUSTANA COLLEGE (1-0)

H: 1-0
12/01/71 H W 100-71

AUSTIN PEAY (1-1)

H: 1-0; N: 0-1
11/19/00 N L 76-80*
11/20/07 H W 71-68

BAYLOR (1-0)

1954-1955 W 80-61

BCH (1-0)

1913-1914 W 43-10

BINGHAM (1-0)

1917-1918 W 48-30

BINGHAMTON (1-0)

H: 1-0
12/30/05 H W 81-47

BOISE STATE (33-15)

H: 19-3; A: 10-11; N: 4-1
03/02/74 H W 83-67
12/02/74 A L 87-96
01/13/74 H W 102-87
12/07/76 H W 92-68
01/21/78 A W 80-73
12/09/78 H W 84-75
11/28/89 H W 54-45
12/08/90 A L 77-89
11/26/94 A L 68-81
01/02/95 H W 66-61
01/09/97 A W 73-60*
02/22/97 H W 58-41
01/22/98 H W 70-41
02/21/98 A L 49-57
01/21/99 A W 58-52
02/20/99 H W 63-62
01/27/00 A W 75-68
03/04/00 H W 74-62
01/20/01 H W 82-64
02/24/01 A L 77-78*
03/09/01 N W 67-48
01/12/06 H W 75-69
02/23/06 A W 64-62

01/04/07 A L 66-77
01/18/07 H W 80-79
01/17/08 H W 82-78
03/06/08 A W 88-69
03/14/08 N L 78-88
01/17/09 H W 79-65
02/14/09 A L 56-66
01/16/10 H W 81-59
02/11/10 A W 72-67
03/11/10 N W 84-60
01/13/11 A W 68-59
02/05/11 H W 77-49
03/12/11 N W 77-69
01/18/14 A L 74-78
02/08/14 H W 76-70
01/03/15 A W 62-61
02/03/15 H L 63-68
01/05/16 H L 61-76
02/02/16 A L 67-70
12/28/16 H L 80-83
02/04/17 A L 70-72
01/17/18 A L 67-71
02/10/18 H W 71-65
03/08/18 N W 78-75
02/23/19 A W 78-71*

BOSTON COLLEGE (0-1)

N: 0-1
12/30/64 N L 118-120*

BOWLING GREEN (1-0)

A: 1-0
12/28/70 A W 65-62

BOX ELDER HS (2-0)

1916-1917 W 50-19
1916-1917 W 38-35

BRADLEY (1-2)

H: 1-0; A: 0-1
1946-1947 L 53-72
12/23/63 H W 95-90
12/17/64 A L 69-75

BYU COLLEGE (14-16)

1903-1904 L 4-35
1905-1906 L 9-23
1905-1906 W 10-6
1906-1907 L 4-11
1906-1907 L 14-65
1907-1908 L 7-40
1907-1908 L 11-32
1907-1908 L 18-27
1908-1909 L 18-42
1908-1909 L 13-58
1909-1910 W 26-16
1909-1910 W 29-21
1910-1911 W 45-25
1911-1912 L 13-24
1911-1912 L 14-35
1912-1913 W 35-30
1913-1914 L 17-21
1913-1914 W 39-29
1914-1915 L 26-38
1914-1915 W 28-4
1915-1916 L 20-23
1915-1916 W 21-18
1916-1917 W 35-20
1916-1917 L 25-28
1917-1918 W 36-16
1917-1918 W 29-21
1918-1919 W 50-20
1918-1919 W 48-23
1919-1920 W 74-29
1920-1921 L 23-25

BRIGHAM YOUNG (92-143)

H: 58-55; A: 34-85; N: 0-3
02/23/06 H L 14-21
03/03/06 A L 11-19
02/16/07 A L 11-44
03/01/07 H L 12-23

01/18/08 H L 16-29
02/02/08 A L 19-43
02/06/09 A L 11-37
02/26/09 H L 13-37
01/15/10 H L 20-46
02/18/10 A L 31-47
02/04/11 H L 19-29
02/18/11 A L 21-37
02/03/12 A L 17-36
02/09/12 H L 16-37
02/15/13 H L 23-33
03/01/13 A W 29-20
02/21/14 A L 21-41
03/06/14 H L 19-38
02/13/15 A L 21-29
02/26/15 H L 23-31
02/12/16 A L 17-42
02/26/16 H W 37-23
02/17/17 A L 22-43
03/08/17 H L 27-34
03/01/19 A W 26-23
01/31/20 H W 55-27
02/05/21 H W 45-43
02/26/21 A L 28-30
02/11/22 A L 22-39
03/03/22 H W 36-34
02/02/23 H W 55-19
02/03/23 H W 36-30*
02/23/23 A W 23-22
02/24/23 A L 26-37
02/08/24 A W 43-36
02/09/24 A L 21-38
02/22/24 H L 27-30
02/23/24 H L 25-32
01/23/25 H L 26-29
01/24/25 H W 42-22
02/13/25 A L 36-48
02/14/25 A L 23-24
01/29/26 A W 49-31
01/30/26 A L 32-35
02/26/26 A L 43-52
02/27/26 A W 36-34
01/21/27 H W 50-48
01/22/27 H W 62-34
03/04/27 A W 44-38
03/05/27 A W 42-35
02/01/28 A W 52-41
02/01/28 A W 48-42
02/10/28 H L 34-49
02/11/28 H W 39-31
02/01/29 H L 45-53
02/02/29 H L 34-46
03/01/29 A L 45-49
03/02/29 A W 52-50
01/17/30 A W 39-37
01/18/30 A L 37-53
02/14/30 H L 36-49
02/15/30 H W 55-41
01/30/31 H W 61-59
01/31/31 H L 39-45
02/20/31 A L 51-61
02/21/31 A L 40-53
01/22/32 A W 47-45*
01/23/32 A L 37-40
02/26/32 H L 32-39
02/27/32 H L 50-63
01/27/33 H W 40-33
01/28/33 H L 44-59
02/24/33 A L 30-37
02/25/33 A L 36-48
01/12/34 A L 34-57
01/13/34 A L 35-42
02/16/34 H L 37-48
02/17/34 H W 43-35
01/25/35 H L 38-39
01/26/35 H W 41-27
02/08/35 A W 48-47*
02/09/35 A L 39-40
02/07/36 A W 36-35
02/08/36 A W 37-33
02/21/36 H L 32-39
02/22/36 H W 51-41

01/15/37 A W 40-31
01/16/37 A L 35-49
02/12/37 H L 45-55
02/13/37 H W 47-38
01/21/38 H W 60-53
02/25/38 A L 50-58
01/07/39 A W 54-46
03/04/39 H W 53-38
02/10/40 H W 55-35
02/17/40 A L 43-49
01/10/41 A L 34-66
03/08/41 H W 48-47
01/10/42 H L 24-54
02/21/42 A L 52-57
01/15/43 H W 43-38
01/16/43 H L 41-58
02/19/43 A L 38-44
02/20/43 A L 59-63
02/03/45 A L 41-50
03/07/45 H L 37-64
01/12/46 H L 41-47
02/23/46 A L 48-64
02/22/47 A L 40-62
03/04/47 H W 52-49
01/31/48 H L 47-66
02/28/48 A W 68-65
01/21/49 A L 51-60
01/22/49 A L 46-64
02/11/49 H W 58-54
02/12/49 H L 54-67
01/21/50 A L 41-71
01/23/50 H L 47-48
02/24/50 H L 46-60
02/25/50 A L 35-63
01/12/51 H L 59-72
01/13/51 H W 72-68
02/02/51 A L 57-83
02/03/51 A L 42-51
02/01/52 H W 57-40
02/15/52 A L 67-69
01/03/53 H L 66-72
01/31/53 A L 60-77
01/14/54 H W 73-68
01/23/54 A L 63-75
01/15/55 A W 62-58
02/17/55 H W 76-71
01/28/56 H W 63-56
02/09/56 A L 62-92
01/18/57 H W 76-75
01/25/57 A L 76-93
01/31/58 H L 55-67
02/15/58 A L 66-69
01/30/59 A L 54-77
02/14/59 H W 74-67
01/29/60 H W 84-53
02/13/60 A W 75-64
01/27/61 A L 57-75
02/11/61 H W 94-73
01/26/62 H W 88-69
02/10/62 A W 80-70
01/05/63 H W 69-58
01/26/63 A W 70-67
01/25/64 H W 105-90
01/31/64 A W 90-73
01/09/65 H L 90-99
02/06/65 A L 80-89
01/22/66 A L 81-115
02/11/66 H L 88-96
01/06/67 A L 66-92
02/04/67 H W 113-88
01/06/68 A L 98-104
02/01/68 H L 103-118
01/11/69 H W 91-84
01/30/69 A L 82-113
01/15/70 H W 97-94
04/04/70 A W 86-73
12/19/70 A L 83-111
01/23/71 H W 72-70
03/13/71 A L 82-91
12/22/71 H L 84-87
01/22/72 A L 82-101
12/16/72 A L 80-88

QUICK FACTS

OUTLOOK

AGGIE BIOS

COACHES

OPPONENTS

SEASON REVIEW

RECORDS

UNIVERSITY



RESULTS VS. ALL-TIME OPPONENTS



QUICK FACTS				OUTLOOK				AGGIE BIOS				COACHES				OPPONENTS				SEASON REVIEW				RECORDS				UNIVERSITY			
BRIGHAM YOUNG (92-143) - cont.																															
01/20/73				H				L				69-79																			
12/22/73				A				W				87-86																			
01/19/74				H				W				93-86																			
12/28/74				A				W				83-79																			
02/01/75				H				W				92-84																			
12/17/75				H				W				87-76																			
01/10/76				A				W				75-73																			
12/04/76				H				W				95-93*																			
01/08/77				A				L				77-85																			
12/21/77				H				W				91-89																			
01/07/78				A				L				84-85**																			
12/06/78				A				L				80-99																			
01/06/79				H				W				84-68																			
12/22/79				H				L				84-89																			
01/12/80				A				L				83-84																			
12/06/80				H				L				79-82																			
12/27/80				A				L				89-104																			
12/08/81				H				L				43-51																			
12/26/81				A				W				79-74																			
11/30/82				A				W				75-69																			
12/14/82				H				W				80-68																			
11/26/83				H				W				90-78																			
12/09/83				A				W				83-81																			
12/04/84				A				W				97-93																			
12/11/84				H				W				92-91*																			
12/03/85				H				W				82-80																			
12/10/85				A				W				88-76																			
12/03/86				A				L				86-100																			
12/16/86				H				L				93-97																			
12/01/87				H				L				92-96																			
12/19/87				A				L				112-121*																			
12/17/88				A				L				85-96																			
12/21/88				H				L				72-74																			
11/30/89				H				L				65-71																			
12/12/89				A				L				68-69																			
11/24/90				A				L				94-98																			
12/01/90				H				L				58-63																			
11/26/91				H				L				66-82																			
12/13/91				A				L				77-93																			
12/04/92				H				L				83-93																			
12/18/92				A				L				65-89																			
12/14/93				A				L				65-78																			
12/01/94				H				W				83-59																			
12/05/95				A				L				52-76																			
12/10/96				A				L				61-64																			
11/29/97				H				W				72-69																			
01/02/99				A				L				59-61																			
01/08/00				H				L				73-82																			
12/16/00				A				L				67-69																			
12/01/01				H				W				90-81*																			
12/14/02				A				L				56-66																			
12/23/03				H				W				76-74																			
12/01/04				H				W				71-57																			
12/18/04				A				W				84-62																			
12/22/05				H				W				91-80																			
12/16/06				A				L				62-75																			
12/06/08				N				L				63-68																			
12/02/09				H				W				71-61																			
11/17/10				A				L				72-78																			
11/11/11				H				W				69-62																			
02/19/13				A				L				68-70																			
11/30/13				N				L				74-85																			
12/02/14				H				L				81-91																			
12/09/15				A				L				68-80																			
11/30/16				N				L				63-77																			
12/02/17				H				L				66-75																			
12/05/18				A				L				80-95																			
BYU-HAWAII (2-0)																															
H: 2-0																															
12/06/89				H				W				85-70																			
12/21/91				H				W				78-74																			
BYU-IDAHO (2-0)																															
1918-1919								W				58-23																			
1942-1943								W				74-53																			
BUTLER (2-0)																															
H: 1-0; A: 1-0																															
1962-1963				A				W				80-74																			
12/04/64				H				W				88-84																			
CACHE ALL-STARS (4-0)																															
1912-1913								W				75-22																			
1936-1937								W				32-30																			
1937-1938								W				73-57																			
1942-1943								W				85-53																			
CACHE COACHES (1-0)																															
1944-1945								W				50-38																			
CAL POLY (16-2)																															
H: 9-0; A: 6-2; N: 1-0																															
02/21/95				H				W				106-53																			
01/30/97				H				W				85-74																			
01/15/98				A				W				91-88*																			
01/14/99				H				W				97-73																			
01/22/00				A				W				74-62																			
01/04/01				A				W				82-69																			
03/03/01				H				W				82-55																			
01/03/02				A				L				58-61																			
02/02/02				H				W				85-53																			
01/09/03				H				W				81-67																			
02/08/03				A				W				64-63																			
03/15/03				N				W				57-54																			
01/10/04				A				W				69-63																			
02/05/04				H				W				57-43																			
01/08/05				H				W				76-65																			
02/03/05				A				W				81-57																			
11/15/07				A				L				69-83																			
11/29/08				H				W				97-57																			
CSU BAKERSFIELD (8-0)																															
H: 6-0; A: 2-0																															
01/04/77				H				W				110-89																			
12/30/06				H				W				65-49																			
12/08/07				A				W				88-66																			
02/18/09				H				W				78-57																			
12/16/09				A				W				68-51																			
12/11/10				H				W				77-58																			
03/14/12				H				W				75-69																			
12/18/14				H				W				57-56																			
CS FULLERTON (40-17)																															
H: 25-2; A: 12-14; N: 3-1																															
12/23/72				H				W				115-60																			
02/01/79				H				W				85-70																			
02/10/79				A				W				66-64																			
01/31/80				H				L				88-96																			
02/09/80				A				W				69-67																			
01/24/81				A				W				68-67																			
02/19/81				H				W				77-73																			
02/06/82				H				L				68-72																			
02/13/82				A				L				63-66																			
02/17/83				H				W				67-59																			
02/26/83				A				L				71-75																			
01/05/84				A				L				65-82																			
02/04/84				H				W				71-66																			
01/12/85				A				L				72-73																			
02/14/85				H				W				73-63																			
01/09/86				H				W				82-76*																			
02/13/86				A				W				74-68																			
01/22/87				H				W				96-95*																			
02/19/87				A				L				71-94																			
01/21/88				H				W				75-72																			
02/20/88				A				L				77-80																			
01/21/89				A				L				87-96																			
02/16/89				H				W				90-80																			
03/09/89				N				L				86-87																			
01/06/90				H				W				83-82*																			
02/03/90				A				L				77-88																			
01/07/91				A				L				91-93																			
01/31/91				H				W				74-63																			
01/11/92				H				W				89-72																			
02/06/92				A				L				99-111*																			
01/09/93				A				L				71-91																			
02/04/93				H				W				86-61																			
01/15/94				H				W				59-50																			
02/12/94				A				W				59-52																			
01/14/95				A				W				84-73																			
02/11/95				H				W				103-71																			
01/25/96				H				W				73-49																			
02/24/96				A				W				66-53																			
01/23/97				A				W				91-80																			
02/07/98																															
H																															
W																															
69-44																															
03/07/98																															
N																															
W																															
65-56																															
02/04/99																															
A																															
L																															
78-88																															
01/13/00																															
H																															
W																															
82-70																															
02/02/01																															
A																															
W																															
76-52																															
02/10/01																															
H																															
W																															
58-46																															
03/08/01																															
N																															
W																															
74-43																															
01/19/02																															
A																															
L																															
51-65																															
02/14/02																															
H																															
W																															
60-45																															
01/25/03																															
H																															



RESULTS VS. ALL-TIME OPPONENTS



CREIGHTON (2-2)

H: 2-0; A: 0-2

1962-1963	H	W	69-68
12/14/64	A	L	91-96*
02/28/66	A	L	79-86
01/14/67	H	W	124-96

DAYTON (0-1)

A: 0-1

1957-1958	A	L	47-66
-----------	---	---	-------

DEAF AND BLIND (1-1)

1903-1904	W	24-8
1905-1906	L	19-22

DELAWARE (1-0)

A: 1-0

12/27/69	A	W	80-66
----------	---	---	-------

DENVER (55-38)

H: 19-5; A: 13-10

1922-1923	W	67-36
1922-1923	W	59-37
1937-1938	W	75-48
1937-1938	W	48-46
1938-1939	W	64-47
1938-1939	W	54-39
1939-1940	W	36-27
1939-1940	L	46-56
1940-1941	L	44-45
1940-1941	L	34-43
1941-1942	W	34-18
1941-1942	L	39-54
1944-1945	W	80-53
1944-1945	W	72-53
1945-1946	L	37-45
1945-1946	W	62-35
1946-1947	W	45-44
1946-1947	L	39-44
1947-1948	L	51-59
1947-1948	L	54-71
1948-1949	L	50-52
1948-1949	W	57-48
1948-1949	L	57-59
1948-1949	L	54-83
1949-1950	L	39-60
1949-1950	L	51-56
1949-1950	W	59-47
1949-1950	W	52-44
1949-1950	L	50-53
1950-1951	L	48-63
1950-1951	L	63-65
1950-1951	L	51-56
1950-1951	W	66-60
1950-1951	L	73-80
1951-1952	L	46-62
1951-1952	W	82-60
1952-1953	W	83-73
1952-1953	W	69-62
1953-1954	L	60-65
1953-1954	W	67-55
1954-1955	W	65-64
1954-1955	L	73-77
1955-1956	W	76-74
1955-1956	L	80-110
1956-1957	L	66-69
1956-1957	W	64-60
1957-1958	H	72-68
1957-1958	A	68-74
1958-1959	A	68-80
1958-1959	H	88-71
1959-1960	H	99-69
1959-1960	A	76-71
1960-1961	A	61-67
1960-1961	H	72-77
1961-1962	H	83-79
1961-1962	A	82-64
1962-1963	H	88-62
1962-1963	A	74-70
02/03/64	H	75-56
02/17/64	A	74-72
02/08/65	H	91-62

02/08/65	A	W	67-66
01/13/66	H	L	72-79
02/26/66	A	L	81-100
02/06/67	H	W	97-83
02/09/67	A	W	82-81
01/18/68	A	L	80-100
02/24/68	H	W	98-96
12/11/68	A	W	81-79
01/16/69	H	W	102-87
02/22/69	H	W	94-78
02/14/70	H	W	104-77
02/19/70	A	L	73-78
01/09/71	H	W	82-73
02/15/71	A	L	74-96
02/12/72	H	W	97-74
03/02/72	A	L	85-94
02/03/73	A	W	91-84
02/10/73	H	L	83-95
01/28/74	H	W	88-87
02/23/74	A	L	92-98
01/25/75	A	W	114-89
02/08/75	H	W	87-81
01/29/76	H	W	100-90
02/19/76	A	W	94-93*
01/20/77	H	W	94-81
02/22/77	A	W	88-77
02/03/78	H	W	86-66
02/18/78	A	W	82-72
12/01/10	A	W	61-53
11/30/11	H	L	67-54
01/19/13	A	L	57-68
02/14/13	H	L	60-63

DENVER ATHLETIC CLUB (2-0)

1933-1934	W	57-51
1934-1935	W	59-55

DEPAUL (1-0)

A: 1-0

12/15/73	A	W	102-93
----------	---	---	--------

DESERET NEWS (1-0)

1930-1931	W	87-42
-----------	---	-------

DETROIT (1-1)

A: 1-1

1960-1961	A	L	68-70
12/28/88	A	W	80-50

DOANE COLLEGE (1-0)

H: 1-0

11/30/73	H	W	93-69
----------	---	---	-------

DRAKE (2-1)

A: 1-1; N: 1-0

1959-1960	A	L	73-83
11/30/02	A	W	73-61
11/18/06	N	W	92-74

DUKE (0-1)

A: 0-1

11/29/15	A	L	52-85
----------	---	---	-------

DUQUESNE (0-1)

1947-1948	L	43-65
-----------	---	-------

EAST CENTRAL OKLAHOMA (1-0)

H: 1-0

01/08/81	H	W	107-63
----------	---	---	--------

EAST HIGH SCHOOL (1-0)

1916-1917	W	30-19
-----------	---	-------

EASTERN KENTUCKY (0-1)

A: 0-1

12/30/75	A	L	69-76
----------	---	---	-------

EASTERN OREGON (2-0)

H: 1-0

1941-1942	W	56-42	
12/28/18	H	W	84-57

EASTERN WASHINGTON (2-2)

1952-1953	L	69-71
1953-1954	W	98-47
1955-1956	L	62-85
1956-1957	W	68-55

ECKER STUDIO COLLEGE (2-3)

1937-1938	L	55-59
1937-1938	W	63-45
1937-1938	L	56-59
1937-1938	L	57-62
1938-1939	W	61-35

EMPORIA STATE (0-1)

1948-1949	L	63-73
-----------	---	-------

EVANSVILLE (2-0)

H: 1-0; A: 1-0

12/11/67	H	W	116-88
01/01/72	A	W	90-89

FACULTY (0-1)

1916-1917	L	14-52
-----------	---	-------

FARLEIGH DICKINSON (1-0)

H: 1-0

01/03/78	H	W	79-44
----------	---	---	-------

FIELDING HS (IDAHO) (1-0)

1910-1911	W	44-11
-----------	---	-------

FLORIDA (0-1)

N: 0-1

11/22/99	N	L	58-60
----------	---	---	-------

FLORIDA STATE (0-1)

A: 0-1

11/19/97	A	L	55-66
----------	---	---	-------

FORDHAM (1-0)

A: 1-0

12/22/86	A	W	93-88*
----------	---	---	--------

FORT DOUGLAS (3-0)

1903-1904	W	18-9
1942-1943	W	83-24
1944-1945	W	64-40

FORT LEWIS (1-0)

H: 1-0

11/21/03	H	W	86-54
----------	---	---	-------

FRESNO PACIFIC (1-0)

H: 1-0

12/30/97	H	W	69-51
----------	---	---	-------

FRESNO STATE (37-25)

H: 24-8; A: 10-16; N: 3-1

12/02/63	H	W	102-71
12/16/66	H	W	76-64
12/21/70	H	W	92-69
12/19/74	A	L	77-79
12/01/77	H	W	60-50
01/09/79	H	W	56-49
01/14/79	A	W	64-62
03/02/79	N	W	81-74
01/10/80	H	W	78-65
01/15/81	H	L	62-79
02/28/81	A	L	58-82
03/06/81	N	L	57-71
01/16/82	A	L	50-71
02/27/82	H	L	61-73
01/20/83	A	L	62-66
02/03/83	H	W	65-57
01/30/84	H	W	60-58
02/25/84	A	L	62-83
01/23/85	H	L	75-76
02/21/85	A	L	58-76
01/23/86	A	L	64-70
02/20/86	H	W	78-66
01/15/87	A	L	68-70
02/21/87	H	W	68-65
01/04/88	A	W	90-68

03/03/88	H	W	82-69
01/03/89	H	L	72-76
03/04/89	A	L	59-69
01/20/90	A	W	68-65
01/19/90	H	W	89-83
01/19/91	H	W	91-69
02/14/91	A	L	86-107
01/04/92	A	W	88-83
03/07/92	H	W	70-62
12/10/98	A	L	77-82
01/04/99	H	W	83-66
01/07/06	A	L	96-99**
03/02/06	H	W	87-77
01/06/07	A	L	70-79
03/03/07	H	L	66-71
02/07/08	A	W	77-72
03/03/08	H	W	79-66
01/25/09	H	W	65-61
01/31/09	A	W	83-77*
03/12/09	N	W	85-68
01/21/10	A	W	69-43
03/01/10	H	W	76-39
01/15/11	A	W	52-39
02/12/11	H	W	71-55
01/05/12	H	W	72-53
02/04/12	A	L	54-60
02/22/14	H	L	76-79
01/07/15	A	L	52-61
02/21/15	H	W	85-79
02/20/16	A	L	68-75
03/05/16	H	L	85-86
01/28/17	H	W	78-65
01/03/18	H	W	81-79*
01/27/18	A	W	65-62
01/09/19	H	L	77-78
02/05/19	A	W	82-81
03/15/19	N	W	85-60

GEORGE WASHINGTON (0-1)

A: 0-1

12/09/89	A	L	76-83
----------	---	---	-------

GEORGETOWN (0-1)

AWAY: 0-1

12/04/10	A	L	51-68
----------	---	---	-------

GEORGIA (0-1)

AWAY: 0-1

12/18/85	A	L	74-99
----------	---	---	-------

GEORGIA SOUTHERN (1-0)

N: 1-0

11/18/04	N	W	71-61
----------	---	---	-------

GEORGIA TECH (1-0)

A: 1-0

1960-1961	A	W	67-62
-----------	---	---	-------

GILA COLLEGE (1-0)

1931-1932	W	52-33
-----------	---	-------

GONZAGA (4-2)

H: 1-0; A: 0-1

1952-1953		L	72-83
1952-1953		W	83-64
1952-1953		W	67-65
1955-1956		W	92-91
12/10/70	H	W	80-74
11/18/17	A	L	66-79

GRAMBLING STATE (1-0)

H: 1-0

12/05/86	H	W	100-80
----------	---	---	--------

HAMLIN (0-1)

1950-1951	L	64-82
-----------	---	-------

HANCOCK OIL (0-1)

1932-1933	L	36-44
-----------	---	-------

HARTFORD (1-0)

H: 1-0

11/09/18	H	W	100-73
----------	---	---	--------



RESULTS VS. ALL-TIME OPPONENTS



QUICK FACTS	IDAHO (37-14) - cont.			11/28/01			1950-1951			LOGAN COACHES (1-0)			LOS ANGELES ATHLETIC CLUB (1-3)			
	H	W		H	W		A	L		W		W		W		
OUTLOOK	01/27/01	W	71-57	12/29/01	W	74-56	12/02/67	L	55-84	1920-1921	37-15	1924-1925		43-12		
	01/26/02	A	57-46	12/28/02	W	66-59	12/20/68	L	61-67			1924-1925	L	27-32		
	02/23/02	H	65-56	12/13/03	A	73-62	03/20/03	N	61-64	LOGAN ELKS (2-0)		1930-1931	L	27-42		
	03/07/02	N	61-41	12/01/06	H	83-46				1934-1935	W	40-19	1931-1932	L	26-31	
	02/01/03	A	60-56	12/20/08	A	67-57	KANSAS STATE (0-5)			1934-1935	W	48-30				
	03/01/03	H	51-52	11/24/09	H	77-44	H: 0-1; A: 0-1; N: 0-1						LOUISIANA-LAFAYETTE (0-1)			
	01/03/04	H	69-56	12/21/10	H	71-48	1949-1950	L	45-70	LOGAN MARINES (1-0)			H: 0-1			
	03/05/04	A	64-60	11/26/11	A	75-62	1950-1951	L	56-66	1942-1943	W	57-38	03/14/84	H	L	92-94
	12/23/04	A	62-69	11/10/12	H	56-48	12/31/87	H	69-81							
	03/04/05	H	65-43	12/19/14	H	69-56	11/30/88	A	67-86	LONG BEACH ATHLETIC CLUB (0-2)			LOUISIANA-MONROE (1-0)			
	01/14/06	H	83-58	12/22/15	H	69-58	03/17/11	N	68-73	1931-1932	L	23-40	H: 1-0			
	02/15/06	A	80-42	11/19/16	H	85-51				1931-1932	L	29-32	01/06/75	H	W	87-85
	01/15/07	H	74-56				KEARNS (0-1)									
	02/10/07	A	75-66	ILLINOIS (0-2)			1944-1945	L	48-50	LONG BEACH STATE (33-22)			LOUISIANA TECH (14-5)			
	01/19/08	H	79-64	A: 0-1						H: 21-4; A: 10-17; N: 2-1			H: 7-1; A: 5-3; N: 2-1			
03/08/08	A	78-58	1953-1954	L	61-88	KENT STATE (3-0)			01/18/79	H	95-84	01/18/06	H	W	64-55	
01/05/09	H	70-61	12/07/85	A	L	64-115	H: 3-0		02/15/79	A	88-92*	02/04/06	A	W	63-62	
02/12/09	A	62-53					1960-1961	H	W	01/19/80	A	100-92*	03/10/06	N	W	68-64
01/23/10	A	60-48	ILLINOIS STATE (4-3)				12/18/71	H	W	02/14/80	H	96-90	01/13/07	H	W	69-49
02/03/10	H	80-62	H: 2-0; A: 2-3				12/22/11	H	W	02/05/81	A	78-79	02/24/07	A	L	71-84
02/09/11	A	56-54	12/16/83	A	L	74-80				02/14/81	H	105-91	01/24/08	A	W	71-61
02/26/11	H	84-68	03/16/95	A	L	87-93*	KENTUCKY (0-1)			01/21/82	H	90-82	02/28/08	H	W	86-59
01/21/12	A	54-57	11/23/02	A	W	68-53	A: 0-1			02/19/82	A	54-73	01/08/09	A	W	50-37
02/24/12	H	67-50	11/29/03	H	W	89-84	1957-1958	A	L	01/27/83	A	77-74	02/07/09	H	W	60-52
03/17/12	H	76-56	03/19/08	A	L	57-61	KENTUCKY WESLEYAN (1-1)			03/05/83	H	81-76	01/04/10	A	L	60-82
01/05/13	H	82-75	02/23/13	H	W	80-71	A: 1-0			01/21/84	A	94-69	02/17/10	H	W	67-61
01/31/13	A	77-67	11/16/14	A	W	60-55	1955-1956	L	73-84	02/16/84	H	80-70	03/12/10	N	W	85-55
							1958-1959	A	W	02/06/85	H	86-59	01/20/11	H	W	74-57
										02/28/85	H	105-95	03/05/11	A	W	72-30
										02/06/86	H	119-95	1/14/12	A	W	69-65
										02/27/86	A	92-98*	2/9/12	H	W	77-63
										01/05/87	H	91-94*	3/8/12	N	L	72-70
										01/29/87	A	66-93	1/26/13	H	L	48-51
										01/07/88	H	86-81	2/28/13	A	L	61-84
										02/06/88	A	W				
										01/10/89	A	L				
										02/02/89	A	W				
										01/25/90	H	L				
										02/24/90	A	L				
										03/09/90	N	L				
										01/24/91	A	L				
										02/23/91	H	W				
										01/18/92	A	L				
										02/13/92	H	W				
										01/16/93	H	L				
										02/11/93	A	L				
										01/08/93	A	L				
										02/17/94	H	W				
										01/19/95	H	W				
										02/04/95	A	L				
										01/18/96	A	L				
										02/17/96	H	L				
										03/09/96	N	W				
										02/08/97	A	L				
										01/10/98	H	W				
										03/06/98	N	W				
										01/09/99	A	L				
										02/12/00	A	W				
										01/11/01	H	W				
										02/17/01	A	L				
										01/12/02	H	W				
										02/07/02	A	W				
										01/18/03	A	W				
										02/15/03	H	W				
										01/31/04	H	W				
										02/26/04	A	W				
										01/29/05	A	W				
										02/24/05	H	W				
										12/18/09	A	L				
										12/07/10	H	W				
										LONG ISLAND (2-1)						
										H: 2-0						
										1946-1947	L	38-56				
										01/25/71	H	W				
										12/20/97	H	W				
										LORAS COLLEGE (0-1)						
										1947-1948	L	48-55				



RESULTS VS. ALL-TIME OPPONENTS



MICHIGAN STATE (2-0)

H: 1-0; A: 1-0

1962-1963	H	W	102-87
12/19/80	A	W	74-70

MIDDLE TENNESSEE (1-1)

H: 1-0; A: 0-1

11/21/05	A	L	59-60
12/05/05	H	W	79-61

MIDWESTERN STATE (2-0)

H: 2-0

12/03/77	H	W	95-55
11/26/82	H	W	99-77

MINNESOTA (3-1)

H: 1-0; A: 2-1

12/19/64	A	L	69-88
12/23/65	H	W	97-72
12/29/67	A	W	73-65
11/17/97	A	W	75-64

MINT CAFÉ (1-0)

1938-1939	W	50-22
-----------	---	-------

MISSISSIPPI STATE (1-2)

H: 1-0; A: 0-2

12/31/11	A	L	64-66
11/23/13	H	W	87-68
11/22/14	A	L	63-71

MISSISSIPPI VALLEY STATE (3-0)

H: 3-0

12/28/95	H	W	80-63
11/15/17	H	W	83-47
11/13/18	H	W	94-59

MISSOURI (1-1)

H: 1-0; A: 0-1

12/23/67	H	W	87-81
12/02/68	A	L	87-97

MISSOURI STATE (1-0)

A: 1-0

12/01/15	A	W	69-68
----------	---	---	-------

MONTANA (28-14)

H: 8-1; A: 5-5

1913-1914	W	74-31
1938-1939	W	45-36
1938-1939	W	44-32
1942-1943	L	44-48
1942-1943	L	43-44
1945-1946	W	37-36
1947-1948	W	63-58
1947-1948	L	64-68
1947-1948	L	65-78
1948-1949	W	75-67
1950-1951	W	67-59
1951-1952	L	72-74
1951-1952	W	72-68
1952-1953	W	87-78
1952-1953	L	61-76
1953-1954	W	70-66
1953-1954	W	85-56
1954-1955	W	86-61
1954-1955	W	79-70
1955-1956	L	60-62
1955-1956	W	73-67
1956-1957	W	80-79
1956-1957	L	67-78
1957-1958	A L	47-59
1957-1958	H L	75-77
1958-1959	H W	75-59
1958-1959	A W	81-79
1959-1960	A W	89-63
1959-1960	H W	89-63
1960-1961	H W	58-57
1960-1961	A L	58-66
1961-1962	A W	62-57
1961-1962	H W	66-62
1962-1963	A W	84-58

1962-1963	H	W	85-67
01/18/64	A	W	98-70
02/24/64	H	W	103-81
03/15/75	A	L	63-69
11/28/75	H	W	66-62
02/08/77	A	L	67-73
02/27/78	H	W	89-68
12/03/81	A	L	46-61

MONTANA MINES (4-0)

1921-1922	W	36-17
1923-1924	W	26-17
1923-1924	W	29-11
1929-1930	W	38-22

MONTANA STATE (78-40)

H: 13-3; A: 9-4

1913-1914	W	59-33
1917-1918	W	43-11
1917-1918	W	37-9
1918-1919	W	29-17
1918-1919	W	50-11
1920-1921	W	58-24
1920-1921	W	35-14
1921-1922	W	47-24
1921-1922	W	49-33
1922-1923	W	42-27
1922-1923	W	40-30
1923-1924	W	24-21
1923-1924	L	12-19
1924-1925	W	38-37
1924-1925	L	23-27
1925-1926	W	35-30
1925-1926	W	40-23
1925-1926	W	61-44
1925-1926	L	26-38
1926-1927	L	29-35
1926-1927	L	24-40
1926-1927	W	40-34
1926-1927	L	42-44
1927-1928	L	39-57
1927-1928	W	47-44
1927-1928	L	42-55
1927-1928	L	35-39
1928-1929	L	38-57
1928-1929	W	47-43
1928-1929	L	29-53
1928-1929	L	25-69
1929-1930	L	44-53
1929-1930	L	37-62
1929-1930	W	41-34
1929-1930	W	48-40
1929-1930	W	40-35
1929-1930	L	40-43
1929-1930	W	37-29
1930-1931	W	33-29
1930-1931	W	31-29
1930-1931	W	50-49
1930-1931	W	45-31
1931-1932	W	48-26
1931-1932	L	20-29
1931-1932	L	31-33
1931-1932	L	26-37
1932-1933	W	42-33
1932-1933	L	42-57
1932-1933	W	50-19
1933-1934	W	39-33
1933-1934	W	42-34
1933-1934	W	31-29
1933-1934	W	34-26
1934-1935	W	50-31
1934-1935	W	46-40
1934-1935	W	57-41
1934-1935	L	56-60
1935-1936	L	33-37
1935-1936	W	37-34
1935-1936	W	74-37
1935-1936	W	58-42
1936-1937	L	35-40
1936-1937	W	42-41
1936-1937	L	35-40
1936-1937	L	42-54

1942-1943		W	47-38
1942-1943		L	39-42
1944-1945		L	40-41
1944-1945		W	68-30
1946-1947		W	54-50
1947-1948		L	58-66
1947-1948		L	50-57
1947-1948		W	42-36
1948-1949		W	64-37
1949-1950		W	65-56
1949-1950		W	64-54
1950-1951		W	70-62
1951-1952		L	60-79
1951-1952		L	53-57
1952-1953		W	76-74
1952-1953		W	66-60
1953-1954		L	60-70
1953-1954		W	77-66
1954-1955		W	78-61
1954-1955		W	78-74
1955-1956		W	64-59
1955-1956		L	81-85
1956-1957		L	83-100
1956-1957		W	78-73
1957-1958	H	L	66-75
1957-1958	H	W	82-70
1962-1963	H	W	79-72
1962-1963	H	W	85-66
02/07/64	A	W	77-73*
02/08/64	A	W	88-80
02/25/65	H	W	98-71
03/04/65	A	L	69-71
12/01/65	H	W	102-68
02/05/66	A	W	91-72
12/03/66	H	W	89-78
03/02/67	A	W	84-83
12/06/67	H	W	88-80
01/29/68	A	W	95-87
12/14/68	H	L	85-90
02/10/69	A	L	76-86
01/11/71	A	W	86-70
02/01/71	H	W	98-68
02/07/72	A	W	87-86
02/21/72	H	W	100-76
03/04/75	H	W	95-69
01/16/76	A	L	69-74
02/06/78	H	W	93-77
12/05/81	A	L	51-55
11/17/01	A	W	66-51
12/04/01	H	W	60-55
03/13/02	H	L	69-77
11/13/17	H	W	81-73
11/06/18	A	W	101-71

MSU NORTHERN (1-0)

H: 1-0

11/14/08	H	W	71-50
----------	---	---	-------

MONTANA TECH (3-0)

H: 3-0

12/02/92	H	W	80-49
12/09/00	H	W	72-29
2/14/12	H	W	70-58

MONTANA-WESTERN (2-0)

H: 2-0

11/12/07	H	W	77-58
02/16/11	H	W	100-66

MOREHEAD STATE (2-0)

H: 2-0

12/15/65	H	W	90-63
12/21/09	H	W	79-72

MT. ST. CHARLES (6-1)

1921-1922	W	38-15
1927-1928	W	43-30
1927-1928	W	47-34
1928-1929	W	60-33
1928-1929	W	41-27
1928-1929	W	37-28
1928-1929	L	34-44

MURRAY STATE (2-0)

A: 2-0

12/06/85	A	W	75-74
12/11/87	A	W	74-57

NEBRASKA (0-2)

A: 0-2

1960-1961	A	L	60-65
03/08/78	A	L	66-67

NEVADA (36-23)

H: 20-5; A: 13-17; N: 1-1

1935-1936	A	W	48-33
1937-1938	H	W	65-37
1938-1939	A	W	43-36
1951-1952	A	L	51-60
1953-1954	A	W	65-63
1953-1954		W	81-65
12/14/64	H	W	101-80
01/26/73	A	W	94-88
01/10/74	H	W	91-75
01/20/78	A	L	65-73
12/10/79	H	W	113-95
01/03/93	A	W	84-61
03/06/93	H	L	87-97
01/29/94	A	L	55-65
03/05/94	H	W	71-59
01/28/95	H	W	73-57
02/25/95	A	L	75-90
01/08/96	A	W	75-71
02/03/96	H	W	72-62
03/08/96	A	W	70-65
01/02/97	H	W	68-59
01/25/97	A	L	59-72
02/05/98	H	W	74-52
02/14/98	A	L	62-73
02/06/99	A	L	70-79
02/13/99	H	W	66-60
02/10/00	H	W	69-54
02/17/00	A	W	62-53
03/10/00	A	W	69-64
01/23/06	A	W	59-53
02/25/06	H	L	57-75
03/11/06	A	L	63-70
01/27/07	A	L	62-79
03/01/07	H	W	79-77
03/09/07	N	W	79-77
02/02/08	H	W	77-63
02/11/08	A	L	80-85
01/29/09	H	W	72-61
02/28/09	A	L	71-84
03/14/09	A	W	72-62
01/13/10	A	W	79-72
02/06/10	H	W	76-65
01/08/11	A	W	81-67
02/02/11	H	W	67-45
01/07/12	H	L	78-71
02/02/12	A	L	52-53
01/11/14	A	L	62-54
02/05/14	H	W	83-75
01/20/15	A	W	70-54
02/10/15	H	W	75-62
01/30/16	H	L	84-89
02/24/16	A	L	68-73
02/01/17	H	W	74-57
02/18/17	A	L	66-77
03/09/17	N	L	69-83
01/13/18	A	L	57-83
02/17/18	H	L	87-93
01/02/19	A	L	49-72
03/02/19	H	W	81-76

NEW HAMPSHIRE (1-0)

N: 1-0

11/25/17	N	W	77-63
----------	---	---	-------

NJIT (1-0)

H: 1-0

11/14/16	H	W	93-84
----------	---	---	-------

NEW MEXICO (26-11)

H: 15-2; A: 10-8; N: 1-1

02/02/52	H	W	68-51
02/07/52	A	W	62-58
02/07/53	H	W	76-70
02/21/53	A	L	91-99
02/06/54	A	L	74-97
02/20/54	H	W	65-55
02/03/55	H	W	89-63
02/26/55	A	W	79-68
02/04/56	H	W	75-62
03/03/56	A	L	63-74
02/02/57	A	W	84-73
03/02/57	H	W	69-61
02/08/58	H	W	60-46
03/06/58	A	W	78-68
02/07/59	A	W	81-72
03/06/59	H	W	93-72
02/06/60	H	W	86-59
03/03/60	A	W	103-72
02/04/61	A	L	68-75
03/03/61	H	W	108-78
02/02/62	H	W	76-64
03/03/62	A	W	88-77
12/29/79	A	W	117-83
01/28/14	H	L	78-65
02/25/14	A	L	67-58
01/10/15	H	L	60-66
02/07/15	A	W	63-60
01/09/16	A	L	59-77
02/09/16	H	W	80-72
01/04/17	H	W	79-75
01/24/17	A	L	61-74
01/31/18	H	W	89-80
02/14/18	A	L	63-78
03/09/18	N	L	68-83
01/26/19	A	W	68-66
02/20/19	H	W	71-55
03/14/19	N	W	91-83



RESULTS VS. ALL-TIME OPPONENTS



QUICK FACTS	NEW MEXICO STATE (36-30) - cont.				NORTHERN ARIZONA (3-1)				ORAL ROBERTS (6-1)				03/08/98				PROVIDENCE (1-2)				
	02/26/98	H	W	84-82*	H: 2-0; A: 0-1				H: 3-0; A: 3-1					01/07/99	A	L	73-84	H: 1-0; A: 0-2			
	01/30/99	H	W	61-54	1951-1952		W	85-70	02/18/75	H	W	91-83		02/19/00	H	W	64-55	1959-1960	A	L	62-68
	02/25/99	A	L	52-55	11/30/99	A	L	52-64	02/21/76	A	L	63-82		03/09/00	N	W	64-41	03/03/64	A	L	75-85
	02/05/00	H	W	66-51	12/09/99	H	W	80-58	12/14/91	A	W	109-97		01/13/01	H	W	73-59	12/17/66	H	W	92-85
	02/24/00	A	W	70-66	12/21/07	H	W	78-62	11/19/05	A	W	72-67*		01/25/01	A	W	62-51				
	03/11/00	N	W	71-66					12/20/05	H	W	65-64		03/10/01	N	W	50-38				
	12/30/03	H	W	73-57					02/17/07	A	W	71-65		12/22/01	H	W	81-71				
	02/02/06	A	L	86-93					12/29/07	H	W	76-55		02/28/02	A	L	51-55				
	02/11/06	H	L	77-83										03/08/02	N	W	69-65				
	02/05/07	H	W	75-63										02/04/03	A	L	54-66				
	02/22/07	A	L	73-76										03/08/03	H	W	75-70				
	03/10/07	A	L	70-72										01/15/04	H	W	66-51				
	01/12/08	H	W	74-62										02/14/04	A	L	60-64				
	01/26/08	A	L	70-100										01/13/05	A	L	66-73**				
	01/10/09	A	W	77-67										02/12/05	H	L	63-64				
	02/05/09	H	W	78-59										03/12/05	N	W	65-52				
	03/13/09	N	W	71-70										12/03/11	A	L	65-57				
	01/02/10	A	L	52-55										12/07/13	H	L	78-68				
	03/06/10	H	W	81-63																	
	03/13/10	N	L	63-69																	
	01/22/11	H	W	59-49																	
	03/02/11	A	W	58-54																	
	01/12/12	A	L	60-80																	
	02/11/12	H	L	69-80																	
	01/17/13	A	L	51-64																	
	02/16/13	H	W	73-69																	



RESULTS VS. ALL-TIME OPPONENTS



1947-1948	L	54-55
1963-1964	A L	58-64
12/23/64	A L	71-86
12/18/65	H L	66-76
12/27/68	A L	71-73
12/20/72	H L	77-82
12/23/86	A W	91-82
12/22/90	A L	79-87
12/29/03	H W	74-48

SAN FRANCISCO STATE (2-0)

H: 1-0		
1951-1952	W	73-60
1961-1962	H W	90-60

SAN JOSÉ STATE (62-22)

H: 35-4; A: 21-14; N: 6-4

1935-1936	A W	40-36
1940-1941	A L	41-55
1948-1949	H L	41-61
1948-1949	H W	47-37
1951-1952	A L	54-59
1952-1953	H W	63-59
1952-1953	H L	55-69
1961-1962	H W	72-58
12/21/64	H W	86-73
12/19/67	H W	110-93
12/23/68	H W	84-83
01/25/79	A L	85-101
01/27/79	H W	84-69
03/01/79	N W	85-78
01/24/80	H W	95-92*
01/27/80	A L	67-69
02/29/80	N L	68-94
01/29/81	A L	64-68
01/31/81	H L	71-82
01/14/82	A L	49-56
02/25/82	H L	47-55
01/08/83	H W	77-68
02/10/83	A W	76-65
03/10/83	N L	66-80
01/28/84	A W	79-70
02/23/84	H W	68-60
01/19/85	H W	80-75
02/23/85	A L	76-83**
03/07/85	N L	56-92
01/18/86	H W	80-67
02/17/86	A L	69-81
02/14/87	H W	91-86*
02/26/87	A L	73-81
01/30/88	H W	114-85
02/28/88	A L	95-96
03/10/88	N W	80-72
01/28/89	H W	68-54
02/23/89	A W	70-62
01/13/90	H W	77-72
02/10/90	A W	88-83
02/02/91	H W	88-71
02/09/91	A W	69-62
01/23/92	H W	80-63
02/22/92	A W	84-79
01/26/93	A L	79-80*
02/20/93	H W	92-79
01/05/94	H W	57-48
02/24/94	A W	67-64
01/05/95	A W	71-62
03/02/95	H W	89-69
01/15/96	H W	60-58*
02/08/96	A L	65-68
03/10/96	N L	75-76*
01/05/06	A W	67-56
03/04/06	H W	61-58
03/09/06	N W	76-69
01/20/07	A W	57-56
02/03/07	H W	66-57
02/09/08	H W	78-73
02/18/08	A L	70-67
03/13/08	N W	85-65
01/22/09	A W	62-58
03/07/09	H W	89-77
01/30/10	H W	77-58
02/13/10	A W	81-65

12/31/10	H W	80-71
01/27/11	A W	84-65
03/11/11	N W	58-54
01/28/12	H W	82-65
03/01/12	A W	71-61
01/11/13	H W	66-60
02/08/13	A W	63-36
01/04/14	H W	86-67
03/01/14	A W	75-58
12/31/14	H W	61-33
02/18/15	A W	76-54
12/30/15	A W	80-71
02/27/16	H W	88-70
02/22/17	A W	81-75
03/08/17	N W	90-64
12/27/17	H W	86-72
02/28/18	A L	62-64
01/16/19	A W	81-63
01/30/19	H W	103-73

SANTA CLARA (6-3)

H: 3-1; A: 1-2; N: 2-0		
12/19/51	H L	62-63
03/12/70	N W	69-68
12/30/74	H W	98-74
01/24/75	A L	52-56
11/17/00	N W	76-67
12/23/06	A L	75-77*
12/01/07	H W	71-65
11/28/12	A W	80-78
11/19/14	H W	60-54

SEATTLE (17-14)

H: 11-4; A: 6-9		
1956-1957	L	59-66
1959-1960	A W	85-73
02/20/64	H L	94-96
1963-1964	A L	78-88
02/22/65	H W	71-67
12/03/65	A L	81-85
02/17/66	H W	84-74
01/16/67	H W	103-91
03/04/67	A W	77-76
01/13/68	H W	110-93
03/02/68	A L	67-69
12/05/68	H L	80-90
02/08/69	A L	66-68
01/10/70	H W	105-86
02/21/70	A W	82-81
01/16/71	H W	104-81
02/13/71	A W	99-85
12/20/71	A L	77-90
01/08/72	H L	66-70
12/04/72	A L	69-73
02/05/73	H W	108-82
12/03/73	H W	71-66
02/11/74	A L	57-64
12/09/74	H W	83-72
02/10/75	A W	63-61
12/15/75	A L	66-75
01/31/76	H L	73-79
12/17/11	H W	78-53
1/19/12	A L	66-73
01/03/13	H W	75-66
2/02/13	A W	77-67

SEATTLE PACIFIC (1-0)

H: 1-0		
12/29/92	H W	88-76

SETON HALL (0-1)

A: 0-1		
12/18/81	A L	77-85

SIMON FRASER (6-0)

H: 6-0		
11/18/94	H W	97-67
11/18/95	H W	67-52
11/16/96	H W	75-39
11/14/97	H W	79-67
11/09/98	H W	96-79
11/13/99	H W	78-57

SOUTH CACHE HS (1-0)

1915-1916	W	36-10
-----------	---	-------

SOUTH CAROLINA STATE (1-0)

H: 1-0		
12/29/04	H W	82-60

SOUTH DAKOTA STATE (4-1)

H: 3-1; A: 1-0		
1960-1961	H W	91-78
12/04/78	H W	84-76
01/27/06	H W	72-51
11/29/06	A W	56-50
12/20/14	H L	65-68*

SOUTH FLORIDA (1-0)

N: 1-0		
11/18/00	N W	69-66

SOUTHERN CALIFORNIA (7-9)

H: 1-1; A: 1-2; N: 1-0		
1924-1925	W	31-23
1924-1925	L	21-34
1925-1926	L	28-82
1925-1926	W	52-17
1929-1930	W	32-29
1929-1930	L	38-43
1930-1931	L	17-25
1930-1931	W	33-25
1932-1933	L	33-38
1949-1950	L	43-50
1961-1962	H L	72-74
1962-1963	A W	78-65
03/09/79	A L	67-86
11/24/99	N W	52-50
11/08/13	H W	78-65
12/07/14	A L	84-89

SO. CALIFORNIA FRESHMEN (1-0)

1924-1925	W	30-28
-----------	---	-------

SOUTHERN ILLINOIS (1-2)

H: 1-1; A: 0-1		
01/11/96	H L	69-70
01/04/97	A L	64-67
12/22/12	H W	70-58

SOUTHERN MISSISSIPPI (3-1)

H: 2-0; A: 1-1		
01/04/73	A W	91-87*
02/02/74	H W	121-84
02/22/75	A L	87-94
12/29/95	H W	77-65

SOUTHERN OREGON (1-0)

H: 1-0		
11/22/97	H W	111-61

SOUTHERN UTAH (12-0)

H: 4-0; A: 2-0; N: 1-0		
1913-1914	W	65-18
1930-1931	W	60-29
1930-1931	W	60-30
1931-1932	W	25-15
1932-1933	W	44-24
12/17/94	N W	76-63
11/09/07	H W	60-49
12/17/08	A W	72-65
11/28/09	H W	89-49
11/20/10	A W	66-53
11/19/11	H W	65-62
11/12/13	H W	90-57

SPRINGFIELD COLLEGE (1-0)

1946-1947	W	63-55
-----------	---	-------

ST. BONAVENTURE (2-0)

A: 1-0		
1947-1948	W	51-47
1959-1960	A W	99-83

ST. FRANCIS (1-0)

H: 1-0		
12/12/70	H W	116-84

ST. JOSEPH'S (1-1)

1946-1947	L	48-52
1953-1954	W	71-64

ST. LOUIS (0-1)

A: 0-1		
12/27/67	A L	78-97

ST. MARTIN'S (1-0)

H: 1-0		
11/28/80	H W	78-47

ST. MARY'S (CA) (6-4)

H: 3-3; A: 2-1; N: 1-0		
1939-1940	H W	41-32
1940-1941	H L	42-44
1958-1959	H W	79-63
01/31/78	H W	82-75
03/03/78	A W	96-80
02/21/09	A L	64-75
12/05/09	H L	63-68
02/19/11	A W	75-65
11/15/12	H L	58-67
11/19/18	N W	80-63

ST. PETERS COLLEGE (2-1)

H: 2-0; A: 0-1		
03/01/69	A L	77-95
12/06/69	H W	125-108
12/21/11	H W	72-47

STANFORD (3-3)

H: 1-0; A: 1-1		
1933-1934	W	46-35
1935-1936	L	34-73
1940-1941	L	33-64
12/29/65	A L	79-93
12/21/74	A W	77-74
01/29/77	H W	103-84

TEMPLE (0-1)

A: 0-1		
12/14/73	A L	61-70

TENNESSEE (0-2)

A: 0-1		
1949-1950	L	62-66
12/30/67	A L	66-85

TEXACO OIL (1-0)

1932-1933	W	65-29
-----------	---	-------

TEXAS (2-0)

A: 1-0		
1938-1939	W	51-49
12/12/87	A W	80-75

UT ARLINGTON (1-3)

H: 1-1 A: 0-1 N: 0-1		
12/20/11	H W	73-69
01/24/13	H L	68-74
03/02/13	A L	46-61
03/14/13	N L	78-83

TEXAS A&M (1-2)

H: 1-0; N: 0-2		
12/10/63	H W	94-71
12/14/83	N L	73-78
03/19/10	N L	53-69

TEXAS A&M CORPUS CHRISTI (1-1)

H: 1-0 A: 0-1		
11/22/11	A L	55-58*
11/17/12	H W	77-68

TEXAS CHRISTIAN (2-0)

H: 1-0; A: 1-0		
1960-1961	A W	87-61
12/29/82	H W	84-59

TEXAS-RIO GRANDE VALLEY (1-0)

H: 1-0		
12/21/15	H W	94-69

TEXAS SOUTHERN (1-0)

H: 1-0		
12/27/96	H W	72-41

TEXAS STATE (2-0)

H: 1-0 A: 1-0		
12/31/12	A W	71-67
03/07/13	H W	77-61

TEXAS TECH (2-2)

H: 1-0; A: 1-1; N: 0-1		
01/08/73	H W	84-76
12/31/73	A L	65-75
12/21/76	N W	78-68
11/23/16	N L	51-75

TOLEDO (0-1)

A: 0-1		
1958-1959	A L	61-69

TREMONTON ATHLETIC CLUB (1-0)

1920-1921	W	41-21
-----------	---	-------

TRINITY (1-0)

H: 1-0		
12/01/73	H W	76-67

2019-20 UTAH STATE MEN'S BASKETBALL - 21 NCAA TOURNAMENTS - 9 NIT APPEARANCES



RESULTS VS. ALL-TIME OPPONENTS



12/04/04	H	W	71-45
11/30/05	A	L	66-67
12/06/06	H	W	60-57
12/05/07	A	L	48-72
12/22/08	H	W	66-64
11/18/09	A	L	67-68
11/24/10	H	W	79-62
12/09/17	N	L	67-77
# Denotes a forfeit to USU			

UTAH ATHLETICS ASSOCIATION (1-0)

1920-1921	W	31-28
-----------	---	-------

UTAH VALLEY (13-0)

H: 7-0; A: 6-0

12/09/06	A	W	69-65
01/10/07	H	W	81-70
12/20/07	H	W	87-65
12/13/08	A	W	69-50
12/12/09	H	W	87-56
12/18/10	A	W	76-58
12/6/11	H	W	63-54
12/15/12	A	W	69-63
12/14/13	H	W	71-60
12/13/14	A	W	50-47
11/24/15	H	W	81-55
12/10/16	A	W	80-79*
12/16/18	H	W	65-46

UTEP (1-4)

H: 0-2; A: 1-2

1962-1963	H	L	59-66
1962-1963	A	L	55-57
01/21/65	A	L	62-68
02/20/67	H	L	75-79**
03/07/70	A	W	91-81

UTSA (2-0)

H: 1-0; A: 1-0

12/29/12	A	W	71-67
03/09/13	H	W	71-51

VALPARAISO (0-2)

A: 0-1; N: 0-1

11/25/95	N	L	70-79
11/28/17	A	L	65-72

VANDERBILT (0-2)

A: 0-1; N: 0-1

03/18/88	A	L	77-80
11/23/07	N	L	77-56

VANGUARD (1-0)

H: 1-0

11/30/96	H	W	68-50
----------	---	---	-------

VERMONT (1-0)

N: 1-0

11/29/02	N	W	62-59
----------	---	---	-------

VICO OIL (1-0)

1928-1929	W	43-34
-----------	---	-------

VILLANOVA (1-0)

A: 1-0

1959-1960	A	W	73-72*
-----------	---	---	--------

WASHINGTON (5-4)

H: 2-0; A: 3-2; N: 0-2

1962-1963	A	W	71-60
12/07/68	H	W	83-75
12/13/69	A	L	61-90
12/18/76	A	L	66-76
12/17/77	H	W	91-85
12/20/80	A	W	80-78
11/28/86	A	W	81-72
03/16/06	N	L	61-75
03/22/19	N	L	61-78

WASHINGTON UNIVERSITY (1-3)

A: 1-1

1953-1954		L	62-64
1955-1956		L	61-82
1957-1958	A	L	53-63
1958-1959	A	W	69-66

WASHINGTON STATE (7-1)

H: 2-0

1946-1947		W	50-44
1952-1953		W	72-65
1954-1955		L	68-69
1954-1955		W	73-72
1955-1956		W	68-65
1956-1957		W	58-57
1958-1959	H	W	66-57
1959-1960	H	W	72-85

WATKINS MOTOR (1-0)

1937-1938	W	66-47
-----------	---	-------

WATTS ALL-STARS (3-0)

1938-1939	W	39-31
1940-1941	W	39-38
1940-1941	W	52-49

WAYLAND BAPTIST (1-0)

H: 1-0

12/27/14	H	W	75-63
----------	---	---	-------

WEBER HS (1-0)

1913-1914	W	84-16
-----------	---	-------

WEBER JUNIOR COLLEGE (9-2)

1938-1939	W	56-28
1938-1939	W	66-28
1941-1942	W	56-36
1942-1943	W	62-38
1942-1943	W	63-52
1944-1945	W	79-29
1944-1945	W	63-22
1945-1946	W	64-48
1945-1946	L	41-47
1946-1947	W	66-35
1946-1947	L	44-53

WEBER STAKE ACADEMY (4-2)

1903-1904	L	13-14
1905-1906	L	8-12
1905-1906	W	12-6
1906-1907	W	21-19
1906-1907	W	19-18
1908-1909	W	34-22

WEBER STATE (43-28)

H: 25-9; A: 16-18; N: 2-1

02/23/71	H	L	62-63
01/13/72	H	L	67-69
03/01/72	A	W	67-65
01/11/73	H	W	81-75
02/28/73	A	L	67-75
01/24/74	H	W	87-64
02/27/74	A	L	87-89*
01/22/75	H	W	92-66
03/05/75	A	W	72-70*
01/21/76	H	W	75-74
02/24/76	A	L	65-80
12/10/76	H	L	67-72
01/18/77	A	L	76-89
12/10/77	A	L	79-84*
01/17/78	H	W	74-65
12/16/78	A	W	76-70
12/23/78	H	L	64-73
11/30/79	H	W	91-84*
12/06/79	A	L	73-79
12/04/80	A	W	81-66
01/03/81	H	W	82-69
12/12/81	A	L	61-86
01/02/82	H	L	78-83
12/04/82	A	L	57-83
12/16/82	H	W	74-62
12/03/83	H	L	73-74

12/22/83	A	W	69-63
12/01/84	A	L	70-77
12/14/84	H	W	104-83
11/29/85	H	L	85-92
12/14/85	A	L	76-108
12/13/86	A	W	84-75
12/20/86	H	W	76-67
12/22/87	A	W	107-93
12/29/87	H	W	92-69
12/03/88	H	W	106-93
12/19/88	A	L	74-75
12/20/89	H	W	70-52
12/30/89	A	W	64-62
12/13/90	H	W	77-62
12/19/90	A	W	82-72
12/07/91	A	W	92-78
12/30/91	H	W	84-72
12/12/92	A	L	80-85
12/07/93	H	L	86-87
12/16/95	A	L	79-81*
12/19/96	A	W	80-68
12/27/97	H	W	71-65
12/19/98	A	L	72-82
12/21/99	N	L	73-86
12/23/00	H	W	89-77
12/08/01	A	L	64-67
12/21/02	H	W	66-64
11/25/03	A	W	66-60
12/11/04	H	W	73-56
12/10/05	A	W	69-60
11/19/06	N	W	68-55
11/25/06	H	W	77-68
11/10/07	A	L	71-78
11/25/08	H	W	75-49
11/13/09	A	W	66-60
12/23/09	H	W	85-73
11/13/10	H	W	77-65
11/15/11	A	L	63-73
11/24/12	H	W	65-55
11/26/13	A	W	77-71
11/14/14	H	W	72-61
11/13/15	A	W	73-70
12/21/16	H	L	71-77
11/10/17	A	L	59-65
12/08/18	N	W	76-67

WELLSVILLE ATHLETIC CLUB (1-0)

1915-1916	W	31-23
-----------	---	-------

WEST HS (2-0)

1916-1917	W	46-30
1917-1918	W	31-9

WEST TEXAS A&M (5-5)

H: 4-2; A: 1-3

1958-1959	H	W	91-61
01/25/69	H	L	92-102
02/27/69	A	L	83-95
12/11/69	H	W	112-87
02/26/70	A	W	83-73
12/02/70	H	L	78-81
12/09/71	H	W	100-82
02/24/72	A	L	80-82
12/19/77	H	W	80-62
01/07/82	A	L	81-90

WESTERN ATHLETIC CLUB (1-0)

1921-1922	W	39-37
-----------	---	-------

WESTERN ILLINOIS (1-0)

12/19/13	H	W	68-52
----------	---	---	-------

WESTERN KENTUCKY (0-2)

A: 0-1

1947-1948		L	49-80
1960-1961	A	L	72-86

WESTERN MICHIGAN (2-0)

H: 1-0; A: 1-0

12/02/78	A	W	93-85
12/22/10	H	W	78-57

WESTERN OREGON (2-0)

H: 2-0

12/29/09	H	W	78-42
12/08/12	H	W	86-57

WESTERN STATE (2-0)

H: 2-0

12/18/99	H	W	93-51
12/15/01	H	W	99-43

WHITMAN (1-0)

H: 1-0

11/26/02	H	W	86-52
----------	---	---	-------

WHITTIER COLLEGE (1-0)

1929-1930	W	46-12
-----------	---	-------

WHITWORTH COLLEGE (1-1)

H: 1-0

1956-1957		L	49-67
11/28/98	H	W	69-65

WICHITA STATE (6-5)

H: 2-0; A: 2-5

1948-1949		W	43-39
1950-1951		W	56-50
1959-1960	A	W	75-68
1960-1961	A	L	63-73
1961-1962	A	L	88-90
12/23/66	A	L	106-123
12/16/67	H	W	102-83
12/29/70	A	W	84-78
11/24/95	A	L	61-63
02/20/10	H	W	68-58
12/10/11	A	L	76-83

WILLAMETTE (1-0)

1941-1942	W	38-31
-----------	---	-------

WILMERING YMCA (0-1)

1935-1936	L	48-62
-----------	---	-------

WISCONSIN (0-1)

A: 0-1

12/26/69	A	L	74-81
----------	---	---	-------

WISCONSIN-MILWAUKEE (1-0)

H: 1-0

02/07/74	H	W	87-56
----------	---	---	-------

WISCONSIN-PARKSIDE (1-0)

H: 1-0

12/07/77	H	W	73-58
----------	---	---	-------

WISCONSIN-STOUT (1-0)

H: 1-0

12/01/72	H	W	88-70
----------	---	---	-------

WYOMING (29-51)

H: 20-17; A: 7-30; N: 2-3

01/17/30	H	W	31-29
03/05/36	A	W	42-32
03/06/36	A	W	42-28
03/07/36	A	L	33-48
01/14/38	A	L	32-44
01/22/38	H	L	55-57
02/17/39	H	W	47-45
02/25/39	A	L	41-50
01/26/40	H	W	46-33
02/30/40	A	W	30-27
02/21/41	H	L	35-41
03/01/41	A	L	32-50
02/08/42	A	L	43-60
02/27/42	H	L	54-73
02/23/45	H	W	44-36
03/03/45	A	L	49-52
02/09/46	A	L	30-45
03/02/46	H	L	52-66
01/18/47	H	L	34-43
02/08/47	A	L	45-60
02/20/48	A	L	40-46
03/05/48	H	L	27-29



UTAH STATE VS. THE CONFERENCES



QUICK FACTS

OUTLOOK

AGGIE BIOS

COACHES

OPPONENTS

SEASON REVIEW

RECORDS

UNIVERSITY

CONFERENCE TOTALS			
Conference	W	L	Pct.
America East	4	0	1.000
American Athletic	10	12	.455
Atlantic 10	6	6	.500
Atlantic Coast	2	8	.200
Atlantic Sun	1	1	.500
Big 12	11	15	.423
Big East	9	7	.562
Big Sky	252	116	.685
Big South	1	0	1.000
Big Ten	11	17	.393
Big West	198	102	.660
Colonial Athletic	4	2	.667
Conference USA	30	14	.682
Horizon League	4	1	.800
Metro Atlantic	4	3	.571
Mid-American	7	2	.778
Mid-Eastern	3	0	1.000
Missouri Valley	12	11	.522
Mountain West	296	231	.562
Northeast	4	1	.800
Ohio Valley	5	2	.714
Pacific 12	145	193	.429
Patriot League	3	0	1.000
Southeastern	6	13	.316
Southern	1	1	.500
Southland	8	3	.727
Southwestern	6	1	.857
Summit League	67	41	.620
Sun Belt	9	4	.692
West Coast	179	188	.488
Western Athletic	74	44	.627

	W	L	PCT
America East	5	0	1.000
Albany	1	0	1.000
Binghamton	1	0	1.000
Hartford	1	0	1.000
New Hampshire	1	0	1.000
Vermont	1	0	1.000

	W	L	PCT
American Athletic	10	13	.435
Central Florida	0	1	.000
Connecticut	0	1	.000
Houston	1	2	.333
South Florida	1	0	1.000
Temple	0	1	.000
Tulane	2	1	.666
Tulsa	0	2	.000
Wichita State	6	5	.545

	W	L	PCT
Atlantic 10	6	6	.500
Dayton	0	1	.000
Duquesne	0	1	.000
Fordham	1	0	1.000
George Washington	0	1	.000
LaSalle	2	1	.666
St. Bonaventure	2	0	1.000
St. Joseph's	1	1	.500
St. Louis	0	1	.000

	W	L	PCT
Atlantic Coast	2	8	.200
Boston College	0	1	.000
Clemson	0	1	.000
Duke	0	1	.000
Florida State	0	1	.000
Georgia Tech	1	0	1.000
North Carolina St.	0	1	.000
Notre Dame	0	2	.000
Pittsburgh	1	1	.500

	W	L	PCT
Atlantic Sun	1	1	.500
Jacksonville	0	1	.000
NJIT	1	0	1.000

	W	L	PCT
Big 12	11	15	.423
Baylor	1	0	1.000
Iowa State	2	2	.500
Kansas	2	5	.285
Kansas State	0	5	.000
Oklahoma	0	1	.000
TCU	2	0	1.000
Texas	2	0	1.000
Texas Tech	2	2	.500

	W	L	PCT
Big East	9	7	.562
Butler	2	0	1.000
Creighton	2	2	.500
DePaul	1	0	1.000
Georgetown	0	1	.000
Marquette	0	1	.000
Providence	1	2	.333
Seton Hall	0	1	.000
Villanova	1	0	1.000
Xavier	2	0	1.000

	W	L	PCT
Big Sky	252	116	.685
Eastern Washington	2	2	.500
Idaho	37	14	.725
Idaho State	39	13	.750
Montana	28	14	.666
Montana State	78	40	.661
Northern Arizona	3	1	.750
Northern Colorado	5	1	.833
Portland State	3	2	.600
Sacramento State	2	1	.666
Southern Utah	12	0	1.000
Weber State	43	28	.606

	W	L	PCT
Big South	1	0	1.000
Radford	1	0	1.000

	W	L	PCT
Big Ten	11	17	.393
Illinois	0	2	.000
Indiana	0	2	.000
Iowa	1	2	.333
Maryland	0	1	.000
Michigan	0	1	.000
Michigan State	2	0	1.000
Minnesota	3	1	.750
Nebraska	0	2	.000
Northwestern	1	0	1.000
Ohio State	3	2	.600
Purdue	0	1	.000
Rutgers	1	2	.333
Wisconsin	0	1	.000

	W	L	PCT
Big West	199	102	.661
Cal Poly	16	2	.889
CS Fullerton	40	17	.702
CS Northridge	10	3	.769
Hawai'i	14	4	.777
Long Beach State	33	22	.600
UC Davis	2	1	.667
UC Irvine	34	28	.548
UC Riverside	9	1	.900
UC Santa Barbara	41	24	.631

	W	L	PCT
Colonial Athletic	4	2	.667
Delaware	1	0	1.000
James Madison	1	0	1.000
Northeastern	2	2	.500

	W	L	PCT
Conference USA	30	14	.682
Louisiana Tech	14	5	.736
Middle Tennessee	1	1	.500
North Texas	8	1	.889
Old Dominion	1	0	1.000
Southern Mississippi	3	1	.750
UTEP	1	4	.200
UTSA	2	0	1.000
Western Kentucky	0	2	.000

	W	L	PCT
Horizon League	4	1	.800
Detroit	1	1	.500
Oakland	1	0	1.000
UW Milwaukee	1	0	1.000
Youngstown State	1	0	1.000

	W	L	PCT
Metro Atlantic	4	3	.571
Iona	0	1	.000
Manhattan	1	1	.500
Niagara	1	0	1.000
St. Peter's	2	1	.667

	W	L	PCT
Mid-American	7	2	.778
Bowling Green	1	0	1.000
Kent State	3	0	1.000
Miami (Ohio)	1	0	1.000
Ohio	0	1	.000
Toledo	0	1	.000
Western Michigan	2	0	1.000

	W	L	PCT
Mid-Eastern	3	0	1.000
Howard	1	0	1.000
Norfolk State	1	0	1.000
South Carolina State	1	0	1.000

	W	L	PCT
Missouri Valley	13	11	.542
Bradley	1	2	.333
Drake	2	1	.666
Evansville	2	0	1.000
Illinois State	4	3	.571
Indiana State	1	1	.500
Missouri State	1	0	1.000
Northern Iowa	1	0	1.000
Southern Illinois	1	2	.333
Valparaiso	0	2	.000

	W	L	PCT
Mountain West	314	234	.573
Air Force	18	5	.783
Boise State	33	15	.688
Colorado State	60	39	.606
Fresno State	37	25	.597
Nevada	36	23	.610
New Mexico	26	11	.703
San Diego State	5	11	.313
San José State	62	22	.738
UNLV	8	32	.200
Wyoming	29	51	.363

	W	L	PCT
Northeast	4	1	.800
Fairleigh Dickinson	1	0	1.000
Long Island	2	1	.667
St. Francis	1	0	1.000

	W	L	PCT
Ohio Valley	5	2	.714
Austin Peay	1	1	.500
Eastern Kentucky	0	1	.000
Morehead State	2	0	1.000
Murray State	2	0	1.000

	W	L	PCT
Pacific 12	145	193	.429
Arizona	3	1	.750
Arizona State	9	6	.600
California	5	5	.500
Colorado	5	18	.217
Oregon	1	5	.167
Oregon State	2	6	.250
Stanford	3	3	.500
UCLA	3	7	.300
USC	7	9	.438
Utah	95	129	.424
Washington	5	3	.625
Washington State	7	1	.875

	W	L	PCT
Patriot League	3	0	1.000
American University	2	0	1.000
Lafayette	1	0	1.000

	W	L	PCT
Southeastern	6	13	.316
Arkansas	1	0	1.000
Florida	0	1	.000
Georgia	0	1	.000
Kentucky	0	1	.000
LSU	2	1	.666
Mississippi St.	1	2	.333
Missouri	1	1	.500
Tennessee	0	2	.000
Texas A&M	1	2	.333
Vanderbilt	0	2	.000

	W	L	PCT
Southern	1	1	.500
Mercer	1	1	.500

	W	L	PCT
Southland	8	3	.727
Houston Baptist	2	0	1.000
Lamar	1	0	1.000
New Orleans	2	1	.667
Nicholls State	1	0	1.000
Northwestern State	1	1	.500
Texas A&M CC	1	1	.500

	W	L	PCT
Southwestern	8	1	.889
Alabama State	1	0	1.000
Grambling	1	0	1.000
Jackson State	1	1	.500
Mississippi Valley State	3	0	1.000
Prairie View A&M	1	0	1.000
Texas Southern	1	0	1.000

	W	L	PCT
Summit League	67	41	.620
Denver	54	37	.593
IPFW	1	1	.500
North Dakota	0	1	.000
North Dakota State	1	0	1.000
Oral Roberts	6	1	.857
South Dakota St.	4	1	.800
Western Illinois	1	0	1.000

	W	L	PCT
Sun Belt	9	4	.692
Arkansas-Little Rock	1	0	1.000
Arkansas State	1	0	1.000
Georgia Southern	1	0	1.000
Louisiana-Lafayette	0	1	.000
Louisiana-Monroe	1	0	1.000
Texas-Arlington	1	3	.250
Texas State	2	0	1.000
Troy	2	0	1.000

	W	L	PCT
West Coast	179	188	.488
BYU	92	143	.391
Gonzaga	4	2	.667
Loyola Marymount	7	0	1.000
Pacific	44	24	.647
Pepperdine	2	2	.500
Portland	13	2	.867
St. Mary's	6	4	.600
San Diego	2	0	1.000
San Francisco	3	8	.273
Santa Clara	6	3	.667

	W	L	PCT
Western Athletic	75	44	.630
CSU Bakersfield	8	0	1.000
New Mexico State	36	30	.545
Seattle	17	14	.548
Utah Valley	13	0	1.000
UTRGV	1	0	1.000

	W	L	PCT
Non Division I *	64	0	1.000
Division II	33	0	1.000
Division III	4	0	1.000
NAIA	27	0	1.000

* - since 1973 when the NCAA divided into divisions

THIS IS THE MOUNTAIN WEST

From its inception in 1999, the Mountain West has been committed to excellence in intercollegiate athletics, while promoting the academic missions of its member institutions. Progressive in its approach, the MW continues to cultivate opportunities for student-athletes to compete at the highest level, while fostering academic achievement and sportsmanship. Now in its 19th year, the MW has been assertive in its involvement with the NCAA governance structure and has taken a leadership role in the overall administration of intercollegiate athletics.

The Mountain West has marked several achievements during its first 18 years, most notably becoming the first to establish a sports television network dedicated solely to an intercollegiate athletic conference (The Mtn.). The Mountain West also was the first to experiment with the coaches' challenge in the college football instant replay system, and was the first non-automatic-qualifying BCS conference to participate in four BCS bowl games, winning three. In the inaugural year of the new College Football Playoff system, Boise State earned the automatic slot into a New Year's Six bowl game as the highest-ranked champion from the Group of Five 5 conferences. The Broncos defeated then 10th-ranked Arizona 38-30 in the VIZIO Fiesta Bowl. In 2011-12, the Mountain West was among the first conferences to implement a league-wide state-of-the-art basketball instant replay system.

Changes in the NCAA governance structure set the table for another Conference first, when two members of the MW Student-Athlete Advisory Committee (SAAC) were included in the June 2014 meeting of the Mountain West Board of Directors. New Mexico track and field athlete Kendall Spencer, the national chair of the 2014-15 NCAA Division I Student-Athlete Advisory Committee, and Air Force Academy volleyball player Emma Dridge joined the BOD members in this historic meeting to advance the discussion on student-athlete involvement in the NCAA and MW governance structure. During the last three academic years, MW student-athletes participated on monthly membership calls and have joined MW administrators in the annual Joint Council Spring Meetings in Arizona.

The Mountain West is well-represented within the new NCAA governance structure, including individuals who were appointed to serve on committees tasked with managing the day-to-day business of Division I athletics. Colorado State President Tony Frank currently sits on the DI Board of Directors, while MW Commissioner Craig Thompson and Fresno State

Faculty Athletics Representative Dawn Lewis are members of the DI Council. Kendall Spencer, the former chair of the DI Student-Athlete Advisory Committee and UNM track & field athlete, was the first student-athlete in the history of the organization to serve on the Division I Board.

Additionally, the Mountain West was the first conference to have a member institution with No. 1 overall picks in both the NFL and NBA drafts in the same year (Utah's Alex Smith and Andrew Bogut, respectively in 2005). With UNLV's Anthony Bennett claiming the No. 1 pick in the 2013 NBA Draft, the Mountain West is one of three conferences to have multiple No. 1 NBA draft selections since 2000. Also, with San Diego State's Stephen Strasburg earning the No. 1 pick in the 2009 MLB Draft, the Mountain West is one of two conferences to have the No. 1 selection in each of the NFL, NBA and MLB drafts since the MW was founded in 1999.

The Mountain West is noted for its geographic diversity. Some of the most beautiful terrain and landscapes in the nation can be found within Mountain West boundaries, including the majestic Rocky Mountain range, which borders five MW institutions (Air Force, Boise State, Colorado State, New Mexico and Utah State). The high plains of Wyoming (elevation 7,220 feet – the highest Division I campus in the nation) contrast with the desert cities of Las Vegas and Reno, home to UNLV and Nevada, respectively, while Fresno State, San Diego State and San Jose State add a West coast influence with their locations in Central, Southern and Northern California. The inclusion of the Hawaii's football program extends the Mountain West footprint to the beautiful islands in the Pacific Ocean, while the addition of the women's soccer program at Colorado College gives the MW an additional presence in the Rocky Mountains.

HISTORY

The Mountain West was conceived on May 26, 1998, when the presidents of eight institutions — Air Force, BYU, Colorado State, New Mexico, San Diego State, UNLV, Utah and Wyoming — decided to form a new NCAA Division I-A intercollegiate athletic conference. The split from a former 16-team conference re-established continuity and stability among the membership within the new league and signaled the continuation of its tradition-rich, long-standing athletic rivalries. Three of the MW's eight original members have been conference rivals since the 1960s (New Mexico, Wyoming and Colorado State), while San Diego State (1978) and Air Force (1980) were

longtime members as well. UNLV and TCU entered the fold in 1996 and the Rebels continued as one of the original eight institutions that formed the MW in 1999. TCU re-joined the group with its first year of competition in the Mountain West in 2005-06. With conference realignment sweeping the nation in recent years, the MW has been proactive in addressing membership changes. Boise State University joined the Mountain West in 2011-12, followed by Fresno State and the University of Nevada on July 1, 2012. Also on July 1, 2012, the University of Hawai'i became a football-only member of the Conference. On July 1, 2013, the Mountain West further expanded when San José State University and Utah State University joined the Conference, bringing to 11 the number of full-time member institutions and 12 football-playing members. On July 1, 2014, the Colorado College women's soccer program became the first non-football affiliate member of the Mountain West, expanding that sport to 12 Conference participants.

When the Mountain West officially began operations on July 1, 1999, the new league had in place a seven-year contract with ESPN, giving the broadcast entity exclusive national television rights to MW football and men's basketball, and three-year agreements to send the league's football champion to the Liberty Bowl and a second team to the Las Vegas Bowl. Commissioner Thompson also arranged a third bowl tie-in each of the first three seasons (1999 Motor City, 2000 Silicon Valley, 2001 New Orleans) before securing a four-year deal with the Emerald Bowl in San Francisco in 2002.

Entering the 2017 season, the MW has agreements with seven (7) different bowl games that will generate at least five (5) guaranteed postseason opportunities for its member institutions. These include primary positions with the Famous Idaho Potato Bowl, Gildan New Mexico Bowl, NOVA® Home Loans Arizona Bowl, Las Vegas Bowl, and Hawai'i Bowl - and secondary positions with the Ticket City Cactus Bowl and the Foster Farms Bowl.

An innovator in the postseason bowl structure, the MW engineered many "firsts," as league teams have participated in seven inaugural bowl games (2000 Silicon Valley, 2001 New Orleans, 2002 San Francisco (Emerald), 2005 Poinsettia, 2006 New Mexico, 2015 Arizona, 2015 Cure), as well as placing the first non-automatic-qualifying FBS team into a BCS bowl game with Utah's appearance in the 2005 Tostitos Fiesta Bowl and into the College Football Playoff (CFP) with Boise State's selection to the 2014 Tostitos Fiesta Bowl.

MOUNTAIN WEST QUICK FACTS

10807 New Allegiance Drive, Suite 250
Colorado Springs, CO 80921
Phone: (719) 488-4040
Fax: 719-487-7240
Website: www.themw.com

Founded: July 1, 1999

Affiliations (Year Joined MW): Air Force (1999), Boise State (2011), Colorado College (2014, women's soccer only), Colorado State (1999), Fresno State (2012), Hawai'i (2012, football only), Nevada (2012), New Mexico (1999), San Diego State (1999), San José State (2013), UNLV (1999), Utah State (2013), Wyoming (1999).

Men's Sports: Baseball, Basketball, Cross Country, Football, Golf, Indoor Track & Field, Outdoor Track & Field, Tennis

Women's Sports: Basketball, Cross Country, Golf, Indoor Track & Field, Outdoor Track & Field, Soccer, Softball, Swimming & Diving, Tennis, Volleyball

Team NCAA Championships: 5
Individual NCAA Championships: 27
NCAA Postgraduate Scholarship Winners: 42
Academic All-American Selections: 203
All-American Selections: 1,154



MOUNTAIN WEST





MW COMPOSITE SCHEDULE



QUICK FACTS

OUTLOOK

AGGIE BIOS

COACHES

OPPONENTS

SEASON REVIEW

RECORDS

UNIVERSITY

TUESDAY, NOVEMBER 5

Fresno State at Oregon
Denver at Colorado State
Idaho State at Wyoming
Montana State at Utah State
Life Pacific at Boise State
Texas Southern at San Diego State
Purdue-Fort Wayne at UNLV
Utah at Nevada

WEDNESDAY, NOVEMBER 6

San José State at Hofstra
Eastern New Mexico at New Mexico

THURSDAY, NOVEMBER 7

Idaho State at Air Force

FRIDAY, NOVEMBER 8

Colorado State at Duke
Weber State at Utah State

SATURDAY, NOVEMBER 9

Kansas State at UNLV
Texas State at Air Force
San Diego State at BYU
CSU Northridge at New Mexico
Loyola Marymount at Nevada
Boise State at Oregon

SUNDAY, NOVEMBER 10

Wyoming at South Carolina
Winthrop at Fresno State
Portland at San José State

TUESDAY, NOVEMBER 12

Air Force at Army
Denver at Utah State
UT-Arlington at Nevada
Fresno State at San Diego
UNLV at Cal

WEDNESDAY, NOVEMBER 13

Omaha at Colorado State
CSU Fullerton at Wyoming
Wisconsin-Green Bay at New Mexico
Grand Canyon at San Diego State

THURSDAY, NOVEMBER 14

San José State at Arizona

FRIDAY, NOVEMBER 15

UC Irvine at Boise State
North Carolina A&T at Utah State
UNLV at UCLA

SATURDAY, NOVEMBER 16

McNeese State at New Mexico
Oregon State at Wyoming
Colorado State at Loyola Marymount
USC at Nevada

SUNDAY, NOVEMBER 17

CSU San Bernardino at Fresno State
Simpson at San José State

MONDAY, NOVEMBER 18

UTSA at Utah State
Air Force at TCU
Abilene Christian at UNLV

TUESDAY, NOVEMBER 19

Nevada at Davidson
Detroit Mercy at Wyoming
New Mexico at UTEP

WEDNESDAY, NOVEMBER 20

Arkansas State at Colorado State
Grambling State at San José State
Texas State at UNLV
BYU at Boise State
Saint Mary's vs. Fresno State (Sacramento, Calif.)
San Diego State at San Diego

THURSDAY, NOVEMBER 21

Loyola Marymount vs. Air Force (Bimini, Bahamas)
Louisiana at Wyoming
New Mexico at New Mexico State

FRIDAY, NOVEMBER 22

Fordham vs. Nevada (U.S. Virgin Islands)
Duquesne vs. Air Force (Bimini, Bahamas)
LSU vs. Utah State (Montego Bay, Jamaica)
LIU at San Diego State

SATURDAY, NOVEMBER 23

Boise State at Pacific
Portland State at San José State
SMU at UNLV

SUNDAY, NOVEMBER 24

Indiana State vs. Air Force (Bimini, Bahamas)
North Texas vs. Utah State (Montego Bay, Jamaica)
Colorado vs. Wyoming (Las Vegas, Nevada)

MONDAY, NOVEMBER 25

New Mexico St. vs. Colorado St. (Grand Cayman)
Auburn vs. New Mexico (New York, New York)
Tennessee State at San Diego State
TBA vs. Nevada (U.S. Virgin Islands)

TUESDAY, NOVEMBER 26

Jackson State at UNLV
TBA vs. Colorado State (Grand Cayman)
TBA vs. New Mexico (New York, New York)
TBA vs. Wyoming (Las Vegas, Nevada)

WEDNESDAY, NOVEMBER 27

Oregon St. vs. San José St. (Las Vegas, Nevada)
TBA vs. Colorado State (Grand Cayman)

THURSDAY, NOVEMBER 28

Creighton vs. San Diego St. (Las Vegas, Nevada)

FRIDAY, NOVEMBER 29

North Carolina Wilmington at Boise State
Utah State at Saint Mary's
TBA vs. San Diego State (Las Vegas, Nevada)

SATURDAY, NOVEMBER 30

UNLV at Cincinnati
Fresno State at CSU Northridge

SUNDAY, DECEMBER 1

Montana at New Mexico
Jackson State at Air Force
Utah Valley at Colorado State
San José State at UCLA

WEDNESDAY, DEC. 4

Air Force at Wyoming*
San Diego State at Colorado State*
Boise State at New Mexico*
UNLV at Fresno State*
Santa Clara at Nevada
Utah State at San José State*

SATURDAY, DEC. 7

Nevada at Air Force*
Colorado State at Boise State*
Fresno State at Utah State*
New Mexico at Wyoming*
UNLV vs BYU (Salt Lake City, Utah)

SUNDAY, DECEMBER 8

San José State at San Diego State*

TUESDAY, DECEMBER 10

South Dakota State at Colorado State
Nevada at BYU (ESPNU)
Saint Katherine at Utah State

WEDNESDAY, DECEMBER 11

Fresno State at Cal
Boise State at Tulsa

FRIDAY, DECEMBER 13

Colorado at Colorado State

SATURDAY, DECEMBER 14

Air Force at Denver
Alabama State at Boise State
New Mexico State at New Mexico
BYU vs. Utah State (Salt Lake City, Utah)
Stanford at San José State
Northern Colorado at Wyoming
Fresno State at Cal Poly

TUESDAY, DECEMBER 17

Johnson & Wales at Air Force
Grand Canyon at New Mexico

WEDNESDAY, DECEMBER 18

Utah Valley at Wyoming
South Florida vs. Utah State (Houston, Texas)
Texas Southern at Nevada
San José State at Santa Clara
Pacific at UNLV
San Diego Christian at San Diego State

FRIDAY, DECEMBER 20

IUPUI at Fresno State

SATURDAY, DECEMBER 21

Drake at Air Force
Florida vs. Utah State (Sunrise, Florida)
Wyoming at Denver
Robert Morris at UNLV
Colorado State at Tulsa
Utah vs. San Diego State (Los Angeles, Calif.)
Saint Mary's vs. Nevada (San Francisco, Calif.)

SUNDAY, DECEMBER 22

Houston Baptist at New Mexico
Georgia Tech vs. Boise St. (Honolulu, Hawaii)
UC Riverside at San José State

MONDAY, DECEMBER 23

San Francisco at Fresno State
TBA vs. Boise State (Honolulu, Hawaii)

WEDNESDAY, DECEMBER 25

TBA vs. Boise State (Honolulu, Hawaii)

SATURDAY, DECEMBER 28

Eastern Michigan at UNLV
Doane at Colorado State
CSU Northridge at Boise State
Nebraska Wesleyan at Wyoming
Cal Poly at San Diego State
Pepperdine at San José State
UC Riverside at Fresno State
Eastern Oregon at Utah State

SUNDAY, DECEMBER 29

UC Davis at New Mexico

TUESDAY, DECEMBER 31

UC Riverside at Air Force

WEDNESDAY, JANUARY 1

Fresno State at San Diego State*
Wyoming at Boise State*
Colorado State at Nevada*
New Mexico at San José State*
Utah State at UNLV*

SATURDAY, JANUARY 4

Wyoming at Colorado State*
Boise State at Nevada*
San José State at Fresno State*
Air Force at UNLV*
San Diego State at Utah State*

TUESDAY, JANUARY 7

Fresno State at New Mexico*
Utah State at Air Force*

WEDNESDAY, JANUARY 8

UNLV at Boise State*
San Diego State at Wyoming*
Nevada at San José State*

SATURDAY, JANUARY 11

Colorado State at San José State*
Air Force at New Mexico*
UNLV at Wyoming*
Nevada at Utah State*
Boise State at San Diego State*

TUESDAY, JANUARY 14

Wyoming at Nevada*
San Diego State at Fresno State*

WEDNESDAY, JANUARY 15

Boise State at Air Force*
New Mexico at Colorado State*
San José State at UNLV*

SATURDAY, JANUARY 18

Colorado State at Air Force*
Fresno State at Wyoming*
New Mexico at UNLV*
Nevada at San Diego State*
Utah State at Boise State*

TUESDAY, JANUARY 21

San José State at New Mexico*
Wyoming at San Diego State*
Air Force at Boise State*

WEDNESDAY, JANUARY 22

Fresno State at Colorado State*
UNLV at Nevada*

SATURDAY, JANUARY 25

Air Force at San José State*
Boise State at Fresno State*
New Mexico at Nevada*
Colorado State at Utah State*

SUNDAY, JANUARY 26

San Diego State at UNLV*

TUESDAY, JANUARY 28

Fresno State at Air Force*
Utah State at Wyoming*

WEDNESDAY, JANUARY 29

Nevada at Colorado State*
San Diego State at New Mexico*
San José State at Boise State*

SATURDAY, FEBRUARY 1

UNLV at Colorado State*
New Mexico at Fresno State*
Wyoming at San José State*
Nevada at Boise State*
Utah State at San Diego State*

TUESDAY, FEBRUARY 4

Colorado State at Fresno State*
Boise State at Wyoming*
Air Force at Nevada*

WEDNESDAY, FEBRUARY 5

UNLV at Utah State*

SATURDAY, FEBRUARY 8

Wyoming at New Mexico*
San José State at Nevada*
Fresno State at UNLV*
San Diego State at Air Force*
Boise State at Utah State*

TUESDAY, FEBRUARY 11

Air Force at Boise State*
Utah State at Colorado State*
New Mexico at San Diego State*

WEDNESDAY, FEBRUARY 12

Fresno State at San José State*
Nevada at UNLV*

SATURDAY, FEBRUARY 15

San José State at Air Force*
Colorado State at Wyoming*
UNLV at New Mexico*
Utah State at Fresno State*

SUNDAY, FEBRUARY 16

San Diego State at Boise State*

TUESDAY, FEBRUARY 18

Nevada at New Mexico*
Colorado State at UNLV*

WEDNESDAY, FEBRUARY 19

Air Force at Fresno State*
Boise State at San José State*
Wyoming at Utah State*

SATURDAY, FEB. 22

Wyoming at Air Force*
San José State at Colorado State*
UNLV at San Diego State*
Fresno State at Nevada*

SUNDAY, FEBRUARY 23

New Mexico at Boise State*

TUESDAY, FEBRUARY 25

Nevada at Wyoming*
San José State at Utah State*
Colorado State at San Diego State*

WEDNESDAY, FEBRUARY 26

New Mexico at Air Force*
Boise State at UNLV*

SATURDAY, FEBRUARY 29

Air Force at Colorado State*
UNLV at San José State*
Wyoming at Fresno State*
San Diego State at Nevada*
Utah State at New Mexico*



SEASON SEASON REVIEW REVIEW



- Denotes MGM Main Event
 ^ - Denotes Mountain West/Missouri Valley Challenge
 \$ - At Vivint Smart Home Arena (Salt Lake City, Utah)
 * - Denotes Mountain West Conference game
 % - Denotes Mountain West Basketball Tournament
 ## - Denotes NCAA Tournament



2018-19 CONFERENCE STATISTICS



RECORD:	OVERALL	HOME	AWAY	NEUTRAL
ALL GAMES	28-6	14-1	9-4	5-1
CONFERENCE	15-3	8-1	7-2	0-0

No.	Player	GP-GS	Min	Avg	FG-FGA	Pct	3FG-FGA	Pct	FT-FTA	Pct	Off	Def	Tot	Avg	PF	FO	A	TO	Blk	Stl	Pts	Avg
05	MERRILL, Sam	18-18	667	37.1	124-282	.440	49-129	.380	99-111	.892	8	62	70	3.9	48	1	79	34	6	20	396	22.0
23	QUETA, Neemias	18-18	525	29.2	99-155	.639	1-2	.500	35-71	.493	42	132	174	9.7	50	2	34	41	44	11	234	13.0
24	BRITO, Diogo	18-0	442	24.6	53-124	.427	26-69	.377	34-46	.739	16	59	75	4.2	32	0	43	23	2	21	166	9.2
22	MILLER, Brock	18-18	504	28.0	52-145	.359	42-114	.368	13-15	.867	10	23	33	1.8	29	0	24	10	2	4	159	8.8
10	TAYLOR, Quinn	18-18	497	27.6	61-121	.504	8-34	.235	17-26	.654	50	60	110	6.1	39	2	44	26	13	13	147	8.2
15	PORTER, Abel	18-13	483	26.8	36-87	.414	21-50	.420	29-42	.690	2	57	59	3.3	47	2	63	28	2	14	122	6.8
12	BEAN, Justin	18-0	226	12.6	27-50	.540	0-3	.000	15-18	.833	20	40	60	3.3	25	0	13	6	7	12	69	3.8
02	BROWN JR., Dwayne	18-0	157	8.7	25-43	.581	6-13	.462	9-14	.643	6	22	28	1.6	22	0	10	13	0	4	65	3.6
01	KNIGHT, Tauriawn	10-0	89	8.9	10-24	.417	1-6	.167	6-8	.750	3	13	16	1.6	11	0	4	11	0	0	27	2.7
21	FAKIRA, Ben	3-0	9	3.0	1-4	.250	0-0	.000	0-0	.000	4	1	5	1.7	4	0	0	2	0	0	2	0.7
30	JOHNSON, Alek	5-0	9	1.8	1-2	.500	1-2	.500	0-0	.000	0	1	1	0.2	1	0	0	0	0	0	3	0.6
04	AINGE, Crew	5-5	42	8.4	1-10	.100	0-8	.000	0-0	.000	1	9	10	2.0	3	0	7	5	0	0	2	0.4
TM	TEAM										27	20	47	2.6	0		3				2	
Total		18			490-1047	.468	155-430	.360	257-351	.732	189	499	688	38.2	311	7	321	202	76	99	1394	77.4
Opponents		18			421-1009	.417	161-415	.388	225-328	.686	147	425	572	31.8	332	10	219	218	60	101	1228	68.2

	USU	OPP		
SCORING	1394	1228		
Points per game	77.4	68.2		
Scoring margin	+9.2	-		
FIELD GOALS-ATT	490-1047	421-1009		
Field goal pct	.468	.417		
3 POINT FG-ATT	155-430	161-415		
3-point FG pct	.360	.388		
3-pt FG made per game	8.6	8.9		
FREE THROWS-ATT	257-351	225-328		
Free throw pct	.732	.686		
F-Throws made per game	14.3	12.5		
REBOUNDS	688	572		
Rebounds per game	38.2	31.8		
Rebounding margin	+6.4	-		
ASSISTS	321	219		
Assists per game	17.8	12.2		
TURNOVERS	202	218		
Turnovers per game	11.2	12.1		
Turnover margin	+0.9	-		
Assist/turnover ratio	1.6	1.0		
STEALS	99	101		
Steals per game	5.5	5.6		
BLOCKS	76	60		
Blocks per game	4.2	3.3		
ATTENDANCE	66334	54678		
Home games-Avg/Game	9-7370	9-6075		
Neutral site-Avg/Game	-	0-0		
SCORE BY PERIODS:	1st	2nd	OT	Total
Utah State	688	682	24	1394
Opponents	567	648	13	1228

DATE	OPPONENT	W/L	SCORE	ATTEND
01/02/19	at Nevada*	L	49-72	11,224
01/05/19	AIR FORCE*	W	79-62	8,412
01/09/19	FRESNO STATE*	L	77-78	6,379
01/12/19	at Wyoming*	W	71-55	3,426
01/16/19	at San José St.*	W	81-63	1,388
01/19/19	COLORADO STATE*	W	87-72	7,509
01/26/19	at New Mexico*	W	68-66	10,752
01/30/19	SAN JOSÉ STATE*	W	103-73	6,599
02/02/19	UNLV*	W	82-65	7,157
02/05/19	at Fresno State*	W	82-81	5,091
02/09/19	at San Diego State*	L	63-68	10,631
02/13/19	WYOMING*	W	76-59	5,458
02/16/19	at Air Force*	W	76-62	3,037
02/20/19	NEW MEXICO*	W	71-55	6,273
02/23/19	at Boise State*	WOT	78-71	6,581
02/26/19	SAN DIEGO STATE*	W	70-54	8,160
03/02/19	NEVADA*	W	81-76	10,387
03/05/19	at Colorado State*	WOT	100-96	2548

* - Denotes Mountain West Conference game



	Opponent	Points in Paint	Points off TO	2nd Chance Points	Fastbreak Points	Bench Points	Largest Lead
QUICK FACTS	at Montana State	36/14	18/10	17/2	4/2	44/24	30/4
	Hartford	64/24	19/9	16/10	20/2	59/13	32/9
	Mississippi Valley State	34/10	16/8	8/5	14/0	32/7	35/0
	Utah Valley	32/26	24/13	11/5	12/4	33/12	24/1
	vs Saint Mary's	34/24	14/19	13/14	4/0	18/14	24/3
	vs Arizona State	26/28	17/13	11/7	0/10	30/20	7/9
	Northern Iowa	30/16	9/7	2/7	5/0	34/19	21/-
	at UC Irvine	28/28	15/9	8/5	7/13	32/32	26/-
	at BYU	50/36	9/22	12/5	5/11	33/31	-/22
	vs Weber State	42/32	10/13	9/6	4/6	28/15	18/-
OUTLOOK	Alabama State	44/12	16/9	8/7	6/5	30/29	40/-
	at Houston	26/22	13/17	5/16	6/14	25/21	13/10
	Eastern Oregon	40/14	27/13	15/6	4/5	26/22	34/3
	at Nevada*	14/30	13/23	18/7	3/19	12/14	1/23
	Air Force*	34/16	7/22	14/6	5/2	17/12	19/-
	Fresno State*	36/26	15/8	6/7	9/4	22/4	12/1
	at Wyoming*	36/16	11/6	8/5	0/0	25/4	18/8
	at San José State*	28/15	26/15	10/4	13/8	40/18	18/15
	Colorado State*	38/20	20/11	17/5	8/7	16/14	18/-
	at New Mexico*	30/18	9/8	7/9	9/5	8/32	14/2
AGGIE BIOS	San José State*	42/38	24/9	15/10	21/0	33/36	31/3
	UNLV*	34/20	10/9	9/6	10/5	28/16	29/2
	at Fresno State*	26/22	14/5	13/17	3/2	12/12	13/3
	at San Diego State*	16/22	14/16	15/15	5/4	7/3	10/13
	Wyoming*	24/22	12/13	8/2	0/0	17/9	17/3
	at Air Force*	34/24	19/10	20/8	8/2	15/5	17/7
	New Mexico*	34/22	23/4	25/9	8/2	21/14	16/9
	at Boise State*	20/12	18/9	6/2	14/16	7/10	12/5
	San Diego State*	46/20	10/5	18/8	8/2	26/24	21/4
	Nevada*	34/30	16/9	8/14	8/2	29/8	13/1
COACHES	at Colorado State*	50/34	6/13	10/8	5/17	20/4	12/2
	vs New Mexico	36/32	8/22	12/15	8/10	34/31	8/8
	vs Fresno State	34/26	18/8	15/3	8/6	27/9	35/-
	vs San Diego State	26/24	11/4	13/15	6/2	5/12	15/3
	vs Washington	18/26	18/26	11/11	3/7	10/18	6/17
OPPONENTS							
SEASON REVIEW							
RECORDS							
UNIVERSITY							





2018-19 TEAM COMPARISON



Opponent	1st	2nd	OT	Score	Mar	Tot FG	FG Pct	3-PT	3FG	FT	FT Pct	Reb	Mar	Asst	TO	B	S	FL
at Montana State	50/34	51/37	-	101-71	+30	34-69/20-53	.493/.377	10-24/10-27	.417/.370	23-26/21-33	.885/.636	51/25	+26	16/12	12/13	3/4	5/4	29/26
Hartford	53/31	47/42	-	100-73	+27	39-70/24-64	.557/.375	5-12/9-29	.417/.310	17-20/16-20	.850/.800	48/26	+22	21/14	15/12	5/3	8/5	23/21
Mississippi Valley St.	53/24	41/35	-	94-59	+35	29-50/19-61	.580/.311	11-21/10-22	.524/.455	25-31/11-14	.806/.786	39/29	+10	24/8	12/13	6/1	7/5	14/22
Utah Valley	32/20	33/26	-	65-46	+19	25-69/17-55	.362/.309	4-22/3-13	.182/.231	11-15/9-16	.733/.563	50/37	+13	17/6	12/17	7/6	11/6	19/19
vs Saint Mary's	41/29	39/34	-	80-63	+17	29-59/18-62	.492/.290	6-17/6-24	.353/.250	16-18/21-26	.889/.808	41/32	+9	17/8	14/11	8/2	5/7	22/17
vs Arizona State	35/37	47/50	-	82-87	-5	25-56/26-52	.446/.500	7-23/7-14	.304/.500	25-33/28-42	.758/.667	34/29	+5	15/13	20/16	1/3	6/8	28/27
Northern Iowa	31/23	40/29	-	71-52	+19	25-50/18-58	.500/.310	5-16/8-30	.313/.267	16-22/8-13	.727/.615	41/31	+10	15/12	10/11	3/1	8/2	15/22
at UC Irvine	37/27	52/38	-	89-65	+24	31-59/21-53	.525/.396	13-24/11-14	.542/.071	14-19/22-31	.737/.710	41/27	+14	16/7	11/10	3/3	4/7	22/19
at BYU	34/53	46/42	-	80-95	-15	29-60/33-59	.483/.559	3-17/11-24	.176/.458	19-24/18-21	.792/.857	34/24	+10	6/17	16/13	2/4	8/11	20/20
vs Weber State	39/27	37/40	-	76-67	+9	28-60/24-61	.467/.393	6-15/6-22	.400/.273	14-22/13-20	.636/.650	43/34	+9	18/6	10/10	3/5	8/4	19/19
Alabama State	44/28	42/20	-	86-48	+38	30-55/12-58	.545/.207	7-24/4-19	.292/.211	19-28/20-25	.679/.800	49/32	+17	19/5	19/16	9/3	12/8	25/24
at Houston	31/21	19/39	-	50-60	-10	18-49/20-63	.367/.317	4-20/7-24	.200/.292	10-14/13-15	.714/.867	35/40	-5	8/10	17/11	4/5	4/8	17/17
Eastern Oregon	45/26	39/31	-	84-57	+27	30-67/20-58	.448/.345	7-24/7-23	.292/.304	17-24/10-13	.708/.769	46/34	+12	21/12	13/21	2/5	10/8	16/21
at Nevada*	25/35	24/37	-	49-72	-23	16-61/24-61	.262/.393	4-23/7-29	.174/.241	11-17/17-20	.647/.850	44/43	+1	8/17	20/16	5/5	7/15	17/16
Air Force*	44/28	35/34	-	79-62	+17	29-52/22-56	.558/.393	11-26/10-28	.423/.357	10-12/8-10	.833/.800	39/19	+20	25/14	17/9	5/2	6/5	15/16
Fresno State*	38/30	39/48	-	77-78	-1	25-49/30-66	.510/.455	6-20/15-31	.300/.484	21-30/3-6	.700/.500	35/34	+1	21/14	11/10	9/3	2/6	14/25
at Wyoming*	32/25	39/30	-	71-55	+16	27-57/20-50	.474/.400	7-24/7-20	.292/.350	10-17/8-13	.588/.615	40/29	+11	13/7	7/9	3/4	4/2	16/15
at San José State*	41/35	40/28	-	81-63	+18	28-62/21-47	.452/.447	11-27/12-24	.407/.500	14-15/9-18	.933/.500	33/31	+2	17/15	9/22	1/2	13/3	14/15
Colorado State*	44/35	43/37	-	87-72	+15	32-59/23-51	.542/.451	12-25/10-24	.480/.417	11-14/16-26	.786/.615	39/24	+15	23/13	13/12	3/2	6/7	20/15
at New Mexico*	36/27	32/29	-	68-66	+2	27-55/23-59	.491/.390	9-18/8-24	.500/.333	5-11/12-15	.455/.800	37/32	+5	16/11	13/11	4/5	4/3	17/15
San José State*	51/33	52/40	-	103-73	+30	35-72/25-55	.486/.455	11-37/5-14	.297/.357	22-24/18-27	.917/.667	38/35	+3	28/16	8/17	6/1	8/4	22/21
UNLV*	48/28	34/37	-	82-65	+17	30-61/21-57	.492/.368	10-23/9-24	.435/.375	12-22/14-21	.545/.667	44/32	+12	22/14	12/11	3/4	5/9	22/19
at Fresno State*	43/37	39/44	-	82-81	+1	30-55/29-59	.545/.492	12-26/12-27	.462/.444	10-13/11-14	.769/.786	30/28	+2	18/11	10/10	5/2	4/8	12/15
at San Diego State*	29/33	34/35	-	63-68	-5	20-51/22-59	.392/.373	10-24/7-21	.417/.333	13-17/17-21	.765/.810	35/38	-3	12/15	12/8	3/4	3/5	22/17
Wyoming*	37/37	39/22	-	76-59	+17	24-49/21-49	.490/.429	10-20/8-20	.500/.400	18-25/9-12	.720/.750	35/24	+11	21/10	11/11	5/1	5/6	10/21
at Air Force*	34/27	42/35	-	76-62	+14	26-56/21-50	.464/.420	11-30/7-18	.367/.389	13-16/13-19	.813/.684	37/28	+9	14/6	14/15	4/2	4/2	23/18
New Mexico*	35/32	36/23	-	71-55	+16	26-70/20-50	.371/.400	7-27/7-23	.259/.304	12-17/8-12	.706/.667	42/38	+4	21/10	8/18	6/4	13/5	13/19
at Boise State*	37/30	31/38	10/3	78-71	+7	25-58/24-57	.431/.421	9-26/12-25	.346/.480	19-24/11-19	.792/.579	40/33	+7	13/12	11/10	1/2	3/4	17/20
San Diego State*	31/21	39/33	-	70-54	+16	27-63/19-54	.429/.352	4-21/7-15	.190/.467	12-15/9-15	.800/.600	44/30	+14	18/10	6/10	5/8	3/3	13/15
Nevada*	37/33	44/43	-	81-76	+5	24-51/24-66	.471/.364	5-17/6-23	.294/.261	28-37/22-34	.757/.647	42/43	-1	16/8	11/11	5/4	6/7	26/28
at Colorado State*	46/41	40/45	14/10	100-96	+4	39-66/32-64	.591/.500	6-16/12-26	.375/.462	16-25/20-26	.640/.769	35/31	+4	15/16	9/8	3/5	3/7	18/22
vs New Mexico	39/39	52/44	-	91-83	+8	25-47/28-72	.532/.389	6-13/10-29	.462/.345	35-45/17-21	.778/.810	46/28	+18	19/18	24/10	7/0	6/12	19/29
vs Fresno State	50/27	35/33	-	85-60	+25	32-66/23-57	.485/.404	13-31/5-26	.419/.192	8-11/9-11	.727/.818	43/29	+14	23/12	9/10	2/5	5/4	16/10
vs San Diego State	34/32	30/25	-	64-57	+7	21-52/21-63	.404/.333	5-19/7-28	.263/.250	17-24/8-12	.708/.667	39/37	+2	9/10	10/9	2/4	6/5	16/23
vs Washington	28/40	33/38	-	61-78	-17	19-54/22-51	.352/.490	7-20/10-17	.350/.588	16-20/18-21	.800/.857	35/29	+6	13/14	21/15	4/6	3/10	18/18



QUICK FACTS

OUTLOOK

AGGIE BIOS

COACHES

OPPONENTS

SEASON REVIEW

RECORDS

UNIVERSITY



2018-19 POINTS-REB-ASST



	00	01	02	03	04	05	10					
	OPPONENT	DATE	SCORE	W/L	STALL	T. KNIGHT	BROWN JR.	KNIGHT III	AINGE	MERRILL	TAYLOR	
QUICK FACTS	AT MONTANA STATE	11/06/18	101-71	W	DNP-I	6-1-0	15-4-0	5-3-2	2-2-1	37-4-3	8-6-1	
	HARTFORD	11/09/18	100-73	W	DNP-I	14-4-2	24-6-1	4-7-2	3-2-2	14-4-4	12-5-3	
	MISSISSIPPI VALLEY STATE	11/13/18	94-59	W	DNP-I	2-1-4	5-4-1	12-4-2	3-2-0	18-2-4	8-4-2	
	UTAH VALLEY	11/16/18	65-46	W	DNP-I	8-2-0	5-5-2	9-1-0	0-1-0	14-3-5	10-15-1	
	VS SAINT MARY'S	11/19/18	80-63	W	DNP-I	4-0-1	6-4-0	5-4-0	4-2-1	23-4-8	3-9-4	
	VS ARIZONA STATE	11/21/18	82-87	L	DNP-I	0-0-1	14-4-2	13-3-2	3-2-3	27-5-1	7-5-2	
	NORTHERN IOWA	11/28/18	71-52	W	DNP-I	6-1-2	8-1-1	9-5-2	2-3-4	20-5-3	8-5-2	
	AT UC IRVINE	12/01/18	89-65	W	DNP-I	0-1-0	10-1-1	9-2-0	8-0-2	17-2-7	21-6-1	
	AT BYU	12/05/18	80-95	L	DNP-I	4-0-0	15-6-0	11-4-1	6-1-0	17-5-2	5-3-2	
OUTLOOK	VS WEBER STATE	12/08/18	76-67	W	DNP-I	10-3-0	5-4-1	DNP-I	4-6-3	19-3-4	3-3-2	
	ALABAMA STATE	12/15/18	86-48	W	DNP-I	3-0-3	14-7-1	DNP-I	11-6-2	16-5-5	9-9-2	
	AT HOUSTON	12/20/18	50-60	L	DNP-I	1-0-0	19-7-0	1-6-1	0-2-1	6-4-1	14-9-1	
	EASTERN OREGON	12/28/18	84-57	W	DNP-I	0-0-3	4-5-1	DNP	2-2-2	28-4-3	6-2-2	
	AT NEVADA*	01/02/19	49-72	L	DNP-I	0-3-0	4-7-1	DNP	0-2-1	16-0-0	1-5-1	
	AIR FORCE*	01/05/09	79-62	W	DNP-I	DNP-C	8-1-1	DNP	0-2-1	18-12-5	16-6-4	
	FRESNO STATE*	01/09/19	77-78	L	DNP-I	DNP-C	0-1-0	-	2-3-5	16-3-4	10-5-2	
	AT WYOMING*	01/12/19	71-55	W	DNP-I	2-1-0	13-6-0	-	0-2-0	22-8-4	7-4-4	
	AT SAN JOSÉ STATE*	01/16/19	81-63	W	DNP-I	10-1-0	2-0-0	-	0-1-0	12-3-3	2-8-0	
AGGIE BIOS	COLORADO STATE*	01/19/19	87-72	W	DNP-I	0-2-0	2-3-1	-	DNP-C	16-3-8	12-9-5	
	AT NEW MEXICO*	01/26/19	68-66	W	DNP-I	DNP-C	3-0-2	-	DNP-C	22-4-3	8-3-2	
	SAN JOSÉ STATE*	01/30/19	103-73	W	DNP-I	11-1-2	4-1-0	-	DNP-ILL	29-2-8	8-8-9	
	UNLV*	02/02/19	82-65	W	DNP-I	2-2-0	5-2-2	-	DNP-C	20-3-5	9-6-4	
	AT FRESNO STATE*	02/05/19	82-81	W	DNP-I	0-1-0	3-0-0	-	DNP-C	20-5-5	9-5-1	
	AT SAN DIEGO STATE*	02/09/19	63-68	L	DNP-I	2-0-1	0-0-0	-	DNP-C	35-1-0	4-3-2	
	WYOMING*	02/13/19	76-59	W	DNP-I	0-2-1	8-2-1	-	DNP-C	19-0-6	13-10-0	
	AT AIR FORCE*	02/16/19	76-62	W	DNP-I	0-3-0	4-1-0	-	DNP-C	20-2-6	5-6-0	
	NEW MEXICO*	02/20/19	71-55	W	DNP-I	DNP-C	0-1-0	-	DNP-C	13-5-4	8-7-2	
COACHES	AT BOISE STATE*	02/23/19	78-71	W-OT	DNP-I	DNP-C	0-1-0	-	DNP-C	32-8-3	2-4-1	
	SAN DIEGO STATE*	02/26/19	70-54	W	DNP-I	DNP-C	4-0-2	-	DNP-C	19-5-0	13-11-4	
	NEVADA*	03/02/19	81-76	W	DNP-I	DNP-C	5-2-0	-	DNP-C	29-5-2	2-4-3	
	AT COLORADO STATE*	03/05/19	100-96	W-OT	DNP-I	DNP-C	0-0-0	-	DNP-C	38-8-6	18-6-0	
	VS NEW MEXICO	03/14/19	91-83	W	DNP-I	DNP-C	6-1-0	-	DNP-C	23-4-9	4-8-1	
	VS FRESNO STATE	03/15/19	85-60	W	DNP-I	0-0-0	0-0-0	-	DNP-C	22-5-5	5-7-3	
	VS SAN DIEGO STATE	03/16/19	64-57	W	DNP-I	DNP-C	0-1-0	-	DNP-C	24-6-1	2-6-1	
	VS WASHINGTON	03/22/19	61-78	L	DNP-I	DNP-C	0-0-0	-	DNP-C	10-3-3	7-4-0	
	OPPONENTS				12	14	15	21	22	23	24	30
OPPONENT		DATE	SCORE	W/L	BEAN	GROOTFAAM	PORTER	FAKIRA	MILLER	QUETA	BRITO	JOHNSON
AT MONTANA STATE		11/06/18	101-71	W	5-8-0	DNP-I	2-0-2	5-3-1	5-3-2	5-5-0	6-8-4	DNP-C
HARTFORD		11/09/18	100-73	W	2-1-0	DNP-I	4-0-1	2-2-1	3-1-3	9-9-1	9-4-1	DNP-C
MISSISSIPPI VALLEY STATE		11/13/18	94-59	W	3-2-1	DNP-I	2-3-5	2-3-0	26-1-1	7-6-2	6-4-2	DNP-C
UTAH VALLEY		11/16/18	65-46	W	0-0-0	DNP-I	3-0-1	2-1-0	5-2-1	3-8-2	6-5-5	DNP-C
VS SAINT MARY'S		11/19/18	80-63	W	DNP-C	DNP-I	0-1-0	0-1-0	8-1-1	24-9-2	3-5-0	DNP-C
VS ARIZONA STATE		11/21/18	82-87	L	DNP-C	DNP-I	DNP-C	0-0-0	10-1-1	5-9-1	3-2-2	DNP-C
NORTHERN IOWA		11/28/18	71-52	W	DNP-C	DNP-I	5-3-1	DNP-C	2-4-0	5-5-0	6-5-0	DNP-C
SEASON REVIEW	AT UC IRVINE	12/01/18	89-65	W	0-1-0	DNP-I	0-1-0	2-3-0	0-0-0	11-19-3	6-1-1	0-0-0
	AT BYU	12/05/18	80-95	L	DNP-C	DNP-I	0-0-0	0-0-0	3-2-1	16-8-0	3-1-0	DNP-C
	VS WEBER STATE	12/08/18	76-67	W	DNP-C	DNP-I	0-0-1	0-0-0	9-3-1	13-8-3	13-11-3	DNP-C
	ALABAMA STATE	12/15/18	86-48	W	0-3-1	DNP-I	0-3-2	3-2-0	5-0-2	15-7-0	10-3-0	0-1-1
	AT HOUSTON	12/20/18	50-60	L	DNP-C	DNP-I	0-0-1	DNP-C	5-0-1	0-2-1	4-2-1	DNP-C
	EASTERN OREGON	12/28/18	84-57	W	12-7-1	DNP-I	5-1-3	3-2-0	9-2-0	13-7-1	2-6-5	0-2-0
	AT NEVADA*	01/02/19	49-72	L	4-5-1	DNP-I	1-0-3	0-3-0	10-2-1	8-10-0	3-4-0	0-0-0
	AIR FORCE*	01/05/19	79-62	W	2-7-1	DNP-I	7-2-2	DNP-C	15-4-1	13-10-3	0-0-0	DNP-C
	FRESNO STATE*	01/09/19	77-78	L	2-4-0	DNP-I	14-3-4	DNP-C	11-2-1	16-9-1	6-3-4	DNP-C
RECORDS	AT WYOMING*	01/12/19	71-55	W	0-2-0	DNP-I	0-1-1	DNP-C	3-3-2	14-5-0	10-3-2	DNP-C
	AT SAN JOSÉ STATE*	01/16/19	81-63	W	4-3-2	DNP-I	1-1-2	DNP-C	13-0-4	14-9-0	23-5-6	0-0-0
	COLORADO STATE*	01/19/19	87-72	W	2-0-0	DNP-I	7-3-3	DNP-C	18-1-1	18-11-2	12-5-3	DNP-C
	AT NEW MEXICO*	01/26/19	68-66	W	2-3-0	DNP-I	6-6-4	DNP-C	16-1-2	8-12-2	3-3-1	DNP-C
	SAN JOSÉ STATE*	01/30/19	103-73	W	8-4-1	DNP-I	8-2-3	2-2-0	14-3-2	11-11-2	5-2-1	3-1-0
	UNLV*	02/02/19	82-65	W	6-2-3	DNP-I	9-2-3	0-0-0	6-1-1	10-16-1	15-5-3	0-0-0
	AT FRESNO STATE*	02/05/19	82-81	W	2-1-0	DNP-I	6-2-2	DNP-C	17-0-2	18-15-6	7-1-2	DNP-C
	AT SAN DIEGO STATE*	02/09/19	63-68	L	0-4-0	DNP-I	8-6-4	DNP-C	3-4-1	6-10-3	5-3-1	DNP-C
	WYOMING*	02/13/19	76-59	W	0-0-0	DNP-I	11-4-4	DNP-ILL	2-1-1	14-10-4	9-4-4	DNP-C
UNIVERSITY	AT AIR FORCE*	02/16/19	76-62	W	0-1-0	DNP-I	10-3-5	DNP-C	9-1-1	17-6-0	11-11-2	DNP-C
	NEW MEXICO*	02/20/19	71-55	W	8-5-1	DNP-I	3-2-5	DNP-C	3-1-1	23-10-4	13-6-4	0-0-0
	AT BOISE STATE*	02/23/19	78-71	W-OT	0-3-0	DNP-I	16-4-3	DNP-C	11-5-1	10-8-2	7-5-3	DNP-C
	SAN DIEGO STATE*	02/26/19	70-54	W	10-8-2	DNP-I	3-10-5	DNP-C	0-2-0	9-3-2	12-4-3	DNP-C
	NEVADA*	03/02/19	81-76	W	9-6-2	DNP-I	3-4-4	DNP-C	5-0-1	13-11-1	15-8-3	DNP-C
	AT COLORADO STATE*	03/05/19	100-96	W	10-2-0	DNP-I	9-4-6	DNP-C	3-2-1	12-8-1	10-3-1	DNP-C
	VS NEW MEXICO	03/14/19	91-83	W	14-15-2	DNP-I	8-3-4	DNP-C	6-1-0	16-6-2	14-3-1	DNP-C
	VS FRESNO STATE	03/15/19	85-60	W	7-5-3	DNP-I	11-2-2	0-0-0	10-0-2	10-13-4	20-7-4	0-0-0
	VS SAN DIEGO STATE	03/16/19	64-57	W	0-2-0	DNP-I	10-0-3	DNP-C	6-3-1	17-8-1	5-5-2	DNP-C
VS WASHINGTON	03/22/19	61-78	L	6-5-1	DNP-I	10-2-5	DNP-C	13-5-1	11-9-0	4-1-3	DNP-C	

DNP-C - COACH'S DECISION | DNP-I - INJURED

Overall Record	28-7
When the Aggies they are	
Win the tip	19-3
Lose the tip	9-4
Lead at halftime	26-2
Trail at halftime	0-5
Are tied at halftime	2-0
Shoot better from the field than opponent	27-3
Shoot worse from the field than opponent	1-4
Shoot the same from the field as opponent	0-0
Shoot better from three-point range than opponent	18-1
Shoot worse from three-point range than opponent	10-6
Shoot the same from three-point range as opponent	0-0
Shoot better from the line than opponent	17-2
Shoot worse from the line than opponent	11-5
Shoot the same from the line as opponent	0-0
Outrebound opponent	27-5
Are outrebounded by opponent	1-2
Are even in rebounds with opponent	0-0
Have more offensive rebounds than opponent	20-4
Have fewer offensive rebounds than opponent	8-3
Have the same number of offensive rebounds	0-0
Have more defensive rebounds than opponents	25-5
Have fewer defensive rebounds than opponents	1-2
Have the same number of defensive rebounds	2-0
Commit more fouls than opponent	12-3
Commit fewer fouls than opponent	14-1
Commit same number of fouls	2-3
Have more assists than opponent	26-2
Have fewer assists than opponent	2-5
Have same number of assists	0-0
Commit more turnovers than opponent	12-7
Commit fewer turnovers than opponent	12-0
Commit the same number of turnovers	4-0
Block more shots than opponent	14-1
Block fewer shots than opponent	13-5
Block the same number of shots	1-1
Have more steals than opponent	16-0
Have fewer steals than opponent	11-7
Have same number of steals	1-0
Starting frontline outscored the opponent's	15-1
Starting frontline is outscored by the opponent's	13-6
Starting frontlines scores same amount	0-0
Starting backcourt outscored the opponent's	16-2
Starting backcourt is outscored by the opponent's	12-5
Starting backcourts scores same amount	0-0
Bench outscored the opponent's	22-5
Bench is outscored by the opponent's	4-2
Bench scores same amount	2-0

Utah State's Points Scored/Allowed Summary					
Record When Scoring			Record When Allowing		
0-0	30-39	0-0	0-0		
0-1	40-49	2-0	2-0		
0-1	50-59	8-0	8-0		
3-2	60-69	9-2	9-2		
9-1	70-79	6-3	6-3		
10-2	80-89	2-1	2-1		
2-0	90-99	1-1	1-1		
4-0	100+	0-0	0-0		
Utah State's Record When the Margin is...					
1 (pt.)	2	3	4	5	6
1-1	1-0	0-0	1-0	1-2	0-0
7	8	9	10-15	16-20	20+
2-0	1-0	1-0	2-2	10-1	8-1
Utah State's Record by Month					
Nov.	Dec.	Jan.	Feb.	March	
6-1	4-2	6-2	7-1	5-1	
Utah State's Record by Day of the Week					
Sun.	Mon.	Tues.	Wed.	Thurs.	Fri.
0-0	1-0	5-0	5-4	1-1	4-1
Sat.					
12-1					
2018-19 Starters/Non-Starters Production Summary					
Starters			Bench		
Total/% Team			Total/% Team		
Minutes	4,725/67.0%		2,325/33.0%		
Points	1,896/68.9%		857/31.1%		
Rebounds	828/59.0%		575/41.0%		
2018-19 Miscellaneous Statistics					
Games	Double Figure Scoring	20-Pt. Games	Double Figure Reb(Asst)	Double Doubles	
1 Knight	24	4	0	0	0
2 Brown Jr.	35	8	1	0	0
4 Ainge	18	1	0	0	0
5 Merrill	35	34	18	(1)	1
10 Taylor	35	10	1	3	3
12 Bean	29	4	0	1	1
15 Porter	34	7	0	0	0
21 Fakira	15	0	0	0	0
22 Miller	35	13	1	0	0
23 Queta	35	24	2	13	10
24 Brito	35	13	2	2	2
30 Johnson	9	0	0	0	0
2018-19 Scoring Average by Halves					
	1st Half	2nd Half	OT1	OT2	Total
Utah State	39.0	39.0	12.0	-	78.7
Opponents	31.0	35.7	6.5	-	67.1
2018-19 Starting Lineups					
Queta (C), Taylor (F), Miller (G), Merrill (G), Ainge (G)					13-5
Queta (C), Taylor (F), Miller (G), Merrill (G), Porter (G)					15-2
2018-19 Specialty Stats					
	FTs under 1 min	Charges Drawn	Dunks		
1 Tauriawn Knight	0-0	0	0		
2 Dwayne Brown Jr.	4-6	0	6		
4 Crew Ainge	0-0	0	0		
5 Sam Merrill	25-25	19	0		
10 Quinn Taylor	0-0	1	8		
12 Justin Bean	5-6	1	3		
15 Abel Porter	6-8	7	0		
21 Ben Fakira	0-0	0	0		
22 Brock Miller	4-4	0	0		
23 Neemias Queta	3-6	0	48		
24 Diogo Brito	2-6	0	3		

QUICK FACTS

OUTLOOK

AGGIE BIOS

COACHES

OPPONENTS

SEASON REVIEW

RECORDS

UNIVERSITY



1

TAURIAWN KNIGHT

6-1 • 175 • Guard • Oklahoma City, Okla. (Edmond Santa Fe)

Played in 24 games during his freshman year... Totaled 85 points, averaging 3.5 points per game... Shot 42.3 percent (30-of-71) from the floor, 17.6 percent (3-of-17) from behind the 3-point line and 81.5 percent (22-of-27) at the free throw line... Totaled 29 rebounds on the year, averaging 1.2 per contest... Also tallied 20 assists, six steals and two blocks.

CAREER STATISTICS

	GP-GS	Min	Avg	FG-FGA	Pct	3FG-FGA	Pct	FT-FTA	Pct	Off	Def	Tot	Avg	PF	FO	A	TO	Blk	Stl	Pts	Avg
2018-19	24-0	212	8.8	30-71	.423	3-17	.176	22-27	.815	6	23	29	1.2	23	0	20	22	2	6	85	3.5
Total	24-0	212	8.8	30-71	.423	3-17	.176	22-27	.815	6	23	29	1.2	23	0	20	22	2	6	85	3.5



2

DWAYNE BROWN JR.

6-6 • 220 • Forward • Conyers, Ga. (Northern Oklahoma Tonkawa)

Appeared in 69 games over two years as an Aggie, including 33 starts... Totaled 521 points, averaging 7.6 per contest... Scored in double figures 23 times during his career, including a career-high 24 points in games against Life Pacific and Hartford... Totaled 257 rebounds during his career, averaging 3.7 per contest... Also tallied 68 assists, 41 steals and 12 blocks.

CAREER STATISTICS

	GP-GS	Min	Avg	FG-FGA	Pct	3FG-FGA	Pct	FT-FTA	Pct	Off	Def	Tot	Avg	PF	FO	A	TO	Blk	Stl	Pts	Avg
2017-18	34-33	871	25.6	115-257	.447	31-99	.313	45-64	.703	49	120	169	5.0	90	4	47	57	8	21	306	9.0
2018-19	35-0	427	12.2	82-157	.522	13-40	.325	38-50	.760	23	65	88	2.5	51	0	21	37	4	20	215	6.1
Total	69-33	1,298	18.8	197-414	.476	44-139	.317	83-114	.728	72	185	257	3.7	141	4	68	94	12	41	521	7.6





CREW AINGE

6-0 • 175 • Guard • Wellesley, Mass. (Kimball Union Academy)

Appeared in 34 games over the course of two years at Utah State, including 18 starts... Totaled 58 points, averaging 1.7 per game... Scored a career-high 11 points in Utah State's 86-48 victory over Alabama State during his sophomore year... Logged 49 total rebounds, averaging 1.4 per contest... Also recorded 35 assists, 13 steals and one block.

CAREER STATISTICS																	
	GP-GS	Min	Avg	FG-FGA	Pct	3FG-FGA	Pct	FT-FTA	Pct	Off	Def	Tot	Avg	PF	FO	A	TO
2017-18	16-0	111	6.9	2-18	.111	0-9	.000	4-7	.571	3	5	8	0.5	15	0	7	8
2018-19	18-18	232	12.9	21-49	.429	2-20	.100	6-11	.545	3	38	41	2.3	26	0	28	19
Total	34-18	343	10.1	23-67	.343	2-29	.069	10-18	.556	6	43	49	1.4	41	0	35	27



QUINN TAYLOR

6-8 • 240 • Forward • Houston, Texas (Langham Creek HS)

Appeared in 129 games, the fifth-most in school history, over a four-year career at Utah State... Started in 71 games... Totaled 791 points, averaging 6.1 per contest... Scored a career-high 22 points against Utah on Dec. 9, 2017... Recorded 606 rebounds during his career, averaging 4.7 per contest... Pulled down a career-high 15 rebounds against Utah Valley on Nov. 16, 2018... Shot 55.8 percent (319-of-572) from the field, 36.3 percent (45-of-124) from behind the 3-point line and 61.4 percent (108-of-176) at the free throw line during his career... Totaled 175 assists during his career, logging a career-high nine against San José State on Jan. 30, 2019... Also recorded 57 steals and 55 blocks during his career.

CAREER STATISTICS																	
	GP-GS	Min	Avg	FG-FGA	Pct	3FG-FGA	Pct	FT-FTA	Pct	Off	Def	Tot	Avg	PF	FO	A	TO
2015-16	30-12	439	14.6	51-80	.638	4-6	.667	19-33	.576	36	75	111	3.7	62	4	26	15
2016-17	31-8	580	18.7	68-127	.535	7-18	.389	20-33	.606	46	79	125	4.0	82	2	30	24
2017-18	33-16	763	23.1	92-152	.605	14-34	.412	26-46	.565	67	87	154	4.7	83	0	45	28
2018-19	35-35	878	25.1	108-213	.507	20-66	.303	43-64	.672	88	128	216	6.2	88	4	74	45
Total	129-71	2660	20.6	319-572	.558	45-124	.363	108-176	.614	237	369	606	4.7	315	10	175	112



QUICK FACTS

OUTLOOK

AGGIE BIOS

COACHES

OPPONENTS

SEASON REVIEW

RECORDS

UNIVERSITY



2018-19 MW OVERALL STATS



QUICK FACTS

OUTLOOK

AGGIE BIOS

COACHES

OPPONENTS

SEASON REVIEW

RECORDS

UNIVERSITY

	MW					Overall				
	W	L	Pct	Home	Away	W	L	Pct	Home	Away
Nevada	15	3	.833	9-0	6-3	29	5	.853	15-0	9-3
Utah State	15	3	.833	8-1	7-2	28	7	.800	14-1	9-4
Fresno State	13	5	.722	6-3	7-2	23	9	.719	13-4	7-3
San Diego State	11	7	.611	8-1	3-6	21	13	.618	14-3	5-7
UNLV	11	7	.611	6-3	5-4	17	14	.548	10-7	6-5
Air Force	8	10	.444	5-4	3-6	14	18	.438	9-6	3-9
New Mexico	7	11	.389	6-3	1-8	14	18	.438	9-7	4-9
Boise State	7	11	.389	4-5	3-6	13	20	.394	8-7	3-10
Colorado State	7	11	.389	4-5	3-6	12	20	.375	8-9	4-8
Wyoming	4	14	.222	3-6	1-8	8	24	.250	6-10	1-11
San José State	1	17	.056	1-8	0-8	4	27	.129	4-11	0-12

SCORING OFFENSE

##	Team	G	W-L	Pts	Avg/G
1.	Nevada	34	29-5	2723	80.1
2.	UTAH STATE	35	28-7	2753	78.7
3.	Fresno State	32	23-9	2448	76.5
4.	New Mexico	32	14-18	2443	76.3
5.	Colorado State	33	12-21	2453	74.3
6.	UNLV	31	17-14	2276	73.4
7.	San Diego State	34	21-13	2437	71.7
8.	Boise State	33	13-20	2364	71.6
9.	Air Force	32	14-18	2179	68.1
10.	San José State	31	4-27	2042	65.9
11.	Wyoming	32	8-24	2105	65.8

FIELD GOAL PERCENTAGE

##	Team	G	FG	FGA	Pct
1.	Colorado State	33	891	1876	.475
2.	UTAH STATE	35	959	2039	.470
3.	Boise State	33	845	1801	.469
4.	Nevada	34	924	1999	.462
5.	Fresno State	32	847	1866	.454
6.	Air Force	32	802	1776	.452
7.	San Diego State	34	845	1940	.436
8.	UNLV	31	791	1852	.427
9.	New Mexico	32	814	1929	.422
10.	Wyoming	32	690	1656	.417
11.	San José State	31	713	1765	.404

REBOUNDING OFFENSE

##	Team	G	Reb	Avg/G
1.	UTAH STATE	35	1403	40.1
2.	UNLV	31	1203	38.8
3.	New Mexico	32	1203	37.6
4.	Nevada	34	1273	37.4
5.	San José State	31	1130	36.5
6.	San Diego State	34	1228	36.1
7.	Fresno State	32	1142	35.7
8.	Air Force	32	1077	33.7
9.	Colorado State	33	1108	33.6
10.	Boise State	33	1019	30.9
11.	Wyoming	32	983	30.7

SCORING DEFENSE

##	Team	G	W-L	Pts	Avg/G
1.	Nevada	34	29-5	2270	66.8
2.	UTAH STATE	35	28-7	2349	67.1
3.	San Diego State	34	21-13	2291	67.4
4.	Fresno State	32	23-9	2162	67.6
5.	Boise State	33	13-20	2263	68.6
6.	Air Force	32	14-18	2294	71.7
7.	UNLV	31	17-14	2242	72.3
8.	Colorado State	33	12-21	2477	75.1
9.	Wyoming	32	8-24	2411	75.3
10.	New Mexico	32	14-18	2454	76.7
11.	San José State	31	4-27	2534	81.7

FIELD GOAL PCT DEFENSE

##	Team	G	FG	FGA	Pct
1.	UTAH STATE	35	790	2009	.393
2.	San Diego State	34	792	1934	.410
3.	Nevada	34	815	1986	.410
4.	Fresno State	32	750	1788	.419
5.	Wyoming	32	835	1880	.444
6.	UNLV	31	813	1810	.449
7.	Boise State	33	795	1768	.450
8.	Air Force	32	821	1820	.451
9.	New Mexico	32	869	1925	.451
10.	Colorado State	33	891	1950	.457
11.	San José State	31	920	1947	.473

REBOUNDING DEFENSE

##	Team	G	Reb	Avg/G
1.	Boise State	33	1026	31.1
2.	UTAH STATE	35	1095	31.3
3.	Air Force	32	1072	33.5
4.	UNLV	31	1050	33.9
5.	Colorado State	33	1123	34.0
6.	Fresno State	32	1094	34.2
7.	San Diego State	34	1171	34.4
8.	Nevada	34	1186	34.9
9.	San José State	31	1146	37.0
10.	New Mexico	32	1193	37.3
11.	Wyoming	32	1218	38.1

SCORING MARGIN

##	Team	G	OFF	DEF	Margin
1.	Nevada	34	80.1	66.8	+13.3
2.	UTAH STATE	35	78.7	67.1	+11.5
3.	Fresno State	32	76.5	67.6	+8.9
4.	San Diego State	34	71.7	67.4	+4.3
5.	Boise State	33	71.6	68.6	+3.1
6.	UNLV	31	73.4	72.3	+1.1
7.	New Mexico	32	76.3	76.7	-0.3
8.	Colorado State	33	74.3	75.1	-0.7
9.	Air Force	32	68.1	71.7	-3.6
10.	Wyoming	32	65.8	75.3	-9.6
11.	San José State	31	65.9	81.7	-15.9

3-POINT FG PCT

##	Team	G	FG	FGA	Pct
1.	Fresno State	32	342	897	.381
2.	San Diego State	34	261	721	.362
3.	Colorado State	33	266	748	.356
4.	UTAH STATE	35	274	772	.355
5.	Boise State	33	252	715	.352
6.	Nevada	34	297	855	.347
7.	New Mexico	32	292	845	.346
8.	Wyoming	32	248	720	.344
9.	UNLV	31	251	745	.337
10.	Air Force	32	234	711	.329
11.	San José State	31	210	641	.328

REBOUNDING MARGIN

##	Team	G	TEAM	Avg	OPP	Avg	Mar
1.	UTAH STATE	35	1403	40.1	1095	31.3	8.8
2.	UNLV	31	1203	38.8	1050	33.9	4.9
3.	Nevada	34	1273	37.4	1186	34.9	2.6
4.	San Diego State	34	1228	36.1	1171	34.4	1.7
5.	Fresno State	32	1142	35.7	1094	34.2	1.5
6.	New Mexico	32	1203	37.6	1193	37.3	0.3
7.	Air Force	32	1077	33.7	1072	33.5	0.2
8.	Boise State	33	1019	30.9	1026	31.1	-0.2
9.	Colorado State	33	1108	33.6	1123	34.0	-0.5
10.	San José State	31	1130	36.5	1146	37.0	-0.5
11.	Wyoming	32	983	30.7	1218	38.1	-7.3

FREE THROW PCT

##	Team	G	FTM	FTA	Pct
1.	UTAH STATE	35	559	747	.748
2.	Wyoming	32	477	660	.723
3.	Boise State	33	422	584	.723
4.	Fresno State	32	412	572	.720
5.	San Diego State	34	486	679	.716
6.	Nevada	34	578	816	.708
7.	New Mexico	32	523	745	.702
8.	Colorado State	33	405	585	.692
9.	UNLV	31	443	647	.685
10.	Air Force	32	341	503	.678
11.	San José State	31	406	620	.655

3-POINT FG PCT DEFENSE

##	Team	G	FG	FGA	Pct
1.	Fresno State	32	225	735	.306
2.	San Diego State	34	263	812	.324
3.	Nevada	34	263	791	.332
4.	Boise State	33	243	713	.341
5.	Wyoming	32	264	766	.345
6.	UTAH STATE	35	282	800	.353
7.	New Mexico	32	230	648	.355
8.	Air Force	32	299	841	.356
9.	Colorado State	33	287	805	.357
10.	UNLV	31	220	617	.357
11.	San José State	31	348	931	.374

BLOCKED SHOTS

##	Team	G	Blocks	Avg/G
1.	UTAH STATE	35	147	4.20
2.	Nevada	34	134	3.94
3.	UNLV	31	115	3.71
4.	Fresno State	32	111	3.47
5.	New Mexico	32	107	3.34
6.	San Diego State	34	113	3.32
7.	Wyoming	32	88	2.75
8.	Colorado State	33	78	2.36
9.	Boise State	33	68	2.06
10.	Air Force	32	57	1.78
11.	San José State	31	52	1.68



2018-19 MW OVERALL STATS



ASSISTS

##	Team	G	Assists	Avg/G
1.	UTAH STATE	35	598	17.09
2.	Colorado State	33	486	14.73
3.	Nevada	34	498	14.65
4.	San Diego State	34	487	14.32
5.	Fresno State	32	457	14.28
6.	New Mexico	32	446	13.94
7.	San José State	31	423	13.65
8.	Air Force	32	434	13.56
9.	UNLV	31	401	12.94
10.	Boise State	33	398	12.06
11.	Wyoming	32	331	10.34

STEALS

##	Team	G	Steals	Avg/G
1.	Fresno State	32	228	7.13
2.	New Mexico	32	220	6.88
3.	Colorado State	33	208	6.30
4.	Nevada	34	211	6.21
5.	UTAH STATE	35	215	6.14
6.	Boise State	33	200	6.06
7.	UNLV	31	184	5.94
8.	San Diego State	34	197	5.79
9.	Wyoming	32	176	5.50
10.	Air Force	32	154	4.81
11.	San José State	31	131	4.23

TURNOVER MARGIN

##	Team	G	TEAM	Avg	OPP	Avg	Mar
1.	Nevada	34	352	10.4	461	13.6	3.21
2.	Fresno State	32	400	12.5	438	13.7	1.19
3.	Boise State	33	378	11.5	413	12.5	1.06
4.	San Diego St.	34	424	12.5	444	13.1	0.59
5.	UTAH STATE	35	447	12.8	436	12.5	-0.31
6.	Colorado St.	33	386	11.7	369	11.2	-0.52
7.	New Mexico	32	455	14.2	436	13.6	-0.59
8.	UNLV	31	400	12.9	380	12.3	-0.65
9.	Air Force	32	423	13.2	386	12.1	-1.16
10.	Wyoming	32	450	14.1	388	12.1	-1.94
11.	San José St.	31	485	15.6	345	11.1	-4.52

ASSIST/TURNOVER RATIO

##	Team	G	Asst	Avg	Turn	Avg	Ratio
1.	Nevada	34	498	14.6	352	10.4	1.41
2.	UTAH STATE	35	598	17.1	447	12.8	1.34
3.	Colorado St.	33	486	14.7	386	11.7	1.26
4.	San Diego St.	34	487	14.3	424	12.5	1.15
5.	Fresno State	32	457	14.3	400	12.5	1.14
6.	Boise State	33	398	12.1	378	11.5	1.05
7.	Air Force	32	434	13.6	423	13.2	1.03
8.	UNLV	31	401	12.9	400	12.9	1.00
9.	New Mexico	32	446	13.9	455	14.2	0.98
10.	San José St.	31	423	13.6	485	15.6	0.87
11.	Wyoming	32	331	10.3	450	14.1	0.74

OFFENSIVE REBOUNDS

##	Team	G	No.	Avg/G
1.	UNLV	31	411	13.3
2.	New Mexico	32	362	11.3
3.	UTAH STATE	35	383	10.9
4.	San José State	31	327	10.5
5.	San Diego State	34	346	10.2
6.	Nevada	34	326	9.6
7.	Fresno State	32	300	9.4
8.	Colorado State	33	265	8.0
9.	Air Force	32	253	7.9
10.	Boise State	33	245	7.4
11.	Wyoming	32	170	5.3

DEFENSIVE REBOUNDS

##	Team	G	No.	Avg/G
1.	UTAH STATE	35	1020	29.1
2.	Nevada	34	947	27.9
3.	Fresno State	32	842	26.3
4.	New Mexico	32	841	26.3
5.	San Diego State	34	882	25.9
6.	San José State	31	803	25.9
7.	Air Force	32	824	25.8
8.	UNLV	31	792	25.5
9.	Colorado State	33	843	25.5
10.	Wyoming	32	813	25.4
11.	Boise State	33	774	23.5

DEFENSIVE REB PCT.

##	Team	G	D-Reb	O-Reb	DRPct
1.	UTAH STATE	35	1019	297	.774
2.	Air Force	32	824	259	.761
3.	Boise State	33	774	247	.758
4.	Nevada	34	947	313	.752
5.	Fresno State	32	842	292	.743
6.	Colorado State	32	825	301	.733
7.	UNLV	31	792	303	.723
8.	New Mexico	32	841	323	.723
9.	San Diego State	34	882	340	.722
10.	San Jose State	31	803	313	.720
11.	Wyoming	32	813	327	.713

OFFENSIVE REB PCT.

##	Team	G	O-Reb	D-Reb	ORPct
1.	UNLV	31	411	747	.355
2.	UTAH STATE	35	383	798	.324
3.	San Diego State	34	346	831	.294
4.	New Mexico	32	362	870	.294
5.	San Jose State	31	327	833	.282
6.	Fresno State	32	300	802	.272
7.	Nevada	34	326	873	.272
8.	Colorado State	32	256	787	.245
9.	Boise State	33	245	779	.239
10.	Air Force	32	253	813	.237
11.	Wyoming	32	170	891	.160

3-POINT FG MADE

##	Team	G	3FG	Avg/G
1.	Fresno State	32	342	10.7
2.	New Mexico	32	292	9.1
3.	Nevada	34	297	8.7
4.	UNLV	31	251	8.1
5.	Colorado State	33	266	8.1
6.	UTAH STATE	35	274	7.8
7.	Wyoming	32	248	7.8
8.	San Diego State	34	261	7.7
9.	Boise State	33	252	7.6
10.	Air Force	32	234	7.3
11.	San José State	31	210	6.8

SCORING

##	Player-Team	CI	G	FG	3FG	FT	Pts	Avg/G
1.	JAMES, Justin-WY	Sr	32	228	50	200	706	22.1
2.	MERRILL, SAM-US	JR	35	228	86	189	731	20.9
3.	MARTIN, Caleb-NV	Sr	34	201	107	145	654	19.2
4.	HUGGINS, Braxton-FS	Sr	31	190	101	92	573	18.5
5.	TAYLOR, Deshon-FS	Sr	28	152	67	131	502	17.9
6.	CAROLINE, Jordan-NV	Sr	33	193	46	130	562	17.0
7.	CARVACHO, Nico-CS	Jr	32	216	0	82	514	16.1
8.	WATSON, Devin-SD	Sr	35	171	89	122	553	15.8
9.	MCDANIELS, Jalen-SD	So	34	207	24	93	531	15.6
10.	PAIGE, J.D.-CS	Sr	31	172	65	75	484	15.6
11.	SCOTTIE, Lavelle-AF	Jr	32	202	33	54	491	15.3
12.	MATHIS, Anthony-NM	Sr	32	134	106	87	461	14.4
13.	CLYBURN, Kris-LV	Sr	31	153	55	76	437	14.1
14.	JESSUP, Justinian-BSU	Jr	33	169	87	38	463	14.0
15.	ALSTON, Derrick-BSU	So	33	145	56	95	441	13.4
16.	JACKSON, Vance-NM	So	32	138	58	89	423	13.2
17.	STEADMAN, Michael-SJ	Jr	31	169	5	65	408	13.2
18.	HARDY, Amauri-LV	So	31	138	45	85	406	13.1
19.	SWAN, Ryan-AF	Jr	31	142	30	77	391	12.6
20.	HOBBS, Alex-BSU	Jr	30	134	35	59	362	12.1

REBOUNDING

##	Player-Team	CI	G	OEF	DEF	TOT	Avg/G
1.	CARVACHO, Nico-CS	Jr	32	125	289	414	12.9
2.	CAROLINE, Jordan-NV	Sr	33	83	235	318	9.6
3.	GRIMES, Nate-FS	Jr	31	80	206	286	9.2
4.	QUETA, NEEMIAS-US	FR	35	86	225	311	8.9
5.	BRAGG, Carlton-NM	Jr	24	59	153	212	8.8
6.	JAMES, Justin-WY	Sr	32	32	241	273	8.5
7.	STEADMAN, Michael-SJ	Jr	31	72	192	264	8.5
8.	MCDANIELS, Jalen-SD	So	34	65	209	274	8.1
9.	SWAN, Ryan-AF	Jr	31	82	139	221	7.1
10.	JACKSON, Vance-NM	So	32	42	182	224	7.0
11.	DIONG, Mbacke-LV	So	27	71	112	183	6.8
12.	TAYLOR, QUINN-US	SR	35	88	129	217	6.2
13.	THURMAN, Tre'Shawn-NV	Sr	34	58	139	197	5.8
14.	SCOTTIE, Lavelle-AF	Jr	32	42	136	178	5.6
15.	NTAMBWE, Joel-LV	Fr	31	50	122	172	5.5
16.	MENSAH, Nathan-SD	Fr	34	77	108	185	5.4
17.	CLYBURN, Kris-LV	Sr	31	51	113	164	5.3
18.	MARTIN, Caleb-NV	Sr	34	30	145	175	5.1
19.	PORTER, Trey-NV	Sr	34	47	114	161	4.7
20.	BITTNER, Sam-FS	Sr	32	47	104	151	4.7

QUICK FACTS

OUTLOOK

AGGIE BIOS

COACHES

OPPONENTS

SEASON REVIEW

RECORDS

UNIVERSITY



2018-19 MW OVERALL STATS



FIELD GOAL PCT (Min. 5.0 made per game)

##	Player-Team	CI	G	FG	FGA	Pct
1	CARVACHO, Nico-CS	Jr	33	226	380	.595
2	SCOTTIE, Lavelle-AF	Jr	32	202	415	.487
3	STEADMAN, Michael-SJ	Jr	31	169	350	.483
4	MCDANIELS, Jalen-SD	So	34	212	455	.466
5	MERRILL, SAM-US	JR	35	228	495	.461
6	PAIGE, J.D.-CS	Sr	32	178	389	.458
7	CAROLINE, Jordan-NV	Sr	33	193	427	.452
8	TAYLOR, Deshon-FS	Sr	28	152	341	.446
9	JESSUP, Justinian-BS	Jr	33	169	380	.445
10	HUGGINS, Braxton-FS	Sr	31	190	447	.425

ASSISTS

##	Player-Team	CI	G	Assists	Avg/G
1.	ROBOTHAM, Noah-LV	Sr	31	154	5.0
2.	TAYLOR, Deshon-FS	Sr	28	139	5.0
3.	MARTIN, Cody-NV	Sr	34	167	4.9
4.	JAMES, Justin-WY	Sr	32	141	4.4
5.	MERRILL, SAM-US	JR	35	145	4.1
6.	WATSON, Devin-SD	Sr	35	144	4.1
7.	BLACKWELL, Noah-FS	Jr	30	109	3.6
8.	HARDY, Amauri-LV	So	31	107	3.5
9.	IVEY, Brae-SJ	Jr	31	102	3.3

FREE THROW PCT (Min. 2.5 made per game)

##	Player-Team	CI	G	FTM	FTA	Pct
1.	MERRILL, SAM-US	JR	35	189	208	.909
2.	MATHIS, Anthony-NM	Sr	32	87	98	.888
3.	ALSTON, Derrick-BSU	So	33	95	116	.819
4.	HUGGINS, Braxton-FS	Sr	31	92	116	.793
5.	IVEY, Brae-SJ	Jr	31	86	109	.789
6.	TAYLOR, Deshon-FS	Sr	28	131	167	.784
7.	WATSON, Devin-SD	Sr	35	122	162	.753
8.	MANIGAULT, Corey-NM	Jr	31	85	113	.752
	NTAMBWE, Joel-LV	Fr	31	85	113	.752

STEALS

##	Player-Team	CI	G	Steals	Avg/G
1.	JAMES, Justin-WY	Sr	32	48	1.5
2.	MARTIN, Caleb-NV	Sr	34	49	1.4
3.	TAYLOR, Deshon-FS	Sr	28	40	1.4
4.	MARTIN, Cody-NV	Sr	34	46	1.4
5.	MOORE, Kendle-CS	Fr	32	42	1.3
6.	PAIGE, J.D.-CS	Sr	31	39	1.3
7.	BITTNER, Sam-FS	Sr	32	39	1.2
8.	ROBOTHAM, Noah-LV	Sr	31	36	1.2

3-POINT FG PCT (Min. 1.9 made per game)

##	Player-Team	CI	G	3FG	FGA	Pct
1.	BAUMANN, Noah-SJ	So	31	81	178	.455
2.	JOHNSON, Jazz-NV	Jr	33	71	157	.452
3.	MATHIS, Anthony-NM	Sr	32	106	255	.416
4.	JESSUP, Justinian-BSU	Jr	33	87	212	.410
5.	TAYLOR, Deshon-FS	Sr	28	67	167	.401
6.	PAIGE, J.D.-CS	Sr	31	65	167	.389
7.	HUGGINS, Braxton-FS	Sr	31	101	262	.385
8.	WATSON, Devin-SD	Sr	35	89	233	.382
9.	MERRILL, SAM-US	JR	35	86	229	.376
10.	MILLER, BROCK-US	FR	35	70	198	.354

3-POINT FG MADE

##	Player-Team	CI	G	3FG	Avg/G
1.	MATHIS, Anthony-NM	Sr	32	106	3.3
2.	HUGGINS, Braxton-FS	Sr	31	101	3.3
3.	MARTIN, Caleb-NV	Sr	34	107	3.1
4.	JESSUP, Justinian-BSU	Jr	33	87	2.6
5.	BAUMANN, Noah-SJ	So	31	81	2.6
6.	WATSON, Devin-SD	Sr	35	89	2.5
7.	MERRILL, SAM-US	JR	35	86	2.5
8.	TAYLOR, Deshon-FS	Sr	28	67	2.4
9.	JOHNSON, Jazz-NV	Jr	33	71	2.2
10.	PAIGE, J.D.-CS	Sr	31	65	2.1

BLOCKED SHOTS

##	Player-Team	CI	G	Blocks	Avg/G
1.	QUETA, NEEMIAS-US	FR	35	84	2.4
2.	GRIMES, Nate-FS	Jr	31	52	1.7
3.	DIONG, Mbacke-LV	So	27	41	1.5
4.	BRAGG, Carlton-NM	Jr	24	29	1.2
5.	MENSAH, Nathan-SD	Fr	34	39	1.1
6.	PORTER, Trey-NV	Sr	34	28	0.8
7.	THURMAN, Tre'Shawn-NV	Sr	34	27	0.8
8.	MARTIN, Caleb-NV	Sr	34	26	0.8
9.	T. TCHATCHOUA, Jonat-LV	Fr	31	21	0.7
10.	MARTIN, Cody-NV	Sr	34	23	0.7

ASSIST/TURNOVER RATIO

##	Player-Team	CI	G	Asst	TOs	Ratio
1.	MARTIN, Cody-NV	Sr	34	167	64	2.6
2.	ROBOTHAM, Noah-LV	Sr	31	154	61	2.5
3.	MERRILL, SAM-US	JR	35	145	67	2.2
4.	BLACKWELL, Noah-FS	Jr	30	109	51	2.1
5.	PAIGE, J.D.-CS	Sr	31	95	51	1.9
6.	TAYLOR, Deshon-FS	Sr	28	139	81	1.7
7.	HARDY, Amauri-LV	So	31	107	65	1.6
8.	WATSON, Devin-SD	Sr	35	144	90	1.6

OFFENSIVE REBOUNDS

##	Player-Team	CI	G	OReb	Avg/G
1.	CARVACHO, Nico-CS	Jr	32	125	3.9
2.	SWAN, Ryan-AF	Jr	31	82	2.6
3.	DIONG, Mbacke-LV	So	27	71	2.6
4.	GRIMES, Nate-FS	Jr	31	80	2.6
5.	CAROLINE, Jordan-NV	Sr	33	83	2.5
6.	TAYLOR, QUINN-US	SR	35	88	2.5
7.	BRAGG, Carlton-NM	Jr	24	59	2.5
8.	QUETA, NEEMIAS-US	FR	35	86	2.5
9.	STEADMAN, Michael-SJ	Jr	31	72	2.3
10.	MENSAH, Nathan-SD	Fr	34	77	2.3

DEFENSIVE REBOUNDS

##	Player-Team	CI	G	DReb	Avg/G
1.	CARVACHO, Nico-CS	Jr	32	289	9.0
2.	JAMES, Justin-WY	Sr	32	241	7.5
3.	CAROLINE, Jordan-NV	Sr	33	235	7.1
4.	GRIMES, Nate-FS	Jr	31	206	6.6
5.	QUETA, NEEMIAS-US	FR	35	225	6.4
6.	BRAGG, Carlton-NM	Jr	24	153	6.4
7.	STEADMAN, Michael-SJ	Jr	31	192	6.2
8.	MCDANIELS, Jalen-SD	So	34	209	6.1
9.	JACKSON, Vance-NM	So	32	182	5.7
10.	SWAN, Ryan-AF	Jr	31	139	4.5

MINUTES PLAYED

##	Player-Team	CI	GP	Mins	Avg/G
1.	JAMES, Justin-WY	Sr	32	1221	38.2
2.	TAYLOR, Deshon-FS	Sr	28	996	35.6
3.	CAROLINE, Jordan-NV	Sr	33	1171	35.5
	JESSUP, Justinian-BSU	Jr	33	1171	35.5
5.	MERRILL, SAM-US	JR	35	1237	35.3
6.	MARTIN, Cody-NV	Sr	34	1171	34.4
7.	MARTIN, Caleb-NV	Sr	34	1161	34.1
8.	WATSON, Devin-SD	Sr	35	1186	33.9
9.	PAIGE, J.D.-CS	Sr	31	1045	33.7
10.	ROBOTHAM, Noah-LV	Sr	31	995	32.1
11.	DICKINSON, Marcus-BSU	Jr	33	1057	32.0
12.	BITTNER, Sam-FS	Sr	32	1016	31.8
13.	CARVACHO, Nico-CS	Jr	32	1010	31.6
14.	CLYBURN, Kris-LV	Sr	31	974	31.4
15.	SCOTTIE, Lavelle-AF	Jr	32	1005	31.4
16.	HOBBS, Alex-BSU	Jr	30	929	31.0
17.	MATHIS, Anthony-NM	Sr	32	986	30.8
18.	STEADMAN, Michael-SJ	Jr	31	945	30.5
19.	MCDANIELS, Jalen-SD	So	34	1028	30.2
20.	HUGGINS, Braxton-FS	Sr	31	924	29.8

QUICK FACTS

OUTLOOK

AGGIE BIOS

COACHES

OPPONENTS

SEASON REVIEW

RECORDS

UNIVERSITY



2018-19 MW CONFERENCE STATS



SCORING OFFENSE

##	Team	G	W-L	Pts	Avg/G
1.	Nevada	18	15-3	1453	80.7
2.	UTAH STATE	18	15-3	1394	77.4
3.	Fresno State	18	13-5	1351	75.1
4.	Colorado State	19	7-12	1419	74.7
5.	UNLV	18	11-7	1338	74.3
6.	New Mexico	18	7-11	1327	73.7
7.	Boise State	18	7-11	1319	73.3
8.	San Diego State	18	11-7	1252	69.6
9.	Air Force	18	8-10	1227	68.2
10.	San José State	18	1-17	1151	63.9
11.	Wyoming	18	4-14	1109	61.6

SCORING DEFENSE

##	Team	G	W-L	Pts	Avg/G
1.	Nevada	18	15-3	1189	66.1
2.	San Diego State	18	11-7	1201	66.7
3.	UTAH STATE	18	15-3	1228	68.2
4.	Fresno State	18	13-5	1228	68.2
5.	Boise State	18	7-11	1245	69.2
6.	Air Force	18	8-10	1316	73.1
7.	UNLV	18	11-7	1321	73.4
8.	Wyoming	18	4-14	1330	73.9
9.	Colorado State	19	7-12	1407	74.1
10.	New Mexico	18	7-11	1348	74.9
11.	San José State	18	1-17	1538	85.4

SCORING MARGIN

##	Team	G	OFF	DEF	Margin
1.	Nevada	18	80.7	66.1	14.7
2.	UTAH STATE	18	77.4	68.2	9.2
3.	Fresno State	18	75.1	68.2	6.8
4.	Boise State	18	73.3	69.2	4.1
5.	San Diego State	18	69.6	66.7	2.8
6.	UNLV	18	74.3	73.4	0.9
7.	Colorado State	19	74.7	74.1	0.6
8.	New Mexico	18	73.7	74.9	-1.2
9.	Air Force	18	68.2	73.1	-4.9
10.	Wyoming	18	61.6	73.9	-12.3
11.	San José State	18	63.9	85.4	-21.5

FREE THROW PCT

##	Team	G	FTM	FTA	Pct
1.	Boise State	18	217	295	.736
2.	UTAH STATE	18	257	351	.732
3.	Wyoming	18	227	318	.714
4.	New Mexico	18	275	388	.709
5.	San Diego State	18	220	311	.707
6.	Fresno State	18	212	301	.704
7.	Air Force	18	172	248	.694
8.	Nevada	18	281	409	.687
9.	UNLV	18	234	346	.676
10.	Colorado State	19	213	315	.676
11.	San José State	18	199	322	.618

FIELD GOAL PERCENTAGE

##	Team	G	FG	FGA	Pct
1.	Colorado State	19	528	1087	.486
2.	UTAH STATE	18	490	1047	.468
3.	Boise State	18	477	1020	.468
4.	Nevada	18	504	1078	.468
5.	Fresno State	18	466	1039	.449
6.	San Diego State	18	452	1034	.437
7.	UNLV	18	467	1073	.435
8.	Air Force	18	460	1057	.435
9.	New Mexico	18	448	1068	.419
10.	Wyoming	18	371	888	.418
11.	San José State	18	417	1049	.398

FIELD GOAL PCT DEFENSE

##	Team	G	FG	FGA	Pct
1.	Nevada	18	426	1038	0.410
2.	San Diego State	18	414	1002	0.413
3.	UTAH STATE	18	421	1009	0.417
4.	Fresno State	18	418	978	0.427
5.	New Mexico	18	486	1090	0.446
6.	Wyoming	18	460	1030	0.447
7.	Boise State	18	433	944	0.459
8.	Colorado State	19	506	1100	0.460
9.	Air Force	18	475	1031	0.461
10.	UNLV	18	484	1049	0.461
11.	San José State	18	559	1163	0.481

3-POINT FG PCT

##	Team	G	FG	FGA	Pct
1.	Fresno State	18	207	529	.391
2.	UNLV	18	170	462	.368
3.	UTAH STATE	18	155	430	.360
4.	Colorado State	19	150	418	.359
5.	Nevada	18	164	464	.353
6.	Boise State	18	148	420	.352
7.	San Diego State	18	128	368	.348
8.	New Mexico	18	156	463	.337
9.	Wyoming	18	140	421	.333
10.	Air Force	18	135	415	.325
11.	San José State	18	118	370	.319

3-POINT FG PCT DEFENSE

##	Team	G	FG	FGA	Pct
1.	Fresno State	18	128	415	.308
2.	Nevada	18	140	415	.337
3.	Boise State	18	132	389	.339
4.	San Diego State	18	144	422	.341
5.	Colorado State	19	155	454	.341
6.	New Mexico	18	128	366	.350
7.	Air Force	18	170	483	.352
8.	UNLV	18	133	377	.353
9.	Wyoming	18	155	437	.355
10.	UTAH STATE	18	161	415	.388
11.	San José State	18	227	583	.389

REBOUNDING OFFENSE

##	Team	G	Reb	Avg/G
1.	New Mexico	18	690	38.3
2.	UTAH STATE	18	688	38.2
3.	Nevada	18	671	37.3
4.	UNLV	18	663	36.8
5.	San José State	18	647	35.9
6.	San Diego State	18	646	35.9
7.	Fresno State	18	632	35.1
8.	Air Force	18	598	33.2
9.	Colorado State	19	629	33.1
10.	Boise State	18	536	29.8
11.	Wyoming	18	511	28.4

REBOUNDING DEFENSE

##	Team	G	Reb	Avg/G
1.	UTAH STATE	18	572	31.8
2.	Boise State	18	578	32.1
3.	Colorado State	19	635	33.4
4.	Fresno State	18	605	33.6
5.	San Diego State	18	610	33.9
6.	UNLV	18	626	34.8
7.	Air Force	18	636	35.3
8.	Nevada	18	638	35.4
9.	New Mexico	18	651	36.2
10.	Wyoming	18	668	37.1
11.	San José State	18	700	38.9

REBOUNDING MARGIN

##	Team	G	TEAM	Avg	OPP	Avg	Mar
1.	UTAH STATE	18	688	38.2	572	31.8	+6.4
2.	New Mexico	18	690	38.3	651	36.2	+2.2
3.	UNLV	18	663	36.8	626	34.8	+2.1
4.	San Diego State	18	646	35.9	610	33.9	+2.0
5.	Nevada	18	671	37.3	638	35.4	+1.8
6.	Fresno State	18	632	35.1	605	33.6	+1.5
7.	Colorado State	19	629	33.1	635	33.4	-0.3
8.	Air Force	18	598	33.2	636	35.3	-2.1
9.	Boise State	18	536	29.8	578	32.1	-2.3
10.	San José State	18	647	35.9	700	38.9	-2.9
11.	Wyoming	18	511	28.4	668	37.1	-8.7

BLOCKED SHOTS

##	Team	G	Blocks	Avg/G
1.	UTAH STATE	18	76	4.22
2.	New Mexico	18	66	3.67
3.	Nevada	18	64	3.56
4.	San Diego State	18	62	3.44
5.	UNLV	18	55	3.06
6.	Colorado State	19	54	2.84
7.	Fresno State	18	51	2.83
8.	Wyoming	18	50	2.78
9.	Air Force	18	29	1.61
10.	Boise State	18	27	1.50
11.	San José State	18	20	1.11

ASSISTS

##	Team	G	Assists	Avg/G
1.	UTAH STATE	18	321	17.83
2.	Colorado State	19	307	16.16
3.	Nevada	18	272	15.11
4.	San José State	18	258	14.33
5.	UNLV	18	254	14.11
6.	San Diego State	18	245	13.61
7.	Air Force	18	242	13.44
8.	New Mexico	18	240	13.33
9.	Fresno State	18	231	12.83
10.	Boise State	18	228	12.67
11.	Wyoming	18	185	10.28

STEALS

##	Team	G	Steals	Avg/G
1.	Nevada	18	132	7.33
2.	Colorado State	19	132	6.95
3.	Fresno State	18	119	6.61
4.	Boise State	18	115	6.39
5.	UNLV	18	110	6.11
6.	New Mexico	18	108	6.00
7.	San Diego State	18	108	6.00
8.	UTAH STATE	18	99	5.50
9.	Air Force	18	93	5.17
10.	Wyoming	18	93	5.17
11.	San José State	18	85	4.72

TURNOVER MARGIN

##	Team	G	TEAM	Avg	OPP	Avg	Mar
1.	Nevada	18	197	10.9	265	14.7	+3.78
2.	Boise State	18	179	9.9	239	13.3	+3.33
3.	Air Force	18	202	11.2	221	12.3	+1.06
4.	UTAH STATE	18	202	11.2	218	12.1	+0.89
5.	Colorado State	19	218	11.5	224	11.8	+0.32
6.	San Diego State	18	231	12.8	235	13.1	+0.22
7.	Fresno State	18	223	12.4	227	12.6	+0.22
8.	UNLV	18	202	11.2	204	11.3	+0.11
9.	New Mexico	18	256	14.2	219	12.2	-2.06
10.	Wyoming	18	259	14.4	205	11.4	-3.00
11.	San José State	18	275	15.3	189	10.5	-4.78

QUICK FACTS

OUTLOOK

AGGIE BIOS

COACHES

OPPONENTS

SEASON REVIEW

RECORDS

UNIVERSITY



2018-19 MW CONFERENCE STATS



ASSIST/TURNOVER RATIO

##	Team	G	Asst	Avg	Turn	Avg	Ratio
1.	UTAH STATE	18	321	17.8	202	11.2	1.59
2.	Colorado St.	19	307	16.2	218	11.5	1.41
3.	Nevada	18	272	15.1	197	10.9	1.38
4.	Boise State	18	228	12.7	179	9.9	1.27
5.	UNLV	18	254	14.1	202	11.2	1.26
6.	Air Force	18	242	13.4	202	11.2	1.20
7.	San Diego St.	18	245	13.6	231	12.8	1.06
8.	Fresno State	18	231	12.8	223	12.4	1.04
9.	San José State	18	258	14.3	275	15.3	0.94
10.	New Mexico	18	240	13.3	256	14.2	0.94
11.	Wyoming	18	185	10.3	259	14.4	0.71

DEFENSIVE REBOUNDS

##	Team	G	No.	Avg/G
1.	Nevada	18	509	28.3
2.	UTAH STATE	18	499	27.7
3.	New Mexico	18	487	27.1
4.	San Diego State	18	470	26.1
5.	Fresno State	18	467	25.9
6.	San José State	18	464	25.8
7.	Colorado State	19	486	25.6
8.	UNLV	18	456	25.3
9.	Air Force	18	447	24.8
10.	Wyoming	18	432	24.0
11.	Boise State	18	408	22.7

OFFENSIVE REB PCT.

##	Team	G	O-Reb	D-Reb	ORPct
1.	UNLV	18	207	461	.310
2.	UTAH STATE	18	189	425	.308
3.	New Mexico	18	203	480	.297
4.	San Diego State	18	176	443	.284
5.	Fresno State	18	165	452	.267
6.	San Jose State	18	183	514	.263
7.	Nevada	18	162	478	.253
8.	Air Force	18	151	487	.237
9.	Colorado State	18	134	443	.232
10.	Boise State	18	128	445	.223
11.	Wyoming	18	79	479	.142

OFFENSIVE REBOUNDS

##	Team	G	No.	Avg/G
1.	UNLV	18	207	11.5
2.	New Mexico	18	203	11.3
3.	UTAH STATE	18	189	10.5
4.	San José State	18	183	10.2
5.	San Diego State	18	176	9.8
6.	Fresno State	18	165	9.2
7.	Nevada	18	162	9.0
8.	Air Force	18	151	8.4
9.	Colorado State	19	143	7.5
10.	Boise State	18	128	7.1
11.	Wyoming	18	79	4.4

DEFENSIVE REB PCT.

##	Team	G	D-Reb	O-Reb	DRPct
1.	UTAH STATE	18	499	147	.772
2.	Nevada	18	509	160	.761
3.	Boise State	18	408	133	.754
4.	Fresno State	18	67	153	.753
5.	Air Force	18	447	149	.750
6.	Colorado State	18	468	157	.749
7.	New Mexico	18	487	171	.740
8.	San Diego State	18	470	167	.738
9.	UNLV	18	456	165	.734
10.	San Jose State	18	464	186	.714
11.	Wyoming	18	432	189	.696

3-POINT FG MADE

##	Team	G	3FG	Avg/G
1.	Fresno State	18	207	11.5
2.	UNLV	18	170	9.4
3.	Nevada	18	164	9.1
4.	New Mexico	18	156	8.7
5.	UTAH STATE	18	155	8.6
6.	Boise State	18	148	8.2
7.	Colorado State	19	150	7.9
8.	Wyoming	18	140	7.8
9.	Air Force	18	135	7.5
10.	San Diego State	18	128	7.1
11.	San José State	18	118	6.6

SCORING

##	Player-Team	Cl	G	FG	3FG	FT	Pts	Avg/G
1.	MERRILL, SAM-US	JR	18	124	49	99	396	22.0
2.	JAMES, Justin-WY	Sr	18	130	32	92	384	21.3
3.	HUGGINS, Braxton-FS	Sr	17	108	64	56	336	19.8
4.	MARTIN, Caleb-NV	Sr	18	108	59	74	349	19.4
5.	TAYLOR, Deshon-FS	Sr	18	102	49	81	334	18.6
6.	SCOTTIE, Lavelle-AF	Jr	18	138	19	29	324	18.0
7.	CARVACHO, Nico-CS	Jr	18	141	0	39	321	17.8
8.	CAROLINE, Jordan-NV	Sr	18	110	30	55	305	16.9
9.	MCDANIELS, Jalen-SD	So	18	123	11	47	304	16.9
10.	ALSTON, Derrick-BSU	So	18	96	36	60	288	16.0
11.	WATSON, Devin-SD	Sr	18	92	43	60	287	15.9
12.	JESSUP, Justinian-BSU	Jr	18	104	52	15	275	15.3
13.	PAIGE, J.D.-CS	Sr	18	93	38	46	270	15.0
14.	CLYBURN, Kris-LV	Sr	18	96	37	40	269	14.9
15.	HOBBS, Alex-BSU	Jr	18	99	25	37	260	14.4
16.	MATHIS, Anthony-NM	Sr	18	74	57	51	256	14.2
17.	HARDY, Amauri-LV	So	18	85	33	43	246	13.7
18.	STEADMAN, Michael-SJ	Jr	18	106	3	31	246	13.7
19.	SWAN, Ryan-AF	Jr	17	81	16	46	224	13.2
20.	JACKSON, Vance-NM	So	18	78	28	51	235	13.1

REBOUNDING

##	Player-Team	Cl	G	OFF	DEF	TOT	Avg/G
1.	CARVACHO, Nico-CS	Jr	18	72	176	248	13.8
2.	GRIMES, Nate-FS	Jr	18	54	129	183	10.2
3.	BRAGG, Carlton-NM	Jr	18	52	124	176	9.8
4.	QUETA, NEEMIAS-US	FR	18	42	132	174	9.7
5.	CAROLINE, Jordan-NV	Sr	18	39	133	172	9.6
6.	MCDANIELS, Jalen-SD	So	18	38	117	155	8.6
7.	SWAN, Ryan-AF	Jr	17	59	85	144	8.5
8.	STEADMAN, Michael-SJ	Jr	18	43	103	146	8.1
9.	JAMES, Justin-WY	Sr	18	15	130	145	8.1
10.	DIONG, Mbacke-LV	So	14	38	63	101	7.2
11.	JACKSON, Vance-NM	So	18	23	106	129	7.2
12.	TAYLOR, QUINN-US	SR	18	50	60	110	6.1
13.	CLYBURN, Kris-LV	Sr	18	31	76	107	5.9
14.	SCOTTIE, Lavelle-AF	Jr	18	27	78	105	5.8
15.	MENSAH, Nathan-SD	Fr	18	45	59	104	5.8
16.	BLAIR, Nick-LV	Jr	16	29	60	89	5.6
17.	NTAMBWE, Joel-LV	Fr	18	24	71	95	5.3
18.	THURMAN, Tre'Shawn-NV	Sr	18	30	64	94	5.2
19.	MARTIN, Caleb-NV	Sr	18	15	75	90	5.0
20.	MALUACH, Makuach-NM	So	18	21	63	84	4.7
	BITTNER, Sam-FS	Sr	18	22	62	84	4.7

UTAH STATE



2018-19 MW CONFERENCE STATS



FIELD GOAL PCT (Min. 5.0 made per game)

##	Player-Team	CI	G	FG	FGA	Pct
1.	QUETA, NEEMIAS-US	FR	18	99	155	.639
2.	GRIMES, Nate-FS	Jr	18	90	145	.621
3.	CARVACHO,Nico-CS	Jr	18	141	234	.603
4.	ALSTON, Derrick-BSU	So	18	96	195	.492
5.	SCOTTIE, Lavelle-AF	Jr	18	138	282	.489
6.	HOBBS, Alex-BSU	Jr	18	99	205	.483
7.	STEADMAN, Michael-SJ	Jr	18	106	222	.477
8.	JESSUP, Justinian-BSU	Jr	18	104	220	.473
9.	MCDANIELS, Jalen-SD	So	18	123	261	.471
10.	TAYLOR, Deshon-FS	Sr	18	102	225	.453

ASSISTS

##	Player-Team	CI	G	Assists	Avg/G
1.	ROBOTHAM, Noah-LV	Sr	18	112	6.2
2.	TAYLOR, Deshon-FS	Sr	18	84	4.7
3.	MARTIN, Cody-NV	Sr	18	83	4.6
4.	JAMES, Justin-WY	Sr	18	80	4.4
5.	MERRILL, SAM-US	JR	18	79	4.4
6.	HARDY, Amauri-LV	So	18	69	3.8
7.	PAIGE,J.D.-CS	Sr	18	64	3.6
8.	PORTER, ABEL-US	SO	18	63	3.5
9.	WATSON, Devin-SD	Sr	18	60	3.3

FREE THROW PCT (Min. 2.5 made per game)

##	Player-Team	CI	G	FTM	FTA	Pct
1.	MERRILL, SAM-US	JR	18	99	111	.892
2.	MATHIS, Anthony-NM	Sr	18	51	58	.879
3.	PAIGE,J.D.-CS	Sr	18	46	55	.836
4.	HUGGINS, Braxton-FS	Sr	17	56	68	.824
5.	ALSTON, Derrick-BSU	So	18	60	73	.822
6.	MCDANIELS, Jalen-SD	So	18	47	61	.770
7.	TAYLOR, Deshon-FS	Sr	18	81	107	.757
8.	WATSON, Devin-SD	Sr	18	60	81	.741
9.	JAMES, Justin-WY	Sr	18	92	125	.736
10.	JACKSON, Vance-NM	So	18	51	71	.718

STEALS

##	Player-Team	CI	G	Steals	Avg/G
1.	MARTIN, Cody-NV	Sr	18	29	1.6
	PAIGE,J.D.-CS	Sr	18	29	1.6
3.	JAMES, Justin-WY	Sr	18	27	1.5
	EDWARDS,Hyron-CS	Jr	16	24	1.5
5.	BITTNER, Sam-FS	Sr	18	25	1.4
6.	TAYLOR, Deshon-FS	Sr	18	24	1.3
	MARTIN, Caleb-NV	Sr	18	24	1.3
8.	ROBOTHAM, Noah-LV	Sr	18	23	1.3

3-POINT FG PCT (Min. 1.9 made per game)

##	Player-Team	CI	G	3FG	FGA	Pct
1.	BLACKWELL, Noah-FS	Jr	16	33	74	.446
2.	JESSUP, Justinian-BSU	Jr	18	52	117	.444
3.	THISTLEWOOD,Adam-CS	Fr	18	35	79	.443
4.	TAYLOR, Deshon-FS	Sr	18	49	112	.438
5.	HUGGINS, Braxton-FS	Sr	17	64	154	.416
6.	ROBOTHAM, Noah-LV	Sr	18	39	95	.411
7.	BAUMANN, Noah-SJ	So	18	48	118	.407
8.	MATHIS, Anthony-NM	Sr	18	57	142	.401
9.	ALSTON, Derrick-BSU	So	18	36	91	.396
10.	MERRILL, SAM-US	JR	18	49	129	.380

3-POINT FG MADE

##	Player-Team	CI	G	3FG	Avg/G
1.	HUGGINS, Braxton-FS	Sr	17	64	3.8
2.	MARTIN, Caleb-NV	Sr	18	59	3.3
3.	MATHIS, Anthony-NM	Sr	18	57	3.2
4.	JESSUP, Justinian-BSU	Jr	18	52	2.9
5.	TAYLOR, Deshon-FS	Sr	18	49	2.7
	MERRILL, SAM-US	JR	18	49	2.7
7.	BAUMANN, Noah-SJ	So	18	48	2.7
8.	WATSON, Devin-SD	Sr	18	43	2.4
9.	MILLER, BROCK-US	FR	18	42	2.3

BLOCKED SHOTS

##	Player-Team	CI	G	Blocks	Avg/G
1.	QUETA, NEEMIAS-US	FR	18	44	2.4
2.	BRAGG, Carlton-NM	Jr	18	27	1.5
	GRIMES, Nate-FS	Jr	18	27	1.5
4.	MENSAH, Nathan-SD	Fr	18	23	1.3
5.	DIONG, Mbacke-LV	So	14	15	1.1
6.	CARVACHO,Nico-CS	Jr	18	15	0.8
	T. TCHATCHOUA, Jonat-LV	Fr	18	15	0.8
8.	TAYLOR, QUINN-US	SR	18	13	0.7
	MARTIN, Caleb-NV	Sr	18	13	0.7

ASSIST/TURNOVER RATIO

##	Player-Team	CI	G	Asst	TOs	Ratio
1.	ROBOTHAM, Noah-LV	Sr	18	112	31	3.6
2.	PAIGE,J.D.-CS	Sr	18	64	26	2.5
3.	MERRILL, SAM-US	JR	18	79	34	2.3
4.	MARTIN, Cody-NV	Sr	18	83	36	2.3
5.	PORTER, ABEL-US	SO	18	63	28	2.3
6.	HARDY, Amauri-LV	So	18	69	34	2.0
7.	TAYLOR, Deshon-FS	Sr	18	84	51	1.6
8.	WATSON, Devin-SD	Sr	18	60	54	1.1
9.	JAMES, Justin-WY	Sr	18	80	74	1.1

OFFENSIVE REBOUNDS

##	Player-Team	CI	G	OReb	Avg/G
1.	CARVACHO,Nico-CS	Jr	18	72	4.0
2.	SWAN, Ryan-AF	Jr	17	59	3.5
3.	GRIMES, Nate-FS	Jr	18	54	3.0
4.	BRAGG, Carlton-NM	Jr	18	52	2.9
5.	TAYLOR, QUINN-US	SR	18	50	2.8
6.	DIONG, Mbacke-LV	So	14	38	2.7
7.	MENSAH, Nathan-SD	Fr	18	45	2.5
8.	STEADMAN, Michael-SJ	Jr	18	43	2.4
9.	QUETA, NEEMIAS-US	FR	18	42	2.3
10.	CAROLINE, Jordan-NV	Sr	18	39	2.2

DEFENSIVE REBOUNDS

##	Player-Team	CI	G	DReb	Avg/G
1.	CARVACHO,Nico-CS	Jr	18	176	9.8
2.	CAROLINE, Jordan-NV	Sr	18	133	7.4
3.	QUETA, NEEMIAS-US	FR	18	132	7.3
4.	JAMES, Justin-WY	Sr	18	130	7.2
5.	GRIMES, Nate-FS	Jr	18	129	7.2
6.	BRAGG, Carlton-NM	Jr	18	124	6.9
7.	MCDANIELS, Jalen-SD	So	18	117	6.5
8.	JACKSON, Vance-NM	So	18	106	5.9
9.	STEADMAN, Michael-SJ	Jr	18	103	5.7
10.	SWAN, Ryan-AF	Jr	17	85	5.0

MINUTES PLAYED

##	Player-Team	CI	GP	Mins	Avg/G
1.	JAMES, Justin-WY	Sr	18	691	38.4
2.	MERRILL, SAM-US	JR	18	667	37.1
3.	JESSUP, Justinian-BSU	Jr	18	645	35.8
4.	TAYLOR, Deshon-FS	Sr	18	641	35.6
5.	CAROLINE, Jordan-NV	Sr	18	633	35.2
6.	ROBOTHAM, Noah-LV	Sr	18	629	34.9
7.	HOBBS, Alex-BSU	Jr	18	621	34.5
8.	MARTIN, Cody-NV	Sr	18	620	34.4
9.	PAIGE,J.D.-CS	Sr	18	617	34.3
10.	MARTIN, Caleb-NV	Sr	18	610	33.9
11.	BITTNER, Sam-FS	Sr	18	608	33.8
12.	CLYBURN, Kris-LV	Sr	18	604	33.6
13.	WATSON, Devin-SD	Sr	18	600	33.3
14.	SCOTTIE, Lavelle-AF	Jr	18	591	32.8
15.	CARVACHO,Nico-CS	Jr	18	589	32.7
16.	MATHIS, Anthony-NM	Sr	18	587	32.6
	DICKINSON, Marcus-BSU	Jr	18	587	32.6
18.	HARDY, Amauri-LV	So	18	581	32.3
19.	MCDANIELS, Jalen-SD	So	18	580	32.2
20.	STEADMAN, Michael-SJ	Jr	18	571	31.7

QUICK FACTS

OUTLOOK

AGGIE BIOS

COACHES

OPPONENTS

SEASON REVIEW

RECORDS

UNIVERSITY



2018-19 BOX SCORES



QUICK FACTS

OUTLOOK

AGGIE BIOS

COACHES

OPPONENTS

SEASON REVIEW

RECORDS

UNIVERSITY

EXHIBITION EVERGREEN STATE AT UTAH STATE NOVEMBER 1, 2018 • DEE GLEN SMITH SPECTRUM

Official Basketball Box Score -- Game Totals -- Final Statistics Evergreen State vs Utah State 11/01/18 7 p.m. at Logan, Utah (Dee Glen Smith Spectrum)

Evergreen State 45 • 0-0

#	Player	Total		3-Ptr		Rebounds			PF	TP	A TO Blk Stl					Min
		FG-FGA	FG-FGA	FT-FTA	FT-FTA	Off	Def	Tot			A	TO	Blk	Stl		
04	REDMOND, Malik	f	1-5	0-0	0-0	0	1	1	1	2	0	0	1	0	0	14
21	GROENEWOLD, Dalton	f	0-5	0-3	0-0	0	3	3	0	0	0	2	0	0	0	17
23	ROFFLER, Jared	f	0-5	0-1	0-0	0	3	3	0	1	1	1	0	0	0	15
42	QUIGLEY, Ryan	f	1-6	0-0	0-0	2	2	4	0	2	1	3	0	0	0	25
02	FRAZIER, Raven	g	2-5	0-1	0-0	0	2	2	1	4	1	3	0	1	1	18
00	FULLER, Elijah	g	3-9	2-5	0-0	0	0	0	2	8	0	2	0	2	2	16
01	SHUM, Hanley	g	3-8	2-4	0-0	0	0	0	0	8	0	0	0	0	0	15
03	KOHLER, Brandon	g	1-7	0-3	3-4	0	0	0	0	5	3	2	0	0	0	22
11	BROUGHTON, Josh	g	1-2	0-0	2-2	0	2	2	0	4	0	0	0	0	0	15
20	HUDSON, Desmond	g	0-1	0-0	0-0	2	2	4	3	0	0	1	1	0	0	8
24	KELLY, Lukas	g	2-3	0-1	0-0	0	1	1	3	4	1	1	0	0	0	14
33	NIJU, Manu	g	3-10	2-6	0-0	2	4	6	4	8	0	2	0	0	0	21
Team						1	5	6								
Totals			17-66	6-24	5-6	7	25	32	17	45	7	17	2	3		200

FG % 1st Half: 6-31 19.4% 2nd half: 11-35 31.4% Game: 17-66 25.8%
3FG % 1st Half: 2-11 18.2% 2nd half: 4-13 30.8% Game: 6-24 25.0%
FT % 1st Half: 5-6 83.3% 2nd half: 0-0 0.0% Game: 5-6 83.3%

Utah State 96 • 0-0

#	Player		Total		3-Ptr		Rebounds			PF	TP	A TO Blk Stl					Min
			FG-FGA	FG-FGA	FT-FTA	Off	Def	Tot	A			TO	Blk	Stl			
10	TAYLOR, Quinn	f	3-4	0-0	0-0	2	2	4	1	6	0	2	0	0	0	13	
23	QUETA, Neemias	f	7-11	0-0	1-2	3	5	8	0	15	1	1	4	0	0	16	
04	ANGE, Crew	g	1-4	0-1	0-1	0	3	3	2	2	3	1	0	0	0	18	
05	MERRILL, Sam	g	3-5	2-4	2-2	1	7	8	1	10	3	2	0	2	0	20	
22	MILLER, Brock	g	1-7	1-4	0-0	0	1	1	3	3	1	0	0	3	1	16	
01	KNIGHT, Tauriawn	g	6-11	0-2	4-4	0	1	1	0	16	2	0	0	2	18		
02	BROWN, Dwayne	g	3-4	0-1	3-4	1	2	3	1	9	4	0	0	0	11		
03	KNIGHT, John	g	3-7	0-0	1-3	1	4	5	0	7	5	0	0	1	13		
12	BEAN, Justin	g	3-5	0-1	0-0	2	6	8	0	6	1	1	3	1	17		
15	PORTER, Abel	g	0-2	0-2	0-0	0	1	1	1	0	2	0	0	0	0	18	
21	FAKIRA, Ben	g	7-9	0-0	0-0	3	7	10	1	14	2	0	2	2	2	20	
24	BRITO, Diogo	g	4-7	0-3	0-0	0	1	1	1	8	5	0	1	1	20		
Team						0	2	2									
Totals			41-76	3-18	11-16	13	42	55	11	96	29	7	10	12		200	

FG % 1st Half: 22-40 55.0% 2nd half: 19-36 52.8% Game: 41-76 53.9%
3FG % 1st Half: 1-11 9.1% 2nd half: 2-7 28.6% Game: 3-18 16.7%
FT % 1st Half: 6-6 100.0% 2nd half: 5-10 50.0% Game: 11-16 68.8%

Officials: Mick Scypfers, Deron White, Glen Mayberry
Technical fouls: Evergreen State-None. Utah State-None.
Attendance: 5744

Score by periods		1st	2nd	Total			In	Off	2nd	Fast	Bench
Evergreen State		19	26	45	Points		Paint	T/O	Chance	Break	
Utah State		51	45	96	ES	18	4	2	3	37	60

Last FG - ES 2nd-04:57, USU 2nd-00:33.
Largest lead - ES by 2 1st-19:17, USU by 51 2nd-00:33.
ES led for 00:24, USU led for 38:20. Game was tied for 01:16.

Score tied - 1 time.
Lead changed - 1 time.

GAME 1 UTAH STATE AT MONTANA STATE NOVEMBER 6, 2018 • WORTHINGTON ARENA

Official Basketball Box Score -- Game Totals -- Final Statistics Utah State vs Montana State 11/6/18 7:05 pm at Worthington Arena - Bozeman, Montana

Utah State 101 • 1-0

#	Player		Total		3-Ptr		Rebounds			PF	TP	A TO Blk Stl				Min
			FG-FGA	FG-FGA	FT-FTA	Off	Def	Tot	A			TO	Blk	Stl		
10	TAYLOR, Quinn	f	2-3	1-1	3-4	2	4	6	4	8	1	0	0	0	14	
22	MILLER, Brock	f	2-7	1-6	0-0	0	3	3	0	5	2	1	0	0	20	
23	QUETA, Neemias	c	1-2	0-0	3-4	1	4	5	4	5	0	2	1	0	18	
04	ANGE, Crew	g	1-2	0-1	0-0	0	2	2	1	2	1	0	0	0	10	
05	MERRILL, Sam	g	12-18	5-7	8-8	0	4	4	2	37	3	5	1	2	33	
01	KNIGHT, Tauriawn		3-8	0-2	0-0	0	1	1	2	6	0	1	0	1	14	
02	BROWN JR., Dwayne		6-11	0-2	3-3	2	2	4	4	15	0	1	0	0	19	
03	KNIGHT III, John		2-6	0-0	1-1	1	2	3	1	5	2	0	0	0	16	
12	BEAN, Justin		1-2	0-0	3-4	4	4	8	3	5	0	0	0	0	9	
15	PORTER, Abel		0-3	0-1	2-2	0	0	0	3	2	2	0	0	0	9	
21	FAKIRA, Ben		2-5	1-2	0-0	3	0	3	4	5	1	1	1	0	14	
24	BRITO, Diogo		2-2	2-2	0-0	1	7	8	1	6	4	1	0	2	24	
	Team					2	2	4								
Totals			34-69	10-24	23-26	16	35	51	29	101	16	12	3	5	200	

FG % 1st Half: 15-30 50.0% 2nd half: 19-39 48.7% Game: 34-69 49.3%
3FG % 1st Half: 4-11 36.4% 2nd half: 6-13 46.2% Game: 10-24 41.7%
FT % 1st Half: 16-17 94.1% 2nd half: 7-9 77.8% Game: 23-26 88.5%

Montana State 71 • 0-1

#	Player		Total		3-Ptr		Rebounds			PF	TP	A TO Blk Stl				Min
			FG-FGA	FG-FGA	FT-FTA	Off	Def	Tot	A			TO	Blk	Stl		
02	BLEVINS, Keljin	f	2-7	1-4	3-4	0	2	2	3	8	2	2	0	1	23	
03	HALL, Tyler	f	5-13	3-8	2-3	0	2	2	3	15	2	1	1	0	26	
31	KIRBY, Devin	c	2-5	0-0	1-3	3	1	4	5	5	0	3	1	0	21	
05	FREY, Harald	g	4-13	2-7	3-4	0	3	3	3	13	4	0	0	2	30	
20	DANIELS, Russell	g	1-2	1-2	3-4	0	0	0	2	6	1	2	1	0	22	
00	QUINLAN, Zeke		0-0	0-0	1-2	0	0	0	1	1	0	0	0	0	4	
04	NEUMANN, Sam		1-3	1-1	0-1	1	3	4	1	3	0	0	0	0	13	
11	RICKETTS, Ladan		3-6	2-4	0-0	0	1	1	1	8	0	2	0	0	23	
12	GULIFORD, Quentin		0-0	0-0	0-0	0	0	0	0	0	0	0	0	0	3	
13	NIKKARINEN, Lassi		0-2	0-1	3-4	0	3	3	1	3	3	1	0	1	15	
21	HARUNA, Usman		2-2	0-0	5-8	0	3	3	4	9	0	0	1	0	17	
32	SCHUECKER, Max		0-0	0-0	0-0	0	0	0	2	0	0	2	0	0	3	
Team						1	2	3								
Totals			20-53	10-27	21-33	5	20	25	26	71	12	13	4	4	200	

FG % 1st Half: 8-26 30.8% 2nd half: 12-27 44.4% Game: 20-53 37.7%
3FG % 1st Half: 4-14 28.6% 2nd half: 6-13 46.2% Game: 10-27 37.0%
FT % 1st Half: 14-21 66.7% 2nd half: 7-12 58.3% Game: 21-33 63.6%

Officials: Ronnie Hernandez, Nate Harris, Casey McClellan
Technical fouls: Utah State-None. Montana State-None.
Attendance: 2354

Score by periods		1st	2nd	Total			In	Off	2nd	Fast	Bench
Utah State		50	51	101	Points		Paint	T/O	Chance	Break	
Montana State		34	37	71	MSU	17	17	4	4	44	24

Last FG - USU 2nd-00:00, MSU 2nd-02:10.
Largest lead - USU by 30 2nd-00:00, MSU by 4 1st-17:01.
USU led for 35:10, MSU led for 02:57. Game was tied for 01:53.

Score tied - 1 time.
Lead changed - 1 time.

GAME 2 HARTFORD AT UTAH STATE NOVEMBER 9, 2018 • DEE GLEN SMITH SPECTRUM

Official Basketball Box Score -- Game Totals -- Final Statistics Hartford vs Utah State 11/09/18 7 pm at Logan, Utah (Dee Glen Smith Spectrum)

Hartford 73 • 0-2

#	Player		Total		3-Ptr		Rebounds			PF	TP	A TO Blk Stl					Min
			FG-FGA	FG-FGA	FT-FTA	Off	Def	Tot	A			TO	Blk	Stl			
04	George Blagojevic	f	6-14	1-3	1-2	3	3	6	5	14	1	1	2	1	32		
05	John Carroll	f	4-10	2-5	6-8	4	3	7	4	16	4	2	0	1	26		
12	Jason Dunne	g	6-15	2-7	2-2	0	3	3	2	16	1	1	0	3	36		
13	J.R. Lynch	g	2-7	1-3	2-2	1	3	4	3	7	3	2	0	0	28		
22	Travis Weatherington	g	3-8	1-5	0-0	1	2	3	1	7	2	2	0	0	37		
00	Hunter Marks	g	0-2	0-1	3-4	0	0	0	1	3	1	0	0	0	7		
01	Zach Brown	g	0-0	0-0	0-0	0	0	0	1	0	0	0	0	0	0+		
11	Darius Kinnel	g	0-0	0-0	0-0	0	0	0	0	0	0	1	0	0	3		
15	Eddie Davis III	g	2-3	2-3	0-0	0	2	2	2	6	0	0	1	1	8		
20	Max Twyman	g	1-1	0-0	2-2	0	1	1	1	4	1	1	0	0	10		
25	D.J. Mitchell	g	0-4	0-2	0-0	0	0	0	1	0	1	1	0	0	13		
	Team					0	0	0									
	Totals		24-64	9-29	16-20	9	17	26	21	73	14	12	3	5	200		



2018-19 BOX SCORES



GAME 4 UTAH VALLEY AT UTAH STATE NOVEMBER 16, 2018 • DEE GLEN SMITH SPECTRUM

Official Basketball Box Score -- Game Totals -- Final Statistics
Utah Valley vs Utah State
11/16/18 7 p.m. at Logan, Utah (Dee Glen Smith Spectrum)

Utah Valley 46 • 1-3

#	Player		Total			3-Ptr	Rebounds			PF	TP	A	TO	Blk	Stl	Min
			FG-FGA	FG-FGA	FT-FTA		Off	Def	Tot							
44	Steele,Baylee	c	1-5	0-1	0-2	1	5	6	2	2	0	2	2	0	26	
00	White,Isaiah	g	0-7	0-1	3-4	3	3	6	4	3	0	0	1	0	22	
02	Toolson,Jake	g	2-5	0-1	0-0	1	2	3	4	4	1	5	0	0	32	
03	Washington,TJ	g	5-12	0-1	4-4	0	6	6	1	14	1	5	0	1	33	
11	Toolson,Conner	g	5-13	1-4	0-2	0	2	2	0	11	1	1	1	4	31	
04	Fields,Cache		0-0	0-0	0-0	0	0	0	0	0	0	0	0	0	1	
10	Nakwaasah,Ben		0-2	0-1	1-2	0	0	0	0	1	0	0	0	0	3	
15	MacDougall,Connor		1-3	0-0	1-2	0	1	1	5	3	1	1	0	0	13	
20	Cotton,Drew		0-2	0-1	0-0	0	3	3	0	0	1	0	0	0	13	
25	Lowell,Wyatt		3-4	2-3	0-0	0	1	1	2	8	1	2	2	1	22	
55	Harward,Richard		0-2	0-0	0-0	1	1	2	1	0	0	1	0	0	4	
Team						2	5	7								
Totals			17-55	3-13	9-16	8	29	37	19	46	6	17	6	6	200	

FG % 1st Half: 9-28 32.1% 2nd half: 8-27 29.6% Game: 17-55 30.9% Deadball Rebounds 4
3FG % 1st Half: 3-9 33.3% 2nd half: 1-5 20.0% Game: 3-13 23.1%
FT % 1st Half: 0-3 0.0% 2nd half: 9-13 69.2% Game: 9-16 56.3%

Utah State 65 • 4-0

#	Player	Total			3-Ptr	Rebounds			PF	TP	A	TO	Blk	Stl	Min
		FG-FGA	FG-FGA	FT-FTA		Off	Def	Tot							
10	TAYLOR, Quinn	f	3-8	0-2	4-5	5	10	15	2	10	1	3	0	1	24
23	QUETA, Neemias	c	1-5	0-0	1-2	4	4	8	3	3	2	0	0	1	23
04	AINGE, Crew	g	0-1	0-1	0-0	0	1	1	1	0	0	0	0	0	4
05	MERRILL, Sam		5-14	1-7	3-4	0	3	3	2	14	5	1	1	0	34
22	MILLER, Brock	g	2-7	1-4	0-0	0	2	2	4	5	1	1	1	1	25
01	KNIGHT, Tauriawn		4-11	0-1	0-0	1	1	2	0	8	0	0	1	3	14
02	BROWN JR., Dwayne		2-8	0-3	1-2	2	3	5	2	5	2	1	0	0	19
03	KNIGHT III, John		4-7	1-2	0-0	0	1	1	1	9	0	3	0	4	18
12	BEAN, Justin		0-0	0-0	0-0	0	0	0	0	0	0	0	0	0	0+
15	PORTER, Abel		1-1	1-1	0-0	0	0	0	1	3	1	1	0	0	7
21	FAKIRA, Ben		1-1	0-0	0-0	1	0	1	1	2	0	0	0	0	3
24	BRITO, Diogo		2-6	0-1	2-2	0	5	5	2	6	5	2	0	1	29
Team						4	3	7							

FG % 1st Half: 13-36 36.1% 2nd half: 12-33 36.4% Game: 25-69 36.2% Deadball Rebounds 2
3FG % 1st Half: 2-12 16.7% 2nd half: 2-10 20.0% Game: 4-22 18.2%
FT % 1st Half: 4-5 80.0% 2nd half: 7-10 70.0% Game: 11-15 73.3%

Officials: Kevin Brill, Rick Randall, Jeff Wooten
Technical fouls: Utah Valley-None. Utah State-QUETA, Neemias.
Attendance: 6474

Score by periods		1st	2nd	Total	Points	In Paint	Off T/O	2nd Chance	Fast Break	Bench
		20	26	46						
Utah Valley		20	26	46	26	13	5	4	12	12
Utah State		32	33	65	32	24	11	12	12	33

Last FG - UVU 2nd-02:39, UVU 2nd-00:29.
Largest lead - UVU by 1 1st-19:02, UVU by 24 2nd-04:48.
UVU led for 02:16. UVU led for 36:10. Game was tied for 01:34.
Score tied - 3 times.
Lead changed - 2 times.

GAME 6 UTAH STATE VS ARIZONA STATE NOVEMBER 21, 2018 • T-MOBILE ARENA

Official Basketball Box Score -- Game Totals -- Final Statistics
Arizona State vs Utah State
11/21/18 8:00pm at T-Mobile Arena Las Vegas, NV

Arizona State 87 • 5-0

#	Player	Total		3-Ptr	Rebounds			PF	TP	A	TO	Blk	Stl	Min	
		FG-FGA	FG-FGA		FT-FTA	Off	Def								Tot
00	Dort,Luguentz	*	10-15	2-3	11-14	2	5	7	3	33	4	5	0	2	39
01	Martin,Remy	*	5-13	1-2	2-2	0	2	2	0	13	0	3	0	2	34
14	Lawrence,Kimani	*	1-8	1-4	7-8	0	2	2	4	10	2	3	0	0	36
23	White,Romello	*	1-3	0-0	1-1	3	2	5	5	3	0	2	0	0	20
45	Cheatham,Zylan	*	2-4	0-0	4-8	0	3	3	4	8	6	2	1	1	25
03	Mitchell,Mickey		1-1	0-0	0-6	0	2	2	2	2	0	0	0	0	12
32	Lake,De'Quon		1-1	0-0	1-1	1	2	3	5	3	1	1	1	1	13
35	Cherry,Taeshon		5-7	3-5	2-2	0	2	2	4	15	0	0	1	1	21
Team						1	2	3							
Totals			26-52	7-14	28-42	7	22	29	27	87	13	16	3	8	200

FG % 1st Half: 11-29 37.9% 2nd half: 15-23 65.2% Game: 26-52 50.0% Deadball Rebounds 9
3FG % 1st Half: 3-6 50.0% 2nd half: 4-8 50.0% Game: 7-14 50.0%
FT % 1st Half: 12-19 63.2% 2nd half: 16-23 69.6% Game: 28-42 66.7%

Utah State 82 • 5-1

		Total	3-Ptr		Rebounds									
#	Player	FG-FGA	FG-FGA	FT-FTA	Off Def	Tot	PF	TP	A	TO	Blk	Stl	Min	
04	AINGE, Crew	* 1-3	1-3	0-0	1	1	2	4	3	3	2	0	0	17
10	MERRILL, Sam	* 8-18	3-7	8-9	0	5	5	4	27	1	0	0	0	35
05	TAYLOR, Quinn	* 2-3	0-1	3-5	1	4	5	5	7	2	2	0	1	25
22	MILLER, Brock	* 4-12	2-8	0-0	0	1	1	1	10	1	1	0	1	30
23	QUETA, Neemias	* 2-3	0-0	1-2	4	5	9	5	5	1	5	1	0	21
01	KNIGHT, Tauriawn	0-0	0-0	0-0	0	0	0	0	0	1	0	0	0	4
02	BROWN JR., Dwayne	4-8	0-2	6-6	2	2	4	3	14	2	2	0	1	25
03	KNIGHT III, John	3-7	0-0	7-11	0	3	3	3	13	2	2	0	2	20
21	FAKIRA, Ben	0-0	0-0	0-0	0	0	0	2	0	0	0	0	0	4
24	BRITO, Diogo	1-2	1-2	0-0	0	2	2	1	3	2	3	0	1	19
Team					2	1	3				3			
Totals		25-56	7-23	25-33	10	24	34	28	82	15	20	1	6	200

FG % 1st Half: 13-29 44.8% 2nd half: 12-27 44.4% Game: 25-56 44.6% Deadball Rebounds 7
3FG % 1st Half: 5-13 38.5% 2nd half: 2-10 20.0% Game: 7-23 30.4%
FT % 1st Half: 4-5 80.0% 2nd half: 21-28 75.0% Game: 25-33 75.8%

Officials: Ray Natili, Kelly Self, Marques Pettigrew
Technical fouls: Arizona State-None. Utah State-None.
Attendance: 3157
MGM Resorts Main Event Championship Game

Score by periods		1st	2nd	Total	Points	In Paint	Off T/O	2nd Chance	Fast Break	Bench
		37	50	87						
Arizona State		37	50	87	ASU	28	13	7	10	20
Utah State		35	47	82	USU	26	17	11	0	30

Last FG - ASU 2nd-01:25, USU 2nd-00:30.
Largest lead - ASU by 9 2nd-09:21, USU by 7 1st-14:03.
ASU led for 23:44. USU led for 13:51. Game was tied for 02:25.
Score tied - 7 times.
Lead changed - 9 times.

GAME 5 UTAH STATE VS SAINT MARY'S NOVEMBER 19, 2018 • T-MOBILE ARENA

Official Basketball Box Score -- Game Totals -- Final Statistics
Saint Mary's vs Utah State
11/19/18 5:30pm at T-Mobile Arena Las Vegas, NV

Saint Mary's 63 • 3-1

#	Player		Total		3-Ptr	Rebounds			PF	TP	A	TO	Blk	Stl	Min
			FG-FGA	FG-FGA	FT-FTA	Off	Def	Tot							
10	Thomas,Elijah	f	3-6	1-2	1-3	2	1	3	3	8	0	2	0	1	28
24	Fitts,Malik	f	3-10	1-5	7-7	2	5	7	1	14	1	1	0	2	27
01	Hunter,Jordan	c	2-6	0-0	4-6	3	1	4	3	8	0	1	0	1	14
00	Krebs,Tanner		2-7	1-4	0-0	0	3	3	1	5	0	1	1	0	28
03	Ford,Jordan	g	4-15	1-6	5-5	0	3	3	4	14	2	2	0	0	34
02	Clinton,Quinn		0-1	0-1	0-0	1	0	1	0	0	0	0	0	0	1
05	Perry,Jock		0-4	0-1	0-0	1	2	3	1	0	2	2	1	0	13
11	Tass,Matthias		0-2	0-0	1-2	1	2	3	3	1	1	1	0	2	13
12	Kuhse,Tommy		0-5	0-2	2-2	0	1	1	1	2	1	0	0	1	18
35	Mudronja,Alex		0-0	0-0	0-0	0	0	0	0	0	0	1	0	0	2
42	Fotu,Dan		4-6	2-3	1-1	2	1	3	0	11	1	0	0	0	22
Team						1	0	1							
Totals			18-62	6-24	21-26	13	19	32	17	63	8	11	2	7	200

FG % 1st Half: 9-32 28.1% 2nd half: 9-30 30.0% Game: 18-62 29.0% Deadball Rebounds 4
3FG % 1st Half: 3-15 20.0% 2nd half: 3-9 33.3% Game: 6-24 25.0%
FT % 1st Half: 8-12 66.7% 2nd half: 13-14 92.9% Game: 21-26 80.8%

Utah State 80 • 5-0

		Total	3-Ptr	Rebounds											
#	Player	FG-FGA	FG-FGA	FT-FTA	Off	Def	Tot	PF	TP	A	TO	Blk	Stl	Min	
10	TAYLOR, Quinn	f	1-1	0-0	1-2	4	5	9	5	3	4	1	1	0	15
23	QUETA, Neemias	c	9-13	0-0	6-6	3	6	9	3	24	2	3	5	0	29
04	AINGE, Crew	g	2-3	0-1	0-0	0	2	2	0	4	1	1	0	0	12
05	MERRILL, Sam		7-14	3-7	6-7	1	3	4	3	23	8	2	0	0	33
22	MILLER, Brock	g	3-5	2-3	0-0	0	1	1	1	8	1	1	0	0	27
01	KNIGHT, Tauriawn		1-2	0-1	2-2	0	0	0	1	4	1	0	0	0	7
02	BROWN JR., Dwayne		3-7	0-3	0-0	1	3	4	1	6	0	2	0	3	23
03	KNIGHT III, John		2-9	0-0	1-1	0	4	4	1	5	0	2	0	2	20
15	PORTER, Abel		0-1	0-0	0-0	0	1	1	2	0	0	1	0	0	10
21	FAKIRA, Ben		0-1	0-0	0-0	0	1	1	4	0	0	0	1	0	7
24	BRITO, Diogo		1-3	1-2	0-0	0	5	5	1	3	0	1	1	0	17
Team					1	0	1								
Totals			29-59	6-17	16-18	10	31	41	22	80	17	14	8	5	200



2018-19 BOX SCORES



QUICK FACTS

OUTLOOK

AGGIE BIOS

COACHES

OPPONENTS

SEASON REVIEW

RECORDS

UNIVERSITY

GAME 8 UTAH STATE AT UC IRVINE DECEMBER 1, 2018 • BREN EVENTS CENTER

Official Basketball Box Score -- Game Totals -- Final Statistics
Utah State vs UC Irvine
12/01/18 7:00 pm at Irvine, Calif. (Bren Events Center)

Utah State 89 • 7-1

#	Player	Total		3-Ptr	Rebounds			PF	TP	A TO Blk Stl					Min
		FG-FGA	FG-FGA		Off	Def	Tot			A	TO	Blk	Stl		
10	TAYLOR, Quinn	f	7-9	5-7	2-2	1	5	6	2	21	1	0	0	0	30
23	QUETA, Neemias	c	5-7	1-1	0-1	7	12	19	3	11	3	3	1	0	25
04	AINGE, Crew	g	3-4	0-0	2-2	0	0	0	2	8	2	1	0	0	22
05	MERRILL, Sam	g	6-13	3-8	2-2	0	2	2	4	17	7	1	0	1	28
22	MILLER, Brock	g	0-2	0-1	0-0	0	0	0	0	0	0	0	0	0	15
01	KNIGHT, Tauriawn	g	0-0	0-0	0-0	0	1	1	1	0	0	0	0	0	4
02	BROWN JR., Dwayne	g	4-6	2-2	0-0	0	1	1	2	10	1	2	0	3	17
03	KNIGHT III, John	g	3-8	0-0	3-5	0	2	2	3	9	0	1	2	0	16
12	BEAN, Justin	g	0-0	0-0	0-0	0	1	1	1	0	0	0	0	0	1
15	PORTER, Abel	g	0-1	0-1	5-6	0	2	2	1	5	1	1	0	0	15
21	FAKIRA, Ben	g	1-2	0-0	0-0	1	2	3	2	2	0	0	0	0	5
24	BRITO, Diogo	g	2-7	2-4	0-1	0	1	1	1	6	1	2	0	0	21
30	JOHNSON, Alek	g	0-0	0-0	0-0	0	0	0	0	0	1	2	0	0	1
Team					1	2	3								
Totals			31-59	13-24	14-19	10	31	41	22	89	16	11	3	4	200

FG % 1st Half: 15-31 48.4% 2nd half: 16-28 57.1% Game: 31-59 52.5%
3FG % 1st Half: 3-10 30.0% 2nd half: 10-14 71.4% Game: 13-24 54.2%
FT % 1st Half: 4-4 100.0 2nd half: 10-15 66.7% Game: 14-19 73.7%

UC Irvine 65 • 7-2

#	Player	Total		3-Ptr	Rebounds			PF	TP	A TO Blk Stl					Min
		FG-FGA	FG-FGA		Off	Def	Tot			A	TO	Blk	Stl		
05	Jonathan Galloway	f	2-3	0-0	4-6	1	4	5	3	8	0	0	1	0	27
11	John Edgar Jr.	f	4-8	0-1	0-1	0	1	1	1	8	0	2	0	0	19
42	Tommy Rutherford	f	2-4	0-0	2-4	1	1	2	4	6	0	1	0	0	20
02	Max Hazzard	g	0-3	0-3	0-0	0	0	0	2	1	0	0	0	0	17
24	Eyassu Worku	g	3-7	0-1	5-6	0	3	3	2	11	3	2	0	0	22
00	JC Butler	g	0-0	0-0	0-0	1	0	1	1	0	0	1	0	0	9
03	Robert Cartwright	g	2-7	0-2	5-5	0	3	3	2	9	2	1	0	3	21
14	Evan Leonard	g	1-5	0-3	3-4	0	1	1	1	5	1	1	0	3	17
23	Darrian Traylor	g	2-3	1-2	0-0	1	2	3	2	5	0	0	0	0	4
25	Spencer Rivers	g	1-2	0-0	0-0	0	1	1	0	2	1	2	0	0	13
35	Solomon Ruddell	g	0-0	0-0	0-0	0	0	0	0	0	0	0	0	0	3
40	Collin Welp	g	2-7	0-2	0-0	0	0	0	0	4	0	0	1	1	11
50	Elston Jones	g	2-4	0-0	3-5	0	2	2	7	7	0	0	1	1	17
Team					0	2	2								
Totals			21-53	1-14	22-31	5	22	27	19	65	7	10	3	7	200

FG % 1st Half: 9-24 37.5% 2nd half: 12-29 41.4% Game: 21-53 39.6%
3FG % 1st Half: 0-6 0.0% 2nd half: 1-8 12.5% Game: 1-14 7.1%
FT % 1st Half: 9-10 90.0% 2nd half: 13-21 61.9% Game: 22-31 71.0%

Officials: Juan Corral,Michael Irving,Ken Ditty
Technical fouls: Utah State-KNIGHT III, John. UC Irvine-None.
Attendance: 1812

Score by periods	1st	2nd	Total
Utah State	37	52	89
UC Irvine	27	38	65

Points	In	Off	2nd	Fast	Bench
USU	28	15	8	7	32
UCI	28	9	5	13	32

Last FG - USU 2nd-01:39, UCI 2nd-00:01.
Largest lead - USU by 26 2nd-00:21, UCI None.
USU led for 38:53. UCI led for 00:00. Game was tied for 01:07.

GAME 9 UTAH STATE AT BYU DECEMBER 5, 2018 • MARRIOTT CENTER

Official Basketball Box Score -- Game Totals -- Final Statistics
Utah State vs BYU
12/05/18 7:00 pm at Provo, Utah (Marriott Center)

Utah State 80 • 7-2

#	Player	Total		3-Ptr	Rebounds			PF	TP	A TO Blk Stl					Min
		FG-FGA	FG-FGA		Off	Def	Tot			A	TO	Blk	Stl		
10	TAYLOR, Quinn	f	2-7	0-3	1-2	2	1	3	3	5	2	1	0	1	25
23	QUETA, Neemias	c	7-10	0-1	2-3	5	3	8	2	16	0	3	2	3	30
04	AINGE, Crew	g	3-3	0-0	0-0	0	1	1	4	6	0	1	0	0	12
05	MERRILL, Sam	g	5-13	1-5	6-6	1	4	5	2	17	2	4	0	1	39
22	MILLER, Brock	g	1-3	1-3	0-0	0	2	2	2	3	1	0	0	0	28
01	KNIGHT, Tauriawn	g	0-1	0-1	4-4	0	0	0	0	4	0	0	0	1	3
02	BROWN JR., Dwayne	g	5-9	0-2	5-6	2	4	6	3	15	0	2	0	1	22
03	KNIGHT III, John	g	5-9	0-0	1-3	1	3	4	3	11	1	3	0	1	20
15	PORTER, Abel	g	0-2	0-1	0-0	0	0	0	0	0	0	1	0	0	11
21	FAKIRA, Ben	g	0-0	0-0	0-0	0	0	0	0	0	0	0	0	0	1
24	BRITO, Diogo	g	1-3	1-1	0-0	0	1	1	1	3	0	0	0	0	9
Team					2	2	4								
Totals			29-60	3-17	19-24	13	21	34	20	80	6	16	2	8	200

FG % 1st Half: 12-34 35.3% 2nd half: 17-26 65.4% Game: 29-60 48.3%
3FG % 1st Half: 0-9 0.0% 2nd half: 3-8 37.5% Game: 3-17 17.6%
FT % 1st Half: 10-13 76.9% 2nd half: 9-11 81.8% Game: 19-24 79.2%

BYU 95 • 6-4

#	Player	Total		3-Ptr	Rebounds			PF	TP	A TO Blk Stl					Min
		FG-FGA	FG-FGA		Off	Def	Tot			A	TO	Blk	Stl		
23	Yoeli Childs	f	11-18	1-4	8-8	1	6	7	3	31	1	3	1	5	33
00	Jashire Hardnett	g	3-8	0-2	4-5	0	1	1	1	10	1	2	0	1	26
02	Zac Seliass	g	1-4	1-3	0-0	1	3	4	3	1	2	1	0	0	17
24	McKay Cannon	g	0-3	0-2	0-0	0	1	1	0	1	0	0	0	0	16
30	TJ Haws	g	7-11	4-6	2-3	1	3	4	1	20	7	5	1	0	38
04	Nick Emery	g	4-6	3-4	0-0	0	0	0	4	11	2	0	0	2	19
25	Gavin Baxter	g	0-0	0-0	0-0	0	0	0	1	0	0	0	0	0	3
33	Dalton Nixon	g	2-3	0-0	2-2	1	3	4	2	6	3	0	1	3	22
41	Luke Worthington	g	0-0	0-0	0-0	0	0	0	3	0	0	0	0	0	5
44	Connor Harding	g	5-6	2-3	2-3	0	1	1	1	14	1	1	0	0	21
Team					1	1	2								
Totals			33-59	11-24	18-21	5	19	24	20	95	17	13	4	11	200

FG % 1st Half: 19-33 57.6% 2nd half: 14-26 53.8% Game: 33-59 55.9%
3FG % 1st Half: 7-13 53.8% 2nd half: 4-11 36.4% Game: 11-24 45.8%
FT % 1st Half: 8-9 88.9% 2nd half: 10-12 83.3% Game: 18-21 85.7%

Officials: Frank Harvey III,Michael Irving,Larry Spaulding
Technical fouls: Utah State-None. BYU-None.
Attendance: 11377

Score by periods	1st	2nd	Total
Utah State	34	46	80
BYU	53	42	95

Last FG - USU 2nd-01:53, BYU 2nd-02:03.
Largest lead - USU None, BYU by 22 1st-03:46.
USU led for 00:00. BYU led for 39:48. Game was tied for 00:12.

GAME 10 UTAH STATE VS WEBER STATE DECEMBER 8, 2018 • VIVINT SMART HOME ARENA

Official Basketball Box Score -- Game Totals -- Final Statistics
Weber St. vs Utah State
12/08/18 2:30 pm at Salt Lake City, Utah (Vivint Smart Home)

Weber St. 67 • 5-4

#	Player	Total		3-Ptr	Rebounds			PF	TP	A TO Blk Stl					Min
		FG-FGA	FG-FGA		Off	Def	Tot			A	TO	Blk	Stl		
23	Brekcott Chapman	f	4-9	3-7	0-0	0	9	9	1	11	1	3	2	1	33
44	Zach Braxton	c	5-7	0-0	4-7	2	6	8	4	14	0	1	1	2	27
05	Cody John	g	6-15	1-5	3-4	0	1	1	1	16	0	3	0	0	33
10	Jerrick Harding	g	2-9	0-2	5-6	0	3	3	3	9	2	0	2	1	30
12	Israel Barnes	g	1-4	0-1	0-0	0	1	1	1	2	2	1	0	0	20
00	Caleb Nero	g	6-8	2-3	1-1	1	2	3	3	15	0	0	0	0	20
02	Ricky Nelson	g	0-3	0-0	0-2	0	0	0	1	0	1	0	0	0	19
11	Michal Kozak	g	0-3	0-2	0-0	1	2	3	3	0	0	1	0	0	12
13	Donatas Kupcas	g	0-2	0-2	0-0	0	3	3	0	0	0	1	0	0	3
24	Dima Zdor	g	0-1	0-0	0-0	0	0	0	2	0	0	0	0	0	3
Team					2	1	3								
Totals			24-61	6-22	13-20	6	28	34	19	67	6	10	5	4	200

FG % 1st Half: 10-29 34.5% 2nd half: 14-32 43.8% Game: 24-61 39.3%
3FG % 1st Half: 2-12 16.7% 2nd half: 4-10 40.0% Game: 6-22 27.3%
FT % 1st Half: 5-6 83.3% 2nd half: 8-14 57.1% Game: 13-20 65.0%

Utah State 76 • 8-2

#	Player		Total		3-Ptr	Rebounds			PF	TP	A TO Blk Stl				Min	
			FG	FGA	FT	FTA	Off	Def			Tot	A	TO	Blk		Stl
10	TAYLOR, Quinn	f	1-6	1-3	0-2	1	2	3	3	3	2	4	0	1	31	
23	QUETA, Neemias	c	5-10	0-0	3-7	3	5	8	5	13	3	1	3	1	26	
04	AINGE, Crew	g	2-5	0-0	0-0	0	6	6	2	4	3	2	0	3	23	
05	MERRILL, Sam	g	6-11	3-6	4-4	0	3	3	2	19	4	1	0	0	35	
22	MILLER, Brock	g	3-5	1-3	2-2	0	3	3	2	9	1	0	0	0	20	
01	KNIGHT, Taurawn		4-5	0-0	2-3	1	2	3	0	10	0	0	0	0	13	
02	BROWN JR., Dwayne		2-11	0-1	1-2	0	4	4	5	1	1	0	3	19		
15	PORTER, Abel		0-0	0-0	0-0	0	0	0	0	0	1	0	0	0	4	
21	FAKIRA, Ben		0-0	0-0	0-0	0	0	0	1	0	0	0	0	0	1	
24	BRITO, Diogo		5-7	1-2	2-2	1	10	11	0	13	3	1	0	0	28	
Team						2	0	2								
Totals			28-60	6-15	14-22	8	35	43	19	76	18	10	3	8	200	



2018-19 BOX SCORES



GAME 12 UTAH STATE AT HOUSTON DECEMBER 20, 2018 • FERTITTA CENTER

Official Basketball Box Score -- Game Totals -- Final Statistics
Utah State vs Houston
12/20/18 7:00 pm at Houston, Texas (Fertitta Center)

Utah State 50 • 9-3

#	Player	Total		3-Ptr		Rebounds			PF	TP	A TO Blk Stl				Min
		FG-FGA	FG-FGA	FT-FTA	Off Def Tot	PF	TP	A TO Blk Stl							
10	TAYLOR, Quinn	f	5-9	1-2	3-4	3	6	9	4	14	1	1	1	1	34
23	QUETA, Neemias	c	0-1	0-1	0-0	0	2	2	2	0	1	2	1	0	17
04	AINGE, Crew	g	0-2	0-1	0-0	0	2	2	3	0	1	0	0	0	11
05	MERRILL, Sam	g	2-9	0-5	2-2	0	4	4	1	6	1	3	0	1	38
22	MILLER, Brock	g	2-5	1-3	0-0	0	0	0	0	5	1	1	0	1	19
01	KNIGHT, Tauriawn	g	0-1	0-1	1-2	0	0	0	0	1	0	0	0	0	7
02	BROWN JR., Dwayne	g	8-14	1-3	2-2	1	6	7	2	19	0	7	1	1	25
03	KNIGHT III, John	g	0-3	0-0	1-2	1	5	6	2	1	1	2	1	0	15
15	PORTER, Abel	g	0-1	0-1	0-0	0	0	0	1	0	1	0	0	0	12
24	BRITO, Diogo	g	1-4	1-3	1-2	0	2	2	2	4	1	1	0	0	22
Team						1	2	3							
Totals			18-49	4-20	10-14	6	29	35	17	50	8	17	4	4	200

FG % 1st Half: 13-30 43.3% 2nd half: 5-19 26.3% Game: 18-49 36.7%
3FG % 1st Half: 3-10 30.0% 2nd half: 1-10 10.0% Game: 4-20 20.0%
FT % 1st Half: 2-2 100.0% 2nd half: 8-12 66.7% Game: 10-14 71.4%

Houston 60 • 11-0

#	Player	Total		3-Ptr		Rebounds			PF	TP	A TO Blk Stl				Min
		FG-FGA	FG-FGA	FT-FTA	Off Def Tot	PF	TP	A TO Blk Stl							
23	Cedrick Alley Jr.	f	2-9	1-6	4-5	5	6	11	2	9	1	2	0	0	28
24	Breaon Brady	f	2-6	0-0	0-0	2	0	2	2	4	0	2	0	0	16
03	Armoni Brooks	g	5-13	5-11	0-0	1	6	7	1	15	0	1	1	0	32
05	Corey Davis Jr.	g	3-9	0-3	2-2	1	3	4	2	8	3	0	0	0	37
25	Galen Robinson, Jr.	g	1-5	0-2	1-2	0	2	2	3	3	4	2	0	3	31
11	Nate Hinton	g	1-2	0-0	0-0	1	0	1	0	2	0	1	0	0	10
13	DeJon Jarreau	g	3-9	1-2	3-3	0	4	4	0	10	2	2	2	0	17
35	Fabian White Jr	g	3-9	0-0	3-3	1	2	3	4	9	0	0	0	2	20
55	Brisson Gresham	g	0-1	0-0	0-0	0	1	1	3	0	0	0	2	0	9
Team						3	2	5							
Totals			20-63	7-24	13-15	14	26	40	17	60	10	11	5	8	200

FG % 1st Half: 7-30 23.3% 2nd half: 13-33 39.4% Game: 20-63 31.7%
3FG % 1st Half: 1-7 14.3% 2nd half: 6-17 35.3% Game: 7-24 29.2%
FT % 1st Half: 6-8 75.0% 2nd half: 7-7 100.0% Game: 13-15 86.7%

Officials: Don Daily,Anthony Jordan,John Higgins
Technical fouls: Utah State-None. Houston-None.
Attendance: 6264

Score by periods	1st	2nd	Total
Utah State	31	19	50
Houston	21	39	60

Points	In	Off	2nd	Fast
USU	26	13	5	6
HOUSTO	22	17	16	14

Last FG - USU 2nd-02:17, HOUSTON 2nd-00:47.
Largest lead - USU by 13 1st-03:55, HOUSTON by 10 2nd-00:27.
USU led for 24:50. HOUSTON led for 12:48. Game was tied for 02:22.

Score tied - 3 times.
Lead changed - 3 times.

GAME 13 EASTERN OREGON AT UTAH STATE DECEMBER 28, 2018 • DEE GLEN SMITH SPECTRUM

Official Basketball Box Score -- Game Totals -- Final Statistics
Eastern Oregon vs Utah State
12/28/18 7 p.m. at Logan, Utah (Dee Glen Smith Spectrum)

Eastern Oregon 57

#	Player	Total		3-Ptr		Rebounds			PF	TP	A TO Blk Stl				Min
		FG-FGA	FG-FGA	FT-FTA	Off Def Tot	PF	TP	A TO Blk Stl							
21	HAMILTON, Peter	f	2-3	0-1	0-0	2	1	3	4	0	2	0	0	0	20
25	SCHETZLE, Jarek	c	4-5	0-0	2-2	2	6	8	5	10	1	0	2	0	16
02	GARDEA, Kobi	g	0-3	0-3	1-2	0	2	2	2	1	3	2	0	0	20
14	JONES, London	g	1-6	0-1	2-2	2	0	2	2	4	0	1	1	2	21
22	MAY, Jordan	g	6-24	4-11	0-1	2	1	3	3	16	3	3	0	0	30
03	SIMPSON, Robbie	g	0-1	0-1	2-2	0	0	1	1	2	0	1	0	0	9
04	TATUM, Caleb	g	0-0	0-0	0-0	0	0	0	0	0	0	1	0	0	5
05	MCALLISTER, Linton	g	0-0	0-0	0-0	0	0	0	0	0	0	2	0	0	8
20	WRIGHT, Zane	g	2-2	2-2	3-4	0	1	1	0	9	3	2	0	1	18
30	EKE, Peter	g	3-9	0-0	0-0	1	5	6	1	6	0	0	1	0	23
42	MILES-WILLIAMS, Tom	g	2-3	1-2	0-0	0	1	1	3	5	0	2	1	2	12
44	JOHNSON, Brock	g	0-2	0-2	0-0	1	3	4	0	0	2	2	0	3	18
Team						2	1	3							
Totals			20-58	7-23	10-13	12	22	34	21	57	12	21	5	8	200

FG % 1st Half: 12-33 36.4% 2nd half: 8-25 32.0% Game: 20-58 34.5%
3FG % 1st Half: 1-13 7.7% 2nd half: 6-10 60.0% Game: 7-23 30.4%
FT % 1st Half: 1-2 50.0% 2nd half: 9-11 81.8% Game: 10-13 76.9%

Utah State 84 • 10-3

#	Player	Total		3-Ptr		Rebounds			PF	TP	A TO Blk Stl				Min
		FG-FGA	FG-FGA	FT-FTA	Off Def Tot	PF	TP	A TO Blk Stl							
10	TAYLOR, Quinn	f	2-4	0-0	2-2	2	0	2	4	6	2	1	0	0	11
23	QUETA, Neemias	c	6-8	0-0	1-2	1	6	7	1	13	1	2	1	0	27
04	AINGE, Crew	g	1-4	0-2	0-0	1	1	2	0	2	2	1	0	0	14
05	MERRILL, Sam	g	9-14	4-7	6-6	1	3	4	1	28	3	1	1	3	26
22	MILLER, Brock	g	3-8	2-7	1-2	0	2	2	2	9	0	1	0	0	24
01	KNIGHT, Tauriawn	g	0-1	0-0	0-0	0	0	0	0	2	0	1	0	0	7
02	BROWN JR., Dwayne	g	1-5	0-1	2-4	1	4	5	1	4	1	1	0	2	18
12	BEAN, Justin	g	5-7	1-1	1-3	3	4	7	0	12	1	0	0	1	18
15	PORTER, Abel	g	2-3	0-1	1-1	0	1	1	1	5	3	1	0	0	19
21	FAKIRA, Ben	g	0-1	0-0	3-4	2	0	2	2	3	0	0	0	0	10
24	BRITO, Diogo	g	1-11	0-5	0-0	2	4	6	2	2	5	2	0	0	23
30	JOHNSON, Alek	g	0-1	0-0	0-0	2	0	2	0	0	0	2	0	0	3
Team						3	3	6							
Totals			30-67	7-24	17-24	18	28	46	16	84	21	13	2	10	200

FG % 1st Half: 17-36 47.2% 2nd half: 13-31 41.9% Game: 30-67 44.8%
3FG % 1st Half: 2-12 16.7% 2nd half: 5-12 41.7% Game: 7-24 29.2%
FT % 1st Half: 9-11 81.8% 2nd half: 8-13 61.5% Game: 17-24 70.8%

Officials: Rick Randall, Paul Zseltz, Randy Heimerman
Technical fouls: Eastern Oregon-None. Utah State-None.
Attendance: 7056

Score by periods	1st	2nd	Total
Eastern Oregon	26	31	57
Utah State	45	39	84

Points	In	Off	2nd	Fast
USU	14	13	6	4
EOU	22	17	16	14

Last FG - EOU 2nd-00:44, USU 2nd-02:38.
Largest lead - EOU by 3 1st-17:42, USU by 34 2nd-02:38.
EOU led for 03:04. USU led for 36:12. Game was tied for 00:44.

Score tied - 1 time.
Lead changed - 6 times.

GAME 14 UTAH STATE AT NEVADA JANUARY 2, 2019 • LAWLOR EVENTS CENTER

Official Basketball Box Score -- Game Totals -- Final Statistics
Utah State vs No. 5/6 Nevada
01/02/19 8:00 p.m. at Reno, Nevada (Lawlor Events Center)

Utah State 49 • 10-4 (0-1 MW)

#	Player	Total		3-Ptr		Rebounds			PF	TP	A TO Blk Stl				Min
		FG-FGA	FG-FGA	FT-FTA	Off Def Tot	PF	TP	A TO Blk Stl							
10	TAYLOR, Quinn	f	0-8	0-5	1-2	4	1	5	2	1	1	3	0	0	29
23	QUETA, Neemias	c	4-8	0-0	0-2	2	3	10	4	8	0	2	5	1	29
04	AINGE, Crew	g	0-1	0-1	0-0	0	2	2	0	0	1	1	0	0	11
05	MERRILL, Sam	g	6-14	1-5	3-3	0	0	0	4	16	0	3	0	1	32
22	MILLER, Brock	g	2-5	2-4	4-4	0	2	2	1	10	1	1	0	0	32
01	KNIGHT, Tauriawn	g	0-2	0-0	0-0	0	3	3	0	0	0	1	0	0	9
02	BROWN JR., Dwayne	g	2-5	0-2	0-0	1	6	7	2	4	1	4	0	1	11
12	BEAN, Justin	g	1-5	0-0	2-2	4	1	5	0	4	1	0	0	2	8
15	PORTER, Abel	g	0-3	0-2	1-2	0	0	0	1	1	3	1	0	1	13
21	FAKIRA, Ben	g	0-3	0-0	0-0	2	1	3	2	0	0	1	0	0	3
24	BRITO, Diogo	g	1-7	1-4	0-2	0	4	4	1	3	0	3	0	1	21
30	JOHNSON, Alek	g	0-0	0-0	0-0	0	0	0	0	0	0	0	0	0	2
Team						2	1	3		*2					
Totals			16-61	4-23	11-17	15	29	44	17	49	8	20	5	7	200

FG % 1st Half: 8-26 30.8% 2nd half: 8-35 22.9% Game: 16-61 26.2%
3FG % 1st Half: 2-11 18.2% 2nd half: 2-12 16.7% Game: 4-23 17.4%
FT % 1st Half: 5-8 62.5% 2nd half: 6-9 66.7% Game: 11-17 64.7%

No. 5/6 Nevada 72 • 14-0 (1-0 MW)

#	Player	Total		3-Ptr		Rebounds			PF	
---	--------	-------	--	-------	--	----------	--	--	----	--



2018-19 BOX SCORES



QUICK FACTS

OUTLOOK

AGGIE BIOS

COACHES

OPPONENTS

SEASON REVIEW

RECORDS

UNIVERSITY

GAME 16 FRESNO STATE AT UTAH STATE JANUARY 9, 2019 • DEE GLEN SMITH SPECTRUM

Official Basketball Box Score -- Game Totals -- Final Statistics
Fresno State vs Utah State
01/09/19 7 p.m. at Logan, Utah (Dee Glen Smith Spectrum)

Fresno State 78 • 12-3/3-0 MW

#	Player	Total		3-Ptr		Rebounds		PF	TP	A	TO	Blk	Stl	Min
		FG-FGA	FG-FGA	FT-FTA	FT-FTA	Off	Def							
20	BITTNER, Sam	f	3-4	2-2	0-0	1	5	6	3	8	1	0	0	33
32	GRIMES, Nate	f	4-7	0-1	1-1	3	5	8	4	9	2	1	3	0
04	HUGGINS, Braxton	g	12-21	8-13	1-2	0	2	2	3	33	0	2	0	29
21	TAYLOR, Deshon	g	4-13	2-3	1-3	0	2	2	2	11	4	2	0	3
55	BLACKWELL, Noah	g	5-9	3-5	0-0	0	4	4	4	13	6	3	0	3
00	WILLIAMS, New		0-8	0-7	0-0	1	3	4	3	0	0	0	0	17
03	McWILLIAMS, Johnny		0-0	0-0	0-0	0	0	0	0	0	1	0	0	5
11	GRAY, Christian		0-0	0-0	0-0	1	1	2	4	0	0	0	0	8
13	AGAU, Aguir		0-1	0-0	0-0	0	2	2	1	0	0	1	0	7
35	ROJAS, Lazaro		2-3	0-0	0-0	0	0	0	1	4	0	1	0	13
Team						4	0	4						
Totals			30-66	15-31	3-6	10	24	34	25	78	14	10	3	6

FG % 1st Half: 12-36 33.3% 2nd half: 18-30 60.0% Game: 30-66 45.5%
3FG % 1st Half: 5-15 33.3% 2nd half: 10-16 62.5% Game: 15-31 48.4%
FT % 1st Half: 1-1 100.0 2nd half: 2-5 40.0% Game: 3-6 50.0%

Utah State 77 • 11-5/1-2 MW

#	Player	Total		3-Ptr		Rebounds		PF	TP	A	TO	Blk	Stl	Min
		FG-FGA	FG-FGA	FT-FTA	FT-FTA	Off	Def							
10	TAYLOR, Quinn	f	5-7	0-1	0-1	2	3	5	1	10	2	2	1	0
23	QUETA, Neemias	c	6-6	0-0	4-7	2	7	9	1	16	1	0	6	0
04	AINGE, Crew	g	1-4	0-2	0-0	0	3	3	0	2	5	1	0	12
05	MERRILL, Sam	g	3-10	1-4	9-11	0	3	3	3	16	4	2	1	0
22	MILLER, Brock	g	4-8	3-6	0-0	0	2	2	3	11	1	0	0	31
02	BROWN JR., Dwayne		0-1	0-1	0-0	0	1	1	2	0	0	1	0	1
12	BEAN, Justin		1-2	0-0	0-0	1	3	4	1	2	0	1	1	0
15	PORTER, Abel		3-4	2-3	6-9	0	3	3	2	14	4	4	0	0
24	BRITO, Diogo		2-7	0-3	2-2	0	3	3	1	6	4	0	0	1
Team						2	0	2						
Totals			25-49	6-20	21-30	7	28	35	14	77	21	11	9	2

FG % 1st Half: 15-25 60.0% 2nd half: 10-24 41.7% Game: 25-49 51.0%
3FG % 1st Half: 5-11 45.5% 2nd half: 1-9 11.1% Game: 6-20 30.0%
FT % 1st Half: 3-7 42.9% 2nd half: 18-23 78.3% Game: 21-30 70.0%

Officials: Verne Harris, John Higgins, Larry Spaulding
Technical fouls: Fresno State-TAYLOR, Deshon. Utah State-PORTER, Abel.
Attendance: 6379

Score by periods			1st	2nd	Total		In	Off	2nd	Fast	
Fresno State	30	48	78			Points	Paint	T/O	Chance	Break	Bench
Utah State	38	39	77			FS	26	8	7	4	4
						USU	36	15	6	9	22

Last FG - FS 2nd-00:05, USU 2nd-01:45.
Largest lead - FS by 12nd-00:05, USU by 12 1st-01:39.
FS led for 00:05. USU led for 39:35. Game was tied for 00:20.

Score tied - 1 time.
Lead changed - 1 time.

GAME 18 UTAH STATE AT SAN JOSE STATE JANUARY 16, 2019 • THE EVENT CENTER

Official Basketball Box Score -- Game Totals -- Final Statistics
Utah State vs San Jose St.
01/16/19 7:00 pm at San Jose, Calif. (The Event Center)

Utah State 81 • 13-5, 3-2 MW

#	Player	Total		3-Ptr		Rebounds		PF	TP	A	TO	Blk	Stl	Min
		FG-FGA	FG-FGA	FT-FTA	FT-FTA	Off	Def							
10	TAYLOR, Quinn	f	1-3	0-0	0-0	3	5	8	1	2	0	1	1	0
23	QUETA, Neemias	c	5-9	0-0	4-4	0	9	9	2	14	0	2	1	31
04	AINGE, Crew	g	0-0	0-0	0-0	1	0	1	0	0	0	2	0	4
05	MERRILL, Sam	g	5-12	2-6	0-0	0	3	3	2	12	3	2	0	5
22	MILLER, Brock	g	5-12	3-10	0-0	0	0	0	3	13	4	0	0	1
01	KNIGHT, Tauriawn		4-8	1-2	1-1	0	1	1	2	10	0	1	0	19
02	BROWN JR., Dwayne		1-1	0-0	0-0	0	0	0	0	2	0	0	0	4
12	BEAN, Justin		0-1	0-0	4-4	1	2	3	2	4	2	0	0	3
15	PORTER, Abel		0-1	0-0	1-2	0	1	1	0	1	2	0	0	10
24	BRITO, Diogo		7-15	5-9	4-4	4	1	5	2	23	6	1	0	3
30	JOHNSON, Alek		0-0	0-0	0-0	0	0	0	0	0	0	0	0	1
Team						1	1	2						
Totals			28-62	11-27	14-15	10	23	33	14	81	17	9	1	13

FG % 1st Half: 15-33 45.5% 2nd half: 13-29 44.8% Game: 28-62 45.2%
3FG % 1st Half: 6-12 50.0% 2nd half: 5-15 33.3% Game: 11-27 40.7%
FT % 1st Half: 5-6 83.3% 2nd half: 9-9 100.0 Game: 14-15 93.3%

San Jose St. 63 • 3-13, 0-4 MW

#	Player	Total		3-Ptr		Rebounds		PF	TP	A	TO	Blk	Stl	Min
		FG-FGA	FG-FGA	FT-FTA	FT-FTA	Off	Def							
01	Michael Steadman	f	2-5	0-1	0-0	1	2	3	4	4	2	2	0	0
13	Oumar Barry	c	1-1	0-0	0-0	0	4	4	3	2	0	2	1	0
02	Brae Ivey	g	0-1	0-1	1-2	1	0	1	2	1	2	5	0	1
04	Zach Chappell	g	3-11	3-6	0-0	0	3	3	0	9	3	4	0	1
20	Noah Baumann	g	9-14	7-10	4-5	0	4	4	0	29	0	1	1	0
11	Christian Anigwe		1-2	0-0	2-4	1	0	1	1	4	0	0	0	9
21	Kaison Hammonds		0-0	0-0	0-0	0	0	0	0	0	0	0	0	5
23	Seneca Knight		3-7	2-4	1-2	0	1	1	1	9	2	3	0	0
25	Craig LeCesne		1-3	0-1	0-0	2	4	6	1	2	3	3	0	0
44	Ashlin Chastain		1-3	0-1	0-1	1	3	4	3	2	2	2	0	0
44	Trey Smith		0-0	0-0	1-4	1	1	2	0	1	1	0	0	1
Team						1	1	2						
Totals			21-47	12-24	9-18	8	23	31	15	63	15	22	2	3

FG % 1st Half: 11-27 40.7% 2nd half: 10-20 50.0% Game: 21-47 44.7%
3FG % 1st Half: 7-13 53.8% 2nd half: 5-11 45.5% Game: 12-24 50.0%
FT % 1st Half: 6-9 66.7% 2nd half: 3-9 33.3% Game: 9-18 50.0%

Officials: Gerry Pollard,Chris Rastatter,Eric Curry
Technical fouls: Utah State-MERRILL, Sam. San Jose St.-None.
Attendance: 1388

Score by periods	1st	2nd	Total		In	Off	2nd	Fast	
Utah State	41	40	81	Points	Paint	T/O	Chance	Break	Bench
San Jose St.	35	28	63	USU	28	26	10	13	40
				SJSU	12	15	4	8	18

Last FG - USU 2nd-00:38, SJSU 2nd-01:13.
Largest lead - USU by 18 2nd-02:18, SJSU by 15 1st-01:03.
USU led for 24:03. SJSU led for 14:37. Game was tied for 00:13.

Score tied - 0 times.
Lead changed - 1 time.

GAME 17 UTAH STATE AT WYOMING JANUARY 12, 2019 • ARENA AUDITORIUM

Official Basketball Box Score -- Game Totals -- Final Statistics
Utah State vs Wyoming
01/12/19 4:05 pm at Laramie,Wyo. (Arena-Auditorium)

Utah State 71 • 12-5,2-2 MW

#	Player	Total		3-Ptr		Rebounds		PF	TP	A	TO	Blk	Stl	Min
		FG-FGA	FG-FGA	FT-FTA	FT-FTA	Off	Def							
10	TAYLOR, Quinn	f	3-8	1-3	0-0	1	3	4	1	7	4	0	0	1
23	QUETA, Neemias	c	6-7	0-0	2-5	1	4	5	1	14	0	0	2	0
04	AINGE, Crew	g	0-3	0-0	0-0	0	2	2	0	0	0	0	0	5
05	MERRILL, Sam	g	8-14	2-6	4-6	1	7	8	4	22	4	1	0	38
22	MILLER, Brock	g	1-6	1-4	0-0	2	1	3	1	3	2	1	0	0
01	KNIGHT, Tauriawn		0-0	0-0	2-2	0	1	1	0	2	0	0	0	4
02	BROWN JR., Dwayne		6-8	1-2	0-1	2	4	6	2	13	0	1	0	0
12	BEAN, Justin		0-2	0-0	0-0	0	2	2	0	0	0	0	1	0
15	PORTER, Abel		0-3	0-0	0-0	0	1	1	4	0	1	2	0	0
24	BRITO, Diogo		3-6	2-4	2-3	1	2	3	3	10	2	2	0	3
Team						2	3	5						
Totals			27-57	7-24	10-17	10	30	40	16	71	13	7	3	4

FG % 1st Half: 13-33 39.4% 2nd half: 14-24 58.3% Game: 27-57 47.4%
3FG % 1st Half: 4-15 26.7% 2nd half: 3-9 33.3% Game: 7-24 29.2%
FT % 1st Half: 2-4 50.0% 2nd half: 8-13 61.5% Game: 10-17 58.8%

Wyoming 55 • 4-13,0-4 MW

#	Player		Total		3-Ptr		Rebounds			PF	TP	A	TO	Blk	Stl	Min
			FG-FGA	FG-FGA	FT-FTA	Off	Def	Tot								
10	THOMPSON, Hunter	f	1-5	1-3	2-4	0	2	2	2	5	2	0	0	0	35	
11	YOUNG, Trace	f	0-4	0-3	0-0	0	7	7	1	0	0	2	0	0	31	
01	JAMES, Justin	g	10-21	2-5	5-8	1	9	10	2	27	2	3	2	0	40-	
02	BANKS, TJ	g	2-4	0-1	1-1	0	3	3	2	5	2	1	0	0	31	
13	TAYLOR, A.J.	g	5-10	4-6	0-0	0	3	3	4	14	1	1	0	1	37	
22	PORTER, Brandon		0-1	0-1	0-0	0	1	1	1	0	0	1	0	0	6	
23	NAUGHTON, Jordan		2-4	0-0	0-0	0	0	0	1	4	0	0	2	0	10	
55	FORNSTROM, Haize		0-1	0-1	0-0	0	0	0	2	0	0	0	0	1	10	
Team						2	1	3			1					
Totals			20-50	7-20	8-13	3	26	29	15	55	7	9	4	2	200	



2018-19 BOX SCORES



GAME 20 UTAH STATE AT NEW MEXICO JANUARY 26, 2019 • DREAMSTYLE ARENA AT THE PIT

Official Basketball Box Score -- Game Totals -- Final Statistics Utah State vs New Mexico 01/26/19 2:00 pm at Albuquerque, N.M. (Dreamstyle Arena)

Utah State 68 • 15-5, 5-2 MW

#	Player		Total		3-Ptr		Rebounds			PF	TP					Min
			FG-FGA	FG-FGA	FT-FTA	Off	Def	Tot	A			TO	Blk	Stl		
10	TAYLOR, Quinn	f	3-5	0-0	2-4	1	2	3	4	8	2	1	0	0	30	
23	QUETA, Neemias	c	4-9	0-0	0-0	1	11	12	4	8	2	6	3	0	29	
05	MERRILL, Sam	g	10-23	2-7	0-1	2	2	4	3	22	3	2	1	2	38	
15	PORTER, Abel	g	2-5	2-3	0-2	0	6	6	3	6	4	1	0	2	32	
22	MILLER, Brock	g	5-6	4-5	2-2	1	0	1	1	16	2	1	0	0	35	
02	BROWN JR., Dwayne		1-2	0-1	1-2	0	0	0	2	3	2	0	0	0	8	
12	BEAN, Justin		1-3	0-0	0-0	1	2	3	0	2	0	1	0	0	6	
24	BRITO, Diogo		1-2	1-2	0-0	1	2	3	0	3	1	1	0	0	22	
Team						2	2	4								
Totals				27-55	9-18	5-11	9	27	36	17	68	16	13	4	4	200
FG % 1st Half: 15-27			55.6%	2nd half: 12-28		42.9%	Game: 27-55		49.1%							Deadball
3FG % 1st Half: 4-9			44.4%	2nd half: 5-9		55.6%	Game: 9-18		50.0%							Rebounds
FT % 1st Half: 2-6			33.3%	2nd half: 3-5		60.0%	Game: 5-11		45.5%							3

New Mexico 66 • 9-11, 3-5 MW

#	Player	Total		3-Ptr	Rebounds			PF	TP					Min	
		FG-FA	FG-FGA	FT-FTA	Off	Def	Tot			A	TO	Blk	Stl		
15	Vladimir Pinchuk	f	0-0	0-0	0-0	2	1	3	2	0	2	1	1	0	14
35	Carlton Bragg	f	6-13	0-0	6-7	2	4	6	0	18	0	2	2	0	28
03	Keith McGee	g	1-6	1-3	1-2	0	1	1	2	4	2	3	0	3	20
04	Tavian Percy	g	0-0	0-0	0-0	0	0	0	2	0	0	0	0	0	10
10	Makuch Maluach	g	4-12	2-6	2-2	0	3	3	4	12	3	1	0	0	33
01	Corey Manigault		1-1	0-0	0-0	1	0	1	0	2	0	0	0	0	3
02	Vance Jackson		5-12	1-5	2-2	1	6	7	3	13	1	1	2	0	33
14	Dane Kuiper		0-4	0-2	1-2	0	4	4	1	1	3	0	0	0	25
32	Anthony Mathis		6-10	4-7	0-0	0	2	2	1	16	0	3	0	0	34
Team						4	1	5							
Totals			23-58	8-23	12-15	10	22	32	15	66	11	11	5	3	200
FG % 1st Half: 8-29		27.6%	2nd half: 15-29		51.7%	Game: 23-58		39.7%					Deadball		
3FG % 1st Half: 3-13		23.1%	2nd half: 5-10		50.0%	Game: 8-23		34.8%					Rebounds		
FT % 1st Half: 8-10		80.0%	2nd half: 4-5		80.0%	Game: 12-15		80.0%					1		

Officials: Brad Ferrie, Rick O'Neill, Winston Stith
Technical fouls: Utah State-None. New Mexico-None.
Attendance: 10752

Score by periods	1st	2nd	Total
Utah State	36	32	68
New Mexico	27	39	66

Points	In	Off	2nd	Fast	Bench
USU	30	9	7	9	8
NM	18	8	9	5	32

Last FG - USU 2nd-00:01, NM 2nd-02:56.
Largest lead - USU by 14 1st-09:51, NM by 2 1st-19:45.
USU led for 32:02. NM led for 05:00. Game was tied for 02:58.

Score tied - 4 times.
Lead changed - 5 times.

GAME 21 SAN JOSÉ STATE AT UTAH STATE JANUARY 30, 2019 • DEE GLEN SMITH SPECTRUM

Official Basketball Box Score -- Game Totals -- Final Statistics San Jose St. vs Utah State 01/30/19 7 p.m. at Logan, Utah (Dee Glen Smith Spectrum)

San Jose St. 73 • 3-17, 0-8 MW

#	Player		Total		3-Ptr		Rebounds			PF	TP	A TO Blk Stl				Min
			FG-FGA	FG-FGA	FT-FTA	Off	Def	Tot	A			TO	Blk	Stl		
11	ANIGWE, Christian	f	3-6	0-0	0-0	0	1	1	4	6	0	1	0	0	22	
25	LeCESNE, Craig	f	1-9	0-2	0-0	2	7	9	2	2	3	4	0	1	23	
41	CHASTAIN, Ashtin	c	2-4	0-0	4-4	1	1	2	3	8	2	4	0	0	22	
20	BAUMANN, Noah	g	4-8	2-3	5-7	0	3	3	2	15	2	2	0	1	27	
23	KNIGHT, Seneca	g	2-4	1-1	1-5	2	4	6	1	6	1	2	0	0	29	
01	STEADMAN, Michael		9-15	0-2	2-3	2	4	6	2	20	2	1	1	1	36	
02	IVEY, Brae		2-6	1-4	4-6	0	1	1	4	9	5	0	0	0	22	
04	CHAPPELL, Zach		2-3	1-2	2-2	0	2	2	3	7	1	1	0	1	19	
Team						4	1	5								
Totals				25-55	5-14	18-27	11	24	35	21	73	16	17	1	4	200
FG % 1st Half: 11-27			40.7%	2nd half: 14-28			50.0%	Game: 25-55			45.5%	Deadball				
3FG % 1st Half: 3-7			42.9%	2nd half: 2-7			28.6%	Game: 5-14			35.7%	Rebounds				
FT % 1st Half: 8-12			66.7%	2nd half: 10-15			66.7%	Game: 18-27			66.7%	4				

Utah State 103 • 16-5, 6-2 MW

#	Player		Total			3-Ptr			Rebounds			PF	TP	A			Min
			FG-FGA	FG-FGA	FT-FTA	Off	Def	Tot	To	Blk	Stl						
10	TAYLOR, Quinn	f	3-4	0-1	2-2	4	4	8	4	8	9	1	2	1	25		
23	QUETA, Neemias	c	5-11	0-0	1-1	2	9	11	1	11	2	1	3	1	26		
05	MERRILL, Sam	g	8-13	5-9	8-9	0	2	2	3	29	8	1	0	2	30		
15	PORTER, Abel	g	2-3	1-2	3-4	0	2	2	2	8	3	0	0	2	22		
22	MILLER, Brock	g	4-15	3-14	3-3	2	1	3	2	14	2	2	1	0	27		
01	KNIGHT, Tauriawn		4-7	0-1	3-3	1	0	1	3	11	2	1	0	0	18		
02	BROWN JR., Dwayne		1-1	0-0	2-2	0	1	1	2	4	0	1	0	0	8		
12	BEAN, Justin		4-8	0-2	0-0	2	2	4	3	8	1	1	0	1	18		
21	FAKIRA, Ben		1-1	0-0	0-0	2	0	2	1	2	0	0	0	0	3		
24	BRITO, Diogo		2-7	1-6	0-0	1	1	2	1	5	1	0	0	1	20		
30	JOHNSON, Alek		1-2	1-2	0-0	0	1	1	0	3	0	0	0	0	3		
Team						0	1	1									
Totals				35-72	11-37	22-24	14	24	38	22	103	28	8	6	8	200	
FG % 1st Half: 20-36			55.6%	2nd half: 15-36			41.7%	Game: 35-72			48.6%	Deadball			Rebounds		
3FG % 1st Half: 7-19			36.8%	2nd half: 4-18			22.2%	Game: 11-37			29.7%						
FT % 1st Half: 4-4			100.0	2nd half: 18-20			90.0%	Game: 22-24			91.7%						
																1	

Officials: Gregory Nixon, Kelly Pfeifer, Chad Shepherd
Technical fouls: San Jose St.-ANIGWE, Christian; CHASTAIN, Ashtin. Utah State-None.
Attendance: 6599

Score by periods	1st	2nd	Total
San Jose St.	33	40	73
Utah State	51	52	103

Points	In	Off	2nd	Fast	Bench
USU	38	9	10	0	36
USU	42	24	15	21	33

Last FG - SJSU 2nd-01:11, USU 2nd-00:15.
Largest lead - SJSU by 3 1st-19:35, USU by 31 2nd-05:40.
SJSU led for 01:39. USU led for 36:57. Game was tied for 01:12.

Score tied - 2 times.
Lead changed - 5 times.

GAME 22 UNLV AT UTAH STATE FEBRUARY 2, 2019 • DEE GLEN SMITH SPECTRUM

Official Basketball Box Score -- Game Totals -- Final Statistics UNLV vs Utah State 02/02/19 2:30 p.m. at Logan, Utah (Dee Glen Smith Spectrum)

UNLV 65 • 11-10, 5-4 MW

#	Player		Total		3-Ptr		Rebounds			PF	TP	A			Stl	Min
			FG-FGA	FG-FGA	FT-FTA	Off	Def	Tot	To			Blk				
20	BLAIR, Nick	f	0-4	0-2	0-0	0	0	0	5	0	2	1	0	1	10	
24	NTAMBWE, Joel	f	5-10	3-5	5-7	0	3	3	1	18	0	0	0	0	28	
01	CLYBURN, Kris	g	5-13	3-6	1-2	1	8	9	1	14	1	2	0	3	30	
03	HARDY, Amauri	g	5-11	2-4	2-2	0	1	1	0	14	3	1	0	1	24	
05	ROBOTHAM, Noah	g	1-7	1-4	0-0	0	1	1	1	3	5	3	0	2	31	
13	HAMILTON, Bryce		0-4	0-3	2-2	0	0	0	1	2	0	0	0	0	10	
14	BECK, Tervell		0-0	0-0	0-0	0	0	0	1	0	0	2	0	0	6	
22	WOODBURY, Trey		0-0	0-0	0-0	0	1	1	0	0	0	0	0	1	10	
30	T. TCHATCHOUA, Jonat		0-1	0-0	1-2	2	1	3	1	1	0	0	0	0	12	
31	COLEMAN, Marvin		1-1	0-0	2-2	1	0	1	3	4	2	1	0	0	11	
34	DIONG, Mbacke		4-6	0-0	1-4	2	7	9	4	9	0	1	4	1	28	
Team						3	1	4								
Totals			21-57	9-24	14-21	9	23	32	19	65	14	11	4	9	200	
FG 1st Half: 11-35			31.4%	2nd half: 10-22	45.5%	Game: 21-57			36.8%	Deadball						
3FG 1st Half: 4-13			30.8%	2nd half: 5-11	45.5%	Game: 9-24			37.5%	Rebounds						
FT 1st Half: 2-4			50.0%	2nd half: 12-17	70.6%	Game: 14-21			66.7%	2						



2018-19 BOX SCORES



QUICK FACTS

OUTLOOK

AGGIE BIOS

COACHES

OPPONENTS

SEASON REVIEW

RECORDS

UNIVERSITY

GAME 24 UTAH STATE AT SAN DIEGO STATE FEBRUARY 9, 2019 • VIEJAS ARENA

Official Basketball Box Score -- Game Totals -- Final Statistics
Utah State vs SAN DIEGO STATE
02-09-19 7:02 pm PT at Steve Fisher Court at Viejas Arena

Utah State 63 • 18-6, 8-3

#	Player	Total		3-Ptr	Rebounds			PF	TP	A	TO	Blk	Stl	Min
		FG-FGA	FG-FGA		Off	Def	Tot							
10	TAYLOR, Quinn	f	1-6	0-2	2-3	1	2	3	0	4	2	0	0	28
23	QUETA, Neemias	c	3-9	0-0	0-2	1	9	10	3	6	3	3	1	34
05	MERRILL, Sam	g	10-20	6-12	9-10	0	1	1	5	35	0	1	0	35
15	PORTER, Abel	g	3-6	2-3	0-0	1	5	6	5	8	4	1	0	32
22	MILLER, Brock	g	1-6	1-5	0-0	1	3	4	2	3	1	1	0	23
01	KNIGHT, Tauriawn	g	1-1	0-0	0-0	0	0	0	2	2	1	2	0	4
02	BROWN JR., Dwayne	g	0-0	0-0	0-0	0	0	0	0	0	0	1	0	2
12	BEAN, Justin	g	0-1	0-0	0-0	0	4	4	3	0	0	0	0	13
24	BRITO, Diogo	g	1-2	1-2	2-2	1	2	3	2	5	1	3	0	1
	Team					4	0	4						
	Totals		20-51	10-24	13-17	9	26	35	22	63	12	12	3	200

FG % 1st Half: 9-23 39.1% 2nd half: 11-28 39.3% Game: 20-51 39.2%
3FG % 1st Half: 5-12 41.7% 2nd half: 5-12 41.7% Game: 10-24 41.7%
FT % 1st Half: 6-6 100.0 2nd half: 7-11 63.6% Game: 13-17 76.5%

Deadball
Rebounds
2,1

SAN DIEGO STATE 68 • 14-9, 6-4

#	Player	Total		3-Ptr	Rebounds			PF	TP	A	TO	Blk	Stl	Min
		FG-FGA	FG-FGA		Off	Def	Tot							
05	MCDANIELS, Jalen	f	6-13	3-5	1-2	1	6	7	2	16	3	2	0	1
11	MITCHELL, Matt	f	4-11	1-4	1-1	1	3	4	3	10	2	3	0	2
31	MENSAH, Nathan	g	3-6	0-0	4-4	4	6	10	3	10	2	1	3	0
00	WATSON, Devin	g	5-15	2-6	11-14	1	3	4	2	23	3	1	0	0
42	HEMSLEY, Jeremy	g	3-7	0-3	0-0	1	1	2	3	6	1	1	0	2
02	SEIKO, Adam	g	1-2	1-2	0-0	0	1	1	2	3	1	1	0	0
03	AROP, Aguek	g	0-1	0-0	0-0	2	3	5	0	0	2	0	0	0
04	NARAIN, Nolan	g	0-3	0-1	0-0	1	0	1	2	0	1	0	0	0
25	MENSAH, Joel	g	0-1	0-0	0-0	1	0	1	0	0	0	0	0	0
	Team					2	1	3						
	Totals		22-59	7-21	17-21	14	24	38	17	68	15	8	4	5

FG % 1st Half: 11-33 33.3% 2nd half: 11-26 42.3% Game: 22-59 37.3%
3FG % 1st Half: 3-10 30.0% 2nd half: 4-11 36.4% Game: 7-21 33.3%
FT % 1st Half: 8-8 100.0 2nd half: 9-13 69.2% Game: 17-21 81.0%

Deadball
Rebounds
0

Officials: Michael Irving, Tom O'Neill, Brad Ferrie
Technical fouls: Utah State-None. SAN DIEGO STATE-None.
Attendance: 10631

Score by periods	1st	2nd	Total
Utah State	29	34	63
SAN DIEGO STATE	33	35	68

Points	In	Off	2nd	Fast	Bench
USU	16	14	15	5	7
SDSU	22	16	15	4	3

Last FG - USU 2nd-00:06, SDSU 2nd-03:20.
Largest lead - USU by 10 1st-10:30, SDSU by 13 1st-05:42.
USU led for 10:38. SDSU led for 27:20. Game was tied for 01:51.

Score tied - 3 times.
Lead changed - 5 times.

GAME 26 UTAH STATE AT AIR FORCE FEBRUARY 16, 2019 • CLUNE ARENA

Official Basketball Box Score -- Game Totals -- Final Statistics
Utah State vs Air Force
02/16/19 2:05 pm MT at Clune Arena - USAF Academy, Colo.

Utah State 76 • 20-6, 10-3 MW

#	Player	Total		3-Ptr	Rebounds			PF	TP	A	TO	Blk	Stl	Min
		FG-FGA	FG-FGA		Off	Def	Tot							
10	TAYLOR, Quinn	f	2-5	0-2	1-2	3	3	6	4	5	0	1	0	0
23	QUETA, Neemias	c	6-8	0-0	5-6	4	2	6	3	17	0	2	1	0
05	MERRILL, Sam	g	6-14	4-8	4-4	0	2	2	3	20	6	4	0	0
15	PORTER, Abel	g	4-9	1-4	1-2	0	3	3	3	10	5	1	1	0
22	MILLER, Brock	g	3-13	3-12	0-0	0	1	1	2	9	1	1	0	0
01	KNIGHT, Tauriawn	g	0-0	0-0	0-0	0	3	3	1	0	0	2	0	0
02	BROWN JR., Dwayne	g	2-2	0-0	0-0	0	1	1	2	4	0	1	0	0
12	BEAN, Justin	g	0-0	0-0	0-0	0	1	1	1	0	0	0	0	0
24	BRITO, Diogo	g	3-5	3-4	2-2	3	8	11	4	11	2	2	2	4
	Team					1	2	3						
	Totals		26-56	11-30	13-16	11	26	37	23	76	14	14	4	4

FG % 1st Half: 12-27 44.4% 2nd half: 14-29 48.3% Game: 26-56 46.4%
3FG % 1st Half: 4-13 30.8% 2nd half: 7-17 41.2% Game: 11-30 36.7%
FT % 1st Half: 6-8 75.0% 2nd half: 7-8 87.5% Game: 13-16 81.3%

Deadball
Rebounds
0

Air Force 62 • 10-15, 5-8 MW

#	Player	Total		3-Ptr	Rebounds			PF	TP	A	TO	Blk	Stl	Min
		FG-FGA	FG-FGA		Off	Def	Tot							
10	SCOTTIE, Lavelle	f	10-17	3-6	2-4	0	4	4	2	25	0	5	1	1
34	SWAN, Ryan	f	3-8	1-3	6-8	4	5	9	2	13	1	4	1	1
00	MORRIS, Caleb	g	2-2	1-1	1-1	0	1	1	4	6	0	2	0	0
05	JOYCE, Chris	g	2-10	1-5	0-0	0	7	7	0	5	2	1	0	0
10	WALKER, AJ	g	3-8	1-1	1-1	0	1	1	3	8	1	1	0	0
03	TOMES, Sid	g	1-3	0-1	0-0	0	0	0	2	2	2	0	0	0
11	AKAYA, Ameka	g	0-0	0-0	0-0	0	1	1	0	0	0	1	0	0
13	BROWN, LeSean	g	0-1	0-0	2-2	0	2	2	3	2	0	0	0	0
22	LOUDER, Pervis	g	0-1	0-1	0-0	0	0	0	0	0	0	0	0	0
44	VAN SOELEN, Keaton	g	0-0	0-0	1-3	0	0	0	2	1	0	0	0	0
	Team					2	1	3						
	Totals		21-50	7-18	13-19	6	22	28	18	62	6	15	2	2

FG % 1st Half: 9-24 37.5% 2nd half: 12-26 46.2% Game: 21-50 42.0%
3FG % 1st Half: 3-10 30.0% 2nd half: 4-8 50.0% Game: 7-18 38.9%
FT % 1st Half: 6-8 75.0% 2nd half: 7-11 63.6% Game: 13-19 68.4%

Deadball
Rebounds
3

Officials: Winston Stith, Casey McClellan, Ryan Holmes
Technical fouls: Utah State-None. Air Force-None.
Attendance: 3037

Score by periods	1st	2nd	Total
Utah State	34	42	76
Air Force	27	35	62

Points	In	Off	2nd	Fast	Bench
USU	34	19	20	8	15
AF	24	10	8	2	5

Last FG - USU 2nd-00:54, AF 2nd-01:22.
Largest lead - USU by 17 2nd-07:30, AF by 7 1st-17:03.
USU led for 32:24. AF led for 07:07. Game was tied for 02:29.

Score tied - 0 times.
Lead changed - 1 time.

GAME 25 WYOMING AT UTAH STATE FEBRUARY 13, 2019 • DEE GLEN SMITH SPECTRUM

Official Basketball Box Score -- Game Totals -- Final Statistics
Wyoming vs Utah State
02/13/19 7 p.m. at Logan, Utah (Dee Glen Smith Spectrum)

Wyoming 59 • 6-18/2-9 MW

#	Player	Total		3-Ptr	Rebounds			PF	TP	A	TO	Blk	Stl	Min
		FG-FGA	FG-FGA		Off	Def	Tot							
10	THOMPSON, Hunter	f	3-7	1-3	0-0	0	0	0	4	7	1	1	0	0
11	YOUNG, Trace	f	3-8	1-3	0-0	1	5	6	4	7	2	3	0	1
00	HENDRICKS, Jake	g	2-7	2-6	0-0	0	4	4	3	6	1	1	0	1
01	JAMES, Justin	g	9-18	3-5	5-6	0	4	4	3	26	2	1	1	2
13	TAYLOR, TJ	g	1-2	0-0	2-2	0	1	1	4	4	1	2	0	1
02	BANKS, A.J.	g	0-0	0-0	2-2	0	0	0	0	2	1	2	0	1
22	PORTER, Brandon	g	1-3	1-3	0-0	0	2	2	0	3	1	1	0	0
33	NAUGHTON, Jordan	g	2-4	0-0	0-2	0	3	3	3	4	1	0	0	0
55	FERNSTROM, Haize	g	0-0	0-0	0-0	0	0	0	0	0	0	0	0	0
	Team					2	2	4						
	Totals		21-49	8-20	9-12	3	21	24	21	59	10	11	1	6

FG % 1st Half: 14-23 60.9% 2nd half: 7-26 26.9% Game: 21-49 42.9%
3FG % 1st Half: 4-11 36.4% 2nd half: 4-9 44.4% Game: 8-20 40.0%
FT % 1st Half: 5-8 62.5% 2nd half: 4-4 100.0 Game: 9-12 75.0%

Deadball
Rebounds
2

Utah State 76 • 19-6/9-3 MW

#	Player		Total		3-Ptr	Rebounds			PF	TP	A	TO	Blk	Stl	Min
			FG-FGA	FG-FGA	FT-FTA	Off	Def	Tot							
10	TAYLOR, Quinn	f	4-10	1-3	4-5	4	6	10	2	13	0	2	2	2	33
23	QUETA, Neemias	c	5-7	0-0	4-7	1	9	10	3	14	4	3	2	1	32
05	MERRILL, Sam	g	5-12	4-6	5-6	0	0	0	3	19	6	2	1	2	39
15	PORTER, Abel	g	3-7	3-6	2-2	0	4	4	0	11	4	0	0	0	28
22	MILLER, Brock	g	1-4	0-3	0-0	0	1	1	0	2	1	0	0	0	22
01	KNIGHT, Tauriawn	g	0-0	0-0	0-0	0	2	2	0	0	1	1	0	0	4
02	BROWN JR., Dwayne	g	2-2	1-1	3-5	1	1	2	2	8	1	2	0	0	14
12	BEAN, Justin	g	0-0	0-0	0-0	0	0	0	0	0	0	0	0	0	1
24	BRITO, Diogo	g	4-7	1-1	0-0	2	2	4	0	9	4	1	0	0	27
	Team					1	1	2							
Totals			24-49	10-20	18-25	9	26	35	10	76	21	11	5	5	200



2018-19 BOX SCORES



GAME 32 - MW TOURNAMENT UTAH STATE VS NEW MEXICO MARCH 14, 2019 • THOMAS & MACK CENTER

Official Basketball Box Score -- Game Totals -- Final Statistics
New Mexico vs Utah State
03/14/19 6:00 PM at Las Vegas, Nevada (Thomas & Mack Center)

New Mexico 83 • 14-18

#	Player	Total		3-Ptr		Rebounds			PF	TP	A TO Blk Stl				Min
		FG-FGA	FG-FGA	FT-FTA	Off Def Tot	PF	TP	A TO Blk Stl							
35	Carlton Bragg	f	2-3	0-0	0-0	0	1	5	4	1	2	0	0	13	
02	Vance Jackson	g	9-18	4-8	3-4	0	4	5	25	5	3	0	2	35	
10	Makuach Maluach	g	1-9	0-2	0-0	1	1	2	3	1	0	0	2	29	
14	Dane Kuiper	g	2-7	1-5	2-2	2	2	4	1	7	1	0	0	24	
32	Anthony Mathis	g	4-13	3-10	3-3	0	0	0	3	14	3	0	0	5	37
01	Corey Manigault		4-11	0-0	8-9	2	3	5	4	16	1	0	0	21	
03	Keith McGee		2-6	1-3	0-0	2	3	5	2	5	2	2	0	3	14
04	Tavian Percy		0-0	0-0	0-0	0	0	0	1	0	0	0	0	0+	
15	Vladimir Pinchuk		1-1	0-0	0-1	0	1	1	2	2	1	0	0	0	10
22	DRINNON, Drue		3-4	1-1	1-2	0	2	2	8	1	2	0	0	17	
Team					4	0	4	1							
Totals			28-72	10-29	17-21	11	17	28	29	83	18	10	0	12	200
FG % 1st Half: 14-35		40.0%	2nd half: 14-37		37.8%	Game: 28-72		38.9%	Deadball		Rebounds		2		
3FG % 1st Half: 3-12		25.0%	2nd half: 7-17		41.2%	Game: 10-29		34.5%							
FT % 1st Half: 8-11		72.7%	2nd half: 9-10		90.0%	Game: 17-21		81.0%							

Utah State 91 • 26-6

#	Player	Total		3-Ptr		Rebounds			PF	TP	A TO Blk Stl				Min
		FG-FGA	FG-FGA	FT-FTA	Off Def Tot	PF	TP	A TO Blk Stl							
10	TAYLOR, Quinn	f	2-4	0-1	0-0	2	6	8	4	4	1	1	0	0	16
23	QUETA, Neemias	c	5-9	0-0	6-11	1	5	6	4	16	2	6	1	0	26
05	MERRILL, Sam	g	5-9	2-4	11-12	0	4	4	4	23	9	1	0	1	35
15	PORTER, Abel	g	1-2	0-1	6-7	0	3	3	3	8	4	6	0	1	37
22	MILLER, Brock	g	2-5	2-5	0-0	1	0	1	1	6	0	3	0	1	22
02	BROWN JR., Dwayne		2-4	0-0	2-3	1	0	1	0	6	0	0	0	0	5
12	BEAN, Justin		3-7	0-0	8-10	3	12	15	1	14	2	5	1	1	22
24	BRITO, Diogo		5-7	2-2	2-2	1	2	3	2	14	1	5	0	1	28
Team					3	2	5								
Totals			25-47	6-13	35-45	12	34	46	19	91	19	24	7	6	200
FG % 1st Half: 11-23		47.8%	2nd half: 14-24		58.3%	Game: 25-47		53.2%	Deadball		Rebounds		3,1		
3FG % 1st Half: 2-5		40.0%	2nd half: 4-8		50.0%	Game: 6-13		46.2%							
FT % 1st Half: 15-19		78.9%	2nd half: 20-26		76.9%	Game: 35-45		77.8%							

Officials: Eric Curry, Bob Staffen, Tom O'Neill
Technical fouls: New Mexico-TEAM, Utah State-None.
Attendance: 2019 Air Force Reserve Mountain West Men's Championships
Quarterfinal Game Three
Winner advances to Friday's semifinal game at 8:30 pm

Score by periods				Points	In Paint	Off T/O	2nd Chance	Fast Break	Bench
1st	2nd	Total							
New Mexico	39	44	83	NM	32	22	15	10	31
Utah State	39	52	91	USU	36	8	12	8	34

Last FG - NM 2nd-03:24, USU 2nd-00:52.
Largest lead - NM by 8 2nd-15:10, USU by 8 2nd-00:37.
NM led for 18:57, USU led for 14:44. Game was tied for 06:19.
Score tied - 16 times.
Lead changed - 19 times.

GAME 33 - MW TOURNAMENT UTAH STATE VS FRESNO STATE MARCH 15, 2019 • THOMAS & MACK CENTER

Official Basketball Box Score -- Game Totals -- Final Statistics
Fresno State vs Utah State
03/15/19 8:30 PM at Las Vegas, Nevada (Thomas & Mack Center)

Fresno State 60 • 23-9

#	Player	Total		3-Ptr		Rebounds			PF	TP	A TO Blk Stl				Min
		FG-FGA	FG-FGA	FT-FTA	Off Def Tot	PF	TP	A TO Blk Stl							
20	BITTNER, Sam	f	1-2	1-2	0-0	1	2	3	2	3	1	1	0	1	29
32	GRIMES, Nate	f	8-9	0-0	5-7	1	5	6	3	21	0	1	3	1	28
04	HUGGINS, Braxton	g	5-15	1-6	0-0	0	4	4	0	11	0	2	0	0	25
21	TAYLOR, Deshon	g	2-13	0-6	2-2	0	3	3	6	5	4	0	0	0	31
55	BLACKWELL, Noah	g	4-8	2-5	0-0	0	3	3	0	10	4	0	0	0	34
00	WILLIAMS, New		1-5	0-4	0-0	1	3	4	1	2	0	1	1	0	25
11	GRAY, Christian		0-1	0-0	0-0	1	0	1	0	0	0	0	0	0	3
13	AGAU, Aguir		2-4	1-3	2-2	0	3	3	1	7	2	1	1	1	18
35	ROJAS, Lazaro		0-0	0-0	0-0	0	0	0	0	0	0	0	0	1	7
Team					2	0	2								
Totals			23-57	5-26	9-11	6	23	29	10	60	12	10	5	4	200
FG % 1st Half: 11-31		35.5%	2nd half: 12-26		46.2%	Game: 23-57		40.4%	Deadball		Rebounds		0		
3FG % 1st Half: 3-15		20.0%	2nd half: 2-11		18.2%	Game: 5-26		19.2%							
FT % 1st Half: 2-2		100.0	2nd half: 7-9		77.8%	Game: 9-11		81.8%							

Utah State 85 • 27-6

#	Player	Total		3-Ptr		Rebounds			PF	TP	A TO Blk Stl				Min
		FG-FGA	FG-FGA	FT-FTA	Off Def Tot	PF	TP	A TO Blk Stl							
10	TAYLOR, Quinn	f	2-4	1-2	0-0	3	4	7	2	5	3	1	0	1	24
23	QUETA, Neemias	c	3-7	0-0	4-6	3	10	13	4	10	4	1	1	0	26
05	MERRILL, Sam	g	8-15	3-9	3-3	0	5	5	0	22	5	3	0	2	36
15	PORTER, Abel	g	4-7	3-5	0-0	1	1	2	4	11	2	1	0	0	16
22	MILLER, Brock	g	4-8	2-6	0-0	0	0	0	0	10	2	0	0	1	33
01	KNIGHT, Tauriawn		0-1	0-0	0-0	0	0	0	0	0	0	0	0	0	3
02	BROWN JR., Dwayne		0-2	0-2	0-0	0	0	0	0	0	0	0	0	0	3
12	BEAN, Justin		3-7	0-1	1-2	3	2	5	3	7	3	1	0	1	25
21	FAKIRA, Ben		0-0	0-0	0-0	0	0	0	1	0	0	0	0	0	3
24	BRITO, Diogo		8-15	4-6	0-0	2	5	7	2	20	4	1	1	0	38
30	JOHNSON, Alek		0-0	0-0	0-0	0	0	0	0	0	0	0	0	0	3
Team					1	3	4								
Totals			32-66	13-31	8-11	13	30	43	16	85	23	9	2	5	200
FG % 1st Half: 19-36		52.8%	2nd half: 13-30		43.3%	Game: 32-66		48.5%	Deadball		Rebounds		1		
3FG % 1st Half: 8-18		44.4%	2nd half: 5-13		38.5%	Game: 13-31		41.9%							
FT % 1st Half: 4-6		66.7%	2nd half: 4-5		80.0%	Game: 8-11		72.7%							

Officials: Mike Reed, Eric Curry, Bob Staffen
Technical fouls: Fresno State-None, Utah State-None.
Attendance: 8764
2019 Air Force Reserve Mountain West Men's Championships
Semifinal #2
Winner advances to Saturday's championship game at 3 pm

Score by periods				Points	In Paint	Off T/O	2nd Chance	Fast Break	Bench
1st	2nd	Total							
Fresno State	27	33	60	FS	26	8	3	6	9
Utah State	50	35	85	USU	34	18	15	8	27


Last FG - FS 2nd-00:24, USU 2nd-02:48.
Largest lead - FS None, USU by 35 2nd-02:48.
FS led for 00:00, USU led for 39:45. Game was tied for 00:15.
Score tied - 0 times.
Lead changed - 0 times.

GAME 34 - MW TOURNAMENT UTAH STATE VS SAN DIEGO STATE MARCH 16, 2019 • THOMAS & MACK CENTER

Official Basketball Box Score -- Game Totals -- Final Statistics
San Diego State vs Utah State
03/16/19 3:00 PM at Las Vegas, Nevada (Thomas & Mack Center)

San Diego State 57 • 21-13

#	Player		Total		3-Ptr		Rebounds			PF	TP					Min
			FG-FGA	FG-FGA	FT-FTA	Off	Def	Tot	A			TO	Blk	Stl		
05	MCDANIELS, Jalen	f	4-12	0-1	0-0	1	4	5	5	8	1	1	2	1	24	
11	MITCHELL, Matt	f	3-12	1-5	1-2	0	3	3	4	8	0	2	0	0	31	
31	MENSAH, Nathan	f	2-6	0-0	0-0	5	2	7	1	4	2	1	0	0	16	
00	WATSON, Devin	g	5-14	5-12	3-4	1	2	3	1	18	3	2	0	0	35	
42	HEMSLEY, Jeremy	g	3-7	1-5	0-1	0	5	5	7	3	1	1	2	36		
02	SEIKO, Adam		0-0	0-0	0-0	0	0	0	1	0	0	0	1	3		
03	AROP, Aguek		2-5	0-1	2-2	1	1	2	0	6	0	1	1	1	23	
20	SHAKEL, Jordan		0-4	0-4	2-2	2	0	2	3	2	1	1	0	0	22	
24	NRAIN, Nolan		2-3	0-0	0-1	2	2	4	3	4	0	0	0	0	10	
	Team					3	3	6								
	Totals		21-63	7-28	8-12	15	22	37	23	57	10	9	4	5	200	
	FG % 1st Half:	11-26	42.3%	2nd half:	10-37	27.0%	Game:	21-63	33.3%						Deadball	
	3FG % 1st Half:	4-11	36.4%	2nd half:	3-17	17.6%	Game:	7-28	25.0%						Rebounds	
	FT % 1st Half:	6-7	85.7%	2nd half:	2-5	40.0%	Game:	8-12	66.7%						1	



RECORDS

RECORDS

QUICK FACTS

OUTLOOK

AGGIE BIOS

COACHES

OPPONENTS

SEASON REVIEW

RECORDS

UNIVERSITY

GAMES PLAYED

Season: 37 2011-12

GAMES WON

Season: 30 2010-11
30 2008-09

GAMES LOST

Season: 23 1981-82

WINNING PERCENTAGE

Season: 0.882 2010-11 30-4

TOTAL POINTS

Game: 140 1/2/85 vs. UNLV
Opponent: 142 1/2/85 by UNLV
Season: 2753 2018-19

POINTS PER GAME

Season: 90.3 1969-70

TOTAL REBOUNDS

Game: 82 12/5/64 vs. Loyola (Calif.)
Opponent: 77 1/6/68 by Brigham Young
Season: 1618 1959-60

REBOUNDS PER GAME

Season: 55.8 1959-60

ASSISTS

Game: 34 2/25/78 at Portland State
2/10/76 vs. Mesa State
Opponent: 37 2/1/90 by UNLV
Season: 620 2007-08

ASSISTS PER GAME

Season: 17.7 2007-08

TURNOVERS

Game: 33 1/17/74 vs. Utah
Season: 545 1995-96

BLOCKS

Game: 12 1/13/01 vs. Pacific
Opponent: 10 11/18/94 by Simon Fraser
12/27/80 by Brigham Young
Season: 147 2018-19

BLOCKS PER GAME

Season: 4.6 1991-92

STEALS

Game: 19 2/6/84 vs. Pacific
Opponent: 21 1/21/89 by CS Fullerton
Season: 237 1999-00

STEALS PER GAME

Season: 8 1991-92

FIELD GOALS MADE

Game: 53 12/29/79 at New Mexico
2/25/78 at Portland State
Season: 1008 1969-70

FIELD GOALS ATTEMPTED

Game: 104 1/13/68 vs. Seattle
Season: 2160 1963-64

FIELD GOAL PERCENTAGE

Game: .778 11/27/04 28-36 vs. UC Davis
Season: .529 1982-83 872-1649

THREE-POINT FIELD GOALS MADE

Game: 20 2/2/06 at New Mexico State
Season: 317 2017-18

THREE-POINT FIELD GOALS ATTEMPTED

Game: 43 2/28/18 at San José State
Season: 870 2017-18

THREE-POINT FIELD GOAL PERCENTAGE

Game: .875 2/10/90 7-8 at San José State
Season: .429 1997-98 139-324

FREE THROWS MADE

Game: 44 1/22/87 vs. CS Fullerton
Season: 662 1986-87

FREE THROWS ATTEMPTED

Game: 59 1/24/80 vs. San José State
Season: 928 1986-87

FREE THROW PERCENTAGE

Game: 100.0 2/23/02 17-17 vs. Idaho
1/6/07 12-12 at Fresno State
2/21/75 12-12 at New Orleans
1/15/09 10-10 vs. Fresno State
2/28/08 10-10 vs. Louisiana Tech
12/20/07 10-10 vs. Utah Valley
Season: .792 2007-08 532-672



The 2000-01 team tied the then-school record with 28 wins and notched the first NCAA Tournament win for Utah State in 31 years with a 77-69 victory in overtime against Ohio State.



INDIVIDUAL RECORDS



GAMES PLAYED

Season:	37	Morgan Grim	2011-12
	37	Preston Medlin	2011-12
	37	Brockeith Pane	2011-12
Career:	134	Jaycee Carroll	2005-08

GAMES STARTED

Season:	37	Morgan Grim	2011-12
	37	Preston Medlin	2011-12
Career:	132	Jaycee Carroll	2005-08

TOTAL POINTS

Game:	52	Wayne Estes	12/30/64	vs. Boston College
Opponent:	47	John Caughran	2/15/77	at California
Season:	821	Wayne Estes	1963-64	
Career:	2522	Jaycee Carroll	2005-08	

POINTS PER GAME

Season:	33.7	Wayne Estes	1964-65
Career:	26.7	Wayne Estes	1963-65

10-POINT GAMES

Career:	105	Greg Grant	1983-86
Consec.:	64	Wayne Estes	1963-65

TOTAL REBOUNDS

Game:	28	Wayne Estes	12/15/62	vs. Regis
Opponent:	29	Keith Swagerty	12/7/64	vs. Pacific
Season:	403	Cornell Green	1959-60	
Career:	1003	Greg Grant	1983-86	

REBOUNDS PER GAME

Season:	13.9	Marvin Roberts	1969-70
Career:	12.8	Marvin Roberts	1969-71

10-REBOUND GAMES

Career:	55	Marvin Roberts	1969-71
Consec.:	17	Marvin Roberts	1970-71

DOUBLE-DOUBLES

Season:	21	Marvin Roberts	1969-70
Career:	54	Marvin Roberts	1968-71
Consec.:	17	Marvin Roberts	1970-71

PERSONAL FOULS

Season:	116	Reid Newey	1987-88
Career:	401	Kendall Youngblood	1989-92

DISQUALIFICATIONS

Season:	14	Nate Wickizer	1992-93
Career:	30	Nate Wickizer	1992-95

ASSISTS

Game:	16	Oscar Williams	12/14/76	vs. Utah
Opponent:	15	Danny Tarkanian	2/19/83	at UNLV
Season:	224	Kris Clark	2007-08	
Career:	562	Oscar Williams	1975-78	

ASSISTS PER GAME

Season:	7.7	Oscar Williams	1976-77
Career:	6	Oscar Williams	1975-78

TURNOVERS

Game:	11	Kendall Youngblood	3/9/89	vs. CS Fullerton
		Shaler Halimon	12/19/67	vs. San José State
Season:	144	Silas Mills	1995-96	
Career:	393	Kendall Youngblood	1989-92	

BLOCKS

Game:	7	Shawn Daniels	1/13/01	vs. Pacific
	7	Gilbert Pete	1/5/87	vs. Long Beach St.
Opponent:	7	Joe Vogel	12/3/93	at Colorado State
Season:	84	Neemias Queta	2018-19	
Career:	155	Gilbert Pete	1986-89	

BLOCKS PER GAME

Season:	2.4	Neemias Queta	2018-19
Career:	1.7	Shawn Daniels	2000-01

STEALS

Game:	9	Jay Goodman	2/20/93	vs. San José State
Opponent:	10	Jeff Trepagnier	11/24/99	vs. Southern Cal
Season:	102	Jay Goodman	1992-93	
Career:	226	Greg Grant	1983-86	

STEALS PER GAME

Season:	3.8	Jay Goodman	1992-93
Career:	2.6	Jay Goodman	1991-93

MINUTES PLAYED

Game:	55	Vince Washington	1/2/85	vs. UNLV
Season:	1304	Jaycee Carroll	2007-08	
Career:	4596	Jaycee Carroll	2005-08	

MINUTES PLAYED PER GAME

Season:	37.4	Brian Jackson	1980-81
Career:	36.0	Vince Washington	1984-85

FIELD GOALS MADE

Game:	21	Wayne Estes	12/30/64	vs. Boston College
Season:	309	Wayne Estes	1963-64	
Career:	880	Jaycee Carroll	2005-08	

FIELD GOALS ATTEMPTED

Game:	40	Wayne Estes	12/26/64	at Hawai'i
Season:	645	Wayne Estes	1963-64	
Career:	1721	Jaycee Carroll	2005-08	

FIELD GOAL PERCENTAGE

Game:	1.000	Mike Santos	12-12	1/23/78 vs. ISU
Season:	.677	Nate Harris	134-198	2003-04
Career:	.641	Nate Harris	588-918	2003-06

THREE-POINT FIELD GOALS MADE

Game:	10	Jaycee Carroll	2/2/06	at New Mexico State
Season:	114	Jaycee Carroll	2007-08	
Career:	369	Jaycee Carroll	2005-08	

THREE-POINT FIELD GOALS ATTEMPTED

Game:	16	Jaycee Carroll	2/2/06	at New Mexico St.
	16	Corwin Woodard	2/13/95	vs. New Mexico St.
Season:	229	Jaycee Carroll	2007-08	
Career:	793	Jaycee Carroll	2005-08	

THREE-POINT FIELD GOAL PERCENTAGE

Game:	1.000	Jay Goodman	6-6	12/8/92 vs. Utah
Season:	.500	Brian Green	53-106	2009-10
Career:	.481	Brian Green	129-268	2010-11

FREE THROWS MADE

Game:	17	Tim Tollestrup	1/17/70	vs. Utah
		Bart Johnson	12/11/54	at Idaho
Season:	227	Cornell Green	1961-62	
Career:	469	Wayne Estes	1963-65	

FREE THROWS ATTEMPTED

Game:	22	Marvin Roberts	12/10/70	vs. Gonzaga
Season:	324	Cornell Green	1961-62	
Career:	646	Marvin Roberts	1969-71	

FREE THROW PERCENTAGE

Game:	1.000	Jaycee Carroll	15-15	2/5/07 vs. NMSU
	1.000	Jim Boatwright	14-14	12/29/72 vs. LSU
Season:	.921	Tony Brown	58-63	1998-99
Career:	.870	Tony Brown	275-316	1999-02

QUICK FACTS

OUTLOOK

AGGIE BIOS

COACHES

OPPONENTS

SEASON REVIEW

RECORDS

UNIVERSITY

QUICK FACTS

OUTLOOK

AGGIE BIOS

COACHES

OPPONENTS

SEASON REVIEW

RECORDS

UNIVERSITY

POINTS (1,000-PLUS)

Name	Years	Points
1. Jaycee Carroll	2005-08	2522
2. Greg Grant	1983-86	2127
3. Wayne Estes	1963-65	2001
4. Brian Jackson	1978-81	1900
5. Cornell Green	1960-62	1890
6. Marvin Roberts	1969-71	1844
7. Kendall Youngblood	1989-92	1774
8. Tai Wesley	2008-11	1749
9. Jalen Moore	2014-17	1645
10. Sam Merrill	2017-	1568
11. Tony Brown	1999-02	1564
12. Eric Franson	1991, 94-96	1545
13. Reid Newey	1984, 87-89	1536
14. Nate Harris	2003-06	1475
15. Dean Hunger	1977-80	1472
16. Kevin Nixon	1985-88	1456
17. Dan Conway	1986-89	1398
18. Preston Medlin	2010, 12-14	1368
19. Mike Santos	1975-78	1287
20. Shaler Halimon	1967-68	1284
21. Spencer Nelson	1999, 03-05	1283
22. Bob Lauriski	1971-73	1266
23. Rich Haws	1973-75	1255
24. Jim Boatwright	1972-74	1238
25. Max Perry	1959-61	1236
26. Jay Goodman	1991-93	1215
27. Jimmy Moore	1973-75	1164
28. Bert Cook	1950-52	1133
29. Troy Collier	1963-64	1109
30. Jeff O. Anderson	1985-88	1095
31. Nate Williams	1970-71	1080
32. Gary Wilkinson	2008-09	1065
33. Desmond Penigar	2002-03	1051
34. Vince Washington	1984-85	1049
35. Pat Dunn	1953-56	1018
36. Tyler Newbold	2008-11	1014
37. Bill Hull	1951-54	1007
38. Bob Ipsen	1958-59	1001

POINTS PER GAME (MIN. 50 GAMES)

Name	Years	Avg.
1. Wayne Estes	1963-65	26.7
2. Shaler Halimon	1967-68	25.2
3. Marvin Roberts	1969-71	23.6
4. Cornell Green	1959-62	22.5
5. Bob Ipsen	1958-59	20.0
6. Troy Collier	1963-64	19.8
7. Nate Williams	1970-71	19.6
8. Jaycee Carroll	2005-08	18.8
9. Greg Grant	1983-86	18.5
10. Vince Washington	1984-85	18.1
11. Ed Gregg	1975-76	18.0
12. LeRoy Walker	1964-65	17.7
13. Brian Jackson	1978-81	16.8
14. Jimmy Smith	1967-68	16.8
15. Desmond Penigar	2002-03	16.4
16. Bob Lauriski	1971-73	16.0
17. Jim Boatwright	1972-74	15.9
18. Sam Merrill	2017-	15.8
19. Kendall Youngblood	1989-92	15.6
20. Marcus Saxon	1997-98	15.4
Harold Theus	1957-59	15.4

REBOUNDS

Name	Years	Reb.
1. Cornell Green	1960-62	1067
2. Greg Grant	1983-86	1003
3. Marvin Roberts	1968-71	997
4. Wayne Estes	1962-65	893
5. Eric Franson	1991, 94-96	885

6. Tai Wesley	2008-11	873
7. Brian Jackson	1978-81	840
8. Spencer Nelson	1999, 03-05	800
9. Mike Santos	1974-78	748
10. Nate Harris	2003-06	722
11. Bob Lauriski	1970-73	720
12. Jaycee Carroll	2005-08	680
13. Leo Cunningham	1979-82	676
14. Kendall Youngblood	1989-92	674
15. Jalen Moore	2014-17	654
Troy Collier	1963-64	654
17. Jimmy Moore	1973-75	652
18. Dean Hunger	1977-80	649
19. Preston Bailless	1976-79	646
20. Dan Conway	1986-89	583

REBOUNDS PER GAME (MIN. 50 GMS)

Name	Years	Avg.
1. Marvin Roberts	1969-71	12.8
2. Cornell Green	1960-62	12.7
3. Wayne Estes	1963-65	11.9
4. Troy Collier	1963-64	11.7
5. Harold Theus	1957-59	11.1
6. Ed Gregg	1975-76	10.4
7. Shaler Halimon	1967-68	10.2
8. Bob Ipsen	1958-59	9.2
9. Bob Lauriski	1971-73	9.1
10. Greg Grant	1983-86	8.7
11. Nate Williams	1970-71	8.3
12. Jimmy Moore	1973-75	8.3
13. Jarred Shaw	2012-14	8.3
14. Donnie Johnson	1998-99	7.9
15. Mike Santos	1975-78	7.9
16. Eric Franson	1991, 94-96	7.6
17. Silas Mills	1995-96	7.6
18. Brian Jackson	1978-81	7.4
19. Shawn Daniels	2000-01	7.3
20. LeRoy Walker	1964-65	7.3

TOTAL ASSISTS (250-PLUS)

Name	Years	Assists
1. Oscar Williams	1975-78	562
2. Kevin Nixon	1985-88	428
3. Tony Brown	1999-02	396
4. Kendall Youngblood	1989-92	389
5. Kris Clark	2007-08	370
6. Tyler Newbold	2008-11	364
Jay Goodman	1991-93	364
8. Tai Wesley	2008-11	356
9. Sam Merrill	2017-	352
10. Preston Medlin	2010, 12-14	320
11. Greg Grant	1983-86	308
Lance Washington	1980-83	308
13. Spencer Nelson	1999, 03-05	302
14. Reid Newey	1984, 87-89	298
15. Jeff Tebbs	1970-72	294
16. Mark Brown	2003-04	290
17. Bernard Rock	2000-01	288
18. Jeff O. Anderson	1985-88	282
19. Jared Quayle	2009-10	275
Brockeith Pane	2011-12	275
21. Jaycee Carroll	2005-08	270
22. Marcus Saxon	1997-98	269
23. Blair Reed	1974-76	266
24. Rich McElrath	1979-80	260
25. Allen Gordon	1990-91	251

ASSISTS PER GAME (MIN. 50 GAMES)

Name	Years	Avg.
1. Oscar Williams	1975-78	6.0
2. Kris Clark	2007-08	5.3
3. Mark Brown	2003-04	4.7
4. Rich McElrath	1979-80	4.6
5. Jay Goodman	1991-93	4.6

TOTAL BLOCKS (50-PLUS)

Name	Years	Blk.
1. Gilbert Pete	1986-89	155
2. Nate Wickizer	1992-95	148
3. Tai Wesley	2008-11	144
4. Shawn Daniels	2000-01	117
5. Nate Harris	2003-06	90
6. Neemias Queta	2019-	84
7. Brady Jardine	2009-12	70
8. Jalen Moore	2014-17	69
9. Kyisean Reed	2012-13	65
10. Greg Grant	1983-86	63
Cass Matheus	2005-06	63
12. Spencer Nelson	1999, 03-05	62
13. Jarred Shaw	2012-14	61
14. David Collette	2012, 14	56
Kendall Youngblood	1989-92	56
16. Jeremy Vague	2001-02	55
17. Donnie Johnson	1998-99	53

BLOCKS PER GAME (MIN. 50 GAMES)

Name	Years	Avg.
1. Shawn Daniels	2000-01	1.8
2. Nate Wickizer	1992-95	1.6
3. Kyisean Reed	2012-13	1.3
Gilbert Pete	1986-89	1.3
5. Jarred Shaw	2012-14	1.1
6. Tai Wesley	2008-11	1.0
7. Cass Matheus	2005-06	0.9
8. Jeremy Vague	2001-02	0.8
Rod Hay	1992-93	0.8
Randy Funk	1990-91	0.8



Jaycee Carroll is Utah State's all-time scoring leader with 2,522 points. Overall, Carroll owns 10 school records, which is the most by any player in Aggie history



Nate Harris owns the school record in field goal percentage and is also in the top-15 in scoring and rebounding.

STEALS

Name	Years	Steals
1. Greg Grant	1983-86	226
2. Jay Goodman	1991-93	205
3. Kevin Nixon	1985-88	190
4. Kendall Youngblood	1989-92	164
5. Tony Brown	1999-02	146
6. Reid Newey	1984, 87-89	128
7. Jaycee Carroll	2005-08	123
8. Lance Washington	1980-83	118
9. Tai Wesley	2008-11	112
10. Jeff O. Anderson	1985-88	105

STEALS PER GAME (MIN. 50 GAMES)

Name	Years	Avg.
1. Jay Goodman	1991-93	2.6
2. Greg Grant	1983-86	2.0
3. Kevin Nixon	1985-88	1.7
4. Kevin Rice	1997-98	1.6
5. Silas Mills	1995-96	1.6

FIELD GOALS MADE

Name	Years	FG
1. Jaycee Carroll	2005-08	880
2. Greg Grant	1983-86	852
3. Wayne Estes	1963-65	766
4. Brian Jackson	1978-81	753
5. Marvin Roberts	1969-71	693
6. Tai Wesley	2008-11	657
7. Kendall Youngblood	1989-92	629
8. Nate Harris	2003-06	588
9. Eric Franson	1991, 94-96	584
10. Jalen Moore	2014-17	574

FIELD GOALS ATTEMPTED

Name	Years	Att.
1. Jaycee Carroll	2005-08	1721
2. Greg Grant	1983-86	1604
3. Wayne Estes	1963-65	1591
4. Marvin Roberts	1969-71	1487
5. Brian Jackson	1978-81	1432
6. Kendall Youngblood	1989-92	1348
7. Jalen Moore	2014-17	1210
8. Tony Brown	1999-02	1127
9. Shaler Halimon	1967-68	1124
10. Reid Newey	1984, 87-89	1118

FG PERCENTAGE (MIN. 150 MADE)

Name	Years	Pct.
1. Nate Harris	2003-06	.641
2. Greg Houskeeper	1988-89	.622
3. Spencer Nelson	1999, 03-05	.617
4. Kyiseaon Reed	2012-13	.602
5. Tai Wesley	2008-11	.597
6. Gary Wilkinson	2008-09	.582
7. Cass Matheus	2005-06	.580
8. Shawn Daniels	2000-01	.579
9. Dean Hunger	1977-80	.577
10. Nate Wickizer	1992-95	.570

THREE-POINT FIELD GOALS MADE

Name	Years	FG
1. Jaycee Carroll	2005-08	369
2. Tony Brown	1999-02	283
3. Reid Newey	1984, 87-89	237
4. Sam Merrill	2017-	230
5. Preston Medlin	2010, 12-14	213
6. Jay Goodman	1991-93	209
7. Tyler Newbold	2008-11	194
8. Justin Jones	1996-98	183
9. Jalen Moore	2014-17	172
10. Brian Green	2010-11	129

THREE-POINT FGS ATTEMPTED

Name	Years	At.
1. Jaycee Carroll	2005-08	793
2. Tony Brown	1999-02	686
3. Jay Goodman	1991-93	580
4. Reid Newey	1984, 87-89	572
5. Sam Merrill	2017-	542
6. Preston Medlin	2010, 12-14	513
7. Tyler Newbold	2008-11	477
8. Jalen Moore	2014-17	449
9. Justin Jones	1996-98	408
10. Koby McEwen	2017-18	341

THREE-POINT PCT. (MIN. 50 MADE)

Name	Years	Pct.
1. Brian Green	2010-11	.483
2. Jaycee Carroll	2005-08	.465
3. Chris Smith	2014-16	.451
4. Justin Jones	1996-98	.449
5. Kendall Youngblood	1989-92	.448
6. Spencer Butterfield	2012-14	.447
7. Sam Merrill	2017-	.424
8. Preston Medlin	2010, 12-14	.415
Jeff O. Anderson	1985-88	.415
10. Darius Perkins	2014-16	.414
Reid Newey	1984, 87-89	.414

FREE THROWS MADE

Name	Years	FT
1. Wayne Estes	1963-65	469
2. Dan Conway	1986-89	458
Marvin Roberts	1969-71	458
4. Kendall Youngblood	1989-92	447
5. Tai Wesley	2008-11	428
6. Greg Grant	1983-86	420
7. Brian Jackson	1978-81	397
8. Jaycee Carroll	2005-08	393
9. Jeff O. Anderson	1985-88	389
10. Spencer Nelson	1999, 03-05	384

FREE THROWS ATTEMPTED

Name	Years	Att.
1. Marvin Roberts	1969-71	646
2. Eric Franson	1991, 94-96	626
3. Dan Conway	1986-89	619
4. Tai Wesley	2008-11	608
5. Greg Grant	1983-86	594
6. Kendall Youngblood	1989-92	593
7. Cornell Green	1960-62	569
8. Wayne Estes	1963-65	548
9. Kevin Nixon	1985-88	547
10. Spencer Nelson	1999, 03-05	533
Jeff O. Anderson	1985-88	533



Brian Green is the all-time leader in 3-point field goal percentage, converting 48.3 percent from long range from 2010-11.

FT PERCENTAGE (MIN. 100 MADE)

Name	Years	Pct.
1. Sam Merrill	2017-	.890
2. Tony Brown	1999-02	.870
3. Cardell Butler	2003-04	.864
4. Jaycee Carroll	2005-08	.862
5. Wayne Estes	1963-65	.856
6. Vince Washington	1984-85	.851
7. Jay Goodman	1991-93	.837
8. Rich McElrath	1979-80	.826
9. Jared Quayle	2009-10	.822
10. Gary Wilkinson	2008-09	.821

10-POINT GAMES

Name	Years	Games
1. Jaycee Carroll	2005-08	121
2. Greg Grant	1983-86	105
3. Tai Wesley	2008-11	101
4. Kendall Youngblood	1989-92	93
5. Jalen Moore	2014-17	91
6. Brian Jackson	1978-81	90
7. Eric Franson	1991, 94-96	80
8. Nate Harris	2003-06	78
9. Sam Merrill	2017-	77
Kevin Nixon	1985-88	77

CONSECUTIVE 10-POINT GAMES

Name	Years	Games
1. Wayne Estes	1963-65	64
2. Eric Franson	1994-96	56
3. Greg Grant	1984-86	53
4. Shaler Halimon	1967-68	46
5. Jim Boatwright	1972-74	44
6. Jaycee Carroll	2007-08	39
7. Jalen Moore	2016-17	34
8. Brian Jackson	1979-81	32
Marvin Roberts	1969-71	32
10. Jaycee Carroll	2006-07	31
Rich Haws	1974-75	31

10-REBOUND GAMES

Name	Years	Avg.
1. Marvin Roberts	1968-71	55
2. Greg Grant	1983-86	48
3. Eric Franson	1991, 94-96	36
4. Mike Santos	1975-78	33
5. Bob Lauriski	1971-73	32
Wayne Estes	1963-65	32
7. Leo Cunningham	1979-82	31
8. Brian Jackson	1978-81	30
9. Spencer Nelson	1999, 03-05	29
10. Jimmy Moore	1973-75	28

CONSECUTIVE 10-REBOUND GAMES

Name	Years	Games
1. Marvin Roberts	1970-71	17
2. Marvin Roberts	1969-70	13
3. Greg Grant	1984-85	11
4. Mike Santos	1976-77	9
Mike Santos	1976-77	9
Ed Gregg	1975-76	9



Marvin Roberts recorded a school-record 54 double-doubles at USU.

DOUBLE-DOUBLES

Name	Years	Games
1. Marvin Roberts	1969-71	54
2. Greg Grant	1983-86	45
3. Wayne Estes	1963-65	36
Eric Franson	1991, 94-96	36
5. Bob Lauriski	1971-73	31
6. Mike Santos	1975-78	30
7. Jimmy Moore	1973-75	29
8. Brian Jackson	1978-81	27
9. Ed Gregg	1975-76	26
10. Spencer Nelson	1999, 03-05	22

CONSECUTIVE DOUBLE-DOUBLES

Name	Years	Games
1. Marvin Roberts	1970-71	17
2. Marvin Roberts	1969-70	13
3. Shaler Halimon	1967-68	11
4. Greg Grant	1984-85	10
5. Mike Santos	1976-77	9
Mike Santos	1976-77	9
Ed Gregg	1975-76	9
8. Silas Mills	1994-95	6
Marvin Roberts	1968-69	6
10. Bob Lauriski	1971-72	5
Eric Franson	1995-96	5
Eric Franson	1993-94	5
Spencer Butterfield	2012-14	5

GAMES PLAYED (100-PLUS)

Name	Years	Games
1. Tyler Newbold	2008-11	139
Tai Wesley	2008-11	139
3. Jaycee Carroll	2005-08	134
4. Pooh Williams	2008-11	131
5. Quinn Taylor	2016-19	129
6. Tony Brown	1999-02	127
7. Nate Harris	2003-06	126
8. Jalen Moore	2014-17	125
9. Spencer Nelson	1999, 03-05	120
10. Jeff O. Anderson	1985-88	118
11. Eric Franson	1991, 94-96	117
Dan Conway	1986-89	117
Gilbert Pete	1986-89	117
14. Reid Newey	1984, 87-89	116
15. Greg Grant	1983-86	115
16. Kendall Youngblood	1989-92	114
Kevin Nixon	1985-88	114
18. Jon Wickizer	1993-96	113
Brian Jackson	1978-81	113
20. Julion Pearre	2015-18	110
21. Preston Bailess	1976-79	108
22. Preston Medlin	2010, 12-14	107
23. Dean Hunger	1977-80	104
24. Chad Evans	2001-04	101
Brennan Ray	1999-02	101
Gary Patterson	1990-93	101
Michael McCullough	1981-84	101
28. Matt Formisano	2008-11	100
Keith Hood	1978-81	100

GAMES STARTED

Name	Years	Games
1. Jaycee Carroll	2005-2008	132
2. Tyler Newbold	2008-11	129
3. Tai Wesley	2008-11	128
4. Greg Grant	1983-86	115
5. Kendall Youngblood	1989-92	113
6. Tony Brown	1999-02	112
7. Pooh Williams	2008-11	99
Eric Franson	1991, 94-96	99
9. Jalen Moore	2014-17	97
10. Brian Jackson	1978-81	96

TOTAL MINUTES PLAYED

Name	Years	Min.
1. Jaycee Carroll	2005-2008	4596
2. Tyler Newbold	2008-11	3935
3. Greg Grant	1983-86	3923
4. Tony Brown	1999-02	3841
5. Jalen Moore	2014-17	3815
6. Tai Wesley	2008-11	3768
Brian Jackson	1978-81	3768
8. Kendall Youngblood	1989-92	3674
9. Nate Harris	2003-06	3422
10. Eric Franson	1991, 94-96	3349

MINUTES PER GAME (MIN. 50 GAMES)

Name	Years	Avg.
1. Vince Washington	1984-85	36.0
2. Justin Jones	1996-98	34.6
3. Jaycee Carroll	2005-pres.	34.3
4. Marcus Saxon	1997-98	34.2
5. Greg Grant	1983-86	34.1
6. Brian Jackson	1978-81	33.3
7. Ed Gregg	1975-76	33.2
8. Chris McMullin	1983-84	33.1
9. Roddie Anderson	1994-95	33.0
10. Sam Merrill	2017-	32.7
Ron Ence	1983-84	32.7

POINTS (500-PLUS)

Name	Year	Points
1. Wayne Estes	1963-64	821
2. Jaycee Carroll	2007-08	785
3. Jaycee Carroll	2006-07	746
4. Cornell Green	1961-62	745
5. Sam Merrill	2018-19	731
6. Marvin Roberts	1968-69	718
7. Shaler Halimon	1967-68	671
8. Brian Jackson	1980-81	655
9. Wayne Estes	1964-65	641
10. Greg Grant	1985-86	634
11. Preston Medlin	2011-12	628
12. Troy Collier	1963-64	616
13. Cornell Green	1959-60	615
14. Shaler Halimon	1966-67	613
15. Nate Williams	1969-70	608
16. Vince Washington	1984-85	605
17. Gary Wilkinson	2008-09	598
18. Bert Cook	1950-51	589
19. Ed Gregg	1975-76	579
20. Marcus Saxon	1997-98	574
21. Bob Ipsen	1958-59	569
22. Kevin Nixon	1986-87	564
23. Rich Haws	1974-75	563
24. Dean Hunger	1979-80	561
25. Sam Merrill	2017-18	555
26. Nate Harris	2005-06	553
27. Silas Mills	1995-96	552
28. Jimmy Smith	1967-68	548
29. Greg Grant	1984-85	544
Bert Cook	1951-52	544
31. Reid Newey	1988-89	542
32. Brian Jackson	1979-80	540
33. Wayne Estes	1962-63	539
34. Keith McDonald	1978-79	537
35. Darrell Tucker	1952-53	535
36. Eric Franson	1995-96	534
Eric Franson	1994-95	534
38. Desmond Penigar	2001-02	532
39. Cornell Green	1960-61	530
40. Jalen Moore	2016-17	526
Kendall Youngblood	1990-91	526
42. Greg Grant	1983-84	522
43. Jaycee Carroll	2005-06	521
LeRoy Walker	1964-65	521
45. Jimmy Moore	1974-75	520
46. Desmond Penigar	2002-03	519
47. Spencer Nelson	2004-05	513
48. Mike Santos	1977-78	512
49. Kevin Rice	1997-98	504
50. Tai Wesley	2010-11	502
51. Dan Conway	1987-88	500

POINTS PER GAME (20-PLUS)

Name	Year	Avg.
1. Wayne Estes	1964-65	33.7
2. Wayne Estes	1963-64	28.3
3. Marvin Roberts	1968-69	27.6
4. Shaler Halimon	1967-68	26.8
5. Cornell Green	1961-62	25.7
6. Shaler Halimon	1966-67	23.6
7. Brian Jackson	1980-81	23.4
8. Greg Grant	1985-86	22.6
9. Jaycee Carroll	2007-08	22.4
Marvin Roberts	1969-70	22.4
11. Ed Gregg	1975-76	22.3
12. Jimmy Smith	1967-68	21.9
13. Bob Ipsen	1958-59	21.9
14. Nate Williams	1969-70	21.7
15. Vince Washington	1984-85	21.6



Wayne Estes scored a school-record 821 points during the 1963-64 season.

16. Jaycee Carroll	2006-07	21.3
17. Troy Collier	1963-64	21.2
18. Cornell Green	1959-60	21.2
19. Sam Merrill	2018-19	20.9
Rich Haws	1974-75	20.9
21. LeRoy Walker	1964-65	20.8
22. Marvin Roberts	1970-71	20.8
23. Dean Hunger	1979-80	20.8

REBOUNDS

Name	Year	Reb.
1. Cornell Green	1959-60	403
2. Marvin Roberts	1969-70	388
3. Wayne Estes	1963-64	377
4. Troy Collier	1963-64	357
5. Jerry Schofield	1959-60	348
6. Tyler Wilbon	1960-61	345
7. Cornell Green	1961-62	342
8. Marvin Roberts	1968-69	325
9. Cornell Green	1960-61	322
10. Neemias Queta	2018-19	312
11. Harold Theus	1958-59	310
12. Mike Santos	1976-77	306
13. Ed Gregg	1975-76	305
14. Darnel Haney	1961-62	300
15. Troy Collier	1962-63	297
16. Shaler Halimon	1967-68	292
17. Marvin Roberts	1970-71	284
18. Eric Franson	1994-95	283
19. Eric Franson	1995-96	282
20. Tai Wesley	2010-11	271
Bob Lauriski	1971-72	271

REBOUNDS PER GAME (10-PLUS)

Name	Year	Avg.
1. Marvin Roberts	1969-70	13.9
2. Cornell Green	1959-60	13.8
3. Wayne Estes	1964-65	13.7
4. Tyler Wilbon	1960-61	13.3
5. Wayne Estes	1963-64	13.0
6. Jerry Schofield	1958-59	12.8
7. Marvin Roberts	1968-69	12.5
8. Cornell Green	1960-61	12.4
9. Troy Collier	1963-64	12.3
10. Harold Theus	1958-59	11.9
11. Marvin Roberts	1970-71	11.8
12. Cornell Green	1961-62	11.8
13. Ed Gregg	1975-76	11.7
14. Shaler Halimon	1967-68	11.7
15. Mike Santos	1976-77	11.3
16. Troy Collier	1962-63	11.0
17. Lafayette Love	1971-72	10.7
18. Bob Lauriski	1971-72	10.4
19. Darnel Haney	1961-62	10.3
20. Harold Theus	1957-58	10.2

ASSISTS

Name	Year	Ast.
1. Kris Clark	2007-08	224
2. Jay Goodman	1992-93	185
Oscar Williams	1976-77	185
4. Kevin Nixon	1987-88	182
5. Rich McElrath	1979-80	172
6. Oscar Williams	1977-78	168
7. Duane Rogers	1995-96	166
8. Brockeith Pane	2011-12	159
9. Spencer Nelson	2004-05	152
10. Mark Brown	2002-03	149
Tony Brown	2001-02	149
12. Bernard Rock	1999-00	148
13. Sam Merrill	2018-19	147
David Pak	2005-06	147
14. Kris Clark	2006-07	146
15. Jared Quayle	2009-10	144
16. Mark Brown	2003-04	141
17. Bernard Rock	2000-01	140
18. Ken Thompson	1972-73	139
19. Lance Washington	1982-83	138

ASSISTS PER GAME

Name	Year	Avg.
1. Oscar Williams	1976-77	7.7
2. Jay Goodman	1992-93	6.9
3. Kris Clark	2007-08	6.4
Rich McElrath	1979-80	6.4
4. Oscar Williams	1977-78	6.0
5. Kevin Nixon	1987-88	5.9

ASSIST-TO-TURNOVER RATIO

Name	Year	Ast-TO
1. Tyler Newbold	2008-09	3.96-to-1
2. Tyler Newbold	2009-10	3.40-to-1
3. TeNale Roland	2013-14	3.30-to-1
4. Sam Merrill	2016-17	3.26-to-1
5. Preston Medlin	2013-14	2.93-to-1
6. Jared Quayle	2009-10	2.57-to-1
7. Kris Clark	2007-08	2.38-to-1
8. Tony Brown	2001-02	2.29-to-1
9. Chris Huber	2005-06	2.27-to-1
10. Sam Merrill	2018-19	2.23-to-1



Neemias Queta recorded a school-record 84 blocks during the 2018-19 season.

TURNOVERS (100-PLUS)

Name	Year	TO
1. Brockeith Pane	2011-12	159
2. Silas Mills	1995-96	144
3. Jay Goodman	1992-93	129
4. Duane Rogers	1995-96	118
5. Lance Washington	1982-83	113
6. Marcus Saxon	1997-98	110
7. Kendall Youngblood	1988-89	109
8. Kendall Youngblood	1989-90	108
9. Reid Newey	1986-87	107
Keith McDonald	1978-79	107
11. Bernard Rock	1999-00	104
12. Eric Franson	1995-96	103
13. Malloy Nesmith	1991-92	100

BLOCKS

Name	Year	Blocks
1. Neemias Queta	2018-19	84
2. Shawn Daniels	2000-01	59
3. Shawn Daniels	1999-00	58
Gilbert Pete	1986-87	58
5. David Collette	2014-15	56
6. Nate Wickizer	1992-93	47
7. Tai Wesley	2009-10	46
Nate Wickizer	1991-92	46
Dimitri Jorssen	1999-00	46
10. Nate Wickizer	1993-94	43

BLOCKS PER GAME

Name	Year	Avg.
1. Neemias Queta	2018-19	2.4
2. Gilbert Pete	1986-87	1.9
3. David Collette	2014-15	1.8
Nate Wickizer	1993-94	1.8
5. Shawn Daniels	2000-01	1.7
Shawn Daniels	1999-00	1.7
Nate Wickizer	1992-93	1.7
8. Nate Wickizer	1991-92	1.6
9. Dimitri Jorssen	1999-00	1.4
Gilbert Pete	1988-89	1.4

STEALS (50-PLUS)

Name	Year	Steals
1. Jay Goodman	1992-93	102
2. Kevin Nixon	1987-88	78
3. Rich McElrath	1979-80	71
4. Greg Grant	1985-86	66
5. Greg Grant	1984-85	59
6. Greg Grant	1983-84	57
7. Kevin Rice	1997-98	55
8. Kevin Nixon	1986-87	55
9. Silas Mills	1995-96	53
10. Jay Goodman	1990-91	52
11. Tony Brown	2001-02	51
Bernard Rock	1999-00	51
Jay Goodman	1991-92	51
Allen Gordon	1989-90	51
Lance Washington	1982-83	51
16. Jared Quayle	2008-09	50

STEALS PER GAME

Name	Year	Avg.
1. Jay Goodman	1992-93	3.8
2. Rich McElrath	1979-80	2.6
3. Kevin Nixon	1987-88	2.5
4. Greg Grant	1985-86	2.4
5. Albert Chappell	1988-89	2.1
Greg Grant	1984-85	2.1
Jay Goodman	1990-91	2.1

FIELD GOALS MADE

Name	Year	FG
1. Wayne Estes	1963-64	309
2. Marvin Roberts	1968-69	271
3. Jaycee Carroll	2006-07	267
4. Cornell Green	1961-62	259
5. Jaycee Carroll	2006-07	256
Ed Gregg	1975-76	256
Shaler Halimon	1967-68	256
8. Brian Jackson	1980-81	255
9. Wayne Estes	1964-65	252
10. Greg Grant	1985-86	250

FIELD GOALS ATTEMPTED

Name	Year	Att.
1. Wayne Estes	1963-64	645
2. Shaler Halimon	1967-68	571
3. Marvin Roberts	1968-69	564
4. Shaler Halimon	1966-67	553
5. Cornell Green	1961-62	542
6. Nate Williams	1969-70	518
Wayne Estes	1964-65	518
8. Marvin Roberts	1969-70	515
9. Jaycee Carroll	2007-08	508
10. Brian Jackson	1980-81	502

FG PCT. (MIN. 5 ATT. PER GAME)

Name	Year	Pct.
1. Nate Harris	2003-04	.677
2. Greg Houskeeper	1988-89	.662
3. Antwan Smith	1996-97	.659
4. Spencer Nelson	2002-03	.653
5. Nate Harris	2004-05	.652
6. Tai Wesley	2007-08	.635
7. Nate Harris	2005-06	.621
8. Neemias Queta	2018-19	.614
9. Dean Hunger	1979-80	.606
10. Spencer Nelson	2004-05	.600
Spencer Nelson	2003-04	.600
12. Tai Wesley	2010-11	.599
13. Mike Santos	1977-78	.595
14. Greg Houskeeper	1987-88	.593
15. Tai Wesley	2008-09	.592
16. David Collette	2014-15	.591
Cass Matheus	2005-06	.591
18. Nate Wickizer	1992-93	.588
19. Lew Powell	1966-67	.587
20. Gary Wilkinson	2007-08	.584
Dean Hunger	1977-78	.584

THREE-POINT FIELD GOALS MADE

Name	Year	FG
1. Jaycee Carroll	2007-08	114
2. Sam Merrill	2017-18	98
Reid Newey	1988-89	98
4. Preston Medlin	2011-12	95
5. Jaycee Carroll	2005-06	93
6. Jay Goodman	1992-93	87
7. Sam Merrill	2018-19	86
8. Jaycee Carroll	2006-07	83
9. Tony Brown	2000-01	80
10. Jaycee Carroll	2004-05	79



Tony Brown converted 92.1 percent of his free throws during the 1998-99 season.

THREE-POINT FGS ATTEMPTED

Name	Year	Att.
1. Sam Merrill	2018-19	229
Jaycee Carroll	2007-08	229
3. Reid Newey	1988-89	224
4. Jay Goodman	1992-93	223
5. Preston Medlin	2011-12	222
6. Sam Merrill	2017-18	211
7. Jaycee Carroll	2005-06	206
8. Koby McEwen	2017-18	203
9. Brock Miller	2018-19	198
10. Tony Brown	2000-01	195

THREE-POINT PCT. (1 MADE PER GM.)

Name	Year	Pct.
1. Brian Green	2009-10	.500
2. Jaycee Carroll	2007-08	.498
3. Justin Jones	1997-98	.496
4. Jaycee Carroll	2004-05	.476
5. Chris Smith	2014-15	.474
6. Brian Green	2010-11	.469
7. Justin Jones	1995-96	.467
8. Sam Merrill	2017-18	.464
9. Spencer Butterfield	2013-14	.460
Marcus Saxon	1997-98	.460

FREE THROWS MADE

Name	Year	FT
1. Cornell Green	1961-62	227
2. Wayne Estes	1963-64	203
Bert Cook	1950-51	203
4. Sam Merrill	2018-19	189
5. Marvin Roberts	1968-69	176
6. Dan Conway	1987-88	170
7. Gary Wilkinson	2008-09	166
8. Shaler Halimon	1967-68	159
9. Spencer Nelson	2004-05	155
10. Cornell Green	1960-61	154

FREE THROWS ATTEMPTED

Name	Year	Att.
1. Cornell Green	1961-62	324
2. Malloy Nesmith	1991-92	282
3. Marvin Roberts	1968-69	255
4. Eric Franson	1995-96	248
5. Cornell Green	1960-61	245
6. Wayne Estes	1963-64	238
7. Dan Conway	1987-88	221
8. Shaler Halimon	1967-68	215
9. Silas Mills	1995-96	211
10. Sam Merrill	2018-19	208

FT PCT. (2 MADE PER GAME)

Name	Year	Pct.
1. Tony Brown	1998-99	.921
2. Jaycee Carroll	2007-08	.919
3. Sam Merrill	2018-19	.909
4. Jared Quayle	2009-10	.901
5. Jay Goodman	1991-92	.891
6. Jaycee Carroll	2006-07	.888
7. Cardell Butler	2003-04	.880
8. Tony Brown	1999-00	.879
9. Wayne Estes	1964-65	.878
10. Bob Lauriski	1972-73	.871



Morgan Grim shares the school record for most starts in a season, starting 37 games for the Aggies during the 2011-12 campaign.

DOUBLE-DOUBLES

Name	Year	Games
1. Marvin Roberts	1969-70	21
2. Mike Santos	1976-77	19
3. Marvin Roberts	1970-71	18
Shaler Halimon	1967-68	18
5. Ed Gregg	1975-76	17
Wayne Estes	1963-64	17
7. Bob Lauriski	1971-72	16
Marvin Roberts	1968-69	16
9. Eric Franson	1994-95	15
Greg Grant	1984-85	15
Troy Collier	1963-64	15

PERSONAL FOULS

Name	Year	PF
1. Morgan Grim	2011-12	126
2. David Collette	2014-15	116
Reid Newey	1987-88	116
4. Nate Wickizer	1992-93	115
5. Pharoah Davis	1997-98	114
6. Dan Conway	1986-87	113
7. Tai Wesley	2007-08	112
Darnel Haney	1961-62	112
9. Nate Wickizer	1991-92	111
Reid Newey	1986-87	111

DISQUALIFICATIONS

Name	Year	D
1. Nate Wickizer	1992-93	14
2. Nate Wickizer	1991-92	12
3. David Collette	2014-15	10
4. Gary Watts	1963-64	9
5. Kendall Youngblood	1988-89	8
Dan Conway	1986-87	8
Darryl Owens	1976-77	8
Tim Tollestrup	1968-69	8

GAMES PLAYED

Name	Year	Games
1. Three Players	2011-12	37
2. Two Players	2011-12	36
3. Six players	2018-19	35
Four players	2009-10	35
Five players	2008-09	35
Five players	2007-08	35
Six players	2006-07	35

GAMES STARTED

Name	Year	Games
1. Preston Medlin	2011-12	37
Morgan Grim	2011-12	37
2. Four players	2018-19	35
Brockeith Pane	2011-12	35
Three players	2009-10	35
Three players	2008-09	35
Three players	2007-08	35
Two players	2006-07	35

MINUTES PLAYED

Name	Year	Min.
1. Jaycee Carroll	2007-08	1304
2. Preston Medlin	2011-12	1302
3. Jaycee Carroll	2006-07	1255
4. Sam Merrill	2018-19	1237
5. Sam Merrill	2017-18	1202
6. Brockeith Pane	2011-12	1194
7. Justin Jones	1997-98	1182
8. Marcus Saxon	1997-98	1172
9. Justin Jones	1995-96	1159
10. Tyler Newbold	2008-09	1134
11. Kevin Nixon	1987-88	1133
12. Gary Wilkinson	2008-09	1122
13. Kevin Rice	1997-98	1113
14. Tyler Newbold	2009-10	1112
Brian Jackson	1978-79	1112

MINUTES PER GAME

Name	Year	Avg.
1. Brian Jackson	1980-81	37.4
2. Jaycee Carroll	2007-08	37.3
3. Vince Washington	1984-85	37.3
4. Brian Jackson	1978-79	37.1
5. Ed Gregg	1975-76	37.0
6. Reid Newey	1988-89	36.6
7. Leo Cunningham	1981-82	36.6
8. Kevin Nixon	1987-88	36.5
9. Jay Goodman	1992-93	36.3
10. Brian Jackson	1979-80	36.1
Preston Medlin	2012-13	36.1



SINGLE-GAME RECORDS



POINTS

Name	Opponent	Date	Pts.
1. Wayne Estes	vs. Boston College	12/30/64	52
2. Wayne Estes	vs. Denver	2/18/65	48
3. Shaler Halimon	at Brigham Young	1/6/68	47
4. Cornell Green	at New Mexico	3/3/62	46
5. Nate Williams	vs. St. Peter's	12/8/69	45
Max Perry	vs. New Mexico	3/3/61	45
7. Jaycee Carroll	vs. New Mexico St.	2/5/07	44
8. Marvin Roberts	at Montana State	2/10/69	43
Marvin Roberts	vs. West Texas State	1/25/69	43
Wayne Estes	vs. Utah	1/30/65	43

REBOUNDS

Name	Opponent	Date	Reb.
1. Wayne Estes	vs. Regis	12/15/62	28
2. Jerry Schofield	vs. Pacific	12/19/59	27
3. Wayne Estes	at Colorado State	12/15/64	25
Wayne Estes	vs. Pacific	12/7/64	25
5. Shaler Halimon	vs. Evansville	12/11/67	24
Jerry Schofield	vs. New Mexico	3/6/59	24
Harold Theus	vs. Denver	3/7/59	24
Troy Collier	vs. Michigan State	12/22/62	24
9. Troy Collier	vs. Colorado State	1/24/64	23
10. Mike Santos	vs. Portland State	2/15/77	22
Mike Santos	at Seattle	12/15/75	22
Bob Lauriski	vs. Houston Baptist	2/24/73	22
Nate Williams	vs. Houston	1/31/70	22
Marvin Roberts	vs. Delaware	12/27/69	22
Marvin Roberts	vs. Portland	12/28/68	22
Marvin Roberts	vs. Denver	12/11/68	22

ASSISTS

Name	Opponent	Date	Asts.
1. Oscar Williams	vs. Utah	12/14/76	16
2. Gary Malmrose	vs. Mesa State	2/10/76	15
3. Oscar Williams	vs. Portland State	2/15/77	14
Oscar Williams	vs. Brigham Young	2/1/75	14
5. Mark Brown	vs. Illinois State	11/29/03	13
Bernard Rock	vs. North Texas	2/3/00	13
Jay Goodman	vs. Nevada-Las Vegas	3/12/93	13
Oscar Williams	at Brigham Young	1/8/77	13
Ken Thompson	at Nevada	1/26/73	13
10. Sam Merrill	Air Force	1/5/19	12
David Pak	at Fresno State	1/7/06	12
Mark Brown	vs. CS Fullerton	3/13/03	12
Allen Gordon	vs. San José State	2/2/91	12
Oscar Williams	at Oregon State	12/13/75	12

BLOCKS

Name	Opponent	Date	Blks.
1. Shawn Daniels	vs. Pacific	1/13/01	7
Gilbert Pete	vs. Long Beach State	1/5/87	7
3. Neemias Queta	vs. New Mexico	3/14/19	6
Neemias Queta	Fresno State	1/9/19	6
Tai Wesley	vs. San José State	3/13/08	6
Seven more with			6
10. 21 tied with			5

STEALS

Name	Opponent	Date	Stls.
1. Jay Goodman	vs. San José State	2/20/93	9
2. Jay Goodman	vs. Montana Tech	12/2/92	8
3. Jay Goodman	vs. New Mexico State	2/29/92	7
Jay Goodman	at Weber State	12/2/91	7
Kevin Nixon	at Weber State	12/22/87	7
6. 18 tied with			6

FIELD GOALS MADE

Name	Opponent	Date	FG
1. Wayne Estes	vs. Boston College	12/30/64	21
2. Nate Williams	vs. St. Peter's	12/8/69	20
Max Perry	vs. New Mexico	3/3/61	20
4. Jimmy Moore	vs. Wyoming	1/28/75	19
Marvin Roberts	vs. West Texas State	1/25/69	19
6. Marvin Roberts	at Seattle	2/13/71	18

Shaler Halimon	at Brigham Young	1/6/68	18
Jimmy Smith	vs. San José State	12/19/67	18
9. Silas Mills	at Hawai'i-Hilo	11/26/95	17
Marvin Roberts	at Montana State	2/10/69	17
Leroy Walker	vs. Montana State	2/25/65	17
Wayne Estes	vs. Utah	1/30/65	17
Shaler Halimon	vs. Creighton	1/14/65	17

FIELD GOALS ATTEMPTED

Name	Opponent	Date	Att.
1. Wayne Estes	at Hawai'i	12/26/64	40
2. Wayne Estes	at Brigham Young	2/6/65	38
3. Shaler Halimon	vs. Creighton	1/14/67	37
Wayne Estes	vs. Utah	1/30/65	37
Wayne Estes	vs. Butler	12/4/64	37
6. Marvin Roberts	at Seattle	2/13/71	36
Shaler Halimon	vs. Brigham Young	2/4/67	36
8. Marvin Roberts	vs. UCLA	3/14/70	35
Shaler Halimon	at Brigham Young	1/6/68	35
10. Wayne Estes	vs. Boston College	12/30/64	34

FIELD GOAL PERCENTAGE (MIN. 8 MADE)

Name	Opponent	Date	FGA	Pct.
1. Mike Santos	vs. Idaho State	1/12/78	12-12	1.000
Steve DuCharme	vs. Drake	11/18/06	10-10	1.000
Bill Floyd	vs. New Mexico State	3/2/85	10-10	1.000
Tony Brown	vs. Western State	12/18/99	9-9	1.000
Pharoah Davis	vs. North Texas	1/28/99	9-9	1.000
Ron Ence	vs. Southwestern La.	3/14/84	9-9	1.000
Gary Wilkinson	vs. Austin Peay	11/20/07	8-8	1.000
Troy Rolle	vs. UC Irvine	2/11/99	8-8	1.000
Kevin Nixon	vs. New Mexico State	1/3/87	8-8	1.000
Rick McElrath	vs. Fresno State	1/10/80	8-8	1.000

THREE-POINT FIELD GOALS MADE

Name	Opponent	Date	FG
1. Jaycee Carroll	at New Mexico State	2/2/06	10
2. Jay Goodman	at Brigham Young	11/24/90	9
3. Jaycee Carroll	vs. UC Santa Barbara	1/6/05	8
Cardell Butler	vs. CS Fullerton	2/21/04	8
Preston Medlin	at Idaho State	11/26/11	8
6. Sam Merrill	vs Boise State	3/8/18	7
Sam Merrill	at San José State	2/28/18	7
Sam Merrill	at New Mexico	2/14/18	7
Jaycee Carroll	Utah Valley	1/10/07	7
Seven more with			7

THREE-POINT FIELD GOALS ATTEMPTED

Name	Opponent	Date	Att.
1. Jaycee Carroll	at New Mexico State	2/2/06	16
Corwin Woodard	vs. New Mexico State	2/13/95	16
3. Jay Goodman	at Brigham Young	11/24/90	15
Reid Newey	at Kansas State	11/30/88	15
Vince Washington	at San José State	2/23/85	15
6. Brock Miller	San José State	1/30/19	14
David Pak	at Fresno State	1/7/06	14
Justin Jones	vs. Weber State	12/16/95	14
Jay Goodman	vs. CS Fullerton	1/7/91	14
10. Corwin Woodard	vs. Illinois State	3/16/95	13
Jay Goodman	vs. Nevada	3/6/93	13
Jay Goodman	vs. UC Irvine	2/6/93	13
Jay Goodman	at UC Irvine	3/2/91	13
Jay Goodman	vs. UC Santa Barbara	1/4/91	13
Reid Newey	at CS Fullerton	1/21/89	13

THREE-POINT FIELD GOAL PERCENTAGE (MIN. 5 MADE)

Name	Opponent	Date	FG	Pct.
1. Jay Goodman	at Utah	12/8/92	6-6	1.000
Koby McEwen	vs San José State	3/8/17	5-5	1.000
Brian Green	at San José State	1/27/11	5-5	1.000
Tyler Newbold	vs. Hawai'i	1/11/10	5-5	1.000
Tony Brown	at CS Fullerton	2/4/99	5-5	1.000
Reid Newey	vs. Pacific	3/5/88	5-5	1.000
5. Sam Merrill	at New Mexico	2/14/18	7-8	.875
6. Durrall Peterson	vs. Middle Tennessee	12/5/05	6-7	.857
Jaycee Carroll	vs. UC Irvine	2/26/05	6-7	.857

QUICK FACTS

OUTLOOK

AGGIE BIOS

COACHES

OPPONENTS

SEASON REVIEW

RECORDS

UNIVERSITY



SINGLE-GAME RECORDS



10.	Cardell Butler	vs. Idaho	1/3/04	6-7	.857
	Reid Newey	at Fresno State	1/4/88	6-7	.857
	Sam Merrill	at Boise State	1/17/18	5-6	.833
	Brian Green	at Boise State	1/13/11	5-6	.833
	Brian Green	at BYU	11/17/10	5-6	.833
	Preston Medlin	vs. Southern Utah	11/28/09	5-6	.833
	Tyler Newbold	vs. San José State	3/13/08	5-6	.833
	David Pak	at Idaho	2/15/06	5-6	.833
	Jaycee Carroll	vs. CS Fullerton	1/20/05	5-6	.833
	Tony Brown	at UC Irvine	2/9/02	5-6	.833
	Justin Jones	at Nevada	3/8/96	5-6	.833
	Jay Goodman	vs. CS Fullerton	2/4/93	5-6	.833
	Kendall Youngblood	at UC Irvine	3/2/91	5-6	.833
	Reid Newey	vs. San José State	1/30/88	5-6	.833

FREE THROWS MADE

Name	Opponent	Date	FT
1. Tim Tollestrup	vs. Utah	1/17/70	17
Bart Johnson	at Idaho	12/11/54	17
3. Wayne Estes	vs. Regis	12/15/62	16
4. Jaycee Carroll	vs. New Mexico State	2/5/07	15
Kendall Youngblood	vs. New Mexico State	2/29/92	15
Kendall Youngblood	at Brigham Young	11/24/90	15
Reid Newey	at UNLV	1/19/89	15
Dan Conway	vs. CS Fullerton	1/21/88	15
Bert Cook	vs. Regis	3/5/62	15

FREE THROWS ATTEMPTED

Name	Opponent	Date	Att.
1. Marvin Roberts	vs. Gonzaga	12/10/70	22
2. Cornell Green	vs. Loyola (Calif.)	12/8/61	20

FREE THROW PERCENTAGE (MIN. 10 MADE)

Name	Opponent	Date	FG	Pct.
1. Jaycee Carroll	vs. New Mexico St.	2/5/07	15-15	1.000
2. Jim Boatwright	vs. LSU	12/29/72	14-14	1.000
3. Kendall Youngblood	at BYU	12/13/91	13-13	1.000
Kevin Nixon	at CS Fullerton	2/13/86	13-13	1.000
Greg Grant	vs. CS Fullerton	1/9/85	13-13	1.000
Larry Bunce	vs. Providence	12/17/66	13-13	1.000
Larry Angle	at Denver	2/26/66	13-13	1.000
8. Jay Goodman	at Nevada	1/3/93	12-12	1.000
9. Tai Wesley	vs. Hawai'i	12/29/10	11-11	1.000
Marcus Saxon	at Boise State	1/9/97	11-11	1.000
Vince Washington	at Pacific	1/21/85	11-11	1.000
Dean Hunger	vs. San José State	1/24/80	11-11	1.000
Dean Hunger	vs. Pacific	1/12/80	11-11	1.000
Rick McElrath	vs. Weber State	11/30/79	11-11	1.000
Max Perry	at Brigham Young	2/13/60	11-11	1.000
Ted Smith	at Gonzaga	12/7/55	11-11	1.000
Preston Medlin	vs. San José State	1/11/13	11-11	1.000
18. Desmond Penigar	vs. Brigham Young	12/1/01	10-10	1.000
Desmond Penigar	at Utah	11/23/01	10-10	1.000
Kendall Youngblood	at San José State	2/10/90	10-10	1.000
Reid Newey	vs. UNLV	1/19/88	10-10	1.000
Reid Newey	vs. CS Fullerton	1/22/87	10-10	1.000
Vince Washington	at Brigham Young	12/9/83	10-10	1.000
Chris McMullin	at Brigham Young	11/30/82	10-10	1.000
Lance Washington	vs. Utah	12/23/81	10-10	1.000
Jim Tebbs	vs. West Texas St.	12/9/71	10-10	1.000
Tim Tollestrup	vs. Brigham Young	1/15/70	10-10	1.000
Ed Epps	at Arizona State	1/18/69	10-10	1.000
Cornell Green	at Wyoming	2/16/62	10-10	1.000
Bert Cook	vs. Denver	2/21/52	10-10	1.000

TRIPLE-DOUBLES

Name	Opponent	Date	P/R/A
Jon Judkins	vs. Pacific	3/5/88	11/11/10
Shaler Halimon	vs. Arizona State	2/10/68	35/10/11
Shaler Halimon	vs. Evansville	12/11/67	21/24/10

TURNOVERS

Name	Opponent	Date	TO
1. Kendall Youngblood	vs. CS Fullerton	3/9/89	11
Shaler Halimon	vs. San José State	12/19/67	11
3. Jay Goodman	at UC Irvine	1/7/93	10
Oscar Williams	at Montana	2/8/77	10

TOTAL MINUTES PLAYED

Name	Opponent	Date	Min.
1. Vince Washington	vs. UNLV	1/2/85	55
2. Jeff O. Anderson	vs. UNLV	1/2/85	52
3. Greg Grant	at UNLV	1/2/86	50
Greg Grant	at San José State	2/23/85	50
Vince Washington	at San José State	2/23/85	50

OPPONENT POINTS

Opponent	School	Date	Points
1. John Caughran	vs. California	1/31/72	47
2. Freeman Williams	vs. Portland State	2/15/77	46
3. Stan Mayhew	at Weber State	1/18/77	45
4. Scott Brooks	at UC Irvine	1/8/87	43
5. Kelvin Upshaw	at Utah	11/24/84	41
Ernie Losch	at New Orleans	1/6/73	41
7. Kevin Magee	at UC Irvine	2/7/81	40
Greg Williams	at Seattle	2/13/71	40
Mervin Jackson	at Utah	2/3/68	40
10. Michael Smith	at Brigham Young	12/19/87	39
Danny Ainge	at Brigham Young	12/27/80	39
Michael Newlin	at Utah	1/9/69	39

OPPONENT REBOUNDS

Opponent	School	Date	Rebounds
1. Keith Swagerty	vs. Pacific	12/7/64	29
2. Gordon Stiler	vs. American	1/4/68	23
3. Armon Gilliam	at UNLV	1/2/86	22
Kevin Magee	at UC Irvine	2/7/81	22
Jimmie Watts	at Weber State	2/27/74	22
Michael Sojourner	at Utah	1/18/73	22
Steve Davidson	at West Texas State	2/24/72	22
Milton Adams	at Portland	1/27/72	22
9. Calvin Roberts	at CS Fullerton	2/9/80	21
Danny Vranes	at Utah	12/4/79	21

OPPONENT ASSISTS

Opponent	School	Date	Asts.
1. Chris Herren	at Fresno State	12/10/98	15
Danny Tarkanian	at UNLV	2/19/83	15
3. Leon Wood	at CS Fullerton	2/26/83	14
Scott Martin	at Utah	12/16/80	14
Jeff Jonas	at Utah	1/4/75	14
6. Scott Sinek	at Brigham Young	12/26/81	13
Jeff Jonas	at Utah	1/1/77	13

OPPONENT BLOCKS

Opponent	School	Date	Blks.
1. Joe Vogel	at Colorado State	12/3/93	7
2. JaVale McGee	at Nevada	2/11/08	6
Vic Trierweiler	at Pacific	1/7/95	6
Terrance O'Kelley	vs. Long Beach State	2/17/94	6
Greg Kite	at Brigham Young	12/27/80	6
Edgar Johns	at Nevada	1/20/78	6

OPPONENT STEALS

Opponent	School	Date	Stls.
1. Jeff Trepagnier	vs. Southern Cal	11/24/99	10
2. Tony Amundsen	at Pacific	1/23/93	8
3. Greg Anthony	vs. UNLV	3/1/90	7
Derrick Gathers	vs. CS Northridge	12/2/89	7
Jason Works	at UC Irvine	2/7/81	7
6. Riley Luettgerodt	at Hawai'i	2/16/08	6
Davin White	at CS Northridge	2/12/04	6
Ethan O'Bryant	vs. Nevada	3/5/94	6
Dexter Boney	vs. UNLV	3/12/93	6
Walsh Jordan	vs. Pacific	1/17/91	6
Nathan Call	at Brigham Young	11/24/90	6
Mario Gaines	at UC Santa Barbara	2/11/82	6

QUICK FACTS

OUTLOOK

AGGIE BIOS

COACHES

OPPONENTS

SEASON REVIEW

RECORDS

UNIVERSITY

QUICK FACTS

OUTLOOK

AGGIE BIOS

COACHES

OPPONENTS

SEASON REVIEW

RECORDS

UNIVERSITY

POINTS

Name	Years	Points
1. Jaycee Carroll	2004-05	470
2. Koby McEwen	2016-17	462
3. Greg Grant*	1982-83	427
4. Neemias Queta	2018-19	414
5. David Collette*	2014-15	397
6. Tai Wesley*	2007-08	348
7. Tony Brown	1998-99	307
Kendall Youngblood	1988-89	307
9. Brock Miller*	2018-19	284
10. Sam Merrill	2016-17	282

POINTS PER GAME

Name	Years	Avg.
1. Koby McEwen	2016-17	14.9
2. Jaycee Carroll	2004-05	14.7
Greg Grant*	1982-83	14.7
4. David Collette*	2014-15	12.8
5. Neemias Queta	2018-19	11.8
6. Tony Brown	1998-99	11.0
Kendall Youngblood	1988-89	11.0
8. Tai Wesley*	2007-08	9.9
9. Sam Merrill	2016-17	9.4
10. Bryon Ruffner	1990-91	8.8

REBOUNDS

Name	Years	Reb.
1. Neemias Queta	2018-19	312
2. Greg Grant*	1982-83	263
3. Tai Wesley*	2007-08	159
Koby McEwen	2016-17	159
5. David Collette*	2014-15	156
6. Jaycee Carroll	2004-05	138
7. Nathan Wickizer*	1992-93	131
8. Kendall Youngblood	1988-89	127
9. Ben Clifford*	2011-12	126
10. Bryon Ruffner	1990-91	124

REBOUNDS PER GAME

Name	Years	Avg.
1. Greg Grant*	1982-83	9.1
2. Neemias Queta	2018-19	8.9
3. Koby McEwen	2016-17	5.1
4. David Collette*	2014-15	5.0
5. Nathan Wickizer	1991-92	4.7
6. Tai Wesley*	2007-08	4.5
Kendall Youngblood	1988-89	4.5
8. Jaycee Carroll	2004-05	4.3
Bryon Ruffner	1990-91	4.3
10. Justin Bean*	2018-19	3.8
Jarobi Kemp	1993-94	3.8
Dean Hunger	1976-77	3.8

ASSISTS

Name	Years	Assists
1. Oscar Williams	1974-75	124
2. Kendall Youngblood	1988-89	105
3. Marcel Davis	2012-13	103
4. Sam Merrill	2016-17	98
5. Koby McEwen	2016-17	96
6. Tai Wesley*	2007-08	73
7. Greg Grant*	1982-83	69
8. Albert Chappell	1988-89	59
9. Neemias Queta	2018-19	57
Tyler Newbold	2007-08	57

ASSISTS PER GAME

Name	Years	Avg.
1. Oscar Williams	1974-75	4.8
2. Kendall Youngblood	1988-89	3.8
3. Sam Merrill	2016-17	3.3
Marcel Davis	2012-13	3.3
5. Koby McEwen	2015-16	3.1
6. Albert Chappell	1988-89	2.6
7. Greg Grant	1982-83	2.4
8. Tai Wesley*	2007-08	2.1
9. Jarobi Kemp	1993-94	2.0
10. Calvin Brown*	2001-02	1.7

ASSISTS-TO-TURNOVER RATIO (25 AST. MIN.)

Name	Year	A/T
1. Sam Merrill	2016-17	3.27
2. Jeff O. Anderson	1984-85	1.89
3. Quinn Taylor*	2015-16	1.73
4. James Walker III	2010-11	1.72
5. Tyler Newbold	2007-08	1.54
6. Marcel Davis	2012-13	1.51
7. Pooh Williams	2007-08	1.45
8. Julion Pearre	2014-15	1.34
9. Calvin Brown*	2001-02	1.32
10. Oscar Williams	1974-75	1.24

TURNOVERS

Name	Year	TO
1. Oscar Williams	1974-75	100
2. Kendal Youngblood	1988-89	92
3. Koby McEwen	2016-18	84
4. Neemias Queta	2018-19	81
5. Tai Wesley	2007-08	69
6. Marcel Davis	2012-13	68
7. Greg Grant*	1982-83	62
8. Albert Chappell	1988-89	59
9. Jaycee Carroll	2004-05	52
10. Lance Washington	1979-80	42



Jaycee Carroll owns seven USU freshman records, including total points, FG made, FG attempted, 3-point FG made, 3-point percentage, games started and total minutes.

BLOCKS

Name	Years	Blk.
1. Neemias Queta	2018-19	84
2. David Collette*	2014-15	56
3. Nathan Wickizer*	1991-92	46
4. Tai Wesley*	2007-08	33
5. Gilbert Pete	1985-86	25
6. Ben Clifford*	2011-12	17
7. Elston Jones	2014-15	12
Bryon Ruffner	1990-91	12
9. Koby McEwen	2016-17	11
Brady Jardine	2008-09	11
Nate Harris*	2002-03	11

BLOCKS PER GAME

Name	Years	Avg.
1. Neemias Queta	2018-19	2.40
2. David Collette*	2014-15	1.81
3. Nathan Wickizer*	1991-92	1.64
4. Tai Wesley*	2007-08	0.94
5. Gilbert Pete	1985-86	0.93
6. Modou Niang	2007-08	0.56
7. Ben Clifford*	2011-12	0.47
8. Charlie Sager	1990-91	0.45
9. Elston Jones	2013-14	0.43
Bryon Ruffner	1990-91	0.43
Abie Ramirez*	1992-93	0.43

STEALS

Name	Year	Steals
1. Jarobi Kemp	1993-94	47
2. Albert Chappell	1988-89	45
3. Greg Grant*	1982-83	44
4. Sam Merrill	2016-17	29
Marcel Davis	2012-13	29
6. Jaycee Carroll	2004-05	28
Tony Brown	1998-99	28
8. David Collette*	2014-15	25
Tai Wesley*	2007-08	25
10. Koby McEwen	2016-17	24

STEALS PER GAME

Name	Year	Avg.
1. Albert Chappell	1988-89	1.96
2. Jarobi Kemp	1993-94	1.74
3. Greg Grant*	1982-83	1.52
4. Tony Brown	1998-99	1.00
5. Sam Merrill	2016-17	0.97
6. Marcel Davis	2012-13	0.94
7. Jaycee Carroll	2004-05	0.88
8. Kendall Youngblood	1988-89	0.82
9. David Collette*	2014-15	0.81
10. Koby McEwen	2016-17	0.77

FIELD GOALS MADE

Name	Year	FG
1. Jaycee Carroll	2004-05	173
2. Greg Grant*	1982-83	170
3. Neemias Queta	2018-19	167
4. David Collette*	2014-15	163
5. Koby McEwen	2016-17	137
6. Tai Wesley*	2007-08	132
7. Kendall Youngblood	1988-89	120
8. Sam Merrill	2016-17	100
9. Tony Brown	1998-99	96
10. Brock Miller*	2018-19	95

FIELD GOALS ATTEMPTED

Name	Year	Att.
1. Jaycee Carroll	2004-05	331
2. Greg Grant*	1982-83	303
3. Koby McEwen	2016-17	297
4. David Collette*	2014-15	276
5. Neemias Queta	2018-19	272
6. Brock Miller*	2018-19	261
7. Tony Brown	1998-99	237
8. Kendall Youngblood	1988-89	223
9. Sam Merrill	2016-17	222
10. Tai Wesley*	2007-08	208

FG PCT. (MIN. 5 ATT. PER GAME)

Name	Year	Pct.
1. Tai Wesley*	2007-08	.635
2. Neemias Queta	2018-19	.614
3. David Collette*	2014-15	.591
4. Greg Grant*	1982-83	.561
5. Kendall Youngblood	1988-89	.538
6. Jaycee Carroll	2004-05	.523
7. Dean Hunger	1976-77	.507
8. Bryon Ruffner	1990-91	.483
9. Koby McEwen	2016-17	.461
10. Sam Merrill	2016-17	.450

THREE-POINT FIELD GOALS MADE

Name	Year	FG
1. Jaycee Carroll	2004-05	79
2. Brock Miller*	2018-19	70
3. Koby McEwen	2016-17	58
4. Tony Brown	1998-99	57
5. Sam Merrill	2016-17	46
6. Daron Henson*	2017-18	38
7. Julion Pearre	2014-15	36
8. Tyler Newbold	2007-08	34
9. Jaxon Myaer*	2008-09	23
10. Marcel Davis	2012-13	19

THREE-POINT FIELD GOALS ATTEMPTED

Name	Year	Att.
1. Brock Miller*	2018-19	198
2. Tony Brown	1998-99	157
3. Koby McEwen	2016-17	138
4. Jaycee Carroll	2004-05	126
5. Julion Pearre	2014-15	105
6. Sam Merrill	2016-17	102
7. Daron Henson*	2017-18	99
8. Marcel Davis	2012-13	67
9. Tyler Newbold	2007-08	66
10. Jaxon Myaer*	2008-09	59

THREE-POINT PCT. (1 MADE PER GAME)

Name	Year	Pct.
1. Jaycee Carroll	2004-05	.476
2. Sam Merrill	2016-17	.451
3. Koby McEwen	2016-17	.420
4. Daron Henson*	2017-18	.384
5. Tony Brown	1998-99	.363
6. Brock Miller*	2018-19	.354
7. Julion Pearre	2014-15	.343

FREE THROWS MADE

Name	Year	FT
1. Koby McEwen	2016-17	130
2. Greg Grant*	1982-83	87
3. Tai Wesley*	2007-08	83
4. Jarobi Kemp	1993-94	81
5. Neemias Queta	2018-19	78
6. Bryon Ruffner	1990-91	72
7. David Collette*	2014-15	69
8. Kendall Youngblood	1988-89	63
9. Tony Brown	1998-99	58
Danny Conway*	1985-86	58



Greg Grant set USU freshman records in total rebounds (263), rebounds per game (9.1) and minutes per game (32.2).

FREE THROWS ATTEMPTED

Name	Year	Att.
1. Koby McEwen	2016-17	179
2. Neemias Queta	2018-19	138
2. Greg Grant*	1982-83	121
3. David Collette*	2014-15	116
4. Tai Wesley*	2007-08	115
5. Jarobi Kemp	1993-94	97
6. Kendall Youngblood	1988-89	91
7. Bryon Ruffner	1990-91	86
8. Danny Conway*	1985-86	80
9. Nathan Wickizer*	1991-92	77

FT PCT. (2 MADE PER GAME)

Name	Year	Pct.
1. Tony Brown	1998-99	.921
2. Bryon Ruffner	1990-91	.837
3. Jarobi Kemp	1993-94	.835
4. Nathan Wickizer*	1991-92	.740
5. Koby McEwen	2016-17	.726
6. Danny Conway*	1985-86	.725
7. Tai Wesley*	2007-08	.722
8. Greg Grant*	1982-83	.719
9. Kendall Youngblood	1988-89	.692
10. David Collette*	2014-16	.595

GAMES PLAYED

Name	Year	Games
1. Ben Clifford*	2011-12	36
2. Neemias Queta	2018-19	35
Brock Miller*	2018-19	35
Tyler Newbold	2007-08	35
Tai Wesley*	2007-08	35
6. Jordan Stone	2011-12	34
Thomas Vincent	2000-01	34
8. Daron Henson*	2017-18	33
Nate Harris*	2002-03	33
10. Jalen Moore	2013-14	32
Jaxon Myaer*	2008-09	32
Jaycee Carroll	2004-05	32

GAMES STARTED

Name	Year	Games
1. Neemias Queta	2018-19	35
Brock Miller*	2018-19	35
3. Jaycee Carroll	2004-05	31
David Collette*	2014-15	31
5. Koby McEwen	2016-17	30
6. Greg Grant*	1982-83	29
7. Kendall Youngblood	1988-89	27
8. Marcel Davis	2012-13	25
Tyler Newbold	2007-08	25
10. Tai Wesley*	2007-08	24
Julion Pearre	2014-15	24

MINUTES

Name	Year	Min.
1. Jaycee Carroll	2004-05	972
2. Koby McEwen	2016-17	969
3. Neemias Queta	2018-19	949
4. Greg Grant*	1982-83	934
5. Brock Miller*	2018-19	914
6. Marcel Davis	2012-13	846
7. Kendall Youngblood	1988-89	823
8. Sam Merrill	2016-17	802
9. Tai Wesley*	2007-08	795
10. David Collette*	2014-15	792

MINUTES PER GAME

Name	Year	Avg.
1. Greg Grant*	1982-83	32.2
2. Koby McEwen	2016-17	31.3
3. Jaycee Carroll	2004-05	29.4
Kendall Youngblood	1988-89	29.4
5. Marcel Davis	2012-13	27.3
6. Neemias Queta	2018-19	27.1
7. Sam Merrill	2016-17	26.7
8. Jarobi Kemp	1993-94	26.4
9. Brock Miller*	2018-19	26.1
10. Tony Brown	1998-99	25.6

* - Denotes redshirt freshman

PLEASE NOTE - Freshmen were a part of the freshmen team until the 1974-75 season when freshmen began to play with the varsity team.

POINTS

Year	Player	G	FG	3FG	FT	Pts.	Avg.
1957-58	Bob Ipsen	24	154		124	432	18.0
1958-59	Bob Ipsen	26	221		127	569	21.9
1959-60	Cornell Green	29	225		165	615	21.2
1960-61	Cornell Green	26	188		154	530	20.4
1961-62	Cornell Green	29	259		227	745	25.7
1962-63	Wayne Estes	27	205		129	539	19.9
1963-64	Wayne Estes	29	309		203	821	28.3
1964-65	Wayne Estes	19	252		137	641	33.7
1965-66	Larry Angle	26	159		112	430	16.5
1966-67	Shaler Halimon	26	247		119	613	23.6
1967-68	Shaler Halimon	25	256		159	671	26.8
1968-69	Marvin Roberts	26	271		176	718	27.6
1969-70	Marvin Roberts	28	239		149	627	22.4
1970-71	Marvin Roberts	24	183		133	499	20.8
1971-72	Bob Lauriski	26	178		97	453	17.4
1972-73	Jim Boatwright	26	205		76	486	18.7
1973-74	Jim Boatwright	26	199		83	481	18.5
1974-75	Rich Haws	27	223		117	563	20.9
1975-76	Ed Gregg	26	256		67	579	22.3
1976-77	Mike Santos	27	197		97	491	18.2
1977-78	Mike Santos	28	204		104	512	18.3
1978-79	Keith McDonald	30	210		117	537	17.9
1979-80	Dean Hunger	27	214		133	561	20.8
1980-81	Brian Jackson	28	255		145	655	23.4
1981-82	Leo Cunningham	26	123		99	345	13.3
1982-83	Greg Grant	29	170	0	87	427	14.7
1983-84	Greg Grant	30	215	0	92	522	17.4
1984-85	Vince Washington	28	207	44	147	605	21.6
1985-86	Greg Grant	28	250	2	132	634	22.6
1986-87	Kevin Nixon	31	199	25	141	564	18.2
1987-88	Dan Conway	31	165	0	170	500	16.1
1988-89	Reid Newey	28	164	98	116	542	19.4
1989-90	Kendall Youngblood	30	167	4	124	462	15.4
1990-91	Kendall Youngblood	28	180	26	140	526	18.8
1991-92	Kendall Youngblood	28	162	35	120	479	17.1
1992-93	Jay Goodman	27	143	87	117	490	18.1
1993-94	Nate Wickizer	24	113	0	96	322	13.4
1994-95	Eric Franson	29	202	0	130	534	18.4
1995-96	Silas Mills	33	191	22	148	552	16.7
1996-97	Maurice Spillers	29	131	2	119	383	13.2
	Marcus Saxon	29	134	16	98	382	13.2
1997-98	Marcus Saxon	33	205	46	118	574	17.4
1998-99	Donnie Johnson	28	162	0	76	400	14.3
1999-00	Shawn Daniels	34	179	0	50	408	12.0
	Troy Rolle	34	136	54	82	408	12.0
2000-01	Shawn Daniels	34	167	0	67	401	11.8
2001-02	Desmond Penigar	31	203	24	102	532	17.2
2002-03	Desmond Penigar	33	192	29	106	519	15.7
2003-04	Cardell Butler	29	143	55	66	407	14.0
2004-05	Spencer Nelson	32	174	10	155	513	16.0



Greg Grant led Utah State in scoring for three seasons, recording 14.7 ppg in 1982-83, 17.4 ppg in 1983-84 and 22.6 ppg in 1985-86.

2005-06	Nate Harris	32	215	7	116	553	17.3
2006-07	Jaycee Carroll	35	256	83	151	746	21.3
2007-08	Jaycee Carroll	35	267	114	137	785	22.4
2008-09	Gary Wilkinson	35	213	6	166	598	17.1
2009-10	Tai Wesley	35	191	0	96	478	13.7
2010-11	Tai Wesley	34	176	5	145	502	14.8
2011-12	Preston Medlin	37	204	95	125	628	17.0
2012-13	Jarred Shaw	31	179	1	81	440	14.2
2013-14	Jarred Shaw	27	157	0	68	382	14.1
2014-15	Jalen Moore	31	157	45	111	470	15.2
2015-16	Jalen Moore	31	170	50	81	471	15.2
2016-17	Jalen Moore	31	181	63	101	526	17.0
2017-18	Sam Merrill	34	192	98	73	555	16.3
2018-19	Sam Merrill	35	228	86	189	731	20.9

REBOUNDS

Year	Player	G	Reb.	Avg.
1957-58	Harold Theus	24	245	10.2
1958-59	Jerry Schofield	26	333	12.8
1959-60	Not Available			
1960-61	Tyler Wilbon	26	345	13.3
1961-62	Cornell Green	29	342	11.8
1962-63	Troy Collier	27	297	11.0
1963-64	Wayne Estes	29	377	13.0
1964-65	Wayne Estes	19	260	13.7
1965-66	Alan Parrish	25	175	7.0
1966-67	Shaler Halimon	26	226	8.7
1967-68	Shaler Halimon	25	292	11.7
1968-69	Marvin Roberts	26	325	12.5
1969-70	Marvin Roberts	28	388	13.9
1970-71	Marvin Roberts	24	284	11.8
1971-72	Bob Lauriski	26	271	10.4
1972-73	Bob Lauriski	26	238	9.2
1973-74	Jimmy Moore	26	241	9.3
1974-75	Jimmy Moore	27	245	9.1
1975-76	Ed Gregg	26	305	11.
1976-77	Mike Santos	27	306	11.3
1977-78	Mike Santos	28	245	8.8
1978-79	Brian Jackson	30	248	8.3
1979-80	Dean Hunger	27	231	8.6
1980-81	Brian Jackson	28	248	8.9
1981-82	Leo Cunningham	26	257	9.9
1982-83	Greg Grant	29	263	9.1
1983-84	Greg Grant	30	236	7.9
1984-85	Greg Grant	28	266	9.5
1985-86	Greg Grant	28	238	8.5
1986-87	Dan Conway	31	204	6.6
1987-88	Dan Conway	31	175	5.6
1988-89	Darrel White	27	130	4.8
1989-90	Randy Funk	30	195	6.5
1990-91	Kendall Youngblood	28	183	6.5
1991-92	Kendall Youngblood	28	216	7.7



Wayne Estes led Utah State in rebounding for two seasons, collecting 13.0 rpg in 1963-64 and 13.7 rpg in 1964-65.

QUICK FACTS

OUTLOOK

AGGIE BIOS

COACHES

OPPONENTS

SEASON REVIEW

RECORDS

UNIVERSITY



Kevin Nixon led Utah State in assists for three seasons, averaging 3.9 apg in 1985-86, 3.7 apg in 1986-87 and 5.9 apg in 1987-88.

1992-93	Rod Hay	27	212	7.9
1993-94	Eric Franson	27	247	9.1
1994-95	Eric Franson	29	283	9.8
1995-96	Eric Franson	33	282	8.5
1996-97	Maurice Spillers	29	242	8.3
1997-98	Donnie Johnson	33	249	7.5
1998-99	Donnie Johnson	28	231	8.3
1999-00	Shawn Daniels	34	267	7.9
2000-01	Shawn Daniels	34	230	6.8
2001-02	Desmond Penigar	31	214	6.9
2002-03	Spencer Nelson	33	244	7.4
2003-04	Spencer Nelson	27	210	7.8
2004-05	Spencer Nelson	32	253	7.9
2005-06	Nate Harris	32	247	7.7
2006-07	Jaycee Carroll	35	220	6.3
2007-08	Gary Wilkinson	35	246	7.0
2008-09	Gary Wilkinson	35	238	6.8
2009-10	Tai Wesley	35	232	6.6
2010-11	Tai Wesley	34	271	8.0
2011-12	Morgan Grim	37	225	6.1
2012-13	Jarred Shaw	31	261	8.4
2013-14	Jarred Shaw	27	223	8.8
2014-15	Jalen Moore	31	209	6.7
2015-16	Jalen Moore	31	187	6.0
2016-17	Jalen Moore	31	172	5.5
2017-18	Koby McEwen	30	163	5.4
2018-19	Neemias Queta	35	312	8.9

ASSISTS

Year	Player	G	Ast.	Avg.
1966-67	Les Powell	26	91	3.5
1967-68	Not Available			
1968-69	Paul Jeppeson	26	76	2.9
1969-70	Paul Jeppeson	29	115	4.0
1970-71	Marvin Roberts	24	84	3.5
	Jeff Tebbs	23	84	3.7
1971-72	Jeff Tebbs	26	112	4.3
1972-73	Ken Thompson	26	139	5.3
1973-74	Blair Reed	26	83	3.2
1974-75	Oscar Williams	26	124	4.8
1975-76	Blair Reed	25	99	4.0
1976-77	Oscar Williams	24	185	7.7
1977-78	Oscar Williams	28	168	6.0
1978-79	Rawlee Perkins	30	104	3.5
1979-80	Rich McElrath	27	172	6.4
1980-81	Lance Washington	27	81	3.0
1981-82	Larry Bergeson	27	118	4.8
1982-83	Lance Washington	29	138	4.8
1983-84	Vince Washington	30	100	3.3
1984-85	Jeff J. Anderson	28	115	4.1
1985-86	Kevin Nixon	28	110	3.9
1986-87	Kevin Nixon	31	116	3.7

1987-88	Kevin Nixon	31	182	5.9
1988-89	Kendall Youngblood	28	122	4.4
1989-90	Allen Gordon	28	121	4.3
1990-91	Allen Gordon	28	130	4.6
1991-92	Malloy Nesmith	28	134	4.8
1992-93	Jay Goodman	27	185	6.9
1993-94	Roddie Anderson	27	86	3.2
1994-95	Roddie Anderson	29	105	3.6
1995-96	Duane Rogers	32	166	5.2
1996-97	Marcus Saxon	29	134	4.6
1997-98	Marcus Saxon	33	135	4.1
1998-99	Rashad Elliott	26	124	4.8
1999-00	Bernard Rock	34	148	4.4
2000-01	Bernard Rock	34	140	4.1
2001-02	Tony Brown	31	149	4.8
2002-03	Mark Brown	33	149	4.5
2003-04	Mark Brown	29	141	4.9
2004-05	Spencer Nelson	32	152	4.8
2005-06	David Pak	32	147	4.6
2006-07	Kris Clark	35	146	4.2
2007-08	Kris Clark	35	224	6.4
2008-09	Jared Quayle	35	131	3.7
2009-10	Jared Quayle	35	144	4.1
2010-11	Brockeith Pane	34	116	3.4
2011-12	Brockeith Pane	37	159	4.3
2012-13	Marcel Davis	31	103	3.3
2013-14	Preston Medlin	32	132	4.1
2014-15	Darius Perkins	31	101	3.3
2015-16	Shane Rector	31	101	3.3
2016-17	Sam Merrill	30	98	3.3
2017-18	Sam Merrill	34	107	3.1
2018-19	Sam Merrill	35	147	4.2

BLOCKS

Year	Player	G	Blk.	Avg.
1984-85	Greg Grant	28	36	1.3
1985-86	Greg Grant	28	27	1.0
	Gilbert Pete	27	27	1.0
1986-87	Gilbert Pete	31	58	1.9
1987-88	Gilbert Pete	32	31	1.0
1988-89	Gilbert Pete	28	39	1.4
1989-90	Jeff Parris	30	34	1.1
1990-91	Randy Funk	28	18	0.6
1991-92	Nathan Wickizer	28	46	1.6
1992-93	Nathan Wickizer	27	47	1.7
1993-94	Nathan Wickizer	24	43	1.8
1994-95	Eric Franson	29	22	0.8
1995-96	Silas Mills	33	25	0.8
1996-97	Kevin Rice	29	9	0.3
1997-98	Donnie Johnson	33	22	0.7
1998-99	Donnie Johnson	28	31	1.1
1999-00	Shawn Daniels	34	58	1.7
2000-01	Shawn Daniels	34	59	1.7
2001-02	Jeremy Vague	31	32	1.0
2002-03	Spencer Nelson	33	20	0.6
2003-04	Nate Harris	29	27	0.9
2004-05	Cass Matheus	32	22	0.7
2005-06	Cass Matheus	32	41	1.3
2006-07	Chaz Spicer	34	20	0.6
2007-08	Tai Wesley	35	33	0.9
2008-09	Tai Wesley	35	29	0.8
2009-10	Tai Wesley	35	46	1.3
2010-11	Tai Wesley	34	36	1.0
2011-12	Kyisean Reed	36	41	1.1
2012-13	Jarred Shaw	31	30	1.0
2013-14	Kyle Davis	29	39	1.3
2014-15	David Collette	31	56	1.8
2015-16	Elston Jones	31	20	0.6
2016-17	Alex Dargenton	31	34	1.1
2017-18	Quinn Taylor	33	24	0.7
2018-19	Neemias Queta	35	84	2.4

QUICK FACTS

OUTLOOK

AGGIE BIOS

COACHES

OPPONENTS

SEASON REVIEW

RECORDS

UNIVERSITY

QUICK FACTS

OUTLOOK

AGGIE BIOS

COACHES

OPONENTS

SEASON REVIEW

RECORDS

UNIVERSITY



Jay Goodman led Utah State in steals for three seasons, including 2.1 spg in 1990-91, 1.8 spg in 1991-92 and 3.8 spg in 1992-93.

STEALS

Year	Player	G	Stl.	Avg.
1979-80	Rich McElrath	27	71	2.6
1980-81	Three players	28	34	1.2
1981-82	Larry Bergeson	27	27	1.0
1982-83	Lance Washington	29	51	1.8
1983-84	Greg Grant	30	57	1.9
1984-85	Greg Grant	28	59	2.1
1985-86	Greg Grant	28	66	2.4
1986-87	Kevin Nixon	31	55	1.8
1987-88	Kevin Nixon	31	78	2.5
1988-89	Albert Chappell	23	49	2.1
1989-90	Allen Gordon	28	51	1.8
1990-91	Jay Goodman	25	52	2.1
1991-92	Jay Goodman	28	51	1.8
1992-93	Jay Goodman	27	102	3.8
1993-94	Jarobi Kemp	27	47	1.7
1994-95	Silas Mills	27	45	1.7
1995-96	Silas Mills	33	53	1.6
1996-97	Kevin Rice	29	42	1.4
1997-98	Kevin Rice	33	55	1.7
1998-99	Tyrone Allick	28	31	1.1
1999-00	Bernard Rock	34	51	1.5
2000-01	Curtis Bobb	34	43	1.3
2001-02	Tony Brown	31	51	1.6
2002-03	Mark Brown	33	43	1.3
2003-04	Mark Brown	29	31	1.1
2004-05	Spencer Nelson	32	37	1.2
2005-06	Jaycee Carroll	32	31	0.9
	David Pak	32	31	0.9
2006-07	Chris Session	35	36	1.0
2007-08	Kris Clark	35	35	1.0
2008-09	Jared Quayle	35	50	1.4
2009-10	Jared Quayle	35	39	1.1
2010-11	Brockeith Pane	34	31	0.9
2011-12	Brockeith Pane	37	27	0.7
2012-13	Marcel Davis	31	29	0.9
2013-14	Spencer Butterfield	32	19	0.6
2014-15	David Collette	31	25	0.8
2015-16	Shane Rector	31	38	1.2
2016-17	Shane Rector	28	29	1.0
2017-18	Sam Merrill	34	35	1.0
2018-19	Sam Merrill	35	37	1.1
	Diogo Brito	35	37	1.1

FIELD GOAL PERCENTAGE (MIN. 3 MADE PER GAME)

Year	Player	G	FGM	FGA	Pct.
1957-58	Bob Ipsen	24	154	368	.418
1958-59	Bob Ipsen	26	221	483	.458
1959-60	Cornell Green	29	225	460	.489
1960-61	Cornell Green	26	188	438	.429
1961-62	Cornell Green	29	259	542	.478
1962-63	Troy Collier	27	200	379	.528
1963-64	Troy Collier	29	240	448	.536

1964-65	Wayne Estes	19	252	518	.486
1965-66	Les Powell	26	93	196	.474
1966-67	Les Powell	26	115	196	.587
1967-68	Jimmy Smith	25	229	501	.457
1968-69	Marvin Roberts	26	271	564	.480
1969-70	Tim Tollestrup	29	116	220	.527
1970-71	Lafayette Love	26	101	190	.532
1971-72	Jim Boatwright	26	106	206	.515
1972-73	Ken Thompson	26	120	216	.556
1973-74	Jim Boatwright	26	199	379	.525
1974-75	Blair Reed	27	127	238	.534
1975-76	Ed Gregg	26	256	476	.538
1976-77	Mike Santos	27	197	370	.532
1977-78	Mike Santos	28	204	343	.595
1978-79	Dean Hunger	29	165	290	.569
1979-80	Dean Hunger	27	214	353	.606
1980-81	Haakon Austefjord	28	80	151	.530
1981-82	Larry Bergeson	27	110	215	.512
1982-83	Greg Grant	29	170	303	.561
1983-84	Greg Grant	30	215	396	.543
1984-85	Greg Grant	28	217	405	.536
1985-86	Greg Grant	28	250	500	.500
1986-87	Dan Conway	31	160	300	.533
1987-88	Greg Houskeeper	31	118	199	.593
1988-89	Greg Houskeeper	28	96	145	.662
1989-90	Randy Funk	30	132	237	.557
1990-91	Randy Funk	28	113	196	.577
1991-92	Carlito DaSilva	27	123	282	.436
1992-93	Nate Wickizer	27	117	199	.588
1993-94	Nate Wickizer	24	113	203	.557
1994-95	Eric Franson	29	202	355	.569
1995-96	Eric Franson	33	193	371	.520
1996-97	Antwan Smith	29	108	164	.659
1997-98	Donnie Johnson	33	131	240	.546
1998-99	Donnie Johnson	28	162	279	.581
1999-00	Shawn Daniels	34	179	308	.581
2000-01	Shawn Daniels	34	167	290	.576
2001-02	Jeremy Vague	31	111	192	.578
2002-03	Spencer Nelson	33	115	176	.653
2003-04	Nate Harris	29	134	198	.677
2004-05	Nate Harris	32	172	264	.652
2005-06	Nate Harris	32	215	346	.621
2006-07	Stephen DuCharme	35	151	278	.543
2007-08	Tai Wesley	35	132	208	.635
2008-09	Tai Wesley	35	158	267	.592
2009-10	Tai Wesley	35	191	333	.574
2010-11	Tai Wesley	34	176	294	.599
2011-12	Kyisean Reed	37	135	220	.614
2012-13	Kyisean Reed	16	71	122	.582
2013-14	Kyle Davis	29	89	177	.503
2014-15	David Collette	31	163	276	.591
2015-16	Chris Smith	31	161	326	.494
2016-17	Norbert Janicek	31	91	157	.580
2017-18	Quinn Taylor	33	92	152	.605
2018-19	Neemias Queeta	35	167	272	.614



Tai Wesley led Utah State in field goal percentage four consecutive seasons, shooting 63.5 percent in 2007-08, 59.2 percent in 2008-09, 57.4 percent in 2009-10 and 59.9 percent in 2010-11.



YEAR-BY-YEAR LEADERS



THREE-POINT FIELD GOALS

Year	Player	G	3FG	Avg.
1982-83	Chris McMullin	29	16	0.6
1984-85	Vince Washington	28	44	1.6
1985-86	Bill Floyd	28	16	0.6
1986-87	Reid Newey	31	75	2.4
1987-88	Reid Newey	31	64	2.1
1988-89	Reid Newey	28	98	3.5
1989-90	Matt Barnes	28	26	0.9
1990-91	Jay Goodman	25	66	2.6
1991-92	Jay Goodman	28	56	2.0
1992-93	Jay Goodman	27	87	3.2
1993-94	Corwin Woodard	27	21	0.8
1994-95	Corwin Woodard	27	60	2.2
1995-96	Justin Jones	33	77	2.3
1996-97	Justin Jones	29	46	1.6
1997-98	Justin Jones	33	60	1.8
1998-99	Troy Rolle	28	58	2.1
1999-00	Tony Brown	34	71	2.1
2000-01	Tony Brown	34	80	2.3
2001-02	Tony Brown	31	75	2.4
2002-03	Ronnie Ross	31	37	1.2
2003-04	Cardell Butler	29	55	1.9
2004-05	Jaycee Carroll	32	79	2.5
2005-06	Jaycee Carroll	32	93	2.9
2006-07	Jaycee Carroll	35	83	2.4
2007-08	Jaycee Carroll	35	114	3.3
2008-09	Tyler Newbold	35	60	1.7
2009-10	Jared Quayle	35	69	2.0
2010-11	Brian Green	34	76	2.2
2011-12	Preston Medlin	37	95	2.7
2012-13	Spencer Butterfield	29	48	1.7
2013-14	Preston Medlin	32	70	2.2
2014-15	Chris Smith	31	63	2.0
2015-16	Chris Smith	31	63	2.0
2016-17	Jalen Moore	31	63	2.0
2017-18	Sam Merrill	34	98	2.9
2018-19	Sam Merrill	35	86	2.5

THREE-POINT FIELD GOAL PERCENTAGE (MIN. 1 ATT. PER GAME)

Year	Player	G	3FG	Att.	Pct.
1982-83	Chris McMullin	29	16	33	.485
1984-85	Vince Washington	28	44	107	.411
1985-86	Bill Floyd	28	16	46	.348
1986-87	Kevin Nixon	31	25	59	.424
1987-88	Jeff O. Anderson	31	37	82	.451
1988-89	Reid Newey	28	98	224	.438
1989-90	Rich Jardine	30	16	45	.356
1990-91	Jay Goodman	25	66	191	.346
1991-92	Kendall Youngblood	28	35	84	.417
1992-93	Jay Goodman	27	87	223	.390
1993-94	Corwin Woodard	27	21	72	.292
1994-95	Roddie Anderson	29	15	35	.429
1995-96	Justin Jones	33	77	165	.467
1996-97	Justin Jones	29	46	122	.377
1997-98	Justin Jones	33	60	121	.496
1998-99	Tony Brown	28	57	157	.363
1999-00	Tony Brown	34	71	162	.438
2000-01	Tony Brown	34	80	195	.410
2001-02	Tony Brown	31	75	172	.436
2002-03	Desmond Penigar	33	29	80	.363
2003-04	Mark Brown	29	36	82	.439
2004-05	Jaycee Carroll	32	79	166	.476
2005-06	Jaycee Carroll	32	93	206	.451
2006-07	Jaycee Carroll	35	83	192	.432
2007-08	Tyler Newbold	35	34	66	.515
2008-09	Stavon Williams	34	46	108	.426
2009-10	Brian Green	35	53	106	.500
2010-11	Brian Green	34	76	162	.469
2011-12	Preston Medlin	37	95	222	.428
2012-13	Spencer Butterfield	29	48	113	.425

2013-14	Spencer Butterfield	32	69	150	.460
2014-15	Chris Smith	31	63	133	.474
2015-16	Chris Smith	31	63	140	.450
2016-17	Sam Merrill	30	46	102	.451
2017-18	Sam Merrill	34	98	211	.464
2018-19	Abel Porter	35	30	74	.405

FREE THROW PERCENTAGE (MIN. 2 MADE PER GAME)

Year	Player	G	FTM	FTA	Pct.
1957-58	Sam Haggerty	20	42	54	.778
1958-59	Max Perry	26	67	89	.753
1959-60	Not Available				
1960-61	Max Perry	26	69	99	.697
1961-62	Cornell Green	29	227	324	.701
1962-63	Wayne Estes	27	129	154	.838
1963-64	Wayne Estes	29	203	238	.853
1964-65	Wayne Estes	19	137	156	.878
1965-66	Larry Angle	26	112	134	.836
1966-67	Les Powell	26	82	106	.774
1967-68	Paul Jeppeson	25	64	82	.780
1968-69	Marvin Roberts	26	176	255	.690
1969-70	Jeff Tebbs	28	59	77	.766
1970-71	Ron Hatch	26	78	98	.796
1971-72	Ron Hatch	26	75	95	.789
1972-73	Bob Lauriski	26	74	85	.871
1973-74	Jim Boatwright	26	83	103	.806
1974-75	Jimmy Moore	27	70	92	.761
1975-76	Ed Gregg	26	67	98	.684
1976-77	Oscar Williams	24	48	65	.738
1977-78	Keith McDonald	28	86	106	.811
1978-79	Dean Hunger	29	109	139	.784
1979-80	Rich McElrath	27	128	151	.848
1980-81	Brian Jackson	28	145	175	.829
1981-82	Haakon Austefjord	27	92	137	.672
1982-83	Ron Ence	29	106	137	.774
1983-84	Vince Washington	30	132	157	.841
1984-85	Vince Washington	28	147	171	.860
1985-86	Jeff O. Anderson	28	71	91	.780
1986-87	Reid Newey	31	89	118	.754
1987-88	Dan Conway	31	170	221	.769
1988-89	Reid Newey	28	116	144	.806
1989-90	Kendall Youngblood	30	124	159	.780
1990-91	Bryon Ruffner	28	72	86	.837
1991-92	Jay Goodman	28	82	92	.891
1992-93	Jay Goodman	27	117	137	.854
1993-94	Jarobi Kemp	27	81	97	.835
1994-95	Corwin Woodard	27	75	98	.765
1995-96	Jon Wickizer	33	78	97	.804
1996-97	Kevin Rice	29	102	139	.734
1997-98	Marcus Saxon	33	118	150	.787
1998-99	Tony Brown	28	58	63	.921
1999-00	Troy Rolle	34	82	102	.804
2000-01	Tony Brown	34	75	89	.843
2001-02	Tony Brown	31	84	98	.857
2002-03	Mark Brown	33	74	87	.851
2003-04	Cardell Butler	29	66	75	.880
2004-05	Spencer Nelson	32	155	197	.787
2005-06	Nate Harris	32	116	156	.744
2006-07	Jaycee Carroll	25	151	170	.888
2007-08	Jaycee Carroll	35	137	149	.919
2008-09	Gary Wilkinson	35	166	201	.826
2009-10	Jared Quayle	35	82	91	.901
2010-11	Brockeith Pane	34	138	172	.802
2011-12	Preston Medlin	37	125	156	.801
2012-13	Spencer Butterfield	29	66	79	.835
2013-14	Jared Shaw	27	68	87	.782
2014-15	Chris Smith	31	72	94	.766
2015-16	Shane Rector	31	65	86	.756
2016-17	Jalen Moore	31	101	128	.789
2017-18	Sam Merrill	34	73	86	.849
2018-19	Sam Merrill	35	189	208	.909

QUICK FACTS

OUTLOOK

AGGIE BIOS

COACHES

OPPONENTS

SEASON REVIEW

RECORDS

UNIVERSITY



YEAR-BY-YEAR STATS



Offensive Statistics

	Year	GP	FG	Pct.	3FG	Pct.	FT	Pct.	Pts.	Avg.	Reb.	Avg.	Ast	TO	Blk	Stl.
QUICK FACTS	1957-58	24	576-1634	.353	—	—	367-583	.630	1519	63.3	947	39.5	—	—	—	—
	1958-59	26	782-1837	.426	—	—	401-615	.652	1965	75.6	1381	53.1	—	—	—	—
	1959-60	29	875-2073	.422	—	—	501-746	.672	2251	77.6	1618	55.8	—	—	—	—
	1960-61	26	727-1842	.394	—	—	427-671	.621	1879	72.3	1354	52.0	—	—	—	—
	1961-62	29	829-1961	.422	—	—	541-827	.654	2202	75.9	1511	52.1	—	—	—	—
OUTLOOK	1962-63	27	802-1802	.445	—	—	459-653	.702	2063	76.4	1323	49.0	—	—	—	—
	1963-64	29	977-2160	.452	—	—	573-775	.739	2527	87.1	1445	49.8	—	—	—	—
	1964-65	25	862-2042	.422	—	—	412-567	.727	2136	85.4	1304	52.2	—	—	—	—
	1965-66	26	841-1884	.446	—	—	471-700	.673	2153	82.8	1268	48.8	—	—	—	—
	1966-67	28	904-1995	.453	—	—	479-699	.685	2287	81.7	1343	48.0	—	—	—	—
AGGIE BIOS	1967-68	25	851-1933	.440	—	—	496-743	.668	2198	87.9	1333	53.3	—	—	—	—
	1968-69	26	821-1843	.445	—	—	494-770	.642	2136	82.2	1314	50.5	—	—	—	—
	1969-70	29	1008-2153	.470	—	—	603-825	.730	2619	90.3	1566	54.0	—	—	—	—
	1970-71	27	884-1859	.470	—	—	557-776	.720	2325	86.0	1324	49.0	—	—	—	—
	1971-72	26	858-1886	.455	—	—	431-600	.718	2147	82.6	1182	45.5	—	—	—	—
COACHES	1972-73	26	918-1860	.49.0	—	—	362-490	.740	2198	84.5	1143	43.9	—	—	—	—
	1973-74	26	877-1795	.489	—	—	391-546	.716	2145	82.5	1198	46.2	—	—	—	—
	1974-75	27	951-1899	.501	—	—	391-548	.714	2293	84.9	1183	43.8	—	—	—	—
	1975-76	26	841-1852	.454	—	—	267-400	.668	1949	75.0	1087	41.8	—	—	—	—
	1976-77	27	918-1904	.482	—	—	350-517	.677	2186	80.1	1184	43.9	470	467	—	—
OPONENTS	1977-78	28	926-1813	.511	—	—	438-618	.709	2290	81.8	1250	44.6	467	467	—	—
	1978-79	30	929-1823	.510	—	—	482-675	.714	2340	78.0	1092	36.4	472	493	—	—
	1979-80	27	862-1678	.514	—	—	605-794	.762	2329	86.3	965	35.4	402	438	—	199
	1980-81	28	896-1891	.474	—	—	438-673	.718	2275	81.3	1064	38.0	313	383	—	166
	1981-82	27	693-1598	.434	—	—	432-649	.666	1820	67.4	997	36.9	383	502	—	115
SEASON REVIEW	1982-83	29	872-1649	.529	46-125	.368	521-742	.710	2218	76.5	1043	36.0	446	469	—	210
	1983-84	30	894-1735	.515	—	—	527-744	.708	2314	77.1	951	31.7	495	446	—	225
	1984-85	28	865-1769	.489	73-197	.371	562-773	.727	2365	84.5	1072	38.3	456	420	97	195
	1985-86	28	784-1723	.455	50-151	.331	533-730	.730	2151	76.8	997	35.6	452	478	100	217
	1986-87	31	877-1907	.460	150-386	.389	662-928	.713	2566	82.8	1149	37.1	421	506	99	221
RECORDS	1987-88	31	902-1807	.499	130-324	.401	658-926	.711	2592	83.6	1136	36.6	501	495	84	196
	1988-89	28	760-1585	.479	118-294	.401	511-691	.740	2164	77.3	1018	36.4	457	526	106	214
	1989-90	30	803-1731	.463	87-262	.332	581-817	.711	2276	75.9	1084	36.1	483	509	139	227
	1990-91	28	792-1748	.453	134-358	.374	559-787	.710	2277	81.3	1003	35.8	487	462	104	217
	1991-92	28	737-1737	.424	118-349	.338	569-780	.729	2161	77.2	1112	39.7	422	446	130	225
UNIVERSITY	1992-93	27	711-1618	.439	155-422	.367	516-726	.711	2093	77.5	1019	37.7	423	461	99	212
	1993-94	27	648-1416	.458	55-216	.255	511-728	.702	1862	70.0	1038	38.4	352	418	66	151
	1994-95	29	831-1650	.504	122-351	.348	499-773	.646	2283	78.7	1187	40.9	454	481	80	200
	1995-96	33	810-1717	.472	135-386	.350	591-884	.669	2346	71.1	1302	39.5	491	545	65	195
	1996-97	29	695-1451	.479	106-318	.333	494-724	.682	1990	68.6	1085	37.4	360	411	26	138
	1997-98	33	856-1771	.483	139-324	.429	524-747	.701	2375	72.0	1174	35.6	352	440	68	183
	1998-99	28	740-1551	.477	143-409	.350	383-588	.651	2006	71.6	1033	36.9	391	444	68	166
	1999-00	34	879-1888	.466	194-536	.362	445-709	.628	2397	70.5	1233	36.3	487	453	126	235
	2000-01	34	852-1755	.485	200-513	.390	500-743	.673	2404	70.7	1177	34.6	511	486	132	220
	2001-02	31	751-1596	.471	144-414	.347	430-599	.718	2076	67.0	1116	36.0	443	424	93	155
	2002-03	33	799-1727	.463	134-391	.343	465-651	.714	2197	66.6	1154	35.0	471	406	69	168
	2003-04	29	711-1397	.509	168-419	.401	419-582	.720	2009	69.3	952	32.8	446	370	85	153
	2004-05	32	851-1621	.525	185-473	.391	428-619	.691	2315	72.3	1095	34.2	549	396	92	179
	2005-06	32	853-1714	.498	232-579	.401	369-511	.722	2307	72.1	1080	33.8	552	421	91	165
	2006-07	35	884-1894	.467	206-553	.373	492-631	.780	2466	70.5	1144	32.7	504	488	81	220
	2007-08	35	923-1797	.514	207-516	.401	532-672	.792	2585	73.9	1142	32.6	620	493	95	185
	2008-09	35	899-1813	.496	222-563	.394	514-695	.740	2534	72.4	1202	34.3	566	393	88	168
	2009-10	35	941-1928	.488	242-585	.414	435-574	.758	2559	73.1	1238	35.4	584	358	123	162
	2010-11	34	840-1788	.470	206-562	.367	563-764	.737	2449	72.0	1266	37.2	500	402	110	162
	2011-12	37	896-1887	.475	208-566	.367	551-766	.719	2551	68.9	1234	33.4	497	449	119	146
	2012-13	31	750-1598	.469	178-500	.356	456-631	.723	2134	68.8	1162	37.5	455	408	125	150
	2013-14	32	782-1732	.452	220-542	.406	431-587	.734	2215	69.2	1166	36.4	510	353	116	110
	2014-15	31	721-1596	.452	233-591	.394	389-579	.672	2064	66.6	978	31.5	445	323	142	149
	2015-16	31	802-1779	.451	257-695	.370	413-597	.692	2274	73.4	1107	35.7	454	373	81	170
	2016-17	31	790-1713	.461	234-618	.379	427-609	.701	2241	72.3	1098	35.4	466	391	91	153
	2017-18	34	865-1904	.454	317-870	.364	442-627	.705	2489	73.2	1132	33.3	474	441	68	170
	2018-19	35	959-2038	.471	274-772	.355	559-747	.748	2753	78.7	1403	40.1	598	447	147	215



YEAR-BY-YEAR STATS



Defensive Statistics

Year	GP	FG	Pct.	3FG	Pct.	FT	Pct.	Pts.	Avg.	Reb.	Avg.	Ast	TO	Blk	Stl.
1957-58	24	673-1714	.393	—	—	383-591	.648	1729	72.0	1234	51.4	—	—	—	—
1958-59	26	704-1922	.366	—	—	391-596	.657	1799	69.2	1311	50.4	—	—	—	—
1959-60	29	778-2179	.357	—	—	379-611	.688	1935	66.7	1370	47.2	—	—	—	—
1960-61	26	731-1837	.397	—	—	435-629	.691	1861	71.5	1291	49.6	—	—	—	—
1961-62	29	749-1932	.387	—	—	498-762	.653	1996	68.8	1323	45.6	—	—	—	—
1962-63	27	695-1785	.389	—	—	395-625	.632	1785	66.1	1245	46.1	—	—	—	—
1963-64	29	873-2053	.425	—	—	531-751	.707	2277	78.5	1342	46.3	—	—	—	—
1964-65	25	760-1696	.448	—	—	516-747	.691	2036	81.4	1198	47.9	—	—	—	—
1965-66	26	821-1883	.436	—	—	498-717	.695	2140	82.3	1287	49.5	—	—	—	—
1966-67	28	796-1891	.421	—	—	424-615	.689	2016	72.0	1254	44.8	—	—	—	—
1967-68	25	833-2004	.411	—	—	505-715	.706	2171	86.8	1377	55.1	—	—	—	—
1968-69	26	892-1924	.464	—	—	498-735	.678	2282	87.8	1253	48.2	—	—	—	—
1969-70	29	902-2172	.410	—	—	600-851	.701	2404	82.9	1322	45.6	—	—	—	—
1970-71	27	802-1833	.440	—	—	513-754	.680	2117	78.4	1142	42.3	—	—	—	—
1971-72	26	857-1876	.457	—	—	445-643	.690	2159	83.0	1232	47.4	—	—	—	—
1972-73	26	856-1854	.460	—	—	334-472	.700	2046	78.7	1063	40.9	—	—	—	—
1973-74	26	794-1794	.443	—	—	391-573	.683	1979	76.1	1057	40.7	—	—	—	—
1974-75	27	845-1898	.445	—	—	403-576	.700	2093	77.5	1146	42.4	—	—	—	—
1975-76	26	810-1782	.455	—	—	361-504	.716	1981	76.2	1163	45.1	—	—	—	—
1976-77	27	845-1878	.450	—	—	428-604	.709	2118	78.4	1178	43.6	—	—	—	—
1977-78	28	803-1915	.419	—	—	385-552	.697	1991	71.1	1096	39.1	—	—	—	—
1978-79	30	900-1925	.468	—	—	464-667	.696	2264	75.5	1224	40.8	—	—	—	—
1979-80	27	888-1841	.482	—	—	426-630	.676	2202	81.6	1054	39.0	—	—	—	—
1980-81	28	892-1823	.489	—	—	487-658	.740	2271	81.1	1086	38.8	—	—	—	—
1981-82	27	815-1721	.474	—	—	411-585	.703	2041	75.6	1061	39.3	—	—	—	—
1982-83	29	814-1882	.433	—	—	394-577	.683	2069	71.3	1126	38.8	—	—	—	—
1983-84	30	948-1917	.495	—	—	365-516	.707	2262	75.4	1101	36.7	—	—	—	—
1984-85	28	945-1966	.481	—	—	386-594	.650	2328	83.1	1144	40.9	—	—	—	—
1985-86	27	859-1751	.491	—	—	476-673	.707	2259	80.7	1085	38.8	—	—	—	—
1986-87	31	998-2020	.494	—	—	533-766	.696	2653	85.5	1198	38.6	—	—	—	—
1987-88	31	925-2027	.456	—	—	445-634	.702	2370	76.5	1140	36.8	—	—	—	—
1988-89	28	769-1694	.454	—	—	493-722	.683	2153	76.9	982	35.1	—	—	—	—
1989-90	30	843-1818	.464	—	—	527-824	.640	2353	78.4	1151	38.4	—	—	—	—
1990-91	28	809-1711	.473	141-381	.370	603-841	.717	2368	84.6	1095	39.1	—	—	—	—
1991-92	28	749-1726	.434	107-350	.306	521-818	.636	2140	76.4	1183	42.3	—	—	—	—
1992-93	27	753-1664	.453	—	—	511-738	.692	2152	79.7	1048	38.8	414	429	120	233
1993-94	27	632-1470	.430	159-438	.363	446-664	.672	1869	69.2	805	29.8	331	—	118	151
1994-95	29	732-1719	.426	145-509	.285	389-588	.662	1998	68.9	882	30.4	399	419	119	217
1995-96	33	810-1936	.418	205-666	.308	420-614	.684	2245	68.0	972	29.5	455	388	77	246
1996-97	29	654-1550	.422	179-548	.327	294-441	.667	1781	61.4	770	26.6	365	346	55	131
1997-98	33	769-1792	.429	206-617	.334	396-595	.666	2140	64.8	984	29.8	409	436	84	154
1998-99	28	699-1621	.431	183-549	.333	322-456	.706	1903	68.0	883	31.5	392	414	72	204
1999-00	34	736-1827	.403	226-642	.352	382-561	.681	2080	61.2	1122	33.0	408	519	74	226
2000-01	34	708-1795	.394	187-609	.307	347-513	.676	1950	57.4	1050	30.9	349	527	77	207
2001-02	31	655-1665	.393	170-595	.286	320-438	.731	1800	58.1	914	29.5	357	398	60	206
2002-03	33	730-1680	.435	188-543	.346	331-480	.690	1979	60.0	924	28.0	373	416	69	167
2003-04	29	648-1529	.424	164-498	.329	224-329	.681	1684	58.1	764	26.3	332	227	75	176
2004-05	32	682-1722	.396	196-613	.320	288-401	.718	1848	57.8	883	27.6	325	391	92	200
2005-06	32	769-1834	.419	226-640	.353	306-454	.674	2070	64.7	996	31.1	396	389	115	199
2006-07	35	854-1889	.452	242-694	.349	398-614	.648	2348	67.1	1096	31.3	476	499	132	223
2007-08	35	868-1984	.438	246-674	.365	403-577	.698	2385	68.1	1003	28.7	471	417	111	249
2008-09	35	778-1859	.419	202-556	.363	411-554	.742	2169	62.0	969	27.7	428	369	110	196
2009-10	35	757-1867	.405	198-615	.322	385-543	.709	2097	59.9	1029	29.4	390	392	109	169
2010-11	34	696-1815	.383	186-616	.302	417-616	.677	1995	58.7	1007	29.6	363	412	98	185
2011-12	37	863-2078	.415	231-701	.330	443-664	.667	2400	64.9	1209	32.7	457	400	84	211
2012-13	31	705-1711	.412	220-652	.337	341-515	.662	1971	63.6	880	28.4	430	294	87	213
2013-14	32	756-1788	.423	188-601	.313	432-601	.719	2132	66.6	979	30.6	400	251	130	172
2014-15	31	719-1782	.403	189-637	.297	346-523	.662	1973	63.6	1158	37.4	412	337	77	190
2015-16	31	795-1800	.442	228-663	.344	399-575	.694	2217	71.5	1070	34.5	435	354	96	191
2016-17	31	771-1821	.423	230-685	.336	423-609	.695	2195	70.8	1072	34.6	435	341	95	193
2017-18	34	868-1932	.449	261-726	.360	469-631	.743	2466	72.5	1143	33.6	452	411	97	218
2018-19	35	790-2009	.393	282-800	.353	487-682	.714	2349	67.1	1095	31.3	403	436	120	215

QUICK FACTS

OUTLOOK

AGGIE BIOS

COACHES

OPPONENTS

SEASON REVIEW

RECORDS

UNIVERSITY



SINGLE-SEASON TEAM BESTS



QUICK FACTS
OUTLOOK
AGGIE BIOS
COACHES
OPPONENTS
SEASON REVIEW
RECORDS
UNIVERSITY

GAMES PLAYED

Year	Games
1. 2011-12	37
2. 2018-19	35
2009-10	35
2008-09	35
2007-08	35
2006-07	35
8. 2017-18	34
2010-11	34
2000-01	34
1999-00	34

GAMES WON

Year	Wins
1. 2010-11	30
2008-09	30
3. 2018-19	28
2000-01	28
1999-00	28
6. 2009-10	27
7. 2003-04	25
1997-98	25
9. 2007-08	24
2004-05	24
2002-03	24
1959-60	24

GAMES LOST

Year	Losses
1. 1981-82	23
2. 1957-58	20
3. 2017-18	17
2016-17	17
1992-93	17
1990-91	17
1968-69	17
8. 2011-12	16
1989-90	16
1988-89	16
1986-87	16
1985-86	16
1980-81	16

WINNING PERCENTAGE

Year	Percentage
1. 2010-11	.882
2. 2003-04	.862
3. 2008-09	.857
4. 1959-60	.828
5. 2000-01	.824
1999-00	.824
7. 2018-19	.800
8. 1966-67	.786
9. 1974-75	.778
10. 2009-10	.771

TOTAL POINTS

Year	Points
1. 2018-19	2,753
2. 1969-70	2,619
3. 1987-88	2,592
4. 2007-08	2,585
5. 1986-87	2,566
6. 2009-10	2,559
7. 2011-12	2,551
8. 2008-09	2,534
9. 1963-64	2,527
10. 2017-18	2,489

POINTS PER GAME

Year	Average
1. 1969-70	90.3
2. 1967-68	87.9
3. 1963-64	87.1
4. 1979-80	86.3
5. 1970-71	86.1
6. 1964-65	85.4
7. 1974-75	84.9
8. 1972-73	84.5
9. 1984-85	84.5
10. 1987-88	83.6

TOTAL REBOUNDS

Year	Rebounds
1. 1959-60	1,618
2. 1969-70	1,566
3. 1961-62	1,511
4. 1963-64	1,445
5. 2018-19	1,403
6. 1958-59	1,381
7. 1960-61	1,354
8. 1966-67	1,343
9. 1967-68	1,333
10. 1970-71	1,324

REBOUNDS PER GAME

Year	Average
1. 1959-60	55.8
2. 1969-70	54.0
3. 1967-68	53.3
4. 1958-59	53.1
5. 1964-65	52.2
6. 1961-62	52.1
1960-61	52.1
8. 1968-69	50.5
9. 1963-64	49.8
10. 1970-71	49.0

ASSISTS

Year	Assists
1. 2007-08	620
2. 2018-19	598
3. 2009-10	584
4. 2008-09	566
5. 2005-06	552
6. 2004-05	549
7. 2000-01	511
8. 2013-14	510
9. 2006-07	504
10. 1987-88	501

ASSISTS PER GAME

Year	Average
1. 2007-08	17.7
2. 1976-77	17.4
1990-91	17.4
4. 2005-06	17.3
5. 2004-05	17.2
6. 2018-19	17.1
7. 2009-10	16.9
1969-70	16.9
9. 1977-78	16.7
1974-75	16.7

TURNOVERS

Year	Turnovers
1. 1995-96	545
2. 1988-89	526
3. 1989-90	509
4. 1986-87	506
5. 1981-82	502
6. 1987-88	495
7. 2007-08	493
1978-79	493
9. 2006-07	488
10. 2000-01	486

BLOCKS

Year	Blocks
1. 2018-19	147
2. 2014-15	142
3. 1989-90	139
4. 2000-01	132
5. 1991-92	130
6. 1999-00	126
7. 2012-13	125
8. 2009-10	123
9. 2011-12	119
10. 2013-14	116

BLOCKS PER GAME

Year	Average
1. 2014-15	4.6
1991-92	4.6
1989-90	4.6
4. 2018-19	4.2
5. 2012-13	4.0
6. 2000-01	3.9
7. 1988-89	3.8
8. 1999-00	3.7
1990-91	3.7
1992-93	3.7

STEALS

Year	Steals
1. 1999-00	235
2. 1989-90	227
3. 1983-84	225
1991-92	225
5. 1986-87	221
6. 2006-07	220
2000-01	220
8. 1985-86	217
1990-91	217
10. 2018-19	215

STEALS PER GAME

Year	Average
1. 1991-92	8.0
2. 1992-93	7.9
3. 1990-91	7.8
4. 1985-86	7.8
5. 1988-89	7.6
6. 1989-90	7.6
7. 1983-84	7.5
8. 1979-80	7.4
9. 1982-83	7.2
10. 1986-87	7.1

FIELD GOALS MADE

Year	Field Goals
1. 1969-70	1,008
2. 1963-64	977
3. 2018-19	959
4. 1974-75	951
5. 2009-10	941
6. 1978-79	929
7. 1977-78	926
8. 2007-08	923
9. 1972-73	918
1976-77	918

FIELD GOALS ATTEMPTED

Year	Attempts
1. 1963-64	2,160
2. 1969-70	2,153
3. 1959-60	2,073
4. 1964-65	2,042
5. 2018-19	2,039
6. 1966-67	1,995
7. 1961-62	1,961
8. 1967-68	1,933
9. 2009-10	1,928
10. 1986-87	1,907

FIELD GOAL PERCENTAGE

Year	Percentage
1. 1982-83	.529
2. 2004-05	.525
3. 1983-84	.515
4. 2007-08	.514
1979-80	.514
6. 1977-78	.511
7. 1978-79	.510
8. 2003-04	.509
9. 1994-95	.504
10. 1974-75	.501

THREE-POINT FG MADE

Year	Field Goals
1. 2017-18	317
2. 2018-19	274
3. 2015-16	257
4. 2009-10	242
5. 2016-17	234
6. 2014-15	233
7. 2005-06	232
8. 2008-09	222
9. 2013-14	220
10. 2011-12	208

THREE-POINT FG ATTEMPTED

Year	Attempts
1. 2017-18	870
2. 2018-19	772
3. 2015-16	695
4. 2016-17	618
5. 2014-15	591
6. 2009-10	585
7. 2005-06	579
8. 2011-12	566
9. 2008-09	563
10. 2010-11	562

THREE-POINT PERCENTAGE

Year	Percentage
1. 1997-98	.429
2. 2009-10	.414
3. 2013-14	.406
4. 2007-08	.401
2005-06	.401
2003-04	.401
1988-89	.401
1987-88	.401
9. 2014-15	.394
2008-09	.394

FREE THROWS MADE

Year	Free Throws
1. 1986-87	662
2. 1987-88	658
3. 1979-80	605
4. 1969-70	603
5. 1995-96	591
6. 1989-90	581
7. 1963-64	573
8. 1991-92	569
9. 2010-11	563
10. 1984-85	562

FREE THROWS ATTEMPTED

Year	Attempts
1. 1986-87	928
2. 1987-88	926
3. 1995-96	884
4. 1961-62	827
5. 1969-70	825
6. 1989-90	817
7. 1979-80	794
8. 1990-91	787
9. 1991-92	780
10. 1970-71	776

FREE THROW PERCENTAGE

Year	Percentage
1. 2007-08	.792
2. 2006-07	.780
3. 1979-80	.762
4. 2009-10	.758
5. 2018-19	.748
6. 2008-09	.740
1988-89	.740
8. 1963-64	.739
1972-73	.739
10. 2010-11	.737

POINTS

1.	vs. UNLV
2.	vs. St. Peter's
3.	vs. Creighton
4.	vs. Southern Mississippi
5.	vs. Long Beach State
6.	at New Mexico
7.	vs. St. Francis
	vs. Evansville
9.	vs. Cal State Fullerton
	vs. New Mexico State

Date

1/2/85
12/8/69
1/14/67
2/2/74
2/6/86
12/29/79
12/12/70
12/11/67
12/23/72
12/20/63

PTS.

140
125
124
121
119
117
116
116
115
115

REBOUNDS

1.	vs. Loyola (Calif.)
2.	vs. Pepperdine
3.	vs. Evansville
4.	vs. St. Peter's
	vs. Nevada
6.	vs. Doane College
7.	vs. Denver
8.	at Arizona State
9.	vs. St. Francis
	vs. Seattle

Date

12/5/64
12/1/69
12/11/67
12/8/69
12/14/64
11/30/73
2/22/69
2/11/67
12/12/70
1/13/68

Reb.

82
78
77
76
76
74
73
72
71
71

ASSISTS

1.	at Portland State
	vs. Mesa State
3.	vs. Lewis & Clark College
	vs. Pacific
	at New Mexico
6.	vs. Seattle
7.	vs. Chadron State
8.	vs. Denver
	vs. West Texas State
10.	vs. North Texas
	vs. Cal State Stanislaus

Date

2/25/78
2/10/76
11/26/05
3/5/88
12/29/79
1/16/71
12/11/93
1/29/76
12/11/69
1/28/99
1/25/77

Ast.

34
34
33
33
33
32
31
30
30
29
29

BLOCKS

1.	vs. Pacific
2.	vs. Idaho
3.	at Utah Valley
	at San José State
5.	Fresno State
	Alabama State
	Nevada
	San José State
	4 more

Date

1/13/01
1/27/01
12/13/14
1/27/80
1/9/19
12/15/18
2/10/15
1/31/14

Blk

12
11
10
10
9
9
9
9

STEALS

1.	vs. Pacific
2.	vs. San José State
	at Weber State
	vs. Montana Tech

Date

2/6/84
2/20/93
12/12/92
12/2/92

Stl

19
15
15
15

FIELD GOALS MADE

1.	at New Mexico
	at Portland State
3.	vs. Southern Mississippi
4.	vs. Cal State Fullerton
5.	vs. Loyola (Calif.)
6.	vs. Creighton
	vs. Montana State
	vs. New Mexico State
9.	vs. Lewis & Clark College
	vs. UNLV
	vs. North Texas State
	vs. St. Peter's
	vs. Boston College

Date

12/29/79
2/25/78
2/2/74
12/23/72
12/9/66
1/14/67
12/1/65
12/20/63
11/26/05
1/2/85
12/28/75
12/8/69
12/30/64

FG

53
53
51
50
49
48
48
48
47
47
47
47
47

FIELD GOALS ATTEMPTED

1.	vs. Seattle
2.	at UC Irvine
3.	vs. Pepperdine
	vs. Utah
	vs. Pacific
6.	vs. Houston Baptist
	vs. Arkansas
	vs. Montana State
	vs. Nevada
10.	at Weber State
	at Brigham Young
	vs. Boston College
	vs. Loyola (Calif.)

Date

1/13/68
2/7/81
12/1/69
1/30/65
12/7/64
2/24/73
12/27/71
2/25/65
12/14/64
2/27/74
1/22/72
12/30/64
12/5/64

Att.

104
102
101
101
101
99
99
99
99
97
97
97
97

FIELD GOAL PERCENTAGE

1.	vs. UC Davis
2.	at UC Santa Barbara
3.	vs. New Mexico State
4.	at Hawai'i-Hilo
5.	vs. Southern Oregon
6.	vs. Louisiana Tech
	at New Mexico State
	vs. Cal State Fullerton
	vs. Montana
10.	vs. Redlands

Date

11/27/04
2/5/05
3/2/85
11/26/95
11/22/97
2/28/08
2/6/71
2/11/95
2/27/78
1/5/80

M-Att.

28-36
32-45
41-59
43-62
44-65
37-55
33-49
37-55
37-55
41-61

Pct.

.778
.711
.695
.694
.677
.673
.673
.673
.673
.672

THREE-POINT FGS MADE

1.	at New Mexico State
2.	vs Boise State
3.	at Air Force
4.	vs Fresno State
	at UC Irvine
	New Mexico
	at Fresno State
	Life Pacific
	Mississippi Valley State
	Air Force
	UNLV
	at Air Force
	10 more games with

Date

2/2/06
3/8/18
3/1/16
3/15/19
12/1/18
1/31/18
1/27/18
12/16/17
11/15/17
2/25/17
1/7/17
12/31/16

FG

20
14
14
13
13
13
13
13
13
13
13
13
13

THREE-POINT FG ATTEMPTS

1.	at San José State
2.	San José State
3.	Mississippi Valley State
4.	at Air Force
	at New Mexico State
6.	Nevada
	San José State
	at Valparaiso
	at Air Force
	vs. Troy
	at Fresno State

Date

2/28/18
1/30/19
11/15/17
3/1/16
2/2/06
2/17/18
12/27/17
11/28/17
12/31/16
12/23/10
1/7/06

Att.

43
37
35
34
34
33
33
33
33
33
33

THREE-PT. FG PCT. (MIN. 5 MADE)

1.	at San José State
2.	at Hawai'i-Hilo
3.	at Weber State
4.	vs. San José State
5.	vs. South Florida
	at Fresno State
7.	vs. Oakland
	at UNLV
	at UC Irvine
10.	at Minnesota

Date

2/10/90
12/1/02
12/1/84
1/30/88
11/18/00
1/4/88
3/25/12
1/9/91
1/27/05
11/17/97

M-Att.

7-8
5-6
5-6
11-14
10-13
10-13
12-16
12-16
9-12
8-11

PCT.

.875
.833
.833
.786
.769
.769
.750
.750
.750
.727



Vince Washington scored 36 points for Utah State in the highest scoring game in Aggie history as USU lost to UNLV, 142-140, in triple overtime on Jan. 2, 1985, in the Dee Glen Smith Spectrum. At the time, it was the highest scoring game in NCAA history.



SINGLE-GAME TEAM BESTS



QUICK FACTS
OUTLOOK
AGGIE BIOS
COACHES
OPPONENTS
SEASON REVIEW
RECORDS
UNIVERSITY

FREE THROWS MADE			Date	FT
1.	vs. Cal State Fullerton		1/22/87	44
2.	vs. UC Irvine		2/7/87	43
	vs. San José State		1/24/80	43
4.	vs. UNLV		1/2/85	40
	vs. Cal State Northridge		11/26/84	40
	vs. Utah		12/23/81	40
7.	vs. Utah		1/17/70	38
8.	vs. Long Beach State		3/9/96	37
	vs. Brigham Young		2/1/68	37
10.	at Weber State		12/19/96	36
	vs. Pacific		1/30/82	36
FREE THROWS ATTEMPTED			Date	Att.
1.	vs. San José State		1/24/80	59
2.	vs. UNLV		1/2/85	57
3.	vs. Cal State Fullerton		1/22/87	55
4.	vs. Long Beach State		2/23/91	52
	vs. UC Irvine		2/7/87	52
	vs. Cal State Northridge		11/26/84	52
7.	vs. Brigham Young		2/1/68	51
8.	at Weber State		12/19/96	50
9.	vs. Pacific		1/3/94	49
	vs. Grambling State		12/5/86	49
	vs. Utah		1/17/70	49
FT PERCENTAGE (MIN. 10 MADE)		Date	M-Att.	PCT.
1.	vs. Idaho	2/23/02	17-17	1.000
	at Fresno State	1/6/07	12-12	1.000
	at New Orleans	2/21/75	12-12	1.000
	vs. Fresno State	1/15/09	10-10	1.000
	vs. Louisiana Tech	2/28/08	10-10	1.000
	vs. Utah Valley	12/20/07	10-10	1.000
7.	Boise State	12/28/16	26-27	.963
8.	vs. Cal State Fullerton	1/9/85	25-26	.961
9.	at San José State	2/22/17	19-20	.950
10.	at Colorado State	2/11/14	16-17	.941
	vs. UC Irvine	2/13/03	16-17	.941
	at Utah	1/7/65	16-17	.941
FOULS		Date	PF	
1.	vs. Wyoming	12/13/68	42	
2.	vs. Brigham Young	12/18/92	33	
	at Cal State Fullerton	1/3/91	33	
	vs. Utah	12/15/88	33	
	at Portland State	1/10/81	33	
6.	at Brigham Young	12/17/88	32	
	vs. Loyola (Calif.)	12/5/64	32	
8.	at UC Irvine	3/2/91	31	
	vs. Long Beach State	2/23/91	31	
	at UC Santa Barbara	1/4/90	31	
	Seton Hall (at Lexington, Ky.)	12/18/81	31	
	at UC Irvine	2/7/81	31	
	at Denver	1/25/75	31	
	vs. West Texas State	12/2/70	31	
TURNOVERS		Date	TO	
1.	vs. Utah	1/17/74	33	
2.	at Fresno State	2/28/81	32	
3.	at New Mexico State	2/18/95	31	
4.	at Long Beach State	1/8/94	29	
	vs. Indiana State	11/25/72	29	
	at Evansville	1/1/72	29	
	vs. Wyoming	12/13/68	29	
	vs. San José State	12/19/67	29	
9.	at UNLV	1/10/87	28	
	at UNLV	1/2/86	28	
	at Wichita State	12/23/66	28	

SINGLE-GAME OPPONENT TEAM RECORDS

POINTS

Opponent	Date	Pts.
1.	vs. UNLV	1/2/85 142
2.	at Utah	2/12/66 127
3.	vs. UNLV	1/28/91 126
4.	at UNLV	1/9/91 124
	at UNLV	2/1/90 124
6.	at Wichita State	12/23/66 123
7.	at Brigham Young	12/19/87 121
8.	vs. Boston College	12/30/64 120
9.	at UC Irvine	1/8/87 118
	vs. Brigham Young	2/1/68 118

REBOUNDS

Opponent	Date	Reb.
1.	at Brigham Young	1/6/68 77
2.	vs. Seattle	2/17/66 73
	at Utah	2/28/59 73
4.	at Washington	12/13/69 70
	at Notre Dame	2/15/69 70
6.	at Minnesota	12/19/64 69
7.	at Utah	2/3/68 68
	at Denver	1/18/68 68
9.	vs. San José State	12/19/67 67
10.	at New Mexico State	2/26/72 65

ASSISTS

Opponent	Date	Ass.
1.	at UNLV	2/1/90 37
2.	at Fresno State	2/14/91 32
	at UNLV	1/10/89 32
4.	at Brigham Young	12/6/78 30
5.	vs. UNLV	1/28/91 29
	at UNLV	2/19/83 29
	vs. Utah	11/28/81 29
	at Brigham Young	12/27/80 29
9.	at UNLV	1/9/91 28
	at Brigham Young	12/19/87 28
	at Louisiana State	12/28/84 28

BLOCKS

Opponent	Date	Blk.
1.	vs. UNLV	2/15/14 11
	at Nevada	1/13/10 11
3.	at Hawai'i	1/29/07 10
	at Fresno State	1/6/07 10
	vs. Simon Fraser	11/18/94 10
	at Brigham Young	12/27/80 10

STEALS

Opponent	Date	Stl.
1.	at Cal State Fullerton	1/21/89 21
2.	at New Mexico State	2/18/95 18
	vs. New Mexico State	2/13/95 18
4.	at Cal State Northridge	2/12/04 16
	at Cal State Northridge	3/2/02 16
	at Long Beach State	1/8/94 16
	at Rutgers	1/19/93 16
	at UNLV	1/9/91 16
	vs. Cal State Northridge	12/2/89 16



SINGLE-GAME HIGHS



USU'S 100-POINT GAMES (101)

1959-60	W 103-72	at New Mexico
1960-61	W 110-88	Los Angeles State
1960-61	W 108-78	New Mexico
1961-62	W 105-91	Loyola (Calif.)
1962-63	W 101-57	San Diego State
1962-63	W 102-87	Michigan State
12/2/63	W 102-71	Fresno State
12/20/63	W 115-75	New Mexico State
1/25/64	W 105-90	Brigham Young
2/24/64	W 103-81	Montana
2/29/64	W 125-100	at American
12/1/64	W 107-60	Idaho State
12/14/64	W 101-80	Nevada
12/30/64	L 118-120	vs. Boston College
1/30/65	L 104-111	Utah
12/1/65	W 102-68	Montana State
1/27/66	W 109-97	Lasalle
12/9/66	W 112-66	Loyola (Calif.)
12/23/66	L 106-123	at Wichita State
12/27/66	W 107-88	at Xavier
1/14/67	W 124-96	Creighton
1/16/67	W 103-91	Seattle
1/26/67	W 106-64	Hawai'i
2/4/67	W 113-88	Brigham Young
12/11/67	W 116-88	Evansville
12/16/67	W 102-83	Wichita State
12/19/67	W 110-93	San José State
1/13/68	W 110-93	Seattle
2/1/68	L 103-118	Brigham Young
1/16/69	W 102-87	Denver
12/1/69	W 113-82	Pepperdine
12/8/69	W 125-108	St. Peter's
12/11/69	W 112-87	West Texas State
1/10/70	W 105-86	Seattle
1/17/70	W 106-98	Utah
2/3/70	W 111-68	at Portland
2/14/70	W 104-77	Denver
2/16/70	W 112-102	Arizona State
12/12/70	W 116-84	St. Francis
1/16/71	W 104-81	Seattle
1/21/71	W 102-92	at Utah
2/8/71	W 103-81	at Tulane
12/1/71	W 100-71	Augustana
12/9/71	W 100-82	West Texas State
2/21/72	W 100-76	Montana State
12/23/72	W 115-60	CS Fullerton
12/29/72	W 104-83	Louisiana State
12/30/72	W 102-82	Pacific
2/5/73	W 108-82	Seattle
12/15/73	W 102-93	vs. DePaul
2/2/74	W 121-84	Southern Mississippi
2/9/74	W 105-86	Tulane
1/13/75	W 102-87	Boise State
1/25/75	W 114-89	at Denver
12/28/75	W 105-87	vs. North Texas
1/29/76	W 100-90	Denver
1/4/77	W 110-89	CSU Bakersfield
1/29/77	W 103-84	Stanford

1/14/78	W 102-66	James Madison
2/25/78	W 113-87	at Portland State
12/10/79	W 113-95	Nevada
12/29/79	W 117-83	at New Mexico
1/5/80	W 101-59	Redlands
1/19/80	W 100-92	at Long Beach State
1/8/81	W 107-63	East Central Oklahoma
1/17/81	W 106-89	Pacific
2/7/81	L 110-117	at UC Irvine
2/14/81	W 105-91	Long Beach State
11/27/82	W 100-63	CS Northridge
11/26/84	W 100-77	CS Northridge
12/14/84	W 104-83	Weber State
1/2/85	L 140-142	UNLV
3/2/85	W 105-95	New Mexico State
2/6/86	W 119-95	Long Beach State
12/5/86	W 100-80	Grambling State
2/7/87	W 106-103	UC Irvine
12/19/87	L 112-121	at Brigham Young
12/22/87	W 107-93	at Weber State
1/30/88	W 114-85	San José State
2/13/88	W 102-83	UC Irvine
3/5/88	W 102-73	Pacific
12/3/88	W 106-93	Weber State
1/16/89	W 104-71	UC Irvine
1/2/91	W 111-88	UC Irvine
3/2/91	L 107-109	at UC Irvine
12/14/91	W 109-97	vs. Oral Roberts
12/11/93	W 109-71	Chadron State
2/11/95	W 103-71	CS Fullerton
2/13/95	L 100-104	New Mexico State
2/21/95	W 106-53	Cal Poly
11/26/95	W 103-86	at Hawai'i-Hilo
11/22/97	W 111-61	Southern Oregon
12/20/97	W 100-84	Long Island
2/28/98	W 102-76	North Texas
1/25/05	W 102-65	Lewis & Clark College
2/16/11	W 100-66	Montana Western
3/25/12	W 105-81	Oakland
11/6/18	W 101-71	at Montana State
11/9/18	W 100-73	Hartford
1/30/19	W 103-73	San José State
3/5/19	W 100-96ot	at Colorado State

Overall: 92-9

Home: 75-4

Away: 14-4

Neutral: 3-1

OPPONENTS' 100-POINT GAMES (63)

1955-56	L 80-110	Denver
1956-57	L 83-100	Montana State
2/29/64	W 125-100	at American
12/30/64	L 118-120	vs. Boston College
1/30/65	L 104-11	Utah
1/22/66	L 81-115	at Brigham Young
2/12/66	L 88-127	at Utah
2/26/66	L 81-100	at Denver
12/23/66	L 106-123	at Wichita State

12/9/67	L 90-102	Utah
1/6/68	L 98-104	at Brigham Young
1/18/68	L 80-100	at Denver
2/1/68	L 103-118	Brigham Young
2/3/68	L 92-106	at Utah
11/30/68	L 88-113	at Wyoming
1/9/69	L 89-107	at Utah
1/18/69	L 91-108	at Arizona State
1/25/69	L 82-113	at Brigham Young
2/15/69	L 82-108	at Notre Dame
12/8/69	W 125-108	St. Peter's
2/16/70	W 112-102	Arizona State
2/28/70	L 92-104	at New Mexico State
3/14/70	L 79-101	vs UCLA
12/19/70	L 83-111	at Brigham Young
1/22/72	L 82-101	at Brigham Young
2/5/72	L 92-102	New Mexico State
2/26/72	L 88-108	at New Mexico State
1/1/76	L 78-102	at Utah
1/25/79	L 85-101	at San José State
12/27/80	L 89-104	at Brigham Young
2/7/81	L 110-117	at UC Irvine
2/12/81	L 99-101	UC Irvine
2/26/81	L 91-101	at Pacific
1/28/82	L 78-100	at Pacific
2/20/82	L 72-104	at UC Irvine
2/19/83	L 78-111	at UNLV
12/28/84	L 84-103	at Louisiana State
1/2/85	L 140-142	UNLV
1/21/85	L 89-101	at Pacific
2/2/85	L 83-101	at UNLV
12/7/85	L 64-115	at Illinois
12/14/85	L 76-108	at Weber State
1/2/86	L 94-100	at UNLV
12/3/86	L 86-100	at Brigham Young
1/8/87	L 96-118	at UC Irvine
1/10/87	L 94-117	at UNLV
2/5/87	L 78-113	UNLV
2/7/87	W 106-103	UC Irvine
12/19/87	L 112-121	at Brigham Young
1/19/89	L 80-102	at UNLV
12/8/89	L 90-104	vs. Colorado
2/1/90	L 90-124	at UNLV
2/22/90	L 84-103	at New Mexico State
1/9/91	L 93-124	at UNLV
1/28/91	L 83-126	UNLV
2/14/91	L 86-107	at Fresno State
2/16/91	L 92-100	at Pacific
3/2/91	L 107-109	at UC Irvine
2/6/92	L 99-111	at CS Fullerton
1/19/93	L 93-113	at Rutgers
3/12/93	L 86-104	vs. UNLV
2/13/95	L 100-104	New Mexico State
1/26/08	L 70-100	at New Mexico State

Overall: 4-59

Home: 3-11

Away: 1-44

Neutral: 0-4

QUICK FACTS

OUTLOOK

AGGIE BIOS

COACHES

OPPONENTS

SEASON REVIEW

RECORDS

UNIVERSITY

Overtime Games (103)

3/12/60	W 73-72	vs. Villanova
3/11/63	L 75-79	vs. Arizona State
12/14/64	L 91-96	at Creighton (2OT)
2/7/64	W 77-73	at Montana State
2/15/64	W 85-84	at Colorado State
12/30/64	L 118-120	vs. Boston College
2/20/67	L 75-79	Texas Western (2OT)
1/17/70	W 106-98	Utah
1/24/70	W 68-63	at California
12/27/71	W 95-94	Arkansas
1/27/72	W 87-84	at Portland
11/25/72	W 97-96	Indiana State
1/4/73	W 91-87	at Southern Miss
2/27/74	L 87-89	at Weber State (2OT)
3/5/75	W 72-70	at Weber State
2/19/76	W 94-93	at Denver
12/4/76	W 95-93	Brigham Young
2/19/77	L 78-88	at UC Santa Barbara
12/10/77	L 79-84	at Weber State
1/5/78	L 76-83	Utah
1/7/78	L 84-85	at Brigham Young (2OT)
11/28/78	L 81-84	at Utah
1/11/79	L 82-86	at Pacific (2OT)
2/15/79	L 88-92	at Long Beach State
11/30/79	W 91-84	Weber State
1/19/80	W 100-92	at Long Beach State
1/24/80	W 95-92	San José State
2/7/80	W 87-83	at UC Irvine
2/7/81	L 110-117	at UC Irvine (2OT)
1/6/83	L 77-89	UNLV
2/24/83	W 94-91	at UC Santa Barbara
1/19/84	L 94-95	at New Mexico State
12/11/84	W 92-91	Brigham Young
1/2/85	L 140-142	UNLV (3OT)
2/23/85	L 76-83	at San José State (2 OT)
11/23/85	W 87-84	at Utah
1/2/86	L 94-100	at UNLV (2OT)

1/9/86	W 82-76	CS Fullerton
2/27/86	L 92-98	at Long Beach State
12/22/86	W 93-88	vs. Fordham
1/15/87	L 91-94	Long Beach State
1/22/87	W 96-95	CS Fullerton
2/14/87	W 91-86	San José State
12/5/87	W 76-70	Utah (2OT)
12/19/87	L 112-121	at Brigham Young
3/2/89	W 95-94	at UC Irvine
1/6/90	W 83-82	CS Fullerton
1/18/90	W 72-70	at Pacific
2/16/91	L 92-100	at Pacific
12/10/91	W 74-72	at Utah
1/30/92	L 80-85	UNLV
2/6/92	L 99-111	at CS Fullerton
2/19/92	W 85-78	New Mexico State
1/26/93	L 79-80	at San José State
2/13/93	W 77-75	at UC Santa Barbara
12/29/93	L 69-73	vs. Wyoming
2/3/94	W 82-81	UNLV
2/10/94	W 79-77	at UC Irvine
2/17/94	W 80-76	Long Beach State
2/26/94	W 84-79	at Pacific
2/13/95	L 100-104	New Mexico State (2OT)
3/16/95	L 87-93	Illinois State
11/24/95	L 61-63	vs. Wichita State (2OT)
12/16/95	L 79-81	vs. Weber State
1/8/96	W 75-71	at Nevada
1/13/96	W 73-71	Pacific (2OT)
1/15/96	W 60-58	San José state
3/10/96	L 75-76	vs. San José State
1/9/97	W 73-60	at Boise State
2/6/97	L 71-77	at Pacific
1/15/98	W 91-88	at Cal Poly
1/17/98	W 69-66	at UC Santa Barbara
2/26/98	W 84-82	New Mexico State
1/16/99	L 65-66	UC Santa Barbara
12/29/99	W 68-65	San Diego

11/19/00	L 76-80	vs. Austin Peay
2/24/01	L 77-78	at Boise State
3/15/01	W 77-68	vs. Ohio State
12/1/01	W 90-81	Brigham Young
1/15/03	L 73-75	at UC Irvine
3/13/03	W 89-83	vs. CS Fullerton
2/19/04	W 77-72	UC Riverside
1/13/05	L 66-73	at Pacific (2OT)
11/19/05	W 72-67	at Oral Roberts
1/07/06	L 96-99	at Fresno State (2OT)
3/11/06	L 63-70	at Nevada
12/23/06	L 75-77	at Santa Clara
3/1/07	W 79-77	Nevada
12/31/08	W 90-85	Wyoming
1/31/09	W 83-77	at Fresno State
1/13/10	W 79-72	at Nevada
1/29/11	W 89-84	at Hawai'i (2OT)
11/22/11	L 55-58	at Texas A&M-CC
11/18/12	W 80-78	at Santa Clara
1/5/13	W 82-75	Idaho
2/14/13	L 68-70	Denver
12/20/13	W 77-71	UC Santa Barbara
1/25/14	L 69-74	San Diego State
11/26/14	L 70-77	at UC Davis
12/20/14	L 65-68	South Dakota State
1/24/15	L 77-79	at UNLV
12/10/16	W 80-79	at Utah Valley
1/3/18	W 81-79	Fresno State
2/23/19	W 78-71	at Boise State
3/5/19	W 100-96	at Colorado State

Overall: 59-46
Home: 25-12
Away: 29-27
Neutral: 4-7
Multiple OT: 3-13





ALL-TIME HONORS



NATIONAL HONORS

ASSOCIATED PRESS ALL-AMERICANS

1965	Wayne Estes (first team)
1969	Marvin Roberts (HM)
1971	Marvin Roberts (HM)
2007	Jaycee Carroll (HM)
2008	Jaycee Carroll (HM)
2009	Gary Wilkinson (HM)
2011	Tai Wesley (HM)

BASKETBALL NEWS ALL-AMERICANS

1969	Marvin Roberts (third team)
2002	Tony Brown (HM)

CONVERSE ALL-AMERICANS

1965	Wayne Estes
------	-------------

UPI ALL-AMERICANS

1969	Marvin Roberts
1971	Marvin Roberts

HELMS ATHLETIC FOUNDATION ALL-AMERICANS

1951	Bert Cook
1960	Cornell Green
	Max Perry
1961	Cornell Green
1964	Wayne Estes
1965	Wayne Estes
1967	Shaler Halimon
1969	Marvin Roberts
1970	Marvin Roberts
1971	Marvin Roberts

NAISMITH MEMORIAL BASKETBALL HALL OF FAME

1964	Ladell Andersen
1967	Wayne Estes

ACADEMIC ALL-AMERICANS

1964	Gary Watts
1980	Dean Hunger
1982	Larry Bergeson
1996	Eric Franson

NCAA POSTGRADUATE SCHOLARSHIP

1996	Eric Franson
------	--------------

USBWA ALL-DISTRICT VIII

2017	Jalen Moore
2019	Sam Merrill
	Neemias Queta

USBWA DISTRICT VIII COACH OF THE YEAR

2019	Craig Smith
------	-------------

NABC ALL-DISTRICT 17

2017	Jalen Moore (2nd)
2018	Koby McEwen (2nd)
2019	Sam Merrill (1st)
	Neemias Queta (2nd)

NABC DISTRICT 17 COACH OF THE YEAR

2019	Craig Smith
------	-------------

JIM PHELAN COACH OF THE YEAR

2011	Stew Morrill
------	--------------

BIG WEST CONFERENCE HONORS

BIG WEST DOUBLE-DECADE TEAM

Greg Grant (2nd)

BIG WEST PLAYER OF THE YEAR

1980	Dean Hunger
1986	Greg Grant
1995	Eric Franson

BIG WEST FRESHMAN OF THE YEAR

1983	Greg Grant
1989	Kendall Youngblood
1991	Bryon Ruffner
2005	Jaycee Carroll

BIG WEST COACH OF THE YEAR

1980	Rod Tueller (co-winner)
1995	Larry Eustachy
1998	Larry Eustachy
2000	Stew Morrill
2002	Stew Morrill

BIG WEST DEFENSIVE PLAYER OF THE YEAR

2001	Shawn Daniels
------	---------------

BIG WEST HUSTLE PLAYER OF THE YEAR

2003	Spencer Nelson
2004	Spencer Nelson
2005	Spencer Nelson

BIG WEST SIXTH MAN OF THE YEAR

2004	Nate Harris
------	-------------

ALL-BIG WEST (1979-2005)

1979	Dean Hunger (1st)
	Brian Jackson (2nd)
	Keith McDonald (2nd)
1980	Dean Hunger (1st)
	Brian Jackson (2nd)
	Rich McElrath (2nd)
1981	Brian Jackson (1st)
1983	Greg Grant (2nd)
1984	Greg Grant (2nd)
1985	Greg Grant (1st)
	Vince Washington (2nd)
1986	Greg Grant (1st)
1987	Kevin Nixon (2nd)
1988	Kevin Nixon (1st)
	Dan Conway (2nd)
1989	Reid Newey (1st)
1990	Kendall Youngblood (2nd)
1991	Kendall Youngblood (2nd)
1992	Kendall Youngblood (1st)
1993	Jay Goodman (2nd)
1994	Eric Franson (2nd)
1995	Eric Franson (1st)
	Corwin Woodward (2nd)
	Roddie Anderson (2nd)
1996	Eric Franson (1st)
	Silas Mills (2nd)
1997	Marcus Saxon (1st)
	Maurice Spillers (2nd)
1998	Marcus Saxon (1st)
	Kevin Rice (2nd)

1999	Donnie Johnson (2nd)
2000	Shawn Daniels (1st)
	Troy Rolle (1st)
2001	Shawn Daniels (1st)
	Bernard Rock (1st)
	Tony Brown (2nd)
2002	Tony Brown (1st)
	Desmond Penigar (1st)
2003	Desmond Penigar (1st)
2004	Mark Brown (1st)
	Cardell Butler (1st)
	Nate Harris (1st)
	Spencer Nelson (2nd)
2005	Nate Harris (1st)
	Spencer Nelson (1st)
	Jaycee Carroll (2nd)

BIG WEST ALL-TOURNAMENT

1979	Keith McDonald
	Dean Hunger
1981	Brian Jackson
1988	Dan Conway
	Kevin Nixon
1996	Justin Jones
	Silas Mills
	Antwan Smith
1997	Marcus Saxon
1998	Marcus Saxon (MVP)
	Kevin Rice
	Donnie Johnson
2000	Shawn Daniels (co-MVP)
	Troy Rolle (co-MVP)
2001	Bernard Rock (MVP)
	Shawn Daniels
	Curtis Bobb
2002	Tony Brown
	Desmond Penigar
2003	Desmond Penigar (MVP)
	Mark Brown
	Cardell Butler
2005	Jaycee Carroll (MVP)
	Nate Harris
	Spencer Nelson

BIG WEST ALL-FRESHMAN TEAM

1983	Greg Grant
1984	Reid Newey
1986	Gilbert Pete
1989	Kendall Youngblood
1991	Bryon Ruffner
	Eric Franson
1992	Nate Wickizer
1993	John Wickizer
1994	Jarobi Kemp
1999	Tony Brown
2003	Nate Harris
2005	Jaycee Carroll

BIG WEST PLAYER OF THE WEEK

1979	Dean Hunger
1980	Rich McElrath
	Dean Hunger
	Brian Jackson
1981	Brian Jackson

1982	Leo Cunningham
1983	Greg Grant
1984	Greg Grant (2)
1985	Vince Washington
	Greg Grant
1986	Greg Grant (2)
1988	Jeff Anderson
	Kevin Nixon
	Dan Conway
1989	Dan Conway
1990	Darrel White
1991	Kendall Youngblood (2)
	Jay Goodman
1992	Kendall Youngblood (2)
1993	Rod Hay
	Jay Goodman
1994	Nate Wickizer
1995	Eric Franson (3)
	Corwin Woodard
1997	Maurice Spillers
1998	Donnie Johnson
1999	Troy Rolle
	Donnie Johnson
2000	Shawn Daniels
	Tony Brown
2001	Tony Brown
	Shawn Daniels
	Curtis Bobb
2002	Desmond Penigar (3)
	Tony Brown
2003	Mark Brown
	Spencer Nelson
	Desmond Penigar
2004	Nate Harris (3)
	Mark Brown
	Spencer Nelson
2005	Nate Harris
	Spencer Nelson (3)

WAC HONORS

WAC PLAYER OF THE YEAR

2008	Jaycee Carroll
2009	Gary Wilkinson
2011	Tai Wesley

WAC COACH OF THE YEAR

2009	Stew Morrill
2010	Stew Morrill
2011	Stew Morrill

ALL-WAC (2006-2013)

2006	Nate Harris (1st)
	Jaycee Carroll (2nd)
	Jaycee Carroll (1st)
2007	Jaycee Carroll (1st)
2008	Jaycee Carroll (1st)
	Gary Wilkinson (2nd)
2009	Gary Wilkinson (1st)
	Jared Quayle (2nd)
2010	Jared Quayle (1st)
	Tai Wesley (1st)
2011	Tai Wesley (1st)
	Brockeith Pane (1st)
	Brian Green (2nd)

QUICK FACTS

OUTLOOK

AGGIE BIOS

COACHES

OPPONENTS

SEASON REVIEW


RECORDS

UNIVERSITY

UTAH STATE CONFERENCE PLAYERS OF THE YEAR



DEAN HUNGER
1980 BIG WEST



GREG GRANT
1986 BIG WEST



ERIC FRANSON
1995 BIG WEST



JAYCEE CARROLL
2008 WAC



GARY WILKINSON
2009 WAC



TAI WESLEY
2011 WAC



SAM MERRILL
2019 MOUNTAIN WEST

ALL-WAC (2006-2013) (CONT.)

2012	Preston Medlin (1st)
2013	Spencer Butterfield (2nd) Jarred Shaw (2nd)

ALL-NEWCOMER TEAM (2006-2013)

2008	Gary Wilkinson
2009	Jared Quayle
2010	Nate Bendall Brian Green
2011	Brockeith Pane
2012	Kyisean Reed
2013	Spencer Butterfield Jarred Shaw

ALL-DEFENSIVE TEAM (2006-2013)

2010	Pooh Williams
2011	Tyler Newbold

WAC ALL-TOURNAMENT

2006	Nate Harris
2007	Jaycee Carroll Chaz Spicer
2008	Jaycee Carroll
2009	Gary Wilkinson (MVP) Jared Quayle Tai Wesley

2010	Jared Quayle Tai Wesley
2011	Brockeith Pane (MVP) Nate Bendall Tai Wesley

WAC PLAYER OF THE WEEK

2006	Jaycee Carroll Nate Harris
2007	Jaycee Carroll (2)
2008	Jaycee Carroll (3) Stephen DuCharme
2009	Gary Wilkinson (3) Jared Quayle
2010	Tai Wesley (3) Jared Quayle
2011	Tai Wesley (3) Brian Green Brady Jardine
2012	Brockeith Pane Preston Medlin
2013	Kyisean Reed Preston Medlin Spencer Butterfield (2)

MOUNTAIN WEST HONORS

MW PLAYER OF THE YEAR

2019	Sam Merrill
------	-------------

MW COACH OF THE YEAR

2019	Craig Smith
------	-------------

MW FRESHMAN OF THE YEAR

2017	Koby McEwen
2019	Neemias Queta

MW DEFENSIVE PLAYER OF THE YEAR

2019	Neemias Queta
------	---------------

ALL-MW (2014-PRES)

2014	Spencer Butterfield (HM) Jarred Shaw (HM)
2015	Jalen Moore (2nd) David Collette (3rd) Chris Smith (HM)
2016	Jalen Moore (3rd) Chris Smith (3rd)
2017	Jalen Moore (2nd) Koby McEwen (HM)
2018	Koby McEwen (3rd) Sam Merrill (3rd)
2019	Sam Merrill (1st) Neemias Queta (2nd)

MW ALL-TOURNAMENT

2019	Sam Merrill (MVP) Neemias Queta
------	------------------------------------

MW PLAYER OF THE WEEK

2015	David Collette
2016	Chris Smith (2)
2018	Koby McEwen (2)
2019	Sam Merrill



Spencer Butterfield led the WAC in free throw percentage in 2013, converting 83.5 percent.

NCAA STATISTICAL CHAMPION

MOST IMPROVED

1983 +15

REBOUND MARGIN

1994 +8.6
1997 +10.8

FIELD GOAL PERCENTAGE

2005 52.5
2008 51.4
2009 49.6

FREE THROW PERCENTAGE

2008 79.2

ASSIST-TO-TURNOVER RATIO

2010 1.63

BIG WEST STATISTICAL CHAMPION

TEAM

SCORING OFFENSE

1979 78.1
1980 86.3
1985 84.6

SCORING DEFENSE

1994 69.2
1995 68.9
2000 61.2
2001 57.6
2002 58.1
2003 60.0
2004 58.1
2005 57.8

SCORING MARGIN

1995 9.8
2001 13.1
2002 8.9
2003 6.6
2004 11.2
2005 14.6

FIELD GOAL PERCENTAGE

1979 .510
1983 .502
1988 .499
1989 .486
1995 .504
1996 .472
2001 .485
2003 .463
2004 .509
2005 .525

THREE-POINT FIELD GOAL PERCENTAGE

1998 .429
2004 .401
2005 .391

FREE THROW PERCENTAGE

1980 .762
1989 .737
1990 .712
1993 .711
1994 .702

REBOUNDING

1981 38.0
1982 36.9
1992 39.8
1995 40.9
1996 39.5
1997 37.4
1998 35.6

INDIVIDUAL

SCORING

1986 Greg Grant 22.6
1995 Eric Franson 18.4

REBOUNDS

1997 Maurice Spillers 8.3
2003 Spencer Nelson 7.4

ASSISTS

1980 Rich McElrath 6.4
2004 Mark Brown 4.9

BLOCKED SHOTS

1987 Gilbert Pete 1.8
2001 Shawn Daniels 1.7

STEALS

1986 Greg Grant 2.4
1993 Jay Goodman 3.8

FIELD GOAL PERCENTAGE

1980 Dean Hunger .606
2004 Nate Harris .677
2005 Nate Harris .652

THREE-POINT FIELD GOAL PERCENTAGE

1996 Justin Jones .467
1998 Justin Jones .496
2004 Mark Brown .439
2005 Jaycee Carroll .476

THREE-POINT FIELD GOALS MADE

1989 Reid Newey 3.5

FREE THROW PERCENTAGE

1980 Rich McElrath .848
1984 Vince Washington .841
1985 Vince Washington .856
1991 Bryon Ruffner .837
1992 Jay Goodman .891
1993 Jay Goodman .854
1994 Jarobi Kemp .835

WAC STATISTICAL CHAMPION

TEAM

FIELD GOAL PERCENTAGE

2006 .498
2008 .514
2009 .496
2010 .488
2011 .470

FIELD GOAL PERCENTAGE DEFENSE

2009 .419
2010 .405
2011 .383

THREE-POINT FIELD GOAL PERCENTAGE

2006 .401
2008 .401
2010 .414

DEFENSIVE THREE-POINT FG PERCENTAGE

2010 .322
2011 .302

FREE THROW PERCENTAGE

2006 .722
2007 .780
2008 .792
2010 .758

ASSISTS

2006 17.25
2009 16.17
2010 16.69
2011 14.71

SCORING DEFENSE

2008 68.1
2009 62.0
2010 59.9
2011 58.7
2012 64.9

SCORING MARGIN

2009 +10.4
2010 +13.2
2011 +13.4

REBOUND MARGIN

2010 +6.0
2011 +7.6
2013 +8.5

INDIVIDUAL

SCORING

2007 Jaycee Carroll 21.3
2008 Jaycee Carroll 22.4

FREE THROW SHOOTING

2007 Jaycee Carroll .888
2008 Jaycee Carroll .919
2013 Spencer Butterfield .835

THREE-POINT FIELD GOAL PERCENTAGE

2007 Jaycee Carroll .432
2008 Jaycee Carroll .498
2010 Brian Green .500
2011 Brian Green .469

FIELD GOAL PERCENTAGE

2012 Kyiesean Reed .614

ASSISTS

2008 Kris Clark 6.4

ASSIST-TO-TURNOVER RATIO

2007 Kris Clark 2.21
2009 Tyler Newbold 3.96
2010 Jared Quayle 2.57

MOUNTAIN WEST STATISTICAL CHAMPION

TEAM

FREE THROW PERCENTAGE

2019 .748

FIELD GOAL PERCENTAGE

2017 .461

FIELD GOAL PERCENTAGE DEFENSE

2019 .393

THREE-POINT FIELD GOAL PERCENTAGE

2014 .406
2015 .394

THREE-POINT FG PERCENTAGE DEFENSE

2015 .297

REBOUNDING OFFENSE

2019 40.1

REBOUND MARGIN

2014 +5.8
2019 +8.8

BLOCKS

2019 4.2

ASSISTS

2014 15.94
2019 17.0

DEFENSIVE REBOUNDS

2019 29.1

DEFENSIVE REBOUND PERCENTAGE

2019 .774

INDIVIDUAL

THREE-POINT FIELD GOAL PERCENTAGE

2014 Spencer Butterfield .460
2016 Chris Smith .450
2018 Sam Merrill .534

FIELD GOAL PERCENTAGE

2015 David Collette .591

FREE THROW PERCENTAGE

2019 Sam Merrill .909

BLOCKS

2019 Neemias Queta 2.4

ASSIST/TURNOVER RATIO

2017 Sam Merrill 3.3

MINUTES PLAYED

2017 Jalen Moore 35.5

QUICK FACTS

OUTLOOK

AGGIE BIOS

COACHES

OPPONENTS

SEASON REVIEW

RECORDS

UNIVERSITY

QUICK FACTS

OUTLOOK

AGGIE BIOS

COACHES

OPONENTS

SEASON REVIEW

RECORDS

UNIVERSITY



Desmond Penigar is the last Utah State Aggie to play for a team in the NBA. Penigar played 10 games for the Orlando Magic in 2004, averaging 3.2 points and 2.4 rebounds per game.

AGGIES IN THE NBA

Bert Cook
New York, 1955
37 games, 3.2 ppg., 1.9 rpg.

Patrick Dunn
Philadelphia, 1958
28 games, 2.5 ppg., 1.1 rpg.

Shaler Halimon
Philadelphia, 1969
Chicago, 1970-71
Atlanta, 1972
Dallas, 1973
170 games, 6.7 ppg., 3.4 rpg.

Ariel Maughan
Detroit, 1947
Providence, 1948
St. Louis, 1948-50
Washington, 1951
259 games, 7.9 ppg., 4.0 rpg.

Marvin Roberts
Los Angeles, 1977
28 games, 2.1 ppg., 0.9 rpg.

Nathaniel Williams
Cincinnati, 1972
Kansas City-Omaha, 1973-75
New Orleans, 1976-78
Golden State, 1978-79
642 games, 12.0 ppg., 3.8 rpg.

Desmond Penigar
Orlando, 2004
10 games, 3.2 ppg., 2.4 rpg.

AGGIES IN THE ABA

Lawrence Bunce
Anaheim, 1968
Denver, Dallas, 1969
129 games, 8.9 ppg., 6.4 rpg.

Hal Hale
Houston, 1968
72 games, 5.0 ppg., 2.9 rpg.

Marvin Roberts
Denver, 1972-74
Kentucky, 1975-76
374 games, 8.8 ppg., 4.1 rpg.

AGGIES IN THE NBA DRAFT

(Round if available)

1952
Bert Cook, New York
1953
Darrell Tucker, Milwaukee
Bill Hull, Syracuse
1954
Bill Hull, Rochester
1956
Pat Dunn, New York
1960
Jerry Schofield, New York (16)
1962
Cornell Green, Chicago (5)
1964
Troy Collier, Los Angeles (6)
1965
Leroy Walker, St. Louis (9)
1967
Larry Bunce, Seattle (4)
1968
Shaler Halimon (1)
Jimmy Smith, Seattle (9)
1971
Marvin Roberts, Detroit (3)
Nate Williams, Cincinnati (hardship)
1975
Jim Moore, Seattle (4)
Rich Haws, Seattle (9)
1976
Ed Gregg, Los Angeles (8)
1978
Mike Santos, Buffalo (3)
1979
Keith McDonald, Utah (8)
1980
Dean Hunger, Houston (4)
1981
Brian Jackson, Portland (2)
1982
Leo Cunningham, Portland (6)
1986
Greg Grant, Detroit (6)



Utah State was ranked as high as No. 19 in the AP Poll during the 2010-11 season when the Aggies finished 30-4 overall and 15-1 in the WAC. USU faced Kansas State in the NCAA Tournament, falling 73-68.

UTAH STATE IN THE AP POLL

DATE	RANK	RESULT	OPPONENT
1/9/60	17th	W 73-61	at Utah
1/15/60	12th	W 88-60	Wyoming
1/16/60	12th	W 73-65	Colorado State
1/23/60	9th	W 83-75	at Montana
1/29/60	9th	W 84-53	BYU
2/5/60	9th	W 99-69	Denver
2/6/60	9th	W 86-59	New Mexico
2/13/60	7th	W 75-64	at BYU
2/19/60	7th	L 60-68	at Colorado St.
2/20/60	7th	W 81-67	at Wyoming
2/25/60	8th	W 89-63	Montana
2/27/60	8th	L 75-77	Utah
3/3/60	10th	W 103-72	at New Mexico
3/5/60	10th	W 76-71	at Denver
3/12/60	8th	W 73-72 ot	vs. Villanova
3/19/60	8th	W 99-83	vs. St. Bonaventure
3/20/60	8th	L 62-68	vs. Providence
12/13/60	14th	W 67-62	vs. Georgia Tech
12/16/60	14th	W 74-65	New Mexico State
2/26/70	20th	W 83-73	at West Texas St.
2/28/70	20th	L 92-104	at New Mexico St.
3/4/70	18th	W 86-73	at BYU
3/7/70	18th	W 91-81	vs. UTEP
3/12/70	16th	W 69-68	vs. Santa Clara
3/14/70	16th	L 79-101	vs. UCLA
12/1/70	12th	W 95-89	Ohio State
12/2/70	12th	L 78-81	West Texas State
12/5/70	12th	W 94-77	Utah
12/7/70	12th	W 66-64	UC Santa Barbara
12/10/70	16th	W 80-74	Gonzaga
12/12/70	16th	W 116-84	St. Francis
12/19/70	15th	L 83-111	at BYU
12/21/70	15th	W 92-69	Fresno State
12/29/70	19th	W 84-78	vs. Wichita State
12/30/70	19th	W 97-81	vs. LSU
1/9/71	15th	W 82-73	Denver
1/11/71	15th	W 86-70	at Montana State
1/14/71	17th	W 90-67	Portland

1/16/71	17th	W 104-81	Seattle
1/23/71	12th	W 72-70	BYU
1/25/71	12th	W 82-74	Long Island
1/30/71	9th	L 72-76	at Air Force
2/1/71	9th	W 98-68	Montana State
2/6/71	13th	L 90-93	at New Mexico St.
2/8/71	13th	W 103-81	at Tulane
2/13/71	19th	W 99-85	at Seattle
2/15/71	19th	L 74-96	at Denver
2/23/71	16th	L 62-63	Weber State
2/27/71	16th	W 77-67	New Mexico State
3/13/71	16th	L 82-91	BYU
2/5/04	24th	W 57-43	Cal Poly
2/7/04	24th	W 63-54	UC Santa Barbara
2/12/04	19th	W 69-47	at CS Northridge
2/14/04	19th	L 60-64	at Pacific
2/26/04	24th	W 67-47	at Long Beach St.
2/28/04	24th	W 59-56	at UC Irvine
3/5/04	23rd	W 64-60	at Idaho
3/12/04	22nd	L 62-63	vs. CS Northridge
3/17/04	25th	L 74-85	Hawai'i
2/5/09	25th	W 78-59	New Mexico State
2/7/09	25th	W 60-52	Louisiana Tech
2/12/09	21st	W 62-53	at Idaho
2/14/09	21st	L 56-66	at Boise State
2/2/11	22nd	W 67-45	Nevada
2/5/11	22nd	W 77-49	Boise State
2/9/11	21st	L 56-64	at Idaho
2/12/11	21st	W 71-55	Fresno State
2/16/11	25th	W 100-66	Montana Western
2/19/11	25th	W 75-65	at Saint Mary's
3/2/11	25th	W 58-54	at New Mexico St.
3/5/11	25th	W 72-30	at Louisiana Tech
3/11/11	23rd	W 58-54	vs. San José State
3/12/11	23rd	W 77-69	vs. Boise State
3/17/11	19th	L 68-73	vs. Kansas State
3/22/19	25th	L 61-78	vs. Washington

Overall Record as AP Ranked Team: 56-19 (.747)

NATIONAL RANKINGS

UTAH STATE RANKING IN FINAL AP POLLS

1960	8th
1962	18th
1970	16th
2019	25th

UTAH STATE RANKING IN FINAL COACHES' POLLS

1960	7th
1962	19th
1964	15th
1967	14th
1970	17th
1975	13th
1978	17th
2011	25th
2019	25th





NATIONAL POLLS



UTAH STATE VS AP RANKED TEAMS

QUICK FACTS	UTAH STATE VS AP RANKED TEAMS											
	DATE	RANK	RESULT	OPPONENT								
OUTLOOK	2/5/49	12th	L 58-64	Utah	12/20/76	16th	L 71-79	at Indiana	11/26/96	4th	L 41-60	Utah
	2/7/49	12th	L 42-61	at Utah	12/29/76	8th	L 68-88	at UCLA	12/10/97	9th	L 55-71	at Utah
	2/18/49	19th	L 55-66	Wyoming	1/1/77	19th	L 78-102	at Utah	3/12/98	20th	L 68-82	vs. Maryland
AGGIE BIOS	2/19/49	19th	L 31-45	Wyoming	12/23/77	17th	W 73-71	at Utah	11/18/98	9th	W 62-54	Utah
	2/25/49	16th	L 52-62	at Utah	12/22/79	18th	L 84-89	BYU	11/22/99	7th	L 58-60	vs. Florida
	2/26/49	16th	L 40-58	Utah	2/12/80	13th	L 83-84	at BYU	3/17/00	20th	L 67-75	vs. Connecticut
COACHES	3/5/49	12th	L 44-63	at Wyoming	12/6/80	19th	L 79-82	BYU	12/6/00	22nd	W 58-57	Utah
	3/7/49	12th	L 44-65	at Wyoming	12/27/80	20th	L 89-104	at BYU	3/17/01	15th	L 50-75	vs. UCLA
	1/3/50	20th	L 45-70	at Kansas State	2/27/82	14th	L 61-73	Fresno State	3/20/03	6th	L 61-64	vs. Kansas
OPPONENTS	1/28/50	14th	W 43-36	Wyoming	1/6/83	11th	L 77-89 ot	UNLV	2/12/05	24th	L 63-64	Pacific
	1/30/50	14th	L 28-32	Wyoming	2/19/83	1st	L 78-11	at UNLV	3/12/05	18th	W 65-52	vs. Pacific
	12/29/50	14th	L 49-69	vs. Wyoming	1/14/84	14th	L 88-93	UNLV	3/17/05	9th	L 53-66	vs. Arizona
SEASON REVIEW	2/2/51	12th	L 57-83	at BYU	2/9/84	4th	L 75-97	at UNLV	2/25/06	25th	L 57-75	Nevada
	2/3/51	12th	L 42-51	at BYU	3/9/84	13th	L 78-91	vs. UNLV	3/11/06	21st	L 63-70ot	at Nevada
	12/29/53	8th	L 61-88	at Illinois	12/28/84	18th	L 71-103	at LSU	3/16/06	17th	L 61-75	vs. Washington
RECORDS	1/14/55	9th	L 55-88	at Utah	2/2/85	16th	L 83-100	at UNLV	3/1/07	10th	W 79-77 ot	Nevada
	1/28/55	7th	W 62-60	Utah	12/7/85	12th	L 64-115	at Illinois	3/9/07	10th	W 79-77	vs. Nevada
	12/11/56	14th	L 59-66	Seattle	1/2/86	13th	L 94-100 2ot	at UNLV	3/20/09	24th	L 57-58	vs. Marquette
UNIVERSITY	12/23/57	5th	L 64-92	at Kentucky	2/1/86	10th	L 79-87	UNLV	3/19/10	23rd	L 53-69	vs. Texas A&M
	1/11/58	19th	L 57-81	at Utah	11/30/86	17th	L 82-84	vs. North Carolina St.	11/17/10	23rd	L 72-78	at BYU
	1/9/60	5th	W 73-61	at Utah	1/10/87	1st	L 94-117	at UNLV	12/4/10	14th	L 51-68	at Georgetown
UNIVERSITY	2/27/60	5th	L 75-77	Utah	2/5/87	1st	L 78-113	UNLV	3/17/11	21st	L 68-73	vs. Kansas State
	3/12/60	17th	W 73-72 ot	vs. Villanova	1/19/88	8th	L 83-87	UNLV	12/31/11	15th	L 64-66	at Mississippi St.
	3/19/60	9th	W 99-83	vs. St. Bonaventure	2/18/88	11th	L 74-94	at UNLV	1/25/14	7th	L 69-74	at San Diego St.
UNIVERSITY	3/20/60	14th	L 62-68	vs. Providence	1/19/89	10th	L 80-102	at UNLV	2/18/14	6th	L 45-60	at San Diego St.
	12/23/61	6th	L 72-74	USC	1/25/89	13th	L 68-94	UNLV	2/25/14	25th	L 58-67	at New Mexico
	12/28/62	7th	W 78-65	vs. USC	2/1/90	12th	L 90-124	at UNLV	3/13/14	8th	L 39-73	vs San Diego St.
UNIVERSITY	3/11/63	4th	L 75-79 ot	vs. Arizona State	2/22/90	24th	L 84-103	at New Mexico St.	11/29/15	6th	L 52-85	at Duke
	12/19/64	4th	L 69-88	at Minnesota	3/1/90	2nd	L 82-84	UNLV	11/22/16	15th	L 64-85	vs Purdue
	12/23/64	5th	L 71-86	at San Francisco	1/9/91	1st	L 93-124	at UNLV	11/18/17	17th	L 66-79	at Gonzaga
UNIVERSITY	12/2/67	5th	L 55-84	at Kansas	1/26/91	23rd	L 66-86	at New Mexico St.	2/17/18	24th	L 87-93	Nevada
	12/30/67	4th	L 66-85	vs. Tennessee	1/28/91	1st	L 83-126	UNLV	12/20/18	21st	L 50-60	at Houston
	12/20/68	11th	L 61-67	Kansas	2/21/91	15th	L 75-83	New Mexico State	1/2/19	5th	L 49-72	at Nevada
UNIVERSITY	1/31/70	12th	W 91-84	Houston	1/30/92	21st	L 80-85 ot	UNLV	3/2/19	12th	W 81-76	Nevada
	2/7/70	6th	L 90-95	New Mexico State	3/3/92	6th	L 53-65	at UNLV	Utah State vs. Associated Press Ranked Teams USU vs. Ranked Teams: 17-101 (.144) USU vs. No. 1: 0-5 (.000) USU vs. Top Five: 1-22 (.045) USU vs. Top 10: 9-30 (.231) (NOTE: AP Polls from 1962-68 included only 10 teams.)			
	2/28/70	5th	L 92-104	at New Mexico St.	1/30/93	10th	L 78-87	UNLV				
UNIVERSITY	3/14/70	2nd	L 79-101	vs. UCLA	2/27/93	13th	L 86-94	at UNLV				
	12/30/70	18th	W 97-81	vs. LSU	3/12/93	19th	L 86-104	vs. UNLV				
	12/6/71	5th	L 60-71	at Ohio State	12/3/91	13th	L 62-71	Utah				
UNIVERSITY	12/22/71	7th	L 84-87	BYU	12/10/91	10th	W 74-72	at Utah				
	1/22/72	13th	L 82-101	at BYU	1/30/92	21st	L 80-85	UNLV				
	12/16/72	17th	L 80-88	at BYU	3/3/92	6th	L 53-65	at UNLV				
UNIVERSITY	1/20/73	19th	L 69-79	BYU	2/5/94	23rd	W 69-68	New Mexico State				
					12/9/95	14th	L 43-59	at Utah				



TEAM RECORDS



UTAH STATE'S LARGEST MARGINS OF VICTORY

POINTS	SCORE	OPPONENT	DATE
76	92-16	Kurley Kilowatts	1938-39
69	80-11	Lincoln Athletic Club	1924-25
68	84-16	Weber HS	1913-14
64	82-18	Armour Creamery	1930-31
59	83-24	Ft. Douglas	1942-43
59	78-19	Combined Teams	1932-33
56	99-43	WESTERN STATE	12/15/01
55	115-60	CAL STATE FULLERTON	12/23/72
53	106-53	CAL POLY	2/21/95
53	75-22	Cache All-Starts	1912-13
52	69-17	Oneida Stake Academy	1916-17
51	98-47	Eastern Washington	1953-54
51	60-9	38th Infantry	1929-30
50	79-29	MONTANA TECH	12/9/00
50	111-61	SOUTHERN OREGON	11/22/97
50	66-16	Idaho College	1926-27
50	79-29	Weber Junior College	1944-45
47	107-60	IDAHO STATE	12/1/64
47	65-18	Branch Ag College	1913-14
46	98-52	CHAMINADE	12/18/95
46	112-66	LOYOLA MARYMOUNT	12/9/66
45	87-42	LOYOLA MARYMOUNT	12/30/04
45	88-43	ALBANY	12/29/00
45	87-42	DESERET NEWS	1930-31
45	74-29	Brigham Young College	1919-20
44	98-54	HAWAI'I	1/11/10
44	107-63	E. CENTRAL OKLAHOMA	1/8/81
44	101-57	SAN DIEGO STATE	1962-63
43	111-68	at Portland	2/3/70
43	74-31	MONTANA	1913-14
42	72-30	at Louisiana Tech	3/5/11
42	93-51	WESTERN STATE	12/18/99
42	101-59	REDLANDS	1/5/80
42	116-84	ST. FRANCIS	12/12/70
42	106-64	HAWAI'I	1/26/67
41	80-39	TROY	12/23/10
41	63-22	Weber Junior College	1944-45
40	89-49	SOUTHERN UTAH	11/28/09
40	85-45	HOWARD	12/29/08
40	97-57	CAL POLY	11/29/08
40	95-55	MIDWESTERN STATE	12/3/77
40	115-75	NEW MEXICO STATE	12/20/63
40	55-15	Preston Athletic Club	1921-22
39	50-11	Montana State	1918-19
39	58-19	Oneida Stake Academy	1917-18
38	86-48	Alabama State	2018-19
38	80-42	at Idaho	2/15/06
38	87-49	UC IRVINE	2/26/05
38	84-46	LONG BEACH STATE	1/31/04
38	109-71	CHADRON STATE	12/11/93
38	68-30	Montana State	1944-45
38	66-28	Weber Junior College	1938-39
37	76-39	FRESNO STATE	3/1/10
37	83-46	IDAHO STATE	12/1/06
37	102-65	LEWIS & CLARK COLLEGE	11/26/05
37	87-50	UC IRVINE	2/15/97
37	100-63	CS NORTHRIDGE	11/27/82
37	121-84	SOUTHERN MISS	2/2/74
37	74-37	Montana State	1935-36
37	60-23	Utah	1924-25
37	78-41	Oneida Stake Academy	1913-14
36	83-47	MISSISSIPPI VALLEY STATE	11/15/17
36	78-42	WESTERN OREGON	12/29/09
36	102-66	JAMES MADISON	1/14/78
36	65-29	Texaco Oil	1932-33
36	55-19	BYU	1922-23

UTAH STATE'S LARGEST MARGINS OF DEFEAT

POINTS	SCORE	OPPONENT	DATE
54	82-28	Southern California	1925-26
54	69-15	Utah	1909-10
51	115-64	at Illinois	12/7/85
51	65-14	Brigham Young College (BYU)	1906-07
48	55-7	LDS College	1906-07
45	58-13	Brigham Young College (BYU)	1908-09
44	69-25	Montana State	1928-29
43	126-83	UNLV	1/28/91
43	73-30	Utah	1936-37
43	57-14	YMCA	1909-10
39	127-88	at Utah	2/12/66
39	73-34	Stanford	1935-36
38	52-14	Faculty	1916-17
37	81-44	at Colorado State	1960-61
36	92-56	vs. San José State	3/7/85
36	82-46	CCNY	1947-48
35	77-42	at Utah	12/7/99
35	113-78	UNLV	2/5/87
34	73-39	vs San Diego State	3/13/14
34	124-90	at UNLV	2/1/90
34	115-81	at BYU	1/22/66
33	85-52	at Duke	11/29/15
33	111-78	at UNLV	2/19/83
33	88-55	Utah	1954-55
33	40-7	Brigham Young College (BYU)	1907-08
33	44-11	BYU	1906-07
32	103-71	at LSU	12/28/84
32	108-76	at Weber State	12/14/85
32	104-72	at UC Irvine	2/20/82
32	66-34	BYU	1940-41
31	124-93	at UNLV	1/9/91
31	113-82	at BYU	1/30/69
31	80-49	Western Kentucky	1947-48
31	35-4	Brigham Young College (BYU)	1903-04
31	64-33	Stanford	1940-41
30	100-70	at New Mexico State	1/26/08
30	90-60	at Colorado State	2/17/69
30	110-80	Denver	1955-56
30	92-62	BYU	1955-56
30	69-39	Wyoming	1951-52
30	62-32	Colorado	1944-45
30	54-24	BYU	1941-42
29	84-55	at Kansas	12/2/67
29	78-49	at Oregon	1957-58
29	83-54	Denver	1948-49
28	111-83	at BYU	12/19/70
28	92-64	at Kentucky	1957-58
28	46-18	Colorado	1938-39
27	93-66	at Long Beach State	1/29/87
27	64-37	BYU	1944-45
26	57-83	at Nevada	1/13/18
26	89-63	at New Mexico State	2/27/97
26	94-68	UNLV	1/25/89
26	83-57	at Weber State	12/4/82
26	90-64	vs. UC Irvine	3/3/82
26	94-68	vs. San José State	2/29/80
26	83-57	BYU	1950-51
26	55-29	Utah	1947-48
26	40-24	Montana State	1926-27
25	90-75	at Nevada	2/25/95
25	91-66	at UC Santa Barbara	1/4/90
25	86-61	at Weber State	12/12/81
25	99-74	at Utah	12/16/80
25	113-88	at Wyoming	11/30/68
25	70-45	Kansas State	1949-50
25	69-44	Utah	1945-46
25	62-37	Montana State	1929-30
25	42-17	Brigham Young College (BYU)	1915-16

QUICK FACTS

OUTLOOK

AGGIE BIOS

COACHES

OPPONENTS

SEASON REVIEW

RECORDS

UNIVERSITY

Utah State's All-Century Basketball Team was announced during the 2004-05 season and has players from six different decades listed.

QUICK FACTS

WAYNE ESTES (1963-65) - First-team Associated Press All-American (1965)... Third-leading scorer in school history with 2,001 points and the fourth-leading rebounder (893)... Holds school records for career points per game (26.7), free throws made in a career (469), consecutive 10-point games (64), points in a season (821), points per game in a season (33.7), points in a game (52) and rebounds in a game (28).

TONY BROWN (1999-2002) - Basketball News honorable mention All-American (2002)... First-team all-Big West (2002)... Second-team all-Big West (2001)... Big West Tournament team (2002)... Big West all-Freshman team (1999)... Ninth leading scorer in USU history with 1,564 points.

BERT COOK (1950-52) - Drafted by New York in 1952... Scored 1,133 career points to rank 25th in USU history... Was USU's leading scorer in the 1950s.

ERIC FRANSON (1991, 94-96) - Academic All-American (1996)... Big West Player of the Year (1995)... Two-time first-team all-Big West (1995, 96)... Second-team all-Big West (1994)... Big West all-Freshman team (1991)... Led the Big West in scoring in 1995 (18.4)... Ranks 10th on the USU career scoring list with 1,545 points.

GREG GRANT (1983-86) - Big West Player of the Year (1986)... Big West Freshman of the Year (1983)... Two-time first-team all-Big West (1985, 86)... Two-time second-team all-Big West (1983, 84)... Big West all-Freshman Team (1983)... Led the Big West in scoring (22.6) and steals (2.4) in 1986... USU's all-time steals leader (226), while ranking second in scoring (2,127) and rebounding (1,003).

CORNELL GREEN (1960-62) - Two-time All-American (1960, 61)... USU career rebounding leader (1,067)... Fifth-leading scorer in Aggie history with 1,890 points... His 745 points in 1962 is the fourth-best scoring season in school history.

SHALER HALIMON (1967-68) - The 17th leading scorer in USU history with 1,284 points in just two years... His 25.2 career scoring average is second in school history... His 47 points in a game ranked third in school history.

DEAN HUNGER (1977, 79-80) - Academic All-American (1980)... Big West Player of the Year (1980)... Two-time all-Big West first-team (1979, 80)... Big West all-tournament team (1979)... Two-time Big West Player of the Week... Ranks 13th on the USU career scoring list with 1,472 points and 17th on the rebounding list with 649.

BRIAN JACKSON (1979-81) - First-team all-Big West (1981)... Two-time second-team all-Big West (1979, 80)... Big West all-tournament team (1981)... Fourth leading scorer in school history with 1,903 points and ranks seventh all-time in rebounding (840).

BOB LAURISKI (1971-73) - Scored 1,266 points to rank 19th on the USU career scoring list... Ranks 11th on the school rebounding list with 720.

JIMMY MOORE (1973-75) - The 24th ranked scorer in USU history with 1,164 points... Is also 16th on the school's all-time rebounding chart with 652... Recorded 30 consecutive double-figure scoring games... Had 29 double-doubles in his career.


SPENCER NELSON (1999, 2003-2005) - First-team all-Big West (2005)... Three-time Big West Hustle Player of the Year (2003, 04, 05)... Second-team all-Big West (2004)... Ranks eighth all-time at USU in rebounding (800) and 18th in scoring (1,283).

MARVIN ROBERTS (1969-71) - The sixth-leading scorer in USU history with 1,844 points... Ranks third on the USU rebounding chart with 997... His 12.8 career rebounding average is a school record... Is the USU leader in double-doubles (54), double-figure rebound games (55)... Earned All-American honors as a sophomore, junior and senior.

MARCUS SAXON (1997-98) - Two-time first-team all-Big West (1997, 98)... Big West Tournament MVP (1998)... Two-time Big West Tournament team (1997, 98).

NATE WILLIAMS (1970-71) - The 28th leading scorer in USU history with 1,080 points in two years... Scored 45 points in a single game to tie for the fifth-best scoring game in school history... Pulled down 22 rebounds in one game to rank 10th on that list.


KENDALL YOUNGBLOOD (1989-92) - Big West Freshman of the Year (1989)... First-team all-Big West (1992)... Two-time second-team all-Big West (1990, 91)... Big West all-Freshman team (1989)... The seventh-leading scorer in USU history with 1,774 points.



WAYNE ESTES - MVP
1963-65



TONY BROWN
1999-2002




BERT COOK
1950-52



ERIC FRANSON
1991, 1994-96



GREG GRANT
1983-86



CORNELL GREEN
1960-62



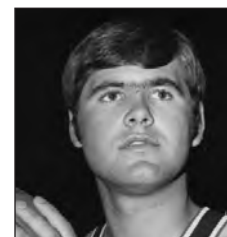
SHALER HALIMON
1967-68



DEAN HUNGER
1977, 1979-80



BRIAN JACKSON
1979-81



BOB LAURISKI
1971-73




JIMMY MOORE
1973-75



SPENCER NELSON
1999, 2003-05



MARVIN ROBERTS
1969-71



MARCUS SAXON
1997-98



NATE WILLIAMS
1970-71



KENDALL YOUNGBLOOD
1989-92

UNIVERSITY

Coach: George Peter Campbell
(1904, 1906-07)
6-15, .286 (Three Seasons)

1903-04

Record: 2-2

Brigham Young College	L	4	35
Ft. Douglas	W	18	9
Deaf and Dumb	W	24	8
Weber Stake Academy	L	13	14

1904-05

No competition.

1905-06

Record: 2-7

Brigham Young College	L	9	23
Weber Stake Academy	L	8	12
Deaf & Blind School	L	19	22
LDS College	L	14	17
Brigham Young College	W	10	6
BYU	L	14	21
LDS College	L	14	26
BYU	L	11	19
Weber Stake Academy	W	12	6

1906-07

Record: 2-6

Brigham Young College	L	4	11
Weber Stake Academy	W	21	19
Weber Stake Academy	W	19	18
Brigham Young College	L	14	65
LDS College	L	7	55
BYU	L	11	44
LDS College	L	6	26
BYU	L	12	23

Coach: George A. Walker
(1908)
0-8, .000 (One Season)

1907-08

Record: 0-8

BYU	L	16	29
Brigham Young College	L	7	40
YMCA	L	19	34
LDS College	L	12	33
BYU	L	19	43
Brigham Young College	L	11	32
LDS College	L	16	24

Coach: Clayton T. Teetzel
(1909-14)
23-33, .411 (Six Seasons)

Brigham Young College	L	18	27
-----------------------	---	----	----

1908-09

Record: 1-8

Brigham Young College	L	18	42
LDS College	L	16	34
Weber Stake Academy	W	34	22
Utah	L	13	32
LDS College	L	18	40
BYU	L	11	37
Brigham Young College	L	13	58
Utah	L	18	37
BYU	L	13	37

1909-10

Record: 3-7

Salt Lake High School	L	17	26
BYU	L	20	46
Brigham Young College	W	26	16
LDS College	L	21	23
Brigham Young College	W	29	21
YMCA	L	14	57
Utah	L	15	69
BYU	L	31	47
LDS College	W	19	14
Utah	L	21	38

1910-11

Record: 2-4

Fielding (Idaho) High School	W	44	11
Brigham Young College	W	45	25
BYU	L	19	29
Utah	L	22	26
Utah	L	33	46
BYU	L	21	37

1911-12

Record: 2-6

Oneida Stake Academy	W	48	12
Oneida Stake Academy	W	50	26
Utah	L	17	40
BYU	L	17	36
BYU	L	16	37
Brigham Young College	L	13	24
Utah	L	9	21
Brigham Young College	L	14	35

1912-13

Record: 5-4

Oneida Stake Academy	L	27	44
Cache All-Stars	W	75	22
Oneida Stake Academy	L	23	27
LDS College	L	28	32
Brigham Young College	W	35	30
BYU	L	23	33
Utah	W	31	20
BYU	W	29	20
Utah	W	34	20

1913-14

Record: 10-4

Salt Lake High School	W	60	26
BCH	W	43	10
Oneida Stake Academy	W	78	41
Montana State	W	59	33
Utah	W	41	23
Montana	W	74	31
Branch Agriculture College	W	65	18
Brigham Young College	L	17	21
Oneida Stake Academy	W	48	29
Utah	L	27	37
BYU	L	21	41
Brigham Young College	W	39	29
BYU	L	19	38
Weber High School	W	84	16

Coach: Joseph K. Jensen
(1915-19)
30-17, .638 (Five Seasons)

1914-15

Record: 1-5

Brigham Young College	L	26	38
Utah	L	15	24
BYU	L	21	29
Brigham Young College	W	28	4
BYU	L	23	31
Utah	L	19	36

1915-16

Record: 6-4

South Cache High School	W	36	10
Richmond High School	W	52	19
Oneida Stake Academy	W	45	32
Brigham Young College	L	20	23
BYU	L	17	42
Utah	L	35	39
Utah	L	17	31
Brigham Young College	W	21	18
BYU	W	37	23
Wellsville Athletic Club	W	31	23

1916-17

Record: 8-5

Faculty	L	14	52
Oneida Stake Academy	W	48	25
East High School	W	30	19
Box Elder High School	W	50	19
West High School	W	46	30
Box Elder High School	W	38	35
Oneida Stake Academy	W	69	17
Brigham Young College	W	35	20
Utah	W	34	17
BYU	L	22	43
Brigham Young College	L	25	28
Utah	L	27	34
BYU	L	27	34

1917-18

Record: 9-0 Rocky Mountain: 4-0, 1st place (Western Div.)West

High School	W	31	9
Oneida Stake Academy	W	58	19
Bingham	W	48	30
Montana State	RM W	43	11
Montana State	RM W	37	9
Utah	RM W	45	38
Brigham Young College	W	36	16
Brigham Young College	W	29	21
Utah	RM W	38	31

1918-19

Record: 6-3 Rocky Mountain: 2-2, 2nd place (Western Div.)Ricks

College	W	58	23
Rexburg Athletic Club	W	42	23
Montana State	RM W	29	17
Montana State	RM W	50	11
Utah	RM L	25	36
BYU	L	26	36
Brigham Young College	W	50	20
Brigham Young College	W	48	23
Utah	RM L	21	22



Coach: E. Lowell Romney
(1920-41)
225-157, .589 (22 Seasons)

1919-20

Record: 2-0 Rocky Mountain: 1-0

Brigham Young College	W	74	29
BYU	RM W	55	27

1920-21

Record: 6-4 Rocky Mountain: 2-3, 3rd place (Western Div.)Utah

Athletic Association	W	31	28
Logan Coaches	W	37	15
Tremonton Athletic Club	W	41	21
Utah	RM L	26	27
BYU	W	45	43
Montana State	RM W	58	24
Montana State	RM W	35	14
Utah	RM L	29	37
BYU	RM L	28	30
Brigham Young College	L	23	25

1921-22

Record: 8-3 Rocky Mountain: 3-3, 3rd place (Western Div.)

Montana Mines	W	36	17
Montana State	RM W	47	24
Montana State	RM W	49	33
Mt. St. Charles	W	38	15
Preston Athletic Club	W	41	25
Western Athletic Club	W	39	37
BYU	RM L	22	39
Utah	RM L	41	43
Preston Athletic Club	W	55	15
BYU	RM W	36	34
Utah	RM L	27	30



ALL-TIME RESULTS



QUICK FACTS

OUTLOOK

AGGIE BIOS

COACHES

OPPONENTS

SEASON REVIEW

RECORDS

UNIVERSITY

1922-23

Record: 8-4 Rocky Mountain: 4-4, 1-2nd place (Western Div.)

Montana State	W	42	27
Montana State	W	40	30
BYU	W	55	19
BYU	W	36	30
Utah	W	40	35
Utah	L	26	29
BYU	W	23	22
BYU	L	26	37
Utah	L	32	38
Utah	L	30	44
Denver	W	67	36
Denver	W	59	37

1923-24

Record: 6-6 Rocky Mountain: 3-5, 3rd place (Western Div.)

Montana Mines	W	26	17
Montana Mines	W	29	11
Montana State	RM W	24	21
Montana State	RM L	12	19
Utah	RM W	37	23
Utah	RM L	27	32
BYU	W	43	36
BYU	RM L	21	38
BYU	RM L	27	30
BYU	L	25	32
Utah	RM L	22	44
Utah	RM W	40	30

1924-25

Record: 12-7 Rocky Mountain: 5-5, 1-2nd place (Western Div.)

BYU	RM L	26	29
BYU	RM W	42	22
Utah	RM L	30	33
Utah	RM W	26	22
Montana State	RM W	38	37
Montana State	RM L	23	27
BYU	RM L	36	48
BYU	RM L	23	24
Southern Cal	W	31	23
Southern Cal	L	21	34
Los Angeles Athletic Club	W	43	12
Los Angeles Athletic Club	L	27	32
Occidental College	W	38	20
Lincoln Athletic Club	W	80	11
San Diego DeMolay	W	31	21
Pacific Athletic Club	W	39	13
Southern Cal Freshmen	W	30	28
Utah	RM W	33	21
Utah	RM W	30	23

1925-26

Record: 13-5 Rocky Mountain: 8-4, 1st place (Western Div.)

Rocky Mountain Conference Champion			
Southern Cal	L	28	82
Southern Cal	W	52	17
Montana State	RM W	35	30
Montana State	RM W	40	23
Yellow Cab	W	48	15
BYU	RM W	49	31
BYU	RM L	32	35
Utah	RM W	50	26
Utah	RM W	33	28
Utah	RM W	40	31
Utah	RM L	36	49
BYU	RM L	43	52
BYU	RM W	36	34
Montana State	RM W	61	44
Montana State	RM L	26	38
Colorado State College	W	39	23
Colorado State College	W	48	22
Colorado State College	W	40	27

1926-27

Record: 11-3 Rocky Mountain: 9-3, 2nd place (Western Div.)

Idaho College	W	66	16
BYU	RM W	50	48
BYU	RM W	62	34
Montana State	RM L	29	35
Montana State	RM L	24	40

Idaho All-Stars	W	46	22
Utah	RM W	34	28
Utah	RM W	35	33
Utah	RM W	41	33
Utah	RM W	39	35
Montana State	RM W	40	34
Montana State	RM L	42	44
BYU	RM W	44	38
BYU	RM W	42	25

1927-28

Record: 7-7 Rocky Mountain: 5-7, 1-2nd (Western Div.)

Utah	RM L	36	37
Utah	RM L	24	37
Montana State	RM L	39	57
Montana State	RM W	47	44
Mt. St. Charles	W	43	30
Mt. St. Charles	W	47	34
BYU	RM L	34	49
BYU	RM W	39	31
Montana State	RM L	42	55
Montana State	RM L	35	39
BYU	RM W	52	41
BYU	RM W	48	42
Utah	RM L	35	39
Utah	RM W	42	23

1928-29

Record: 8-10 Rocky Mountain: 4-8, 3rd place (Western Div.)

Vico Oil	W	43	34
North Dakota	L	19	24
Mt. St. Charles	W	60	33
Mt. St. Charles	W	41	27
Montana State	RM L	38	57
Montana State	RM W	47	43
Utah	RM L	39	49
Utah	RM L	34	35
BYU	RM L	45	53
BYU	RM L	34	46
Montana State	RM L	29	53
Montana State	RM L	25	69
Mt. St. Charles	W	37	28
Mt. St. Charles	L	34	44
Utah	RM W	42	27
Utah	RM W	44	37
BYU	RM L	45	49
BYU	RM W	52	50

1929-30

Record: 15-7 Rocky Mountain: 7-5, 1-1st place (Western Div.)

Rocky Mountain Conference Champion			
38th Infantry	W	60	9
Union Pacific	W	61	37
Wyoming	W	31	29
Southern Cal	W	32	29
Southern Cal	L	38	43
Whittier	W	46	12
Utah	RM W	47	40
Utah	RM W	40	38
BYU	RM W	39	37
BYU	RM L	37	53
Montana Mines	W	38	22
Montana State	RM L	44	53
Montana State	RM L	37	62
Utah	RM L	45	47
Utah	RM W	45	38
BYU	RM L	36	49
BYU	RM W	55	41
Montana State	RM W	41	34
Montana State	RM W	48	40
Montana State	W	40	35
Montana State	L	40	43
Montana State	W	37	29

1930-31

Record: 13-7 Rocky Mountain: 7-5, 1-2nd place (Western Div.)

Deseret News	W	87	42
Armour Creamery	W	82	18
Branch Agriculture College	W	60	29
Branch Agriculture College	W	60	30
Southern Cal	L	17	25

Southern Cal	W	33	25
Los Angeles Athletic Club	L	27	42
Pacific Coast Athletic Club	W	49	34
Utah	RM W	39	28
Utah	RM W	45	39
Montana State	RM W	33	29
Montana State	RM W	31	29
BYU	RM W	61	59
BYU	RM L	39	45
Utah	RM L	39	43
Utah	RM L	39	41
BYU	RM L	51	61
BYU	RM L	40	53
Montana State	RM W	50	49
Montana State	RM W	45	31

1931-32

Record: 7-15 Rocky Mountain: 2-10, 4th place (Western Div.)

Gila College	W	52	33
Los Angeles Athletic Club	L	26	31
California	W	39	27
California	W	33	20
California	L	21	30
Pasadena Athletic Club	L	36	38
Long Beach Athletic Club	L	23	40
Long Beach Athletic Club	L	29	32
Branch Agriculture College	W	25	15
Montana State	RM W	48	26
Montana State	RM L	20	29
BYU	RM W	47	45
BYU	RM L	37	40
Utah	RM L	31	46
Utah	RM L	30	45
Montana State	RM L	31	33
Montana State	RM L	26	37
Utah	RM L	29	36
Utah	RM L	40	42
BYU	RM L	32	39
BYU	RM L	50	63
United Billiards	W	54	43

1932-33

Record: 10-12 Rocky Mountain: 3-8, 3rd place (Western Div.)

Texaco Oil	W	65	29
United Billiards	W	56	43
Piggly Wiggly of Logan	W	69	49
Combined Teams	W	78	19
Branch Agriculture College	W	44	24
Hancock Oil	L	36	44
UCLA	L	39	54
Southern Cal	L	33	38
Pasadena Majors	L	35	52
Montana State	RM W	42	33
Utah	RM L	37	55
Utah	RM L	33	38
BYU	RM W	40	33
BYU	RM L	44	59
Utah	RM L	37	48
Utah	RM L	49	54
Montana State	RM L	42	57
Montana State	RM W	50	19
BYU	RM L	30	37
BYU	RM L	36	48
House of David	W	53	36
House of David	W	62	46

1933-34

Record: 14-6 Rocky Mountain: 8-5, 2nd place (Western Div.)

Clark Insurance	W	81	65
Ogden Boosters	W	48	42
Denver Athletic Club	W	57	51
Colorado College	RM W	44	23
Pasadena Majors	W	51	28
Pasadena Majors	W	40	22
Stanford	W	46	35
California	L	31	49
BYU	RM L	34	57
BYU	RM L	35	42
Utah	RM W	40	36
Utah	RM W	32	24
Montana State	RM W	39	33



ALL-TIME RESULTS



Montana State	RM	W	42	34
Montana State	RM	W	31	29
Montana State	RM	W	34	26
BYU	RM	L	37	48
BYU	RM	W	43	35
Utah	RM	L	35	43
Utah	RM	L	44	51

1934-35

Record: 17-5 Rocky Mountain: 9-3, 1st place (Western Div.)

Rocky Mountain Conference Champion

Denver Athletic Club		W	59	55
Logan Elks		W	40	19
McMillan Ring-Frees		W	50	38
UCLA		W	44	39
Montana State	RM	W	50	31
Montana State	RM	W	46	40
Logan Elks		W	48	30
BYU	RM	L	38	39
BYU	RM	W	41	27
Utah	RM	W	58	53
Utah	RM	W	50	37
BYU	RM	W	48	47
BYU	RM	L	39	40
Montana State	RM	W	57	41
Montana State	RM	L	56	60
Utah	RM	W	55	43
Utah	RM	W	51	41
Colorado State College		W	54	34
Colorado State College		W	47	35
Colorado State College		L	42	45
Lambuth College		W	67	32
Italian Athletic Club		L	26	32

1935-36

Record: 17-9 Rocky Mountain: 9-3, 1st place (Western Div.)

Rocky Mountain Conference Champion

Nevada		W	48	33
Stanford		L	34	73
UCLA		W	43	32
San José State		W	40	36
Oregon		L	34	50
San Francisco		L	32	35
UCLA		L	36	40
UCLA		W	44	34
Utah	RM	W	50	45
Utah	RM	W	46	41
Utah	RM	W	45	29
BYU	RM	W	36	35
BYU	RM	W	37	33
BYU	RM	L	32	39
BYU		W	51	41
Montana State	RM	L	33	37
Montana State	RM	W	37	34
Montana State	RM	W	74	37
Montana State		W	58	42

Wyoming	RM	W	42	32
Wyoming	RM	W	42	28
Wyoming	RM	L	33	48
Kansas	OP	L	37	39
Kansas	OP	W	42	37
Kansas	OP	W	50	33
Wilmering YMCA	OP	L	48	62

1936-37

Record: 6-9 Rocky Mountain: 5-7, 1-3rd place (Western Div.)

Cache Valley All-Stars

BYU	RM	W	40	31
BYU	RM	L	46	49
Manhattan		L	32	39
Penn. Athletic Club		L	29	38
Montana State	RM	L	35	40
Montana State	RM	W	42	41
Utah	RM	W	51	40
Utah	RM	W	41	39
BYU	RM	L	45	55
BYU	RM	W	47	38
Montana State	RM	L	35	40
Montana State	RM	L	42	54
Utah	RM	L	30	73
Utah	RM	L	43	59

1937-38

Record: 11-9 | Mountain States Conference: 6-6, 4th

Ecker Studio College		L	55	59
Ecker Studio College		W	63	45
Watkins Motor		W	66	47
Ecker Studio College		L	56	59
Hastings College		W	61	37
Cache Valley All-Stars		W	73	57
Nevada		W	65	37
Ecker Studio College		L	57	62
Wyoming		L	32	44
Colorado State		W	57	34
BYU		W	60	53
Wyoming		L	55	57
Utah		L	35	59
Colorado State		W	62	52
Denver		W	75	48
Colorado		L	35	59
Colorado		W	59	58
Denver		W	48	46
Utah		L	47	63
BYU		L	50	58

1938-39

Record: 18-6 | Mountain States Conference: 7-5, 1-3rd

NCAA Tournament Participant

Watts All-Stars		W	39	31
Mint Cafe		W	50	22
Ecker Studio College		W	61	35
Weber Junior College		W	56	28

Montana		W	45	36
Montana		W	44	32
Weber Junior College		W	66	28
Kurley Killowatts		W	92	16
Nevada		W	43	36
California		L	35	42
BYU		W	54	46
Colorado State		W	44	37
Colorado		L	18	46
Colorado State		W	52	34
Utah		W	53	46
Colorado		L	43	56
Utah		L	45	67
Wyoming		W	47	45
Denver		W	64	47
Denver		W	54	39
Wyoming		L	41	50
BYU		W	53	38
Oklahoma	NCAA	L	39	50
Texas	NCAA	W	51	49

1939-40

Record: 11-7 | Mountain States Conference: 7-5, 1-3rd

Clark's All-Stars		W	64	44
Oregon State		L	38	39
Oregon State		L	39	41
College of Idaho		W	60	35
California		W	43	33
St. Mary's (Calif.)		W	41	32
Colorado		W	31	28
Wyoming		W	46	33
Denver		W	36	27
Denver		L	46	56
Wyoming		W	30	27
BYU		W	55	35
Utah		W	36	29
BYU		L	43	49
Colorado		L	38	44
Colorado State		L	52	56
Colorado State		W	58	42
Utah		L	40	41

1940-41

Record: 5-16 | Mountain States Conference: 2-10, 7th

Ogden Pioneers		W	48	33
Watts All-Stars		W	39	38
Oregon State		L	26	43
Oregon State		L	34	39
California		L	43	47
Watts All-Stars		W	52	49
St. Mary's (Calif.)		L	42	44
San José State		L	41	55
Stanford		L	33	64
BYU		L	34	66
Colorado State		W	34	27
Colorado		L	34	41
Colorado State		L	31	40
Utah		L	21	44
Colorado		L	32	43
Wyoming		L	35	41
Denver		L	44	45
Denver		L	34	43
Wyoming		L	32	50
BYU		W	48	47
Utah		L	27	49

1938-39 RECORD: 18-6 • NCAA TOURNAMENT (1-1)



Lower Row (L-R): Head Coach E.L. Romney, Manager Charles Jenkins, Assistant Coach Ken Vanderhoff. **Sitting (L-R):** Lloyd Jacobsen, Stan Cook, Calvin Agricola, Ray Lindquist, Leonard James, John Broberg, Roland Reading, Bus Bingham. **Standing (L-R):** Austin Hughes, Bill Evans, Harold Simpson, Ed Izatt, Floyd Morris, Clyde Morris, Charlie Clark, Howard Stone, Max Wilkins, Earl Winger.

QUICK FACTS

OUTLOOK

AGGIE BIOS

COACHES

OPPONENTS

SEASON REVIEW

RECORDS

UNIVERSITY

QUICK FACTS

OUTLOOK

AGGIE BIOS

COACHES

OPPONENTS

SEASON REVIEW

RECORDS

UNIVERSITY

**Coach: Robert W. Burnett
(1942)
6-10, .375 (One Season)**

1941-42

Record: 6-10 | Mountain States Conference: 3-9, 5th

Weber Junior College	W	56	36
Willamette	W	38	31
Oregon State	L	30	45
Eastern Oregon	W	56	42
BYU	L	24	54
Colorado	L	31	49
Denver	W	34	18
Utah	L	35	53
Colorado State	W	47	34
Colorado State	W	41	26
Wyoming	L	43	60
Denver	L	39	54
BYU	L	52	57
Utah	L	39	49
Wyoming	L	54	73
Colorado	L	46	57

**Coach: D.D. Young
(1943, 1945)
23-17, .575 (Two Seasons)**

1942-43

Record: 14-7 | Mountain States Conference: 4-4, 3rd

Ft. Douglas	W	83	24
Cache Valley All-Stars	W	85	53
Weber Junior College	W	62	38
Idaho State	W	66	41
Ricks College	W	74	53
Montana	L	44	48
Montana State	W	47	38
Montana	L	43	44
Montana State	L	39	42
Idaho State	W	52	46
Weber Junior College	W	63	52
Armstrong	W	63	43
Logan Marines	W	57	38
BYU	W	43	38
BYU	L	41	58
Utah	W	50	44
Utah	L	28	46
Utah	W	51	42
Utah	W	55	52
BYU	L	38	44
BYU	L	59	63

1943-44

No competition.

1944-45

Record: 9-10 | Mountain States Conference: 3-7, 5th

Cache Coaches	W	50	38
Idaho Southern	W	51	43
Weber Junior College	W	79	29
Weber Junior College	W	63	22
Ft. Douglas	W	64	40
Keams	L	48	50
Montana State	L	40	41
Montana State	W	68	30
Idaho Southern	L	49	54
Utah	L	47	62
Colorado	L	32	62
BYU	L	41	50
Colorado	L	46	50
Utah	L	59	80
Wyoming	W	44	36
Denver	W	80	53
Denver	W	72	53
Wyoming	L	49	52
BYU	L	37	64

**Coach: H.B. Lee
(1946-47)
21-22, .488 (Two Seasons)**

1945-46

Record: 7-12 | Mountain States Conference: 2-10, 6th

Weber Junior College	W	64	48
Clearfield	W	50	23
Montana	W	37	36
Idaho	L	33	55
Weber Junior College	L	41	47
Idaho Southern	W	47	32
Idaho Southern	W	49	39
BYU	L	41	47
BYU	L	48	64
Denver	L	37	45
Denver	W	62	35
Colorado	L	39	59
Colorado	L	33	42
Colorado State	L	36	43
Colorado State	W	35	34
Utah	L	44	69
Utah	L	31	34
Wyoming	L	30	45
Wyoming	L	52	66

1946-47

Record: 14-10 | Mountain States Conference: 6-6, 1-3rd

Weber Junior College	W	66	35
Idaho Southern	W	51	31
Washington State	W	50	44
San Francisco	W	44	35
Montana State	W	54	50
Weber Junior College	L	44	53
Bradley	L	53	72
Springfield	W	63	55
American Institute	W	58	40
St. Joseph's (Pa.)	L	48	52
Long Island University	L	38	56
Colorado	L	45	56
Denver	W	45	44
Utah	W	50	49
Wyoming	L	34	43
Colorado	W	40	34
Colorado State	W	55	38
Colorado State	W	43	35
Wyoming	L	45	60
Utah	L	41	55
BYU	L	40	62
Denver	L	39	44
BYU	W	52	49
Hawaii'i	W	51	37



**Coach: Joe Whitesides
(1948-50)
35-54, .393 (Three Seasons)**

1947-48

Record: 8-16 | Mountain States Conference: 3-7, 5th

Idaho State	W	49	42
Montana State	L	58	66
Montana State	L	50	57
Montana State	W	42	36
San Francisco	L	54	55
Montana	W	63	58
St. Bonaventure	W	51	47
CCNY	L	46	82
Duquesne	L	43	65
Lawrence Tech	W	62	58
Western Kentucky	L	49	80
Loras	L	48	55
BYU	W	68	65
Montana	L	64	68
Montana	L	65	78
Utah	W	44	42
Denver	L	51	59
BYU	L	47	66

Utah	L	29	55
Colorado State	W	64	45
Wyoming	L	40	46
Colorado State	L	51	65
Denver	L	54	71
Wyoming	L	27	39

1948-49

Record: 10-21 | Mountain States Conference: 4-16, 5th

Idaho State	W	47	39
Oregon State	L	38	52
Idaho	W	38	37
Montana	W	75	67
Montana State	W	64	37
California	L	57	72
San José State	L	41	61
San José State	W	47	37
Regis	L	42	51
Wichita State	W	43	39
Emporia State	L	63	73
Denver	L	50	52
Denver	W	57	48
Colorado State	W	50	43
Colorado State	W	64	52
BYU	L	51	60
BYU	L	46	64
Denver	L	57	59
Denver	L	54	83
Colorado State	L	55	57
Utah	L	58	64
Utah	L	42	61
BYU	W	58	54
BYU	L	54	67
Wyoming	L	55	66
Wyoming	L	31	45
Utah	L	52	62
Utah	L	40	58
Colorado State	L	62	63
Wyoming	L	44	63
Wyoming	L	44	65

1949-50

Record: 17-17 | Mountain States Conference: 10-10, 4th

Idaho State	W	65	55
Oregon	L	72	86
Southern Cal	L	43	50
Denver	L	39	60
Colorado State	W	58	43
Regis	L	41	50
Idaho State	W	72	43
Lawrence Tech	W	69	59
Montana State	W	65	56
Montana State	W	64	54
Tennessee	L	62	66
Pittsburgh	W	54	50
Iowa	L	60	62
Kansas State	L	45	70
Denver	L	51	56
Denver	W	59	47
Colorado State	W	38	33
Utah	W	54	51
Utah	W	68	50
BYU	L	41	71
BYU	L	47	48
Wyoming	W	43	36
Wyoming	L	28	32
Colorado State	W	48	46
Utah	W	73	52
Utah	L	36	49
Colorado State	W	49	36
Wyoming	L	42	48
Wyoming	L	33	59
BYU	L	46	60
BYU	L	35	63
Colorado State	W	54	48
Denver	W	52	44
Denver	L	50	53



ALL-TIME RESULTS



Coach: H. Cecil Baker
(1951-61)
157-142, .528 (11 Seasons)

1950-51

Record: 12-22 | Mountain States Conference: 6-14, 1-5th

Idaho State	W	67	54
Idaho State	W	69	54
Montana State	W	70	62
Colorado	W	46	43
Oregon	L	64	66
Kansas	L	38	59
Iowa State	L	41	52
Hamline	L	64	82
Montana	W	67	59
Wyoming	L	49	69
Denver	L	48	63
Colorado State	W	63	62
BYU	L	59	72
BYU	W	72	68
Denver	L	63	65
Denver	L	51	56
Idaho	L	53	69
Colorado State	L	59	60
Wichita State	W	56	50
Kansas State	L	56	66
Utah	W	51	50
Utah	L	48	61
BYU	L	57	83
BYU	L	42	51
Utah	W	53	35
Utah	L	44	52
Colorado State	W	50	49
Colorado State	L	64	67
Wyoming	L	54	55
Wyoming	L	51	58
Denver	W	66	60
Denver	L	73	80
Wyoming	L	52	69
Wyoming	L	49	53

1951-52

Record: 16-15 | Mountain States Conference: 9-5, 1-2nd

Idaho State	W	51	50
Idaho State	L	53	62
Northern Arizona	W	85	70
Sacramento State	W	68	64
Nevada	L	51	60
Pacific	W	64	54
San José State	L	54	59
Sacramento State	L	49	60
San Francisco State	W	73	60
Los Angeles State	L	58	60
Pepperdine	L	53	71
Santa Clara	L	62	63
Montana	L	72	74
Colorado State	W	46	41
Wyoming	L	39	69
Wyoming	W	53	47
Utah	L	45	57
BYU	W	57	40
New Mexico	W	68	51
New Mexico	W	62	58
Denver	L	46	62
Colorado State	W	85	69
BYU	W	67	63
Denver	W	82	60
Utah	L	70	79
Montana State	L	60	79
Montana State	L	53	57
Regis	W	77	65
Montana	W	72	68
Clarion State	W	85	68
Lawrence Tech	L	62	71

1952-53

Record: 17-13 | Mountain States Conference: 7-7, 3rd

Colorado	L	64	81
Colorado	L	66	70
Idaho State	W	62	50
Idaho State	L	48	63
Washington State	W	72	65
Montana State	W	76	74
Montana State	W	66	60
Gonzaga	L	72	83
Eastern Washington	L	69	71
New York University	HFT W	67	61
Miami (Ohio)	HFT W	79	78
Manhattan	HFT W	59	57
BYU	L	66	72
Wyoming	L	54	64
Colorado State	L	76	78
Utah	W	62	58
San José State	W	63	59
San José State	L	55	69
Utah	L	68	75
BYU	L	60	77
Montana	W	87	78
Denver	W	83	73
New Mexico	W	76	70
Colorado State	W	74	61
Wyoming	W	58	56
Denver	W	69	62
New Mexico	L	91	99
Gonzaga	W	83	64
Gonzaga	W	67	65
Montana	L	61	76

1953-54

Record: 14-13 | Mountain States Conference: 7-7, 1-4th

Portland	W	70	68
Portland	W	94	78
Nevada	W	65	63
Nevada	W	81	65
Montana State	L	60	70
Montana State	W	77	66
Idaho State	L	44	53
Idaho State	L	66	74
Eastern Washington	W	98	47
New York University	L	67	86
St. Joseph's (Pa.)	W	71	64
Washington (Mo.)	L	62	64
Illinois	L	61	88
Utah	L	58	71
Wyoming	L	54	65
Colorado State	L	60	68
BYU	W	73	68
Utah	L	62	74
BYU	L	63	75
Colorado State	W	64	58
Denver	L	60	65
New Mexico	L	74	97
Wyoming	W	62	46
Montana	W	70	66
Denver	W	67	55
New Mexico	W	65	55
Montana	W	85	56

1954-55

Record: 15-7 | Mountain States Conference: 9-5, 1-3rd

Idaho State	L	67	71
Idaho State	W	66	58
Washington State	L	68	69
Washington State	W	73	72
Idaho	L	88	90
Baylor	W	80	61
Montana State	W	78	61
Montana State	W	78	74
Colorado State	W	75	65
Wyoming	L	60	65
Utah	L	55	88
BYU	W	62	58
Montana	W	86	61
Utah	W	62	60
New Mexico	W	89	63
Denver	W	65	64
Colorado State	W	72	66
Wyoming	L	48	68
BYU	W	76	71
Denver	L	73	77
New Mexico	W	79	68
Montana	W	79	70

1955-56

Record: 13-13 | Mountain States Conference: 7-7, 1-3rd

Idaho State	W	68	64
Idaho State	W	69	58
Eastern Washington	L	62	85
Gonzaga	W	92	91
Washington State	W	68	65
Idaho	L	71	76
Montana State	W	64	59
Montana State	L	81	85
Utah	L	55	74
Kentucky Wesleyan	L	73	84
Pacific	W	71	64
Pittsburgh	L	81	84
Washington (Mo.)	L	61	82
Wyoming	W	63	61
Colorado State	W	79	58
Montana	L	60	62
BYU	W	63	56
Denver	W	76	74
New Mexico	W	75	62
BYU	L	62	92
Wyoming	L	73	95
Colorado State	W	84	80
Montana	W	73	67
Utah	L	68	75
Denver	L	80	110
New Mexico	L	63	74

1956-57

Record: 11-13 | Mountain States Conference: 7-7, 5th

11/30 Idaho State	L	60	66
12/1 Seattle	L	59	66
12/3 Idaho State	L	60	68
Eastern Washington	W	68	55
Whitworth	L	49	67
12/8 Washington State	A W	58	57
12/10 Idaho	A L	50	64
12/14 Idaho	H W	61	58
12/21 Montana State	L	83	100
12/22 Montana State	W	78	73
1/3 Utah	MSAC H	W 68	64
1/5 Montana	MSAC H	W 80	79
1/11 Wyoming	MSAC A	L 78	86
1/12 Colorado State	MSAC A	L 72	89
1/18 BYU	MSAC H	W 76	75
1/25 BYU	MSAC A	L 76	93
1/31 Denver	MSAC A	L 66	69
2/2 New Mexico	MSAC A	W 84	73
2/15 Wyoming	MSAC H	W 76	62
2/16 Colorado State	MSAC H	L 65	67
2/21 Montana	MSAC A	L 67	78
2/23 Utah	MSAC A	L 90	92
3/1 Denver	MSAC H	W 64	60
3/2 New Mexico	MSAC H	W 69	61

QUICK FACTS

OUTLOOK

AGGIE BIOS

COACHES

OPPONENTS

SEASON REVIEW

RECORDS

UNIVERSITY

QUICK FACTS

OUTLOOK

AGGIE BIOS

COACHES

OPONENTS

SEASON REVIEW

RECORDS

UNIVERSITY

1957-58

Record: 4-20

Home: 3-6 Away: 1-14

12/4	Portland		A	L	62	86
12/6	Oregon		A	L	53	63
12/7	Oregon		A	L	49	78
12/13	Montana State		H	L	66	75
12/14	Montana State		H	W	82	70
12/19	Washington (Mo.)		A	L	53	63
12/21	Dayton		A	L	47	66
12/23	Kentucky		A	L	64	92
12/26	Idaho		A	L	63	64
12/27	Idaho		A	L	66	75
1/11	Utah	MSAC	A	L	57	81
1/17	Wyoming	MSAC	H	L	70	71
1/18	Colorado State	MSAC	H	L	62	84
1/25	Montana	MSAC	A	L	47	59
1/31	BYU	MSAC	H	L	55	67
2/7	Denver	MSAC	H	W	72	68
2/8	New Mexico	MSAC	H	W	60	46
2/15	BYU	MSAC	A	L	66	69
2/21	Colorado State	MSAC	A	L	56	74
2/24	Wyoming	MSAC	A	L	68	72
2/27	Montana	MSAC	H	L	75	77
3/1	Utah	MSAC	H	L	78	87
3/6	New Mexico	MSAC	A	W	78	68
3/8	Denver	MSAC	A	L	68	74

1958-59

Record: 19-7 | Mountain States Conference: 10-4, 1-2nd

Home: 10-1 | Away: 9-4 | Neutral: 0-2

12/5	Idaho State	ISU	A	W	65	62
12/7	Portland	ISU	N1	L	66	68
12/10	West Texas State		H	W	91	61
12/13	Washington State		H	W	66	57
12/19	Arizona		H	W	83	57
12/20	St. Mary's (Calif.)		H	W	79	63
12/26	Idaho		A	W	64	63
12/27	Idaho		A	W	69	60
12/29	Kentucky Wesleyan	AAC	A	W	96	86
12/30	Ohio	AAC	N2	L	72	80
1/2	Washington (Mo.)		A	W	69	66
1/3	Toledo		A	L	61	69
1/10	Utah	MSAC	H	L	71	82
1/16	Wyoming	MSAC	A	W	82	76
1/17	Colorado State	MSAC	A	W	88	77
1/24	Montana	MSAC	H	W	75	59
1/30	BYU	MSAC	A	L	54	77
2/5	Denver	MSAC	A	L	68	80
2/7	New Mexico	MSAC	A	W	81	72
2/14	BYU	MSAC	H	W	74	67
2/20	Colorado State	MSAC	H	W	81	74
2/21	Wyoming	MSAC	H	W	79	56
2/26	Montana	MSAC	A	W	81	79
2/28	Utah	MSAC	A	L	63	66
3/6	New Mexico	MSAC	H	W	93	72
3/7	Denver	MSAC	H	W	88	71

N1-Pocatello, Idaho | N2-Owensboro, Ky.

1959-60

Record: 24-5 | Mountain States Conference: 12-2, 2nd

Home: 9-1 | Away: 11-3 | Neutral: 4-1

National Invitation Tournament Participant

12/1	Idaho State	H	W	86	67	
12/3	Seattle	A	W	85	73	
12/4	Portland	A	W	74	67	
12/10	Iowa State	A	W	71	66	
12/11	Drake	A	L	73	83	
12/18	Washington State	H	W	72	58	
12/19	Pacific	H	W	77	67	
12/21	Idaho	A	L	56	57	
12/22	Idaho	A	W	73	61	
12/28	Niagara	ACT	N1	W	75	65
12/29	Wichita State	ACT	N1	W	75	68
12/30	Oklahoma City	ACT	A	W	75	59
1/9	Utah	MSAC	A	W	73	61
1/15	Wyoming	MSAC	H	W	88	60
1/16	Colorado State	MSAC	H	W	73	65
1/23	Montana	MSAC	A	W	83	75
1/29	BYU	MSAC	H	W	84	53
2/5	Denver	MSAC	H	W	99	69

2/6	New Mexico	MSAC	H	W	86	59
2/13	BYU	MSAC	A	W	75	64
2/19	Colorado State	MSAC	A	L	60	68
2/20	Wyoming	MSAC	A	W	81	67
2/25	Montana	MSAC	H	W	89	63
2/27	Utah	MSAC	H	L	75	77
3/3	New Mexico	MSAC	A	W	103	72
3/5	Denver	MSAC	A	W	76	71
3/12	Villanova	NIT	N2	W-OT	73	72
3/17	Providence	NIT	N2	L	62	68
3/19	St. Bonaventure	NIT	N2	W	99	83

N1-Oklahoma City, Okla. | N2-New York, N.Y.

1960-61

Record: 12-14 | Mountain States Conference: 4-10, 6th

Home: 8-3 | Away: 1-9 | Neutral: 3-2

12/3	New York University		A	W	67	65
12/5	Detroit		A	L	68	70
12/7	Nebraska		A	L	60	65
12/9	South Dakota State		H	W	91	78
12/12	Western Kentucky	BGT	N1	L	72	86
12/13	Georgia Tech	BGT	N1	W	67	62
12/16	New Mexico State		H	W	74	65
12/20	Los Angeles State		H	W	110	88
12/21	Kent State		H	W	83	62
12/28	Texas Christian	ACT	N2	W	87	61
12/29	Wichita State	ACT	N2	L	63	73
12/30	New York University	ACT	N2	W	57	45
1/7	Utah	MSAC	H	L	70	85
1/13	Wyoming	MSAC	A	L	73	86
1/14	Colorado State	MSAC	A	L	44	81
1/20	Montana	MSAC	H	W	58	57
1/27	BYU	MSAC	A	L	57	75
2/2	Denver	MSAC	A	L	61	67
2/4	New Mexico	MSAC	A	L	68	75
2/11	BYU	MSAC	H	W	94	73
2/17	Colorado State	MSAC	H	L	60	64
2/18	Wyoming	MSAC	H	W	73	61
2/23	Montana	MSAC	A	L	58	66
2/25	Utah	MSAC	A	L	84	96
3/3	New Mexico	MSAC	H	W	108	78
3/4	Denver	MSAC	H	L	72	77

N1-Louisville, Ky. I N2-Oklahoma City, Okla.

N1-Louisville, Ky. | N2-Oklahoma City, Okla.



Coach: Ladell Andersen
(1962-71)
173-96, .643 (10 Seasons)

1961-62

Record: 22-7 | Mountain States Conference: 12-2, 2nd

Home: 11-2 | Away: 9-1 | Neutral: 2-4

NCAA Tournament Participant

12/1	Los Angeles State	A	W	72	67
------	-------------------	---	---	----	----

12/2	Arizona		A	W	67	54
12/6	Idaho State		A	W	67	63
12/8	Loyola (Calif.)		H	W	105	91
12/9	Idaho State		H	W	86	71
12/16	San José State		H	W	72	58
12/18	San Francisco State		H	W	90	60
12/21	Pacific		H	W	77	64
12/23	Southern Cal		H	L	72	74
12/26	Oklahoma City	ACT	N1	W	80	71
12/28	Houston	ACT	N1	L	46	51
12/29	Wichita State	ACT	N1	L	88	90
1/6	Utah	MSAC	A	L	72	77
1/12	Colorado State	MSAC	H	W	69	59
1/13	Wyoming	MSAC	H	W	72	59
1/20	Montana	MSAC	A	W	62	57
1/26	BYU	MSAC	H	W	88	69
2/2	New Mexico	MSAC	H	W	76	64
2/3	Denver	MSAC	H	W	83	79
2/10	BYU	MSAC	A	W	80	70
2/16	Wyoming	MSAC	A	W	78	65
2/17	Colorado State	MSAC	A	W	77	70
2/22	Utah	MSAC	H	L	76	78
2/24	Montana	MSAC	H	W	66	62
3/1	Denver	MSAC	A	W	82	64
3/3	New Mexico	MSAC	A	W	88	77
3/13	Arizona State	NCAA	N2	W	78	73
3/16	UCLA	NCAA	N3	L	62	73
3/17	Pepperdine	NCAA	N3	L	71	75
N1-Oklahoma City, Okla. N2-Covallis, Ore. N3-Provo, Utah						

N1-Oklahoma City, Okla. | N2-Covallis, Ore. | N3-Provo, Utah

1962-63

Record: 20-7

Home: 12-1 | Away: 6-4 | Neutral: 2-2

NCAA Tournament Participant

12/1	Ohio State	A	L	50	62
12/3	Butler	A	W	80	74
12/7	Montana State	H	W	79	72
12/7	Montana State	H	W	85	66
12/14	Texas Western	H	L	59	66
12/15	Regis	H	W	83	75
12/17	San Diego State	H	W	101	57
12/20	Iowa State	H	W	87	52
12/22	Michigan State	H	W	102	87
12/26	UCLA	N1	L	75	89
12/27	Washington	N1	W	71	60
12/28	Southern Cal	N1	W	78	65
1/4	Utah	A	W	69	55
1/5	BYU	H	W	69	58
1/12	Montana	A	W	84	58
1/19	Colorado State	H	W	75	68
1/25	Denver	H	W	88	62
1/26	BYU	A	W	70	67
1/31	Utah	H	W	97	69
2/4	Montana	H	W	85	67
2/8	Texas Western	A	L	55	57
2/9	New Mexico State	A	W	78	48

1961-62

RECORD: 22-7 • NCAA TOURNAMENT (1-2)



Front Row (L-R): Randy Dow, Bill Puzey, Cornell Green, Phil Johnson, Mike Casey, Russ O'Leary, Darrell Haney. **Back Row (L-R):** Assistant Coach Ev Sorensen, Norvel "Nog" Hansen, Joe Watts, Reid Goldsberry, Dennis Nate, Darrell Garn, Mark Hansen, Ron De Leon, Don Holman, Head Coach Ladell Andersen.

1962-63 RECORD: 20-7 • NCAA TOURNAMENT (0-1)



Front Row (L-R): Trainer Red Burnett, Gary Watts, Reid Goldsberry, Mark Hansen. **Middle Row (L-R):** Head Coach Ladell Andersen, Bill Puzey, Rufus Hawkins, Joe Warfel, Ralph Hanson, Assistant Coach Ev Sorensen. **Back Row (L-R):** Curtis Jensen, Mike Casey, Kent Jensen, Larry Angle, Phil Johnson, Troy Collier, Wayne Estes, Manager Dick Curry.

2/15	Air Force	A	L	65	66
2/16	Denver	A	W	74	70
2/23	Creighton	H	W	69	68
3/2	Colorado State	A	L	60	67
3/11	Arizona State	NCAA	N2	L-OT	75 79

N1-Los Angeles, Calif. | N2-Eugene, Ore.

1963-64

Record: 21-8

Home: 13-1 | Away: 7-5 | Neutral: 1-2

NCAA Tournament Participant

11/30	Loyola (Calif.)	H	W	97	85
12/2	Fresno State	H	W	102	71
12/10	Texas A&M	H	W	94	71
12/14	Creighton	A	L-OT	91	96
12/16	Iowa State	A	L	68	77
12/20	New Mexico State	H	W	115	75
12/21	Arizona	H	W	64	60
12/23	Bradley	H	W	95	90
12/28	Ohio State	H	W	79	66
1/6	Utah	H	W	84	72
1/10	Air Force	H	W	83	73
1/18	Montana	A	W	98	70
1/24	Colorado State	H	W	85	70
1/25	BYU	H	W	105	90
1/31	BYU	A	W	90	73
2/1	Utah	A	L	67	79
2/3	Denver	H	W	75	56
2/7	Montana State	A	W-OT	77	73
2/8	Montana State	A	W	88	80
2/15	Colorado State	A	W-OT	85	84
2/17	Denver	A	W	74	72

2/20	Seattle	H	L	94	96
2/24	Montana	H	W	103	81
2/28	LaSalle	A	L	85	90
2/29	American	A	W	125	100
3/3	Providence	A	L	75	85
3/10	Arizona St.	NCAA	N1	W	92 90
3/13	San Francisco	NCAA	N2	L	58 64
3/14	Seattle	NCAA	N2	L	78 88

N1-Eugene, Ore. | N2-Corvallis, Ore.


1964-65

Record: 13-12

Home: 10-3 | Away: 2-8 | Neutral: 1-1

12/1	Idaho State	H	W	107	60
12/4	Butler	H	W	88	84
12/5	Loyola (Calif.)	H	W	96	69
12/7	Pacific	H	W	98	74
12/14	Nevada	H	W	101	80
12/17	Bradley	A	L	69	75
12/19	Minnesota	A	L	69	88
12/21	San José State	H	W	86	73
12/23	San Francisco	A	L	71	86
12/29	Arizona State	RC	N1	W	98 96
12/30	Boston College	RC	N1	L-OT	118 120
1/7	Utah	A	W	86	84
1/9	BYU	H	L	90	99
1/16	Colorado State	H	L	78	89
1/21	Texas Western	A	L	62	68
1/23	Arizona State	A	L	93	99
1/30	Utah	H	L	104	111
2/6	BYU	A	L	80	89
2/8	Denver	H	W	91	62

1963-64 RECORD: 21-8 • NCAA TOURNAMENT (1-2)



Front Row (L-R): Kent Hunsaker, Rudy Castruita, Gary Watts, Myron Long, Le Roy Walker. **Middle Row (L-R):** Charlie Buckner, Ralph Hanson, Mickey Dittebrand, George Moffitt, Gene Widmer, Steve Jones, Delano Lyons. **Back Row (L-R):** Trainer Red Burnett, Assistant Coach Ev Sorensen, Assistant Coach Mark Hansen, Larry Angle, Troy Collier, Wayne Estes, Manager Dick Curry, Head Coach Ladell Andersen.

2/18	Denver	A	W	67	66
2/20	Colorado State	A	L	74	89
2/22	Seattle	H	W	71	67
2/25	Montana State	H	W	98	71
3/1	Portland	H	W	72	66
3/4	Montana State	A	L	69	71

N1-Honolulu

1965-66

Record: 12-14

Home: 8-6 | Away: 2-7 | Neutral: 2-1

12/1	Montana State	H	W	102	68
12/3	Seattle	A	L	81	85
12/4	Idaho	A	L	85	88
12/6	Loyola (Calif.)	H	W	88	70
12/7	Centenary	H	W	89	73
12/13	Arizona State	H	W	88	81
12/15	Morehead State	H	W	90	63
12/18	San Francisco	H	L	66	76
12/21	Tulsa	H	L	66	67
12/23	Minnesota	H	W	97	72
12/28	Oregon	FWC	N1	W	77 66
12/29	Stanford	FWC	N1	L	79 93
12/30	Arizona State	FWC	N1	W	83 77
1/7	Portland	A	W	83	75
1/13	Denver	H	L	72	79
1/15	Colorado State	H	L	63	72
1/22	BYU	A	L	81	115
1/27	LaSalle	H	W	109	97
1/29	Utah	H	L	79	94
2/5	Montana State	A	W	91	72
2/11	BYU	H	L	88	96
2/12	Utah	A	L	88	127
2/17	Seattle	H	W	84	74
2/25	Colorado State	A	L	64	74
2/26	Denver	A	L	81	100
2/28	Creighton	A	L	79	86

N1-Portland, Ore.

1966-67

Record: 20-6

Home: 14-1 | Away: 6-4 | Neutral: 0-1

National Invitation Tournament Participant

12/2	Pepperdine	H	W	76	51
12/3	Montana State	H	W	89	78
12/5	Idaho	H	W	89	74
12/9	Loyola (Calif.)	H	W	112	66
12/16	Fresno State	H	W	76	64
12/17	Providence	H	W	92	85
12/21	Tulsa	A	L	52	67
12/23	Wichita State	A	L	106	123
12/27	Xavier	A	W	107	88
1/6	BYU	A	L	66	92
1/7	Utah	A	W	89	76
1/14	Creighton	H	W	124	96
1/16	Seattle	H	W	103	91
1/21	Colorado State	H	W	83	70
1/26	Hawai'i	H	W	106	64
1/28	Utah	H	W	62	61
2/4	BYU	H	W	113	88
2/6	Denver	H	W	97	83
2/9	Denver	A	W	82	81
2/11	Arizona State	A	W	90	59
2/18	Portland	H	W	86	63
2/20	Texas Western	H	L-OT	75	79
2/25	Colorado State	A	L	75	80
3/2	Montana State	A	W	84	83
3/4	Seattle	A	W	77	76
3/11	Rutgers	NIT	N1	L	76 78

N1-New York

1967-68

Record: 14-11

Home: 10-3 | Away: 4-8

12/2	Kansas		A	L	55	84
12/4	Xavier		A	W	87	85
12/6	Montana State		H	W	88	80
12/9	Utah		H	L	90	102
12/11	Evansville		H	W	116	88
12/16	Wichita State		H	W	102	83
12/19	San José State		H	W	110	93
12/21	Notre Dame		H	L	72	73
12/23	Missouri		H	W	87	81
12/27	St. Louis	LAC	A	L	78	97
12/29	Minnesota	LAC	A	W	73	65
12/30	Tennessee	LAC	A	L	66	85
1/4	American University		H	W	94	78
1/6	BYU		A	L	98	104
1/13	Seattle		H	W	110	93
1/18	Denver		A	L	80	100
1/20	Colorado State		A	L	74	80
1/29	Montana State		A	W	95	87
2/1	BYU		H	L	103	118
2/3	Utah		A	L	92	106
2/10	Arizona State		H	W	96	80
2/17	Colorado State		H	W	96	75
2/24	Denver		H	W	98	96
3/2	Seattle		A	L	67	69
3/4	Portland		A	W	71	69

1968-69

Record: 9-17

Home: 7-5 | Away: 2-12

11/30	Wyoming	A	L	88	113
12/2	Missouri	A	L	87	97
12/5	Seattle	H	L	80	90
12/7	Washington	H	W	83	75
12/11	Denver	A	W	81	79
12/13	Wyoming	H	L	72	83
12/14	Montana State	H	L	85	90
12/20	Kansas	H	L	61	67
12/23	San José State	H	W	84	83
12/27	San Francisco	A	L	71	73
12/28	Portland	A	W	81	65
1/4	Colorado State	H	W	83	73
1/9	Utah	A	L	89	107
1/11	BYU	H	W	91	84
1/16	Denver	H	W	102	87
1/18	Arizona State	A	L	91	108
1/25	West Texas State	H	L	92	102
1/30	BYU	A	L	82	113
2/1	Utah	H	W	95	92
2/8	Seattle	A	L	66	68
2/10	Montana State	A	L	76	86
2/15	Notre Dame	A	L	82	108
2/17	Colorado State	A	L	60	90
2/22	Denver	H	W	94	78

1970-71

RECORD: 20-7 • NCAA TOURNAMENT (0-1)



Front Row (L-R): Assistant Coach Dale Brown, Bryan Pavlish, Pat Cooley, Ken Thompson, Jeff Tebbs, Terry Wakefield, Head Coach Ladell Andersen. **Back Row (L-R):** Trainer Dick Melhart, Assistant Coach Dutch Belnap, Ed Epps, Dave Andersen, Walter Bees, Lafayette Love, Marvin Roberts, Robert Lauris-ki, Ron Hatch, Nate Williams.

1969-70

RECORD: 22-7 • NCAA TOURNAMENT (2-1)



Front Row (L-R): Jeff Tebbs, Manager Kay Englestead, Assistant Coach Dale Brown, Head Coach Ladell Andersen, Assistant Coach Gordon "Dutch" Belnap, Dick Wade. **Back Row (L-R):** Terry Wakefield, Ed Epps, Ron Hatch, Marvin Roberts, Walter Bees, Tim Tollestrup, Chris Bean, John Erickson, Nate Williams, Paul Jeppesen.

2/27	West Texas State	A	L	83	95
3/1	St. Peter's	A	L	77	95

1969-70

Record: 22-7

Home: 13-1 | Away: 6-5 | Neutral: 3-1

NCAA Tournament Participant

12/1	Pepperdine		H	W	113	82
12/2	Sacramento State		H	W	85	65
12/6	Utah		A	W	90	72
12/8	St. Peter's		H	W	125	108
12/11	West Texas State		H	W	112	87
12/13	Washington		A	L	61	90
12/26	Wisconsin	MC	A	L	74	81
12/27	Delaware	MC	N1	W	80	66
1/5	Cal State Los Angeles		H	W	99	86
1/10	Seattle		H	W	105	86
1/15	BYU		H	W	97	94
1/17	Utah		H	W-OT	106	98
1/19	Portland		H	W	95	83
1/22	Colorado State		A	L	66	80
1/24	California		A	W-OT	68	63
1/31	Houston		H	W	91	84
2/3	Portland		A	W	111	68
2/7	New Mexico State		H	L	90	95
2/14	Denver		H	W	104	77
2/16	Arizona State		H	W	112	102
2/19	Denver		A	L	73	78
2/21	Seattle		A	W	82	81
2/23	Air Force		H	W	80	78
2/26	West Texas State		A	W	83	73
2/28	New Mexico State		A	L	92	104

3/4	BYU	A	W	86	73
3/7	UTEP	NCAA N2	W	91	81
3/12	Santa Clara	NCAA N3	W	69	68
3/14	UCLA	NCAA N3	L	79	101

N1-Milwaukee | N2-Provo, Utah | N3-Seattle

1970-71

Record: 20-7

Home: 13-3 | Away: 4-4 | Neutral: 3-0

NCAA Tournament Participant

12/1	Ohio State		H	W	95	89
12/2	West Texas State		H	L	78	81
12/5	Utah		H	W	94	77
12/7	UC Santa Barbara		H	W	66	64
12/10	Gonzaga		H	W	80	74
12/12	St. Francis		H	W	116	84
12/19	BYU		A	L	83	111
12/21	Fresno State		H	W	92	69
12/28	Bowling Green	ACT	N1	W	65	62
12/29	Wichita State	ACT	N1	W	84	78
12/30	LSU	ACT	N1	W	97	81
1/9	Denver		H	W	82	73
1/11	Montana State		A	W	86	70
1/14	Portland		H	W	90	67
1/16	Seattle		H	W	104	81
1/21	Utah		A	W	102	92
1/23	BYU		H	W	72	70
1/25	Long Island University		H	W	82	74
1/30	Air Force		A	L	72	76
2/1	Montana State		H	W	98	68
2/6	New Mexico State		A	L	90	93
2/8	Tulane		A	W	103	81
2/13	Seattle		A	W	99	85
2/15	Denver		A	L	74	96
2/23	Weber State		H	L	62	63
2/27	New Mexico State		H	W	77	67
3/13	BYU	NCAA	H	L	82	91



Coach: T.L. Plain
(1972-73)
28-24, .538 (Two Seasons)

1971-72

Record: 12-14

Home: 8-6 | Away: 4-8

12/1	Augustana	H	W	100	71
12/4	Utah	A	L	74	93
12/6	Ohio State	A	L	60	71
12/9	West Texas State	H	W	100	82
12/18	Kent State	H	W	68	61
12/20	Seattle	A	L	77	90
12/22	BYU	H	L	84	87

12/27	Arkansas	BBC	H	W-OT	95	94
12/28	Wyoming	BBC	H	L	85	92
12/30	Colorado State		A	L	68	81
1/1	Evansville		A	W	90	89
1/8	Seattle		H	L	66	70
1/13	Weber State		H	L	67	69
1/20	Utah		H	L	59	66
1/22	BYU		A	L	82	101
1/27	Portland		A	W-OT	87	84
1/31	California		H	W	96	87
2/5	New Mexico State		H	L	92	102
2/7	Montana State		A	W	87	86
2/12	Denver		H	W	97	74
2/21	Montana State		H	W	100	76
2/24	West Texas State		A	L	80	82
2/26	New Mexico State		A	L	88	108
2/28	Colorado State		H	W	93	84
3/1	Weber State		A	W	67	65
3/2	Denver		A	L	85	94

1972-73

Record: 16-10

Home: 12-3 | Away: 4-7

11/24	Colorado State		H	W	63	54
11/25	Indiana State		H	W-OT	97	96
12/1	Wisconsin-Stout		H	W	88	70
12/4	Seattle		A	L	69	73
12/9	Utah		H	W	78	67
12/16	BYU		A	L	80	88
12/20	San Francisco		H	L	77	82
12/23	CS Fullerton		H	W	115	60
12/29	LSU	BBC	H	W	104	83
12/30	Pacific	BBC	H	W	102	82
1/4	Southern Miss		A	W-OT	91	87
1/6	Tulane		A	L	80	91
1/8	Texas Tech		H	W	84	76
1/11	Weber State		H	W	81	75
1/13	Colorado State		A	L	70	87
1/18	Utah		A	L	74	76
1/20	BYU		H	L	69	79
1/26	Nevada		A	W	94	88
1/27	UC Santa Barbara		A	L	69	82
2/3	Denver		A	W	91	84
2/5	Seattle		H	W	108	82
2/10	Denver		H	L	83	95
2/17	Air Force		A	W	84	58
2/24	Houston Baptist		H	W	97	78
2/28	Weber State		A	L	67	75
3/3	Idaho State		H	W	83	78



Coach: Dutch Belnap
(1974-79)
106-58, .646 (Six Seasons)

1973-74

Record: 16-10

Home: 14-0 | Away: 1-9 | Neutral: 1-1

11/30	Doane College		H	W	93	69
12/1	Trinity		H	W	76	67
12/3	Seattle		H	W	71	66
12/8	Utah		A	L	85	93
12/14	Temple	VC	N1	L	61	70
12/15	DePaul	VC	N1	W	102	93
12/17	Colorado State		H	W	74	67
12/22	BYU		A	W	87	86
12/29	Arizona State		A	L	72	76
12/31	Texas Tech		A	L	65	75
1/9	Colorado State		A	L	61	63
1/10	Nevada		H	W	91	75
1/11	Wyoming		A	L	67	73
1/17	Utah		H	W	84	79
1/19	BYU		H	W	93	86
1/24	Weber State		H	W	87	64
1/26	Idaho State		A	L	78	82
1/28	Denver		H	W	88	87
2/2	Southern Miss		H	W	121	84
2/7	Wis.-Milwaukee		H	W	87	56
2/9	Tulane		H	W	105	86

2/11	Seattle		A	L	57	64
2/16	Air Force		H	W	78	64
2/23	Denver		A	L	92	98
2/27	Weber State		A	L-2OT	87	89
3/2	Boise State		H	W	83	67
N1-Knoxville, Tenn.						

1974-75

Record: 21-6

Home: 13-1 | Away: 8-4 | Neutral: 0-1

NCAA Tournament Participant

12/2	Boise State		A	L	87	96
12/7	Pacific		H	W	87	73
12/9	Seattle		H	W	83	72
12/13	Colorado State		H	W	71	70
12/17	Utah		H	L	82	88
12/19	Fresno State		A	L	77	79
12/21	Stanford		A	W	77	74
12/28	BYU		A	W	83	79
12/30	Santa Clara		H	W	98	74
1/4	Utah		A	L	77	83
1/6	NE Louisiana		H	W	87	85
1/11	Idaho State		H	W	89	70
1/13	Boise State		H	W	102	87
1/16	Colorado State		A	W	76	71
1/18	Air Force		A	W	81	67
1/22	Weber State		H	W	92	66
1/25	Denver		A	W	114	89
1/28	Wyoming		H	W	84	69
2/1	BYU		H	W	92	84
2/8	Denver		H	W	87	81
2/10	Seattle		A	W	63	61
2/18	Oral Roberts		H	W	91	83
2/21	New Orleans		A	W	96	90
2/22	Southern Miss		A	L	87	94
3/4	Montana State		H	W	95	69
3/5	Weber State		A	W-OT	72	70
3/15	Montana	NCAA	N1	L	63	69
N1-Pullman, Wash.						

1975-76

Record: 14-12

Home: 8-3 | Away: 5-7 | Neutral: 1-2

11/28	Montana		H	W	66	62
12/1	Oregon State		H	*	66	81
12/6	Utah		A	W	71	64
12/13	Oregon State		A	*	64	80
12/15	Seattle		A	L	66	75
12/17	BYU		H	W	87	76
12/20	Colorado State		H	W	87	81
12/28	North Texas	ACT	N1	W	105	87
12/29	Centenary	ACT	N1	L	73	89
12/30	E. Kentucky	ACT	N1	L	69	76
1/3	Idaho State		A	L	74	82
1/8	Utah		H	L	80	82
1/10	BYU		A	W	75	73

1/14	Colorado State		A	W	72	62
1/16	Montana State		A	L	69	74
1/21	Weber State		H	W	75	74
1/24	Santa Clara		A	L	52	56
1/26	Pacific		A	L	61	62
1/29	Denver		H	W	100	90
1/31	Seattle		H	L	73	79
2/10	Mesa State		H	W	96	79
2/14	Air Force		H	W	71	63
2/19	Denver		A	W-OT	94	93
2/21	Oral Roberts		A	L	63	82
2/24	Weber State		A	L	65	80
2/28	New Orleans		H	L	75	79
N1-Oklaoma City, Okla.						
*-Forfeited to Utah State.						

1976-77

Record: 15-12

Home: 12-3 | Away: 2-9 | Neutral: 1-0

11/29	Colorado State		H	W	58	57
12/1	Regis		H	W	87	69
12/4	BYU		H	W-OT	95	93
12/7	Boise State		H	W	92	68
12/10	Weber State		H	L	67	72
12/14	Utah		H	W	92	90
12/18	Washington		A	L	66	76
12/20	Indiana	INC	A	L	71	79
12/21	Texas Tech	INC	N1	W	78	68
12/29	UCLA		A	L	68	88
1/1	Utah		A	L	78	102
1/4	CS Bakersfield		H	W	110	89
1/6	CS Northridge		H	W	74	63
1/8	BYU		A	L	77	85
1/11	Idaho State		H	L	84	86
1/18	Weber State		A	L	76	89
1/20	Denver		H	W	94	81
1/25	CS Stanislaus		H	W	97	62
1/29	Stanford		H	W	103	84
2/5	UC Santa Barbara		H	W	78	69
2/8	Montana		A	L	67	73
2/12	Air Force		A	W	74	69
2/15	Portland State		H	W	96	88
2/19	UC Santa Barbara		A	L-OT	78	88
2/21	Colorado State		A	L	67	75
2/22	Denver		A	W	88	77
3/1	Arizona State		H	L	71	78
N1-Bloomington, Ind.						

1974-75 RECORD: 21-6 • NCAA TOURNAMENT (0-1)



Front Row (L-R): Assistant Coach Rod Tueller, Head Coach Dutch Belnap, Assistant Coach Jim Har-
rick. **Back Row (L-R):** Equipment manager Ken Seamons, Mike Rock, Blair Martineau, Craig Taylor,
Ray Thompson, Jimmy Moore, Mark Tenhoeve, Ed Gregg, Mike Santos, Rich Haws, Darryl Owens, Jeff
Meyer, Blair Reed, Gary Malmrose, Manager Wes Larsen.

1978-79 RECORD: 19-11 • NCAA TOURNAMENT (0-1)



Front Row (L-R): Rawlee Perkins, Keith Hood, Dave McCall, Haakon Austefjord, Dean Hunger, Preston Baileys, Leo Cunningham, Mark Miller, Brian Jackson, Craig Taylor, Russ Hafen, Keith McDonald, Rich McElrath, Steve Pinegar.

1977-78

Record: 21-7

Home: 16-1 | Away: 5-6

National Invitation Tournament Participant

11/28	Colorado State	H	W	83	66
12/1	Fresno State	H	W	60	50
12/3	Midwestern State	H	W	95	55
12/7	Wisconsin-Parkside	H	W	73	58
12/10	Weber State	A	L-OT	79	84
12/17	Washington	H	W	91	85
12/19	West Texas State	H	W	80	62
12/21	BYU	H	W	91	89
12/23	Utah	A	W	73	71
1/3	Farleigh Dickinson	H	W	79	44
1/5	Utah	H	L-OT	76	83
1/7	BYU	A	L-2OT	84	85
1/12	Idaho State	H	W	75	73
1/14	James Madison	H	W	102	66
1/17	Weber State	H	W	74	65
1/20	Nevada	A	L	65	73
1/21	Boise State	A	W	80	73
1/28	Air Force	H	W	80	70
1/31	St. Mary's (Calif.)	H	W	82	75
2/3	Denver	H	W	86	66
2/6	Montana State	H	W	93	77
2/14	Idaho State	A	L	81	84
2/18	Denver	A	W	82	72
2/20	Colorado State	A	L	62	63
2/25	Portland State	A	W	113	87
2/27	Montana	H	W	89	68
3/3	St. Mary's (Calif.)	A	W	96	80
3/8	Nebraska	NIT	A	L	66

2/1	CS Fullerton	PC	H	W	85	70
2/3	UC Irvine	PC	H	W	65	54
2/8	UC Irvine	PC	A	L	54	56
2/10	CS Fullerton	PC	A	W	66	64
2/15	Long Beach State	PC	A	L-OT	88	92
2/18	UC Santa Barbara	PC	A	L	73	86
2/22	Pacific	PC	H	W	84	77
3/1	San José State	PCT	N2	W	85	78
3/2	Fresno State	PCT	N2	W	81	74
3/3	Pacific	PCT	N2	L	73	82
3/9	Southern Cal	NCAA	A	L	67	86

N1-Syracuse, N.Y. | N2-Anaheim, Calif.



**Coach: Rod Tueller
(1980-88)
139-120, .537 (Nine Seasons)**

1979-80

Record: 19-8 | PCAA: 11-2, 1st place

Home: 11-2 | Away: 7-4 | Neutral: 1-2

PCAA Regular Season Champion

NCAA Tournament Participant

11/30	Weber State	H	W-OT	91	84
12/4	Utah	A	*	74	88
12/6	Weber State	A	L	73	79
12/10	Nevada	H	W	113	95
12/13	Idaho State	H	W	87	77
12/15	Colorado	A	L	79	84
12/19	Utah	H	W	96	88

12/22	BYU		H	L	84	89
12/28	LaSalle	LC	N1	W	89	88
12/29	New Mexico	LC	A	W	117	83
1/5	Redlands		H	W	101	59
1/10	Fresno State	PC	H	W	78	65
1/12	Pacific	PC	H	W	90	86
1/17	UC Santa Barbara	PC	A	W	88	84
1/19	Long Beach State	PC	A	W-OT	100	92
1/24	San José State	PC	H	W-OT	95	92
1/27	San José State	PC	A	L	67	69
1/31	CS Fullerton	PC	H	L	88	96
2/2	UC Irvine	PC	H	W	98	81
2/7	UC Irvine	PC	A	W-OT	87	83
2/9	CS Fullerton	PC	A	W	69	67
2/12	BYU		A	L	83	84
2/14	Long Beach State	PC	H	W	96	90
2/16	UC Santa Barbara	PC	H	W	54	51
2/21	Pacific	PC	A	W	91	78
2/29	San José State	PCT	N1	L	68	94
3/6	Clemson	NCAA	N2	L	73	76

N1-Albuquerque, N.M. | N2-Ogden, Utah (West Regional)

*-Forfeited to Utah State

1980-81

Record: 12-16 | PCAA: 5-9, 1-5th place

Home: 6-6 | Away: 3-9 | Neutral: 3-1

11/28	St. Martin's		H	W	78	47
12/4	Weber State		A	W	81	66
12/6	BYU		H	L	79	82
12/9	Utah		H	L	81	83
12/16	Utah		A	L	74	99
12/19	Michigan State	IBC	N1	W	74	70
12/20	Washington	IBC	N1	W	80	78
12/27	BYU		A	L	89	104
12/30	Idaho State		A	L	69	74
1/3	Weber State		H	W	82	69
1/8	East Central Oklahoma		H	W	107	63
1/10	Portland State		A	L	85	93
1/15	Fresno State	PC	H	L	62	79
1/17	Pacific	PC	H	W	106	89
1/22	UC Santa Barbara	PC	A	W	78	72
1/24	CS Fullerton	PC	A	W	68	67
1/29	San José State	PC	A	L	64	68
1/31	San José State	PC	H	L	71	82
2/5	Long Beach State	PC	A	L	78	79
2/7	UC Irvine	PC	A	L-2OT	110	117
2/12	UC Irvine	PC	H	L	99	101
2/14	Long Beach State	PC	H	W	105	91
2/19	CS Fullerton	PC	H	W	77	73
2/21	UC Santa Barbara	PC	H	L	79	81
2/26	Pacific	PC	A	L	91	101
2/28	Fresno State	PC	A	L	58	82
3/5	UC Irvine	PCT	N2	W	93	90
3/6	Fresno State	PCT	N2	L	57	71

N1-Providence, R.I. | N2-Anaheim, Calif.

1979-80

Record: 19-8 • PCAA Champions • NCAA Tournament (0-1)



Front Row (L-R): Assistant Coach Tom Stewart, Head Coach Rod Tueller, Assistant Coach Dana Pagett, Graduate Assistant Pete Mathesius. **Back Row (L-R):** Trainer Dave Slack, Larry Bergeson, Steve Pinegar, Keith Hood, Craig Taylor, Brian Jackson, Dean Hunger, Leo Cunningham, Mark Miller, Gary Beck, Haakon Austefjord, Edgar Wickliffe, Rich McElrath, Lance Washington, Manager Dee Jones.

1982-83

Record: 20-9 • NCAA Tournament (0-1)



Front Row (L-R): Joel Rotta, Jerome Wiley, Dave Belshe, Michael "Pokey" McCullough, Scott Harries, Eric Petersen, Mark Cutler, Ron Hansen, Gary Beck, Ron Ence, Greg Grant, Chris McMullin, Bob De-Marco, Lance Washington.

1981-82

Record: 4-23 | PCAA: 2-12, 8th place
Home: 3-8 | Away: 1-12 | Neutral: 0-3

11/28	Utah	A	L	73	87
12/3	Montana	A	L	46	61
12/5	Montana State	A	L	51	55
12/8	BYU	H	L	43	51
12/12	Weber State	A	L	61	86
12/18	Seton Hall	KI	N1	L	77
12/19	Jacksonville	KI	N1	L	82
12/23	Utah	H	W	88	78
12/26	BYU	A	W	79	74
12/30	Idaho State	H	L	70	74
1/2	Weber State	H	L	78	83
1/7	West Texas State	A	L	81	90
1/14	San José State	PC	A	L	49
1/16	Fresno State	PC	A	L	50
1/21	Long Beach State	PC	H	W	90
1/23	UC Irvine	PC	H	L	68
1/28	Pacific	PC	A	L	78
1/30	Pacific	PC	H	W	88
2/4	UC Santa Barbara	PC	H	L	62
2/6	CS Fullerton	PC	H	L	68
2/11	UC Santa Barbara	PC	A	L	77
2/13	CS Fullerton	PC	A	L	63
2/19	Long Beach State	PC	A	L	54
2/20	UC Irvine	PC	A	L	72
2/25	San José State	PC	H	L	47
2/27	Fresno State	PC	H	L	61
3/3	UC Irvine	PCT	N2	L	64

N1-Lexington, Ky. | N2-Anaheim, Calif.

1982-83

Record: 20-9 | PCAA: 10-6, 3rd place
Home: 14-2 | Away: 6-5 | Neutral: 0-2
NCAA Tournament Participant

11/26	Midwestern	H	W	99	77
11/27	CS Northridge	H	W	100	63
11/30	BYU	A	W	75	69
12/4	Weber State	A	L	57	83
12/8	Utah	H	W	86	65
12/11	Idaho State	H	W	60	54
12/14	BYU	H	W	80	68
12/16	Weber State	H	W	74	62
12/23	Utah	A	W	67	66
12/28	San Diego	BBC	H	W	65
12/29	Texas Christian	BBC	H	W	84
1/6	UNLV	PC	H	L-OT	77
1/8	San José State	PC	H	W	77
1/13	UC Santa Barbara	PC	H	W	84
1/15	Pacific	PC	H	W	91
1/20	Fresno State	PC	A	L	62
1/22	Pacific	PC	A	W	85
1/27	Long Beach State	PC	A	W	77
1/29	UC Irvine	PC	A	L	76
2/3	Fresno State	PC	H	W	65

2/10	San José State	PC	A	W	76
2/12	UC Irvine	PC	H	L	85
2/17	CS Fullerton	PC	H	W	67
2/19	UNLV	PC	A	L	78
2/24	UC Santa Barbara	PC	A	W-OT	94
2/26	CS Fullerton	PC	A	L	71
3/5	Long Beach State	PC	H	W	81
3/10	San José State	PCT	N1	L	66
3/18	Iowa	NCAA	N2	L	59

1983-84

Record: 19-11 PCAA: 12-6, 4th place
Home: 10-3 | Away: 7-5 | Neutral: 2-3
National Invitation Tournament Participant

11/26	BYU	H	W	90	78
12/3	Weber State	H	L	73	74
12/9	BYU	CC	A	W	83
12/10	Lamar	CC	N1	W	59
12/13	Utah	A	W	66	64
12/16	Illinois State	INC	N2	L	74
12/17	Texas A&M	INC	N2	L	73
12/20	Utah	H	W	95	86
12/22	Weber State	A	W	69	63
1/5	Cal State Fullerton	PC	A	L	65
1/8	UC Santa Barbara	PC	A	W	65
1/12	UC Irvine	PC	H	W	71
1/14	UNLV	PC	H	L	88
1/19	New Mexico State	PC	A	L-OT	94
1/21	Long Beach State	PC	A	W	94
1/28	San José State	PC	A	W	79
1/30	Fresno State	PC	H	W	60
2/2	UC Santa Barbara	PC	H	W	79
2/4	CS Fullerton	PC	H	W	71
2/6	Pacific	PC	H	W	87
2/9	UNLV	PC	A	L	75
2/11	UC Irvine	PC	A	L	67
2/16	Long Beach State	PC	H	W	80
2/18	New Mexico State	PC	H	W	95
2/23	San José State	PC	H	W	68
2/25	Fresno State	PC	A	L	62
2/29	Pacific	PC	A	W	83
3/8	New Mexico State	PCT	N3	W	79
3/9	UNLV	PCT	N3	L	78
3/14	SW Louisiana	NIT	H	L	92

N1-Provo, Utah
N2-Bloomington, Ind. | N3-Los Angeles, Calif.

1984-85

Record: 17-11 | PCAA: 10-8, 1-4th place
Home: 10-3 | Away: 7-7 | Neutral: 0-1

11/24	Utah	A	W	93	92
11/26	CS Northridge	H	W	100	77
12/1	Weber State	A	L	70	77
12/4	BYU	A	W	97	93
12/8	Utah	H	W	92	79
12/11	BYU	H	W-OT	92	91
12/14	Weber State	H	W	104	83
12/21	Idaho State	A	W	94	85
12/28	LSU	A	L	71	103
1/2	UNLV	PC	H	L-3OT	140
1/5	UC Irvine	PC	H	L	73
1/10	UC Santa Barbara	PC	A	W	78
1/12	CS Fullerton	PC	A	L	72
1/19	San José State	PC	H	W	80
1/21	Pacific	PC	A	L	89
1/23	Fresno State	PC	H	L	75
1/28	Pacific	PC	H	W	73
1/31	UC Irvine	PC	A	W	87
2/2	UNLV	PC	A	L	83
2/6	Long Beach State	PC	H	W	86
2/9	New Mexico State	PC	A	W	80
2/14	CS Fullerton	PC	H	W	73
2/16	UC Santa Barbara	PC	H	W	67
2/21	Fresno State	PC	A	L	58
2/23	San José State	PC	A	L-2OT	76
2/28	Long Beach State	PC	A	W	81
3/2	New Mexico State	PC	H	W	105
3/7	San José State	PCT	N1	L	56

N1-Los Angeles, Calif.

1985-86

Record: 12-16 | PCAA: 8-10, 1-6th place
Home: 7-6 | Away: 4-9 | Neutral: 1-1

11/23	Utah	A	W-OT	87	84
11/29	Weber State	H	L	85	92
12/3	BYU	H	W	82	80
12/6	Murray State	ILC	N1	W	75
12/7	Illinois	ILC	A	L	64
12/10	BYU	A	W	88	76
12/14	Weber State	A	L	76	108
12/18	Georgia	H	L	74	99
12/28	Utah	H	L	56	61
1/2	UNLV	PC	A	L-2OT	94
1/4	UC Irvine	PC	A	L	82
1/9	CS Fullerton	PC	H	W-OT	82
1/11	UC Santa Barbara	PC	H	L	52
1/18	San José State	PC	H	W	80
1/23	Fresno State	PC	A	L	64
1/25	Pacific	PC	A	L	60
1/30	UC Irvine	PC	H	L	79
2/1	UNLV	PC	H	L	79
2/6	Long Beach State	PC	H	W	119
2/8	New Mexico State	PC	H	W	63
2/13	CS Fullerton	PC	A	W	74
2/15	UC Santa Barbara	PC	A	L	83
2/17	San José State	PC	A	L	69
2/20	Fresno State	PC	H	W	78
2/22	Pacific	PC	H	W	78
2/27	Long Beach State	PC	A	L-OT	92
3/1	New Mexico State	PC	A	W	65
3/6	New Mexico State	PCT	N2	L	71

N1-Champaign, Ill. | N2-Los Angeles, Calif.

QUICK FACTS

OUTLOOK

AGGIE BIOS

COACHES

OPPONENTS

SEASON REVIEW

RECORDS

UNIVERSITY

QUICK FACTS

OUTLOOK

AGGIE BIOS

COACHES

OPONENTS

SEASON REVIEW

RECORDS

UNIVERSITY

1986-87

Record: 15-16 | PCAA: 8-10, 7th place

Home: 10-3 | Away: 3-10 | Neutral: 2-3

11/28	Washington	GAS	N1	W	81	72
11/29	Northeastern	GAS	N1	L	91	96
11/30	North Carolina St.	GAS	N1	L	82	94
12/3	BYU		A	L	86	100
12/5	Grambling State		H	W	100	80
12/9	Utah		A	L	79	92
12/13	Weber State		A	W	84	75
12/16	BYU		H	L	93	97
12/20	Weber State		H	W	76	67
12/22	Fordham	MLC	N2	W-OT	93	88
12/23	San Francisco	MLC	A	W	91	82
12/27	Utah		H	W	81	75
1/3	New Mexico State	PC	H	W	77	69
1/5	Long Beach State	PC	H	L-OT	91	94
1/8	UC Irvine	PC	A	L	96	118
1/10	UNLV	PC	A	L	94	117
1/15	Fresno State	PC	A	L	68	70
1/17	Pacific	PC	A	W	73	69
1/22	CS Fullerton	PC	H	W-2OT	96	95
1/24	UC Santa Barbara	PC	H	W	64	61
1/29	Long Beach State	PC	A	L	66	93
1/31	New Mexico State	PC	A	L	82	85
2/5	UNLV	PC	H	L	78	113
2/7	UC Irvine	PC	H	W	106	103
2/14	San José State	PC	H	W-OT	91	86
2/16	Pacific	PC	H	W	85	61
2/19	CS Fullerton	PC	A	L	71	94
2/21	Fresno State	PC	H	W	68	65
2/26	San José State	PC	A	L	73	81
2/28	UC Santa Barbara	PC	A	L	71	73
3/5	UC Santa Barbara	PCT	N3	L	79	87

N1-Anchorage, Alaska | N2-San Francisco, Calif. | N3-Los Angeles, Calif.

1987-88

Record: 21-10 | PCAA: 13-5, 1-2nd place

Home: 10-3 | Away: 7-6 | Neutral: 4-1

PCAA Tournament Champion

NCAA Tournament Participant

11/27	Utah		A	L	64	77
12/1	BYU		H	L	92	96
12/5	Utah		H	W-2OT	76	70
12/11	Murray State	LI	N1	W	74	57
12/12	Texas	LI	A	W	80	75
12/19	BYU		A	L-OT	112	121
12/22	Weber State		A	W	107	93
12/29	Weber State		H	W	92	69
12/31	Kansas State		H	L	69	81
1/2	Pacific	PC	A	W	78	71
1/4	Fresno State	PC	A	W	90	68
1/7	Long Beach State	PC	H	W	86	81
1/9	New Mexico State	PC	H	W	53	52
1/14	UC Irvine	PC	A	L	81	87
1/16	UC Santa Barbara	PC	A	W	73	72
1/19	UNLV	PC	H	L	83	87

1/21	CS Fullerton	PC	H	W	75	72
1/30	San José State	PC	H	W	114	85
2/4	New Mexico State	PC	A	W	78	77
2/6	Long Beach State	PC	A	W	82	75
2/10	UC Santa Barbara	PC	H	W	85	62
2/13	UC Irvine	PC	H	W	102	83
2/18	UNLV	PC	A	L	74	94
2/20	CS Fullerton	PC	A	L	77	80
2/28	San José State	PC	A	L	95	96
3/3	Fresno State	PC	H	W	82	69
3/5	Pacific	PC	H	W	102	73
3/10	San José State	PCT	N2	W	80	72
3/11	UC Santa Barbara	PCT	N2	W	73	66
3/12	UC Irvine	PCT	N2	W	86	79
3/18	Vanderbilt	NCAA	N3	L	77	80

N1-Austin, Texas | N2-Los Angeles, Calif. | N3-Lincoln, Neb.



Coach: Kohn Smith
(1989-93)
63-78, .447 (Five Seasons)

1988-89

Record: 12-16 | Big West: 10-8, 1-4th place

Home: 8-4 | Away: 3-11 | Neutral: 1-1

11/30	Kansas State		A	L	67	86
12/3	Weber State		H	W	106	93
12/10	Utah		A	L	64	75
12/15	Utah		H	L	61	76
12/17	BYU		A	L	85	96
12/19	Weber State		A	L	74	75
12/21	BYU		H	L	72	74
12/28	Detroit	HC	N1	W	80	50
12/29	Indiana	HC	A1	L	61	73
1/3	Fresno State	BW	H	L	72	76
1/5	Pacific	BW	H	W	85	69
1/8	New Mexico State	BW	A	W	69	66
1/10	Long Beach State	BW	A	L	69	74
1/14	UC Santa Barbara	BW	H	W	78	65
1/16	UC Irvine	BW	H	W	104	71
1/19	UNLV	BW	A	L	80	102
1/21	CS Fullerton	BW	A	L	87	96
1/25	UNLV	BW	H	L	68	94
1/28	San José State	BW	H	W	68	54
2/2	Long Beach State	BW	H	W	82	69
2/4	New Mexico State	BW	H	W	92	71
2/13	UC Santa Barbara	BW	A	L	61	76
2/16	CS Fullerton	BW	H	W	90	80
2/23	San José State	BW	A	W	70	62
2/26	Pacific	BW	A	L	84	86
3/2	UC Irvine	BW	A	W-OT	95	94
3/4	Fresno State	BW	A	L	59	69
3/9	CS Fullerton	BWT	N2	L-OT	86	87

N1/A1-Indianapolis, Ind. | N2-Long Beach, Calif.

1989-90

Record: 14-16 | Big West: 8-10, 5th place

Home: 9-6 | Away: 5-8 | Neutral: 0-2

11/28	Boise State		H	W	54	45
11/30	BYU		H	L	65	71
12/2	CS Northridge		H	W	95	78
12/6	BYU-Hawaii		H	W	85	70
12/8	Colorado	EST	N1	L	90	104
12/9	George Washington	EST	N1	L	76	83
12/12	BYU		A	L	68	69
12/18	Utah		A	L	59	65
12/20	Weber State		H	W	70	52
12/28	Utah		H	W	79	77
12/30	Weber State		A	W	64	62
1/2	UC Irvine	BW	A	W	80	70
1/4	UC Santa Barbara	BW	A	L	66	91
1/6	CS Fullerton	BW	H	W-OT	83	82
1/13	San José State	BW	H	W	77	72
1/15	UC Santa Barbara	BW	H	L	82	91
1/18	Pacific	BW	A	W-OT	72	70
1/20	Fresno State	BW	A	W	68	65
1/25	Long Beach State	BW	H	L	78	79
1/27	New Mexico State	BW	H	L	73	81
2/1	UNLV	BW	A	L	90	124
2/3	CS Fullerton	BW	A	L	77	88
2/10	San José State	BW	A	W	88	83
2/17	Pacific	BW	H	W	66	63
2/19	Fresno State	BW	H	W	89	83
2/22	New Mexico State	BW	A	L	84	103
2/24	Long Beach State	BW	A	L	74	82
3/1	UNLV	BW	H	L	82	84
3/3	UC Irvine	BW	H	L	76	80
3/9	Long Beach State	BWT	A	L	68	86

N1-Maui, Hawaii

1990-91

Record: 11-17 | Big West: 8-10, 1-4th place

Home: 8-4 | Away: 2-12 | Neutral: 1-1

11/24	BYU		A	L	94	98
12/1	BYU		H	L	58	63
12/4	Utah		A	L	76	84
12/8	Boise State		A	L	77	89
12/13	Weber State		H	W	77	62
12/19	Weber State		A	W	82	72
12/21	Air Force	MLC	N1	W	64	63
12/22	San Francisco	MLC	A	L	79	87
12/29	Utah		H	L	63	74
1/2	UC Irvine	BW	H	W	111	88
1/4	UC Santa Barbara	BW	H	W	81	75
1/7	CS Fullerton	BW	A	L	91	93
1/9	UNLV	BW	A	L	93	124
1/17	Pacific	BW	H	W	74	64
1/19	Fresno State	BW	H	W	91	69
1/24	Long Beach State	BW	A	L	78	89
1/26	New Mexico State	BW	A	L	66	86
1/28	UNLV	BW	H	L	83	126
1/31	CS Fullerton	BW	H	W	74	63
2/2	San José State	BW	H	W	88	71
2/9	San José State	BW	A	W	69	62
2/14	Fresno State	BW	A	L	86	107
2/16	Pacific	BW	A	L-2OT	92	100
2/21	New Mexico State	BW	H	L	75	83
2/23	Long Beach State	BW	H	W	90	80
2/28	UC Santa Barbara	BW	A	L	82	98
3/2	UC Irvine	BW	A	L	107	109
3/8	UC Santa Barbara	BWT	N2	L	76	80

N1-San Francisco, Calif. | N2-Long Beach, Calif.

1991-92

Record: 16-12 | Big West: 10-8, 5th place

Home: 11-3 | Away: 4-8 | Neutral: 1-1

11/26	BYU		H	L	66	82
12/3	Utah		H	L	62	71
12/7	Weber State		A	W	92	78
12/10	Utah		A	W-OT	74	72
12/13	BYU	CC	A	L	77	93
12/14	Oral Roberts	CC	N1	W	109	97
12/21	BYU-Hawaii		H	W	78	74
12/30	Weber State		H	W	84	72
1/4	Fresno State	BW	A	W	88	83
1/9	UC Irvine	BW	H	W	81	63

1987-88

Record: 21-10 • PCAA Tournament Champions • NCAA Tournament (0-1)



Front Row (L-R): Manager Mark Seegmiller, Jon Judkins, Reid Newey, Doug Gotcher, Kevin Nixon, Jeff Anderson, Chris Sheehan, Manager Ken Christensen. **Back Row (L-R):** Equipment Manager Ken Seamons, Assistant Coach Kohn Smith, Assistant Coach Jimmy Moore, Jerry Davis, Dan Conway, Stan Pepek, Greg Housekeeper, Darren Johnson, Gilbert Pete, Nathan Grant, Trainer Dale Mildnerberger, Head Coach Rod Tueller, Trainer Shauna Bolliger.



ALL-TIME RESULTS



1/11	CS Fullerton	BW	H	W	89	72
1/13	Rutgers		H	W	78	70
1/16	UC Santa Barbara	BW	A	L	72	74
1/18	Long Beach State	BW	A	L	72	87
1/23	San José State	BW	H	W	80	63
1/25	Pacific	BW	H	W	67	60
1/30	UNLV	BW	H	L-OT	80	85
2/6	CS Fullerton	BW	A	L-OT	99	111
2/8	UC Irvine	BW	A	L	75	80
2/10	New Mexico State	BW	A	L	69	75
2/13	Long Beach State	BW	H	W	76	75
2/15	UC Santa Barbara	BW	H	W	70	54
2/20	Pacific	BW	A	L	64	86
2/22	San José State	BW	A	W	84	79
2/29	New Mexico State	BW	H	W-OT	85	78
3/3	UNLV	BW	A	L	53	65
3/7	Fresno State	BW	H	W	70	62
3/13	Pacific	BWT	N2	L	69	86

N1-Provo, Utah | N2-Long Beach, Calif.

1992-93

Record: 10-17 | Big West: 7-11, 7th place

Home: 7-6 | Away: 3-10 | Neutral: 0-1

12/2	Montana Tech		H	W	80	49
12/4	BYU		H	L	83	93
12/8	Utah		A	L	79	86
12/12	Weber State		A	L	80	85
12/18	BYU		A	L	65	89
12/22	Utah		H	W	85	75
12/29	Seattle Pacific		H	W	88	76
1/3	Nevada	BW	A	W	84	61
1/7	UC Irvine	BW	A	W	70	65
1/9	CS Fullerton	BW	A	L	71	91
1/14	UC Santa Barbara	BW	H	W	75	65
1/16	Long Beach State	BW	H	L	59	65
1/19	Rutgers		A	L	93	113
1/23	Pacific	BW	A	L	79	86
1/26	San José State	BW	A	L-OT	79	80
1/30	UNLV	BW	H	L	78	87
2/1	New Mexico State	BW	H	L	64	76
2/4	CS Fullerton	BW	H	W	86	61
2/6	UC Irvine	BW	H	W	81	70
2/11	Long Beach State	BW	A	L	64	76
2/13	UC Santa Barbara	BW	A	W-OT	77	75
2/18	Pacific	BW	H	L	62	72
2/20	San José State	BW	H	W	92	79
2/25	New Mexico State	BW	A	L	60	82
2/27	UNLV	BW	A	L	86	94
3/6	Nevada	BW	H	L	87	97
3/12	UNLV	BWT	N1	L	86	104

N1-Long Beach, Calif.



Coach: Larry Eustachy
(1994-98)
98-53, .649 (Five Seasons)

1993-94

Record: 14-13 | Big West: 11-7, T-2nd place

Home: 9-3 | Away: 4-8 | Neutral: 1-2

12/3	Colorado State		A	L	65	78
12/7	Weber State		H	L	86	87
12/11	Chadron State		H	W	109	71
12/14	BYU		A	L	65	78
12/18	Lewis-Clark State		H	W	66	53
12/22	Utah		A	L	55	61
12/28	Old Dominion	CS	NI	W	77	74
12/29	Wyoming	CS	NI	L-OT	69	73
1/3	Pacific	BW	H	W	74	65
1/5	San José State	BW	H	W	57	48
1/8	Long Beach State	BW	A	L	70	89
1/10	UC Santa Barbara	BW	A	L	33	53
1/15	CS Fullerton	BW	H	W	59	50
1/17	UC Irvine	BW	H	L	71	78
1/20	New Mexico State	BW	A	L	71	82
1/22	UNLV	BW	A	L	61	67
1/29	Nevada	BW	A	L	55	65
2/3	UNLV	BW	H	W-OT	82	81
2/5	New Mexico State	BW	H	W	69	68
2/10	UC Irvine	BW	A	W-OT	79	77

2/12	CS Fullerton	BW	A	W	59	52
2/17	Long Beach State	BW	H	W-OT	80	76
2/19	UC Santa Barbara	BW	H	L	60	63
2/24	San José State	BW	A	W	67	64
2/26	Pacific	BW	A	W-OT	84	79
3/5	Nevada	BW	H	W	71	59
3/11	UC Irvine	BWT	N2	L	68	78

NI-Casper, Wyo. | N2-Las Vegas, Nev.

1994-95

Record: 21-8 | Big West: 14-4, 1st place

Home: 13-4 | Away: 7-3 | Neutral: 1-1

Big West Conference Regular Season Champion

National Invitation Tournament Participant

11/18	Simon Fraser		H	W	97	67
11/26	Boise State		A	L	68	81
12/1	BYU		H	W	83	59
12/17	Southern Utah		N1	W	76	63
12/23	Utah		H	L	71	75
12/28	Lewis-Clark State	GC	H	W	86	62
12/29	Idaho State	GC	H	W	67	62
1/2	Boise State		H	W	66	61
1/5	San José State	BW	A	W	71	62
1/7	Pacific	BW	A	W	58	57
1/11	UC Santa Barbara	BW	H	W	75	56
1/14	CS Fullerton	BW	A	W	84	73
1/16	UC Irvine	BW	A	W	93	87
1/19	Long Beach State	BW	H	W	87	67
1/21	UNLV	BW	H	L	63	69
1/28	Nevada	BW	H	W	73	57
2/2	UC Santa Barbara	BW	A	W	64	56
2/4	Long Beach State	BW	A	L	50	62
2/9	UC Irvine	BW	H	W	94	67
2/11	CS Fullerton	BW	H	W	103	71
2/13	New Mexico State	BW	H	L-2OT	100	104
2/16	UNLV	BW	A	W	76	72
2/18	New Mexico State	BW	A	W	75	63
2/21	Cal Poly		H	W	106	53
2/25	Nevada	BW	A	L	75	90
3/2	San José State	BW	H	W	89	69
3/4	Pacific	BW	H	W	74	64
3/10	UC Irvine	BWT	N2	L	72	76
3/16	Illinois State	NIT	H	L-OT	87	93

NI-Salt Lake City, Utah | N2-Las Vegas, Nev.

1995-96

Record: 18-15 | Big West: 10-8, 4th place

Home: 12-3 | Away: 5-8 | Neutral: 1-4

11/18	Simon Fraser		H	W	67	52
11/24	Wichita State	BI	N1	L-2OT	61	63
11/25	Valparaiso	BI	N1	L	70	79
11/26	Hawaii'i-Hilo	BI	A	W	103	86
12/2	Lewis-Clark State		H	W	61	57
12/5	BYU		A	L	52	76
12/9	Utah		A	L	43	59
12/16	Weber State		N2	L-OT	79	81
12/18	Chaminade		H	W	98	52
12/28	Miss. Valley State	GC	H	W	80	63
12/29	Southern Miss	GC	H	W	77	65
1/4	UNLV	BW	A	L	57	66
1/8	Nevada	BW	A	W-OT	75	71
1/11	Southern Illinois		H	L	69	70
1/13	Pacific	BW	H	W-2OT	73	71
1/15	San José State	BW	H	W-OT	60	58
1/18	Long Beach State	BW	A	L	73	80
1/20	UC Santa Barbara	BW	A	L	80	85
1/25	CS Fullerton	BW	H	W	73	49
1/27	UC Irvine	BW	H	L	72	78
1/29	New Mexico State	BW	A	W	70	60
2/3	Nevada	BW	H	W	72	62
2/8	San José State	BW	A	L	65	68
2/10	Pacific	BW	A	L	57	74
2/15	UC Santa Barbara	BW	H	W	78	63
2/17	Long Beach State	BW	H	L	50	71
2/22	New Mexico State	BW	H	W	76	69
2/24	CS Fullerton	BW	A	W	66	53
2/26	UC Irvine	BW	A	L	76	81
3/2	UNLV	BW	H	W	82	69
3/8	Nevada	BWT	A	W	70	65
3/9	Long Beach State	BWT	N3	W	86	73
3/10	San José State	BWT	N3	L-OT	75	76

N1-Hilo, Hawaii'i | N2-Salt Lake City, Utah | N3-Reno, Nev.

1996-97

Record: 20-9 | Big West: 12-4, T-1st Eastern Division

Home: 13-2 | Away: 5-6 | Neutral: 2-1

11/16	Simon Fraser		H	W	75	39
11/26	Utah		H	L	41	60
11/30	So. California College		H	W	68	50
12/7	Humboldt State		H	W	69	50
12/10	BYU		A	L	61	64
12/14	Colorado State		H	L	59	62
12/19	Weber State		A	W	80	68
12/21	Wyoming		N1	W	73	72
12/27	Texas Southern	GC	H	W	72	41
12/28	Portland	GC	H	W	63	48
1/2	Nevada	BW	H	W	68	59
1/4	Southern Illinois		A	L	64	67
1/9	Boise State	BW	A	W-OT	73	60
1/12	Idaho	BW	A	W	55	52
1/16	North Texas	BW	H	W	79	56
1/18	New Mexico State	BW	H	W	71	68
1/23	CS Fullerton	BW	A	W	91	80
1/25	Nevada	BW	A	L	59	72
1/30	Cal Poly	BW	H	W	85	74
2/1	UC Santa Barbara	BW	H	W	71	63
2/6	Pacific	BW	A	L-OT	71	77
2/8	Long Beach State	BW	A	L	58	71
2/15	UC Irvine	BW	H	W	87	50
2/20	Idaho	BW	H	W	69	58
2/22	Boise State	BW	H	W	58	41
2/27	New Mexico State	BW	A	L	63	89
3/1	North Texas	BW	A	W	72	53
3/7	UC Santa Barbara	BWT	N2	W	81	66
3/8	Pacific	BWT	N2	L	54	71

N1-Salt Lake City, Utah | N2-Reno, Nev.

1997-98

Record: 25-8 | Big West: 13-3, 1st Eastern Division

Home: 15-0 | Away: 6-7 | Neutral: 4-1

Big West Conference Tournament Champion

NCAA Tournament Participant

11/14	Simon Fraser		H	W	79	67
11/17	Minnesota	NIT	A	W	75	64
11/19	Florida State	NIT	A	L	55	66
11/22	Southern Oregon		H	W	111	61
11/29	BYU		H	W	72	69
12/3	Wyoming		A	L	61	67
12/6	San Diego State		N1	W	64	61
12/10	Utah		A	L	55	71
12/20	Long Island		H	W	100	84
12/27	Weber State		H	W	71	65
12/30	Fresno Pacific	GC	H	W	69	51
12/31	Radford	GC	H	W	80	73
1/3	Colorado State		A	L	59	68
1/8	Pacific	BW	H	W	70	62
1/10	Long Beach State	BW	H	W	69	55
1/15	Cal Poly	BW	A	W-OT	91	88
1/17	UC Santa Barbara	BW	A	W-OT	69	66
1/22	Boise State	BW	H	W	70	41
1/24	Idaho	BW	H	W	68	66
1/29	North Texas	BW	A	W	79	64
1/31	New Mexico State	BW	A	L	69	74
2/5	Nevada	BW	H	W	74	52
2/7	CS Fullerton	BW	H	W	69	44
2/12	UC Irvine	BW	A	W	60	51
2/14	Nevada	BW	A	L	62	73
2/19	Idaho	BW	A	W	59	50
2/21	Boise State	BW	A	L	49	57
2/26	New Mexico State	BW	H	W-OT	84	82
2/28	North Texas	BW	H	W	102	76
3/6	Long Beach State	BWT	N2	W	69	61
3/7	CS Fullerton	BWT	N2	W	65	56
3/8	Pacific	BWT	N2	W	78	63
3/12	Maryland	NCAA	N3	L	68	82

N1-Salt Lake City, Utah | N2-Reno, Nev. | N3-Sacramento, Calif.

QUICK FACTS

OUTLOOK

AGGIE BIOS

COACHES

OPONENTS

SEASON REVIEW

RECORDS

UNIVERSITY

1997-98

RECORD: 25-8 • BIG WEST CHAMPIONS • NCAA TOURNAMENT (0-1)



Bottom Row (L-R): Marcus Saxon, Kevin Rice, Justin Jones, Donnie Johnson, Charles Brady, Dave Isaacson, Brandon Birch. **Top Row (L-R):** Tyrone Allick, Rick Randall, Rashad Elliott, Pharoah Davis, Neal Geddes, Michael Jones, Mark Thurston.



Coach: Stew Morrill
(1999-2015)
402-156 (17 Seasons)

1998-99

Record: 15-13 | Big West: 8-8, T-4th Eastern Division

Home: 13-2 | Away: 2-9 | Neutral: 0-2

11/9	Simon Fraser		H	W	96	79
11/18	Utah		H	W	62	54
11/20	CO-Colorado Springs		H	W	82	61
11/24	San Diego State		A	W	63	60
11/28	Whitworth College		H	W	69	65
12/5	Colorado State		H	L	61	64
12/10	Fresno State		A	L	77	82
12/19	Weber State		N1	L	72	82
12/29	Norfolk State	GC	H	W	84	71
12/30	Lafayette	GC	H	W	85	67
1/2	BYU		A	L	59	61
1/7	Pacific	BW	A	L	73	84
1/9	Long Beach State	BW	A	L	55	64
1/14	Cal Poly	BW	H	W	97	73
1/16	UC Santa Barbara	BW	H	L-OT	65	66
1/21	Boise State	BW	A	W	58	52
1/23	Idaho	BW	A	L	58	77
1/28	North Texas	BW	H	W	92	61
1/30	New Mexico State	BW	H	W	61	54
2/4	Cal State Fullerton	BW	A	L	78	88
2/6	Nevada	BW	A	L	70	79
2/11	UC Irvine	BW	H	W	76	46
2/13	Nevada	BW	H	W	66	60
2/18	Idaho	BW	H	W	68	67
2/20	Boise State	BW	H	W	63	62
2/25	New Mexico State	BW	A	L	52	55
2/27	North Texas	BW	A	L	90	94
3/4	UC Santa Barbara	BWT	N2	L	74	75

1999-2000

Record: 28-6 | Big West: 16-0, 1st Eastern Division

Home: 15-1 | Away: 9-3 | Neutral: 4-2

Big West Conference Tournament Champion

NCAA Tournament Participant

11/13	Simon Fraser		H	W	78	57
11/22	Florida	MI	N1	L	58	60
11/23	Chaminade	MI	N1	W	70	48
11/24	Southern Cal	MI	N1	W	52	50
11/30	Northern Arizona		A	L	52	64
12/4	UC San Diego		H	W	82	58
12/7	Utah		A	L	42	77
12/9	Northern Arizona		H	W	80	58
12/18	Western State		H	W	93	51
12/21	Weber State		A	L	73	86
12/28	Mercer	GC	H	W	74	55

12/29	San Diego	GC	H	W-OT	68	65
1/4	Fresno State		H	W	83	66
1/8	BYU		H	L	73	82
1/13	CS Fullerton	BW	H	W	82	70
1/15	UC Irvine	BW	H	W	81	46
1/20	UC Santa Barbara	BW	A	W	61	57
1/22	Cal Poly	BW	A	W	74	62
1/27	Boise State	BW	A	W	75	68
1/30	Idaho	BW	A	W	67	60
2/3	North Texas	BW	H	W	83	70
2/5	New Mexico State	BW	H	W	66	51
2/10	Nevada	BW	H	W	69	54
2/12	Long Beach State	BW	A	W	71	63
2/17	Nevada	BW	A	W	62	53
2/19	Pacific	BW	H	W	64	55
2/24	New Mexico State	BW	A	W	70	66
2/26	North Texas	BW	A	W	76	68
2/2	Idaho	BW	H	W	73	52
3/4	Boise State	BW	H	W	74	62
3/9	Pacific	BWT	N2	W	64	41
3/10	Nevada	BWT	A	W	69	64
3/11	New Mexico State	BWT	N2	W	71	66
3/17	Connecticut	NCAA	N3	L	67	75
N1-Lahaina, Hawaii N2-Reno, Nev. N3-Birmingham, Ala.						

2000-01

Record: 28-6 | Big West: 13-3, 2nd Place

Home: 15-0 | Away: 7-4 | Neutral: 6-2

Big West Conference Tournament Champion

NCAA Tournament Participant

11/17	Santa Clara	TOC	N1	W	76	67
11/18	South Florida	TOC	N1	W	69	66
11/19	Austin Peay	TOC	N1	L-OT	76	80

N1-Lahaina, Hawaii | N2-Reno, Nev. | N3-Birmingham, Ala.

11/25	Colo.-Colorado Springs	H	W	68	61	
11/29	Idaho State	A	W	59	55	
12/6	Utah	H	W	58	57	
12/9	Montana Tech	H	W	79	29	
12/16	BYU	A	L	67	69	
12/20	UC Riverside	A	W	76	62	
12/23	Weber State	H	W	89	77	
12/29	Albany	GC	H	W	88	43
12/30	Air Force	GC	H	W	59	50
1/4	Cal Poly	BW	A	W	82	69
1/6	Idaho	BW	A	W	80	58
1/11	Long Beach State	BW	H	W	76	60
1/13	Pacific	BW	H	W	73	59
1/16	UC Riverside	H	W	75	45	
1/20	Boise State	BW	H	W	82	64
1/25	Pacific	BW	A	W	62	51
1/27	Idaho	BW	H	W	71	57
1/31	UC Irvine	BW	A	L	51	56
2/2	CS Fullerton	BW	A	W	76	52
2/8	UC Irvine	BW	H	W	67	52
2/10	CS Fullerton	BW	H	W	58	46
2/15	UC Santa Barbara	BW	A	W	71	48
2/17	Long Beach State	BW	A	L	56	71
2/24	Boise State	BW	A	L-OT	77	78
3/1	UC Santa Barbara	BW	H	W	83	50
3/3	Cal Poly	BW	H	W	82	55
3/8	CS Fullerton	BWT	N2	W	74	43
3/9	Boise State	BWT	N2	W	67	48
3/10	Pacific	BWT	N2	W	50	38
3/15	Ohio State	NCAA	N3	W-OT	77	68
3/17	UCLA	NCAA	N3	L	50	75
N1-Fairbanks, Alaska N2-Anaheim, Calif. N3-Hensboro, N.C.						

2001-02

Record: 23-8 | Big West: 13-5, T-1st

Home: 14-2 | Away: 7-5 | Neutral: 2-1

Big West Conference Regular Season Champion

National Invitation Tournament Participant

11/17	Montana State		A	W	66	51
11/23	Utah		A	W	78	65
11/28	Idaho State		H	W	64	59
12/1	BYU		H	W-OT	90	81
12/4	Montana State		H	W	60	55
12/8	Weber State		A	L	64	67
12/15	Western State		H	W	99	43
12/20	CS Northridge	BW	H	W	73	56
12/22	Pacific	BW	H	W	81	71
12/28	Centenary	GC	H	W	74	59
12/29	Idaho State	GC	H	W	74	56
1/3	Cal Poly	BW	A	L	58	61
1/5	UC Santa Barbara	BW	A	W	60	56
1/10	UC Irvine	BW	H	L	66	67
1/12	Long Beach State	BW	H	W	70	66
1/17	UC Riverside	BW	A	W	68	42
1/19	CS Fullerton	BW	A	L	51	65
1/26	Idaho	BW	A	W	57	46
1/31	UC Santa Barbara	BW	H	W	72	64

1999-2000

RECORD: 28-6 • BIG WEST CHAMPIONS • NCAA TOURNAMENT (0-1)



Front Row (L-R): Bernard Rock, Academic Advisor Bre White, Trainer Mike Williams, Assistant Coach Randy Rahe, Head Coach Stew Morrill, Assistant Coach Don Verlin, Assistant Coach Mark Arce, Manager Darrell Young, Rashawn Thomas. **Back Row (L-R):** K.C. Comadena, Dion Bailey, Tony Brown, Brennan Ray, Brad Wilden, Curtis Bobb, Dan Stewart, Dimitri Jorssen, Chad Evans, Jason Hendrian, Andre Mahorn, Shawn Daniels, Jason Napier, Troy Rolle.

2000-01

RECORD: 28-6 • BIG WEST TOURNAMENT CHAMPIONS • NCAA TOURNAMENT (1-1)



Front Row (L-R): Calvin Brown, Manager Erik Skinner, Trainer Mike Williams, Assistant Coach Randy Rahe, Head Coach Stew Morrill, Assistant Coach Don Verlin, Assistant Coach Mark Arce, Thomas Vincent. **Back Row (L-R):** Bernard Rock, Michael Stowell, Dion Bailey, Curtis Bobb, Brennan Ray, Dan Stewart, Jeremy Vague, Dimitri Jorssen, Shawn Daniels, Chad Evans, Jason Napier, Toraino Johnson, Tony Brown, Nate Bullen.

2/2	Cal Poly	BW	H	W	85	53
2/7	Long Beach State	BW	A	W	60	53
2/9	UC Irvine	BW	A	W	62	61
2/14	CS Fullerton	BW	H	W	60	45
2/16	UC Riverside	BW	H	W	59	42
2/23	Idaho	BW	H	W	65	56
2/28	Pacific	BW	A	L	51	55
3/2	CS Northridge	BW	A	L	54	62
3/7	Idaho	BWT	N	W	61	41
3/8	Pacific	BWT	N	W	69	65
3/9	UC Santa Barbara	BWT	N	L	56	60
3/13	Montana State	NIT	H	L	69	77

2002-03

Record: 24-9 | Big West: 12-6, 3rd
Home: 12-2 | Away: 7-6 | Neutral: 5-1
Big West Conference Tournament Champion
NCAA Tournament Participant

11/23	Illinois State	A	W	68	53	
11/26	Whitman	H	W	86	52	
11/29	Vermont	N1	W	62	59	
11/30	Drake	N1	W	73	61	
12/1	Hawai'i-Hilo	A	W	71	60	
12/7	Jackson State	A	L	57	63	
12/14	BYU	A	L	56	66	
12/17	Utah	H	W	59	54	
12/21	Weber State	H	W	66	64	
12/27	Arkansas State	GC	H	W	72	54
12/28	Idaho State	GC	H	W	66	59
1/2	CS Northridge	BW	A	W	59	44
1/4	Pacific	BW	A	L	54	66
1/9	Cal Poly	BW	H	W	81	67
1/11	UC Santa Barbara	BW	H	W	75	59
1/15	UC Irvine	BW	A	L-OT	73	75
1/18	Long Beach State	BW	A	W	63	55
1/23	UC Riverside	BW	H	W	77	58
1/25	CS Fullerton	BW	H	W	61	60
2/1	Idaho	BW	A	W	60	56
2/6	UC Santa Barbara	BW	A	L	50	62
2/8	Cal Poly	BW	A	W	64	63
2/13	UC Irvine	BW	H	L	58	59
2/15	Long Beach State	BW	H	W	95	61
2/20	CS Fullerton	BW	A	W	62	41
2/22	UC Riverside	BW	A	L	65	72
3/1	Idaho	BW	H	L	51	52
3/6	CS Northridge	BW	H	W	69	58
3/8	Pacific	BW	H	W	75	70
3/13	CS Fullerton	BWT	N2	W-OT	89	83
3/14	UC Irvine	BWT	N2	W	62	55
3/15	Cal Poly	BWT	N2	W	57	54
3/20	Kansas	NCAA	N3	L	61	64
N1-Hilo, Hawai'i N2-Anaheim, Calif. N3-Oklahoma City, Okla.						

N1-Hilo, Hawai'i | N2-Anaheim, Calif. | N3-Oklahoma City, Okla.

2003-04

Record: 25-4 | Big West: 17-1, T-1st
Home: 15-1 | Away: 10-2 | Neutral: 0-1
Big West Conference Regular Season Champion
National Invitation Tournament Participant

11/21	Fort Lewis College	H	W	86	54	
11/25	Weber State	A	W	66	60	
11/29	Illinois State	H	W	89	84	
12/3	Utah	A	L	45	56	
12/13	Idaho State	A	W	73	62	
12/18	Jackson State	H	W	67	42	
12/23	BYU	H	W	76	74	
12/29	San Francisco	GC	H	W	74	48
12/30	New Mexico State	GC	H	W	73	57
1/3	Idaho	BW	H	W	69	56
1/8	UC Santa Barbara	BW	A	W	74	67
1/10	Cal Poly	BW	A	W	69	63
1/15	Pacific	BW	H	W	66	51
1/17	CS Northridge	BW	H	W	83	57
1/22	CS Fullerton	BW	A	W	57	49
1/24	UC Riverside	BW	A	W	62	58
1/29	UC Irvine	BW	H	W	57	48
1/31	Long Beach State	BW	H	W	84	46
2/5	Cal Poly	BW	H	W	57	43
2/7	UC Santa Barbara	BW	H	W	63	54
2/12	CS Northridge	BW	A	W	69	47
2/14	Pacific	BW	A	L	60	64
2/19	UC Riverside	BW	H	W-OT	77	72
2/21	CS Fullerton	BW	H	W	87	61
2/26	Long Beach State	BW	A	W	67	47
2/28	UC Irvine	BW	A	W	59	56
3/5	Idaho	BW	A	W	64	60

3/12	CS Northridge	BWT	N	L	62	63
3/17	Hawai'i	NIT	H	L	74	85

N-Anaheim, Calif.

2004-05

Record: 24-8 | Big West: 13-5, 2nd
Home: 14-1 | Away: 6-5 | Neutral: 4-2
Big West Conference Tournament Champion
NCAA Tournament Participant

11/18	Georgia Southern	TOC	N1	W	71	61
11/20	Central Florida	TOC	N1	L	52	55
11/21	Northwestern	TOC	N1	W	64	57
11/27	UC Davis		H	W	81	55
12/1	BYU		H	W	71	57
12/4	Utah		H	W	71	45
12/7	IPFW		A	L	59	64
12/11	Weber State		H	W	73	56
12/18	BYU		A	W	84	62
12/23	Idaho	BW	A	L	62	69
12/29	South Carolina St.	GC	H	W	82	60
12/ 30	Loyola Marymount	GC	H	W	87	42
1/6	UC Santa Barbara	BW	H	W	80	70
1/8	Cal Poly	BW	H	W	76	65
1/13	Pacific	BW	A	L-2OT	66	73
1/15	CS Northridge	BW	A	L	67	70
1/20	CS Fullerton	BW	H	W	84	60
1/22	UC Riverside	BW	H	W	77	52
1/27	UC Irvine	BW	A	W	77	52
1/29	Long Beach State	BW	A	W	75	44
2/3	Cal Poly	BW	A	W	81	57
2/5	UC Santa Barbara	BW	A	W	80	50
2/10	CS Northridge	BW	H	W	77	57
2/12	Pacific	BW	H	L	63	64
2/17	UC Riverside	BW	A	W	73	48
2/19	CS Fullerton	BW	A	L	60	64
2/24	Long Beach State	BW	H	W	68	52
2/26	UC Irvine	BW	H	W	87	49
3/4	Idaho	BW	H	W	65	43
3/11	CS Fullerton	BWT	N2	W	84	77
3/12	Pacific	BWT	N2	W	65	52
3/17	Arizona	NCAA	N3	L	53	66

N1-Fairbanks, Alaska | N2-Anaheim, Calif. | N3-Boise, Idaho

2002-03

RECORD: 24-9 • BIG WEST TOURNAMENT CHAMPIONS • NCAA TOURNAMENT (0-1)



Front Row (L-R): Mark Brown, Calvin Brown, Trainer Mike Williams, Assistant Coach Randy Rahe, Head Coach Stew Morrill, Assistant Coach Don Verlin, Assistant Coach Tim Duryea, K.C. Comadena, Greg Patton. **Back Row (L-R):** Michael Stowell, John Neil, Nate Harris, Desmond Penigar, Ian McVey, Mike Ahmad, Mike Puzey, Spencer Nelson, Chad Evans, Toraino Johnson, Cardell Butler, Ronnie Ross.

QUICK FACTS

OUTLOOK

AGGIE BIOS

COACHES

OPPONENTS

SEASON REVIEW

RECORDS

UNIVERSITY

2004-05

RECORD: 24-8 • BIG WEST TOURNAMENT CHAMPIONS • NCAA TOURNAMENT (0-1)



Front Row (L-R): Cass Matheus, Marques Crane, Chris Huber, Tyler Williams, Calvin Brown, Jimmie Edwards, Jaycee Carroll, David Pak, Danny Gray. **Back Row (L-R):** Jason Williams, Tai Wesley, Spencer Nelson, Nate Harris, Matt Formisano, John Neil, Ian McVey.

2005-06

Record: 23-9 | WAC: 11-5, T-2nd
Home: 14-2 | Away: 7-6 | Neutral: 2-1
NCAA Tournament Participant

11/19	Oral Roberts	A	W-OT	72	67	
11/21	Middle Tennessee	A	L	59	60	
11/26	Lewis & Clark College	H	W	102	65	
11/30	Utah	A	L	66	67	
12/5	Middle Tennessee	H	W	79	61	
12/10	Weber State	A	W	69	60	
12/17	Hawai'i	WAC	A	L	59	69
12/20	Oral Roberts	H	W	65	64	
12/22	BYU	H	W	91	80	
12/29	Arkansas-Little Rock	GC	H	W	76	44
12/30	Binghamton	GC	H	W	81	47
1/5	San José State	WAC	A	W	67	56
1/7	Fresno State	WAC	A	L-2OT	96	99
1/12	Boise State	WAC	H	W	75	69
1/14	Idaho	WAC	H	W	83	58
1/18	Louisiana Tech	WAC	H	W	64	55
1/23	Nevada	WAC	A	W	59	53
1/27	South Dakota State	H	W	72	51	
1/30	Hawai'i	WAC	H	W	63	52
2/2	New Mexico State	WAC	A	L	86	93
2/4	Louisiana Tech	WAC	A	W	63	62
2/11	New Mexico State	WAC	H	L	77	83
2/15	Idaho	WAC	A	W	80	42
2/18	Northwestern State	BB	H	W	66	63
2/23	Boise State	WAC	A	W	64	62
2/25	Nevada	WAC	H	L	57	75
3/2	Fresno State	WAC	H	W	87	77
3/4	San José State	WAC	H	W	61	58
3/9	San José State	WACT	N1	W	76	69
3/10	Louisiana Tech	WACT	N1	W	68	64
3/11	Nevada	WACT	A	L-OT	63	70
3/16	Washington	NCAA	N2	L	61	75
N1-Reno, Nev. N2-San Diego, Calif.						

2006-07

Record: 23-12 | WAC: 9-7, 4th
Home: 13-1 | Away: 5-11 | Neutral: 5-0
National Invitation Tournament Participant

11/10	Northwestern State	A	L	71	88	
11/17	Centenary	TOC	N1	W	77	71
11/18	Drake	TOC	N1	W	92	74
11/19	Weber State	TOC	N1	W	68	55
11/25	Weber State	H	W	77	68	
11/29	South Dakota State	A	W	56	50	
12/1	Idaho State	H	W	83	46	
12/6	Utah	H	W	60	57	
12/9	Utah Valley	A	W	69	65	
12/16	BYU	A	L	62	75	
12/21	IPFW	H	W	77	63	
12/23	Santa Clara	A	L-OT	75	77	
12/30	CS Bakersfield	H	W	65	49	
1/4	Boise State	WAC	A	L	66	77

1/6	Fresno State	WAC	A	L	70	79
1/10	Utah Valley		H	W	81	70
1/13	Louisiana Tech	WAC	H	W	69	49
1/15	Idaho	WAC	H	W	74	56
1/18	Boise State	WAC	H	W	80	79
1/20	San José State	WAC	A	W	57	56
1/27	Nevada	WAC	A	L	62	79
1/29	Hawai'i	WAC	A	L	61	69
2/3	San José State	WAC	H	W	66	57
2/5	New Mexico State	WAC	H	W	75	63
2/10	Idaho	WAC	A	W	75	66
2/14	Hawai'i	WAC	H	W	58	50
2/17	Oral Roberts	BB	A	W	71	65
2/22	New Mexico State	WAC	A	L	73	76
2/24	Louisiana Tech	WAC	A	L	71	84
3/1	Nevada	WAC	H	W-OT	79	77
3/3	Fresno State	WAC	H	L	66	71
3/8	Hawai'i	WACT	N2	W	73	70
3/9	Nevada	WACT	N2	W	79	77
3/10	New Mexico State	WACT	A	L	70	72
3/13	Michigan	NIT	A	L	58	68
N1-Fairbanks, Alaska N2-Las Cruces, N.M.						

2007-08

Record: 24-11 | WAC: 12-4, T-1st
Home: 17-0 | Away: 5-9 | Neutral: 2-2
WAC Regular Season Co-Champion
National Invitation Tournament Participant

11/9	Southern Utah	H	W	60	49
11/10	Weber State	A	L	71	78
11/12	Montana-Western	H	W	77	58
11/15	Cal Poly	A	L	69	83
11/17	UC Irvine	A	L	51	70

11/20	Austin Peay		H	W	71	68
11/23	Vanderbilt	SPI	N1	L	56	77
11/24	Iowa	SPI	N1	W	75	62
12/1	Santa Clara		H	W	71	65
12/5	Utah		A	L	48	72
12/8	CS Bakersfield		A	W	88	66
12/15	Prairie View A&M		H	W	77	51
12/20	Utah Valley	GC	H	W	87	65
12/21	Northern Arizona	GC	H	W	78	62
12/29	Oral Roberts		H	W	76	55
1/3	Hawai'i	WAC	H	W	86	80
1/12	New Mexico State	WAC	H	W	74	62
1/17	Boise State	WAC	H	W	82	78
1/19	Idaho	WAC	H	W	79	64
1/24	Louisiana Tech	WAC	A	W	71	61
1/26	New Mexico State	WAC	A	L	70	100
2/2	Nevada	WAC	H	W	77	63
2/7	Fresno State	WAC	A	W	77	72
2/9	San José State	WAC	H	W	78	73
2/11	Nevada	WAC	A	L	80	85
2/16	Hawai'i	WAC	A	L	66	71
2/18	San José State	WAC	A	L	67	70
2/22	UC Santa Barbara	BB	H	W	72	59
2/28	Louisiana Tech	WAC	H	W	86	59
3/3	Fresno State	WAC	H	W	79	66
3/6	Boise State	WAC	A	W	88	69
3/8	Idaho	WAC	A	W	78	58
3/13	San José State	WACT	N2	W	81	65
3/14	Boise State	WACT	N2	L	78	88
3/19	Illinois State	NIT	A	L	57	61

N1-South Padre Island, Texas | N2-Las Cruces, N.M.

2008-09

Record: 30-5 | WAC: 14-2, 1st
Home: 17-0 | Away: 11-3 | Neutral: 2-2
WAC Champion

NCAA Tournament Participant					
11/14	MSU-Northern	H	W	71	50
11/17	UC Santa Barbara	A	W	61	59
11/25	Weber State	H	W	75	49
11/29	Cal Poly	H	W	97	57
12/2	UC Irvine	H	W	74	62
12/6	BYU	N1	L	63	68
12/13	Utah Valley	A	W	69	50
12/17	Southern Utah	A	W	72	65
12/20	Idaho State	A	W	67	57
12/22	Utah	H	W	66	64
12/29	Howard	DD	H	W	85
12/30	Houston Baptist	DD	H	W	94
12/31	Wyoming	DD	H	W-OT	90
1/5	Idaho	WAC	H	W	70
1/8	Louisiana Tech	WAC	A	W	50
1/10	New Mexico St.	WAC	A	W	77
1/15	Fresno State	WAC	H	W	65
1/17	Boise State	WAC	H	W	79
1/22	San José State	WAC	A	W	62
1/24	Hawai'i	WAC	A	W	67
1/29	Nevada	WAC	H	W	72

2005-06

RECORD: 23-9 • NCAA TOURNAMENT (0-1)



Front Row (L-R): Humphrey Jackson, Chris Huber, Jaycee Carroll, Everett Morgan, Durrall Peterson, Mike Daniels, Mikel Watson, David Pak. **Back Row (L-R):** Nick Hammer, Chaz Spicer, Nate Bendall, Steve Cobby, Arvydas Vaitiekus, Cass Matheus, Nate Harris, Chris Session.

2008-09

RECORD: 30-5 • WAC CHAMPIONS • NCAA TOURNAMENT (0-1)



Front Row (L-R): Pooh Williams, Stavon Williams, Skyler Halford, Jaxon Myaer, Deremy Geiger, Jared Quayle, Richard Sirju. **Back Row (L-R):** Modou Niang, Matt Formisano, Clint Lee, Tyler Newbold, Dominique Cooks, Brady Jardine, Tai Wesley, Gary Wilkinson.

1/31	Fresno State	WAC	A	W-OT	83	77
2/5	New Mexico St.	WAC	H	W	78	59
2/7	Louisiana Tech	WAC	H	W	60	52
2/12	Idaho	WAC	A	W	62	53
2/14	Boise State	WAC	A	L	56	66
2/18	CS Bakersfield	H	W	78	57	
2/21	Saint Mary's	BB	A	L	64	75
2/26	Hawai'i	WAC	H	W	82	62
2/28	Nevada	WAC	A	L	71	84
3/7	San José State	WAC	H	W	89	77
3/12	Fresno State	WACT	N2	W	85	68
3/13	New Mexico State	WACT	N2	W	71	70
3/14	Nevada	WACT	A	W	72	62
3/20	Marquette	NCAA	N3	L	57	58

N1-Salt Lake City, Utah | N2-Reno, Nev. | N3-Boise, Idaho

2009-10

Record: 27-8 | WAC: 14-2, 1st
Home: 17-1 | Away: 8-5 | Neutral: 2-2
WAC Regular Season Champion
NCAA Tournament Participant

11/13	Weber State	A	W	66	60	
11/18	Utah	A	L	67	68	
11/21	Northeastern	A	L	61	64	
11/24	Idaho State	H	W	77	44	
11/28	Southern Utah	H	W	89	49	
12/2	Brigham Young	H	W	71	61	
12/5	Saint Mary's	H	L	63	68	
12/12	Utah Valley	H	W	87	56	
12/16	CS Bakersfield	A	W	68	51	
12/18	Long Beach State	A	L	62	75	
12/21	Morehead State	BTI	H	W	79	72
12/22	CS Fullerton	BTI	H	W	83	60
12/23	Weber State	BTI	H	W	85	73
12/29	Western Oregon	H	W	78	42	
1/2	New Mexico St.	WAC	A	L	52	55
1/4	Louisiana Tech	WAC	A	L	60	82
1/11	Hawai'i	WAC	H	W	98	54
1/13	Nevada	WAC	A	W-OT	79	72
1/16	Boise State	WAC	H	W	81	59
1/21	Fresno State	WAC	A	W	69	43
1/23	Idaho	WAC	A	W	60	48
1/30	San José State	WAC	H	W	77	58
2/3	Idaho	WAC	H	W	80	62
2/6	Nevada	WAC	H	W	76	65
2/11	Boise State	WAC	A	W	72	67
2/13	San José State	WAC	A	W	81	65
2/17	Louisiana Tech	WAC	H	W	67	61
2/20	Wichita State	BB	H	W	68	58
2/25	Hawai'i	WAC	A	W	61	50
3/1	Fresno State	WAC	H	W	76	39
3/6	New Mexico State	WAC	H	W	81	63
3/11	Boise State	WACT	N1	W	84	60
3/12	Louisiana Tech	WACT	N1	W	85	55
3/13	New Mexico State	WACT	N1	L	63	69
3/19	Texas A&M	NCAA	N2	L	53	69

N1-Reno, Nev. | N2-Spokane, Wash.

2010-11

Record: 30-4 | WAC: 15-1, 1st
Home: 17-0 | Away: 11-3 | Neutral: 2-1
WAC Champion
NCAA Tournament Participant

11/13	Weber State		H	W	77	65
11/17	BYU		A	L	72	78
11/20	Southern Utah		A	W	66	53
11/24	Utah		H	W	79	62
11/27	Northeastern		H	W	56	54
12/1	Denver		A	W	61	53
12/4	Georgetown		A	L	51	68
12/7	Long Beach State		H	W	81	53
12/11	CS Bakersfield		H	W	77	58
12/18	Utah Valley		A	W	76	58
12/21	Idaho State	WVI	H	W	71	48
12/22	Western Michigan	WVI	H	W	78	57
12/23	Troy	WVI	H	W	80	39
12/29	Hawai'i	WAC	H	W	74	66
12/31	San José State	WAC	H	W	80	71
1/8	Nevada	WAC	A	W	81	67
1/13	Boise State	WAC	A	W	68	59
1/15	Fresno State	WAC	A	W	52	39
1/20	Louisiana Tech	WAC	H	W	74	57
1/22	New Mexico St.	WAC	H	W	59	49
1/27	San José State	WAC	A	W	84	65
1/29	Hawai'i	WAC	A	W-2OT	89	84
2/2	Nevada	WAC	H	W	67	45
2/5	Boise State	WAC	H	W	77	49
2/9	Idaho	WAC	A	L	56	64
2/12	Fresno State	WAC	H	W	71	55
2/16	Montana Western		H	W	100	66
2/19	Saint Mary's	BB	A	W	75	65

2/26	Idaho	WAC	H	W	84	68
3/2	New Mexico St.	WAC	A	W	58	54
3/5	Louisiana Tech	WAC	A	W	72	30
3/11	San José State	WACT	N1	W	58	54
3/12	Boise State	WACT	N1	W	77	69
3/17	Kansas State	NCAA	N2	L	68	73

N1-Las Vegas, Nev. | N2-Tucson, Ariz.

2011-12


Record: 21-16 | WAC: 8-6, 4th
Home: 17-5 | Away: 4-10 | Neutral: 0-1
CollegeInsider.com Tournament Runner-Up

11/11	Brigham Young		H	W	69	62
11/15	Weber State		A	L	63	73
11/19	Southern Utah		H	W	65	62
11/ 22	Texas A&M-Corpus Christi		A	L-OT	55	58
11/26	Idaho State		A	W	75	62
11/30	Denver		H	L	54	67
12/3	Pacific		A	L	57	65
12/6	Utah Valley		H	W	63	54
12/10	Wichita State		A	L	76	83
12/17	Seattle		H	W	78	53
12/20	UT Arlington	AIAC	H	W	73	69
12/21	Saint Peter's	AIAC	H	W	72	47
12/22	Kent State	AIAC	H	W	81	62
12/31	Mississippi State		A	L	64	66
1/5	Fresno State	WAC	H	W	72	53
1/7	Nevada	WAC	H	L	71	78
1/12	New Mexico St.	WAC	A	L	60	80
1/14	Louisiana Tech	WAC	A	W	69	65
1/19	Seattle		A	L	66	73
1/21	Idaho	WAC	A	L	54	57
1/26	Hawai'i	WAC	H	W	77	72
1/28	San José State	WAC	H	W	82	65
2/2	Nevada	WAC	A	L	52	53
2/4	Fresno State	WAC	A	L	54	60
2/9	Louisiana Tech	WAC	H	W	77	63
2/11	New Mexico St.	WAC	H	L	69	80
2/14	Montana Tech		H	W	70	58
2/18	UC Santa Barbara	BB	H	L	64	72
2/24	Idaho	WAC	H	W	67	50
3/1	San José State	WAC	A	W	71	61
3/3	Hawai'i	WAC	A	W	61	60
3/8	Louisiana Tech	WACT	N1	L	70	72
3/14	CSU Bakersfield	CIT	H	W	75	69
3/17	Idaho	CIT	H	W	76	56
3/21	Loyola Marymount	CIT	H	W	77	69
3/25	Oakland	CIT	H	W	105	81
3/28	Mercer	CIT	H	L	67	70

N1-Las Vegas, Nev.

2009-10

RECORD: 27-8 • WAC CHAMPIONS • NCAA TOURNAMENT (0-1)



Front Row (L-R): Modou Niang, Tai Wesley, Brady Jardine, Jared Quayle, Jaxon Myaer, Pooh Williams, Tyler Newbold, Matt Formisano, Nate Bendall. **Back Row (L-R):** Morgan Grim, Tyrone White, E.J. Farris, Brian Green, Preston Easton, Chandler Smith, Preston Medlin, Anthony DiLoreto.

2010-11

RECORD: 30-4 • WAC CHAMPIONS • NCAA TOURNAMENT (0-1)



Front Row (L-R): Tyler Newbold, Ben Clifford, Morgan Grim, Nate Bendall, Brady Jardine, Matt Formisano, Brad Brown, Pooh Williams. **Back Row (L-R):** Brocketh Pane, Leon Cooper Jr., E.J. Farris, Preston Medlin, Tai Wesley, Steven Thornton, Antonio Bumpus, James Walker III, Brian Green.



Coach: Tim Duryea
(2016-18)
47-49 (Three Seasons)

2015-16

Record: 16-15 | MW: 7-11, 1-8th
Home: 10-6 | Away: 5-8 | Neutral: 1-1

11/13	Weber State	A	W	73	70	
11/17	Adams State	H	W	83	68	
11/20	Union (Tenn.)	H	W	73	49	
11/24	Utah Valley	H	W	81	55	
11/29	Duke	A	L	52	85	
12/1	Missouri State	MW/MVC	A	W	69	68
12/9	BYU	A	L	68	80	
12/12	UC Irvine	H	L	63	73	
12/21	UTRGV	GSH	H	W	94	69
12/22	Idaho State	GSH	H	W	69	58
12/23	North Dakota State	GSH	H	W	76	62
12/30	San José State	MW	A	W	80	71
1/2	San Diego State	MW	H	L	67	70
1/5	Boise State	MW	H	L	61	76
1/9	New Mexico	MW	A	L	59	77
1/12	Air Force	MW	H	W	79	60
1/16	Colorado State	MW	A	W	96	92
1/19	UNLV	MW	H	L	68	80
1/23	San Diego State	MW	A	L	55	70
1/30	Nevada	MW	H	L	84	89
2/2	Boise State	MW	A	L	67	70
2/6	Wyoming	MW	A	L	65	84
2/9	New Mexico	MW	H	W	80	72
2/17	Colorado State	MW	H	W	72	59
2/20	Fresno State	MW	A	L	68	75
2/24	Nevada	MW	A	L	68	73
2/27	San José State	MW	H	W	88	70
3/1	Air Force	MW	A	W	78	65
3/5	Fresno State	MW	H	L	85	86
3/9	Wyoming	MWT	N1	W	88	70
3/10	San Diego State	MWT	N1	L	65	71
N1 - Las Vegas, Nev.						

2016-17

Record: 14-17 | MW: 7-11, 1-8th
Home: 10-5 | Away: 3-8 | Neutral: 1-4

11/11	UC Irvine		A	W	72	56
11/14	NJIT	CNC	H	W	93	84
11/19	Idaho State	CNC	H	W	85	51
11/22	Purdue	CNC	N1	L	64	85
11/23	Texas Tech	CNC	N1	L	51	75
11/30	BYU	BHC	N2	L	63	77
12/3	Indiana State	MW/MVC	H	L	61	62
12/6	Great Falls		H	W	84	51
12/10	Utah Valley		A	W-OT	80	79
12/19	New Orleans		H	W	76	66
12/21	Weber State		H	L	71	77
12/28	Boise State	MW	H	L	80	83
12/31	Air Force	MW	A	L	73	78
1/4	New Mexico	MW	H	W	79	75
1/7	UNLV	MW	H	W	79	63
1/11	Wyoming	MW	A	L	87	95
1/14	San Diego State	MW	A	L	55	74
1/21	Colorado State	MW	H	L	56	64
1/24	New Mexico	MW	A	L	61	74
1/28	Fresno State	MW	H	W	78	65
2/1	Nevada	MW	H	W	74	57
2/4	Boise State	MW	A	L	70	72
2/7	Colorado State	MW	A	L	52	69
2/11	Wyoming	MW	H	W	81	74
2/15	San Diego State	MW	H	L	62	66
2/18	Nevada	MW	A	L	66	77
2/22	San José State	MW	A	W	81	75
2/25	Air Force	MW	H	W	89	58
3/1	UNLV	MW	A	L	59	66
3/8	San José State	MWT	N3	W	90	64
3/9	Nevada	MWT	N3	L	69	83

N1 - Cancun, Mexico; N2 - Vivint Smart Home Arena (SLC);
N3 - Las Vegas, Nev.

2012-13

Record: 21-10 | WAC: 11-7, 5th
Home: 14-4 | Away: 7-5 | Neutral: 0-1

11/10	Idaho State	H	W	56	48	
11/15	St. Mary's	H	L	58	67	
11/17	Texas A&M CC	H	W	77	68	
11/24	Weber State	H	W	65	55	
11/28	Santa Clara	A	W	80	78	
12/8	Western Oregon	H	W	86	57	
12/15	Utah Valley	A	W	69	63	
12/20	Nicholls State	WVC	H	W	79	72
12/21	UC Davis	WVC	H	W	73	61
12/22	Southern Illinois	WVC	H	W	70	58
12/29	UTSA	WAC	A	W	71	67
12/31	Texas State	WAC	A	W	81	57
1/3	Seattle	WAC	H	W	75	66
1/5	Idaho	WAC	H	W	82	75
1/11	San José State	WAC	H	W	66	60
1/17	New Mexico St.	WAC	A	L	51	64
1/19	Denver	WAC	A	L	57	68
1/24	UT Arlington	WAC	H	L	68	74
1/26	Louisiana Tech	WAC	H	L	48	51
1/31	Idaho	WAC	A	W	77	67
2/2	Seattle	WAC	A	W	68	46
2/8	San José State	WAC	A	W	63	36
2/14	Denver	WAC	H	L	60	63
2/16	New Mexico St.	WAC	H	W	73	69
2/19	BYU	A	L	68	70	
2/23	Illinois State		H	W	80	71
2/28	Louisiana Tech	WAC	A	L	61	84
3/2	UT Arlington	WAC	A	L	46	81
3/7	Texas State	WAC	H	W	77	61
3/9	UTSA	WAC	H	W	71	51
3/14	UT Arlington	WACT	N1	L	78	83
N1- Las Vegas, Nev.						

2013-14

Record: 18-14 | MW: 7-11, 8th
Home: 13-5 | Away: 4-7 | Neutral: 1-2

11/8	USC		H	W	78	65
11/12	Southern Utah		H	W	90	57
11/16	UC Santa Barbara		A	W	71	64
11/23	Mississippi State		H	W	87	68
11/26	Weber State		A	W	77	71
11/30	BYU		N1	L	74	85
12/7	Pacific		H	L	68	78
12/14	Utah Valley		H	W	71	60
12/19	Western Illinois	WVC	H	W	68	52
12/20	UC Santa Barbara	WVC	H	W-OT	77	71
12/21	Troy	WVC	H	W	71	50
12/28	San Diego Christian		H	W	84	53
1/1	Air Force	MW	A	L	72	73
1/4	San Jose State	MW	H	W	86	67
1/11	Nevada	MW	A	L	54	62
1/15	Colorado State	MW	H	W	57	50
1/18	Boise State	MW	A	L	74	78
1/22	UNLV	MW	A	L	42	62
1/25	San Diego State	MW	H	L-OT	69	74

1/28	New Mexico	MW	H	L	65	78
2/1	Wyoming	MW	A	L	57	74
2/5	Nevada	MW	H	W	83	75
2/8	Boise State	MW	H	W	76	70
2/11	Colorado State	MW	A	W	71	62
2/15	UNLV	MW	H	L	62	73
2/18	San Diego State	MW	A	L	45	60
2/22	Fresno State	MW	H	L	76	79
2/25	New Mexico	MW	A	L	58	67
3/1	San José State	MW	A	W	75	58
3/5	Wyoming	MW	H	W	65	54
3/12	Colorado State	MWT	N2	W	73	69
3/13	San Diego State	MWT	N2	L	39	73

N1 - Energy Solutions Arena (Salt Lake City, Utah) | N2 - Las Vegas, Nev.

2014-15

Record: 18-13 | MW: 11-7, 1-4th
Home: 11-5 | Away: 7-7 | Neutral: 0-1

11/14	Weber State		H	W	72	61
11/16	Illinois State		A	W	60	55
11/19	Santa Clara		H	W	60	54
11/22	Mississippi State		A	L	63	71
11/26	UC Davis		A	L-OT	70	77
12/2	BYU		H	L	81	91
12/7	USC		A	L	84	89
12/13	Utah Valley		A	W	50	47
12/18	CSU Bakersfield	WVC	H	W	57	56
12/19	Idaho State	WVC	H	W	69	56
12/20	South Dakota St.	WVC	H	L-OT	65	68
12/27	Wayland Baptist		H	W	75	63
12/31	San José State	MW	H	W	61	33
1/3	Boise State	MW	A	W	62	61
1/7	Fresno State	MW	A	L	52	61
1/10	New Mexico	MW	H	L	60	66
1/17	Air Force	MW	H	W	71	59
1/20	Nevada	MW	A	W	70	54
1/24	UNLV	MW	A	L-OT	77	79
1/27	Wyoming	MW	H	W	56	44
1/31	San Diego State	MW	A	L	42	62
2/3	Boise State	MW	H	L	63	68
2/7	New Mexico	MW	A	W	63	60
2/10	Nevada	MW	H	W	75	62
2/18	San José State	MW	A	W	76	54
2/21	Fresno State	MW	H	W	85	79
2/24	UNLV	MW	H	W	83	65
2/28	Air Force	MW	A	W	74	60
3/4	Wyoming	MW	A	L	53	76
3/7	Colorado State	MW	H	L	70	75
3/12	Wyoming	MWT	N1	L	65	67
N1 - Las Vegas, Nev.						

N1 - Las Vegas, Nev.

2017-18

Record: 17-17 | MW 8-10, 1-7th

Home: 11-4 | Away: 2-11 | Neutral: 4-2

11/10	Weber State		A	L	59	65
11/13	Montana State		H	W	81	73
11/15	Mississippi Valley State		H	W	83	47
11/18	Gonzaga	PK80	A	L	66	79
11/20	Portland State	PK80	N1	L	79	83
11/24	Northeastern	PK80	N2	W	71	67
11/25	New Hampshire	PK80	N2	W	77	63
11/28	Valparaiso	MW/MVC	A	L	65	72
12/2	BYU		H	L	66	75
12/6	UC Irvine		H	W	62	59
12/9	Utah	BHC	N3	L	67	77
12/16	Life Pacific		H	W	96	62
12/20	Youngstown State		H	W	91	74
12/27	San José State	MW	H	W	86	72
12/20	San Diego State	MW	A	L	59	79
1/3	Fresno State	MW	H	W-OT	81	79
1/6	UNLV	MW	A	W	85	78
1/10	Colorado State	MW	H	L	75	84
1/13	Nevada	MW	A	L	57	83
1/17	Boise State	MW	A	L	67	71
1/20	Wyoming	MW	H	L	77	85
1/24	Air Force	MW	H	W	71	49
1/27	Fresno State	MW	A	W	65	62
1/31	New Mexico	MW	H	W	89	80
2/7	Wyoming	MW	A	L	65	83
2/10	Boise State	MW	H	W	71	65
2/14	New Mexico	MW	A	L	63	78
2/17	Nevada	MW	H	L	87	93
2/24	Air Force	MW	A	L	65	75
2/28	San José State	MW	A	L	62	64
3/3	UNLV	MW	H	W	79	67
3/7	Colorado State	MWT	N4	W	76	65
3/8	Boise State	MWT	N4	W	78	75
3/9	New Mexico	MWT	N4	L	68	83

N1 - Portland, Ore. (Veterans Memorial Coliseum); N2 - Nashville, Tenn. (Municipal Auditorium); N3 - Salt Lake City, Utah (Vivint Smart Home Arena); N4 - Las Vegas, Nev.



Coach: Craig Smith
(2019-)
28-7 (One Season)

2018-19

Record: 28-7 | MW 15-3, 1-1st

Home: 14-1 | Away: 9-4 | Neutral: 5-2

Mountain West Regular Season/Tournament Champion

NCAA Tournament Participant

11/6	Montana State	A	W	101	71	
11/9	Hartford	MGM	H	W	100	73
11/13	Mississippi Valley State	H	W	94	59	
11/16	Utah Valley	MGM	H	W	65	46
11/19	Saint Mary's	MGM	N1	W	80	63
11/21	Arizona State	MGM	N1	L	82	87
11/28	Northern Iowa	MW/MVC	H	W	71	52
12/1	UC Irvine	A	W	89	65	
12/5	BYU	A	L	80	95	
12/8	Weber State	BHC	N2	W	76	67
12/15	Alabama State	H	W	86	48	
12/20	Houston	A	L	50	60	
12/28	Eastern Oregon	H	W	84	57	
1/2	Nevada	MW	A	L	49	72
1/5	Air Force	MW	H	W	79	62
1/9	Fresno State	MW	H	L	77	78
1/12	Wyoming	MW	A	W	71	55
1/16	San José State	MW	A	W	81	63
1/19	Colorado State	MW	H	W	87	72
1/26	New Mexico	MW	H	W	68	66
1/30	San José State	MW	H	W	103	73
2/2	UNLV	MW	H	W	82	65
2/5	Fresno State	MW	A	W	82	81
2/9	San Diego State	MW	A	L	63	68
2/13	Wyoming	MW	H	W	76	59
2/16	Air Force	MW	A	W	76	62
2/20	New Mexico	MW	H	W	71	55
2/23	Boise State	MW	A	W-OT	78	71
2/26	San Diego State	MW	H	W	70	54
3/2	Nevada	MW	H	W	81	76
3/5	Colorado State	MW	A	W-OT	100	96
3/14	New Mexico	MWT	N3	W	91	83
3/15	Fresno State	MWT	N3	W	85	60
3/16	San Diego State	MWT	N3	W	64	57
3/22	Washington	NCAA	N4	L	61	78

N1 - Las Vegas, Nev. (T-Mobile Arena); N2 - Salt Lake City, Utah (Vivint Smart Home Arena); N3 - Las Vegas, Nev. (Thomas & Mack Center); N4 - Columbus, Ohio (Nationwide Arena)

KEY TO TOURNAMENTS

AAC-All-American City Invitational; ACT-All-College Tournament; AIAC-Athletes In Action Classic; BB-ESPN BracketBuster Game; BBC-Big Blue Classic; BHC - Beehive Classic; BI-Big Island Invitational; BGT-Blue Grass Tournament; BTI-Basketball Travelers Invitational; BW-Big West Conference Game; BWT-Big West Conference Tournament; CAC-Carrier Classic; CC-Cougar Classic; CNC-Cancun Challenge; CIT-CollegeInsider.com Tournament; CS-Cowboy Shootout; DD-Duel in the Desert; EST-Early Season Tournament; FWC-Far West Classic; GAS-Great Alaska Shootout; GC-Gossner Foods Classic; GSH-Global Sports Hoops Showcase; HC-Hoosier Classic; HFT-Holiday Festival Tournament; IBC-InBank Classic; ILC-Illini Classic; INC-Indiana Classic; ISU-Idaho State Invitational; KI-Kentucky Invitational; LAC-L.A. Classic; LC-Lobo Classic; LI-Longhorn Invitational; MC - Milwaukee Classic; MI-Maui Invitational; MLC - MeLife Classic; MSAC - Mountain Stats Athletic Conference Game; MW - Mountain West Conference Game; MW/MVC - Mountain West/Missouri Valley Conference Challenge; MWT - Mountain West Tournament Game; PK80 - Phil Knight's 80th Birthday; RC - Rainbow Classic; SPI-South Padre Island Invitational; TOC-Top of the World Classic; VC - Volunteer Classic; WAC-Western Athletic Conference Game; WACT-Western Athletic Conference Tournament; WVC-World Vision Challenge; WVI-World Vision Invitational.

2018-19

RECORD: 27-8 • MW REGULAR SEASON/TOURNAMENT CHAMPIONS • NCAA TOURNAMENT (0-1)



Front Row (L-R): Justin Bean, Roche Grootfaam, Ben Fakira, Neemias Queta, Klay Stall, Quinn Taylor, Dwayne Brown Jr.
Back Row (L-R): Sam Merrill, Abel Porter, Diogo Briot, Brock Miller, John Knight III, Tauriawn Knight, Crew Ainge.

QUICK FACTS

OUTLOOK

AGGIE BIOS

COACHES

OPPONENTS

SEASON REVIEW

RECORDS

UNIVERSITY



YEAR-BY-YEAR RECORDS



QUICK FACTS

OUTLOOK

AGGIE BIOS

COACHES

OPPONENTS

SEASON REVIEW

RECORDS

UNIVERSITY

Year	All	Conf.	Finish	Coach
1903-04	2-2	—	—	George Peter Campbell
1904-05	No Team			
1905-06	2-7	—	—	George Peter Campbell
1906-07	2-6	—	—	George Peter Campbell
1907-08	0-8	—	—	George A. Walker
1908-09	1-8	—	—	Clayton T. Teetzel
1909-10	3-7	—	—	Clayton T. Teetzel
1910-11	2-4	—	—	Clayton T. Teetzel
1911-12	2-6	—	—	Clayton T. Teetzel
1912-13	5-4	—	—	Clayton T. Teetzel
1913-14	10-4	—	—	Clayton T. Teetzel
1914-15	1-5	—	—	Joséph K. Jensen
1915-16	6-4	—	—	Joséph K. Jensen
1916-17	8-5	—	—	Joséph K. Jensen
1917-18	9-0	4-0	1st	Joséph K. Jensen
1918-19	6-3	2-2	2nd	Joséph K. Jensen
1919-20	2-0	1-0		E. Lowell Romney
1920-21	6-4	2-3	3rd	E. Lowell Romney
1921-22	8-3	3-3	3rd	E. Lowell Romney
1922-23	8-4	4-4	t-2nd	E. Lowell Romney
1923-24	6-6	3-5	3rd	E. Lowell Romney
1924-25	12-7	5-5	t-2nd	E. Lowell Romney
1925-26	13-5	8-4	1st	E. Lowell Romney
1926-27	11-3	9-3	2nd	E. Lowell Romney
1927-28	7-7	5-7	t-2nd	E. Lowell Romney
1928-29	8-10	4-8	3rd	E. Lowell Romney
1929-30	15-7	7-5	t-1st	E. Lowell Romney
1930-31	13-7	7-5	t-2nd	E. Lowell Romney
1931-32	7-15	2-10	4th	E. Lowell Romney
1932-33	10-12	3-8	3rd	E. Lowell Romney
1933-34	14-6	8-5	2nd	E. Lowell Romney
1934-35	17-5	9-3	1st	E. Lowell Romney
1935-36	17-9	9-3	1st	E. Lowell Romney
1936-37	6-9	5-7	t-3rd	E. Lowell Romney
1937-38	11-9	6-6	4th	E. Lowell Romney
1938-39	18-6	8-4	2nd	E. Lowell Romney
1939-40	11-7	7-5	t-3rd	E. Lowell Romney
1940-41	5-16	2-10	7th	E. Lowell Romney
1941-42	6-10	3-9	5th	Robert W. Burnett
1942-43	14-7	4-4	3rd	D.D. Young
1943-44	No Team			
1944-45	9-10	3-7	5th	D.D. Young
1945-46	7-12	2-10	6th	H.B. Lee
1946-47	14-10	6-6	t-3rd	H.B. Lee
1947-48	8-16	3-7	5th	Joe Whitesides
1948-49	10-21	4-16	5th	Joe Whitesides
1949-50	17-17	10-10	4th	Joe Whitesides
1950-51	12-22	6-14	t-5th	H. Cecil Baker
1951-52	16-15	9-5	t-2nd	H. Cecil Baker
1952-53	17-13	7-7	3rd	H. Cecil Baker
1953-54	14-13	7-7	t-4th	H. Cecil Baker
1954-55	15-7	9-5	t-3rd	H. Cecil Baker
1955-56	13-13	7-7	t-3rd	H. Cecil Baker
1956-57	11-13	7-7	5th	H. Cecil Baker

NCAA (1-1)

ALL-TIME ASSISTANT COACHES (Since 1959)

Mark Arce	2000-2001
Steve Barnes	1994, 1997-98
Tramel Barnes	2019
Lance Beckert	2007-12
Dutch Belnap	1969-72
William Bibb	1972
Jim Boatwright	1989-91
Bob Boyd	1994-95
Dale Brown	1969-71
Dick Curry	1976
Kermit Davis	1995-96
Tim Duryea	2002-15
Kevin Dustin	1997-98
Tarvish Felton	2009-18
Cody Fueger	2013
Tony Fuller	1999
Steve Grabowski	2020
Austin Hansen	2019-
Norvel Hansen	1964
Jim Harrick	1974-77
Don Holst	2006
Chris Jones	2009-16
Rick Karius	2019
Bob Lauriski	1977
Spencer Nelson	2017-18
David Marek	2015-16
Pete Mathesius	1979
Jeff Meyer	1978
Dave Miller	1994-96
Jimmy Moore	1988-91
Dana Pagett	1978-82
Jesse Parker	2014-18
Leonard Perry	1996-98
Eric Peterson	2019-
David Ragland	2019-
Randy Rahe	1999-2004
Dave Rice	2005
Mike Riley	1983-87
Kohn Smith	1988
Evan Sorenson	1959-64
Tim Stewart	1969
Tom Stewart	1981-87
Kyle Taylor	2017-18
Rod Tueller	1974-79
Don Verlin	1999-2008
Curran Walsh	2020-
James Ware	2007-08
Louis Wilson	2016-18

Year	All	Home	Away	Neutral	Conf.	Finish	Home	Away	Postseason	Coach
1957-58	4-20	3-6	1-14	0-0	3-11	7th	—	—	—	H. Cecil Baker
1958-59	19-7	10-1	9-4	0-2	10-4	t-2nd	—	—	—	H. Cecil Baker
1959-60	24-5	9-1	11-3	4-1	12-2	2nd	—	—	NIT (2-1)	H. Cecil Baker
1960-61	12-14	8-3	1-9	3-2	4-10	6th	—	—	—	H. Cecil Baker
1961-62	22-7	11-2	9-1	2-4	12-2	2nd	—	—	NCAA (1-2)	Ladell Andersen
1962-63	20-7	12-1	7-4	2-2	—	—	—	—	NCAA (0-1)	Ladell Andersen
1963-64	21-8	13-1	7-5	1-2	—	—	—	—	NCAA (1-2)	Ladell Andersen
1964-65	13-12	10-3	2-8	1-1	—	—	—	—	—	Ladell Andersen
1965-66	12-14	8-6	2-7	2-1	—	—	—	—	—	Ladell Andersen
1966-67	20-6	13-2	6-4	0-1	—	—	—	—	NIT (0-1)	Ladell Andersen
1967-68	14-11	10-3	4-8	—	—	—	—	—	—	Ladell Andersen
1968-69	9-17	7-5	2-12	—	—	—	—	—	—	Ladell Andersen
1969-70	22-7	13-1	6-5	3-1	—	—	—	—	NCAA (2-1)	Ladell Andersen
1970-71	20-7	13-3	4-4	3-0	—	—	—	—	NCAA (0-1)	Ladell Andersen
1971-72	12-14	8-5	4-9	—	—	—	—	—	—	T.L. Plain
1972-73	16-10	12-3	4-7	—	—	—	—	—	—	T.L. Plain
1973-74	16-10	14-0	1-9	1-1	—	—	—	—	—	Dutch Belnap
1974-75	21-6	13-1	8-4	0-1	—	—	—	—	NCAA (0-1)	Dutch Belnap
1975-76	14-12	8-3	5-7	1-2	—	—	—	—	—	Dutch Belnap



YEAR-BY-YEAR RECORDS



Year	All	Home	Away	Neutral	Conf.	Finish	Home	Away	Postseason	Coach
1976-77	15-12	12-3	2-9	1-0	—	—	—	—	—	Dutch Belnap
1977-78	21-7	16-1	5-6	—	—	—	—	—	NIT (0-1)	Dutch Belnap
1978-79	19-11	13-1	3-8	3-2	9-5	t-2nd	7-0	2-5	NCAA (0-1)	Dutch Belnap
1979-80	19-8	11-2	7-4	1-2	11-2	1st	6-1	5-1	NCAA (0-1)	Rod Tueller
1980-81	12-16	6-6	5-9	1-1	5-9	t-5th	3-4	2-5	—	Rod Tueller
1981-82	4-23	3-8	1-12	0-3	2-12	8th	2-5	0-7	—	Rod Tueller
1982-83	20-9	14-2	6-5	0-2	10-6	3rd	6-2	4-4	NCAA (0-1)	Rod Tueller
1983-84	19-11	10-3	9-6	0-2	12-6	4th	8-1	4-5	NIT (0-1)	Rod Tueller
1984-85	17-11	10-3	7-7	0-1	10-8	t-4th	6-3	4-5	—	Rod Tueller
1985-86	12-16	7-6	4-9	1-1	8-10	t-6th	6-3	2-7	—	Rod Tueller
1986-87	15-16	10-3	3-10	2-3	8-10	7th	7-2	1-8	—	Rod Tueller
1987-88	21-10	10-3	7-6	4-1	13-5	t-2nd	8-1	5-4	NCAA (0-1)	Rod Tueller
1988-89	12-16	8-4	3-11	1-1	10-8	t-4th	7-2	3-6	—	Kohn Smith
1989-90	14-16	9-6	5-8	0-2	8-10	5th	4-5	4-5	—	Kohn Smith
1990-91	11-17	8-4	2-12	1-1	8-10	t-4th	7-2	1-8	—	Kohn Smith
1991-92	16-12	11-3	4-8	1-1	10-8	5th	9-1	1-7	—	Kohn Smith
1992-93	10-17	7-6	3-10	0-1	7-11	7th	4-5	3-6	—	Kohn Smith
1993-94	14-13	10-3	3-8	1-2	11-7	t-2nd	7-2	4-5	—	Larry Eustachy
1994-95	21-8	13-4	7-3	1-1	14-4	1st	7-2	7-2	NIT (0-1)	Larry Eustachy
1995-96	18-15	12-3	5-8	1-4	10-8	4th	7-2	3-6	—	Larry Eustachy
1996-97	20-9	13-2	5-6	2-1	12-4	t-1st E	8-0	4-4	—	Larry Eustachy
1997-98	25-8	15-0	6-7	4-1	13-3	1st E	8-0	5-3	NCAA (0-1)	Larry Eustachy
1998-99	15-13	13-2	2-9	0-2	8-8	t-4th E	7-1	1-7	—	Stew Morrill
1999-00	28-6	15-1	9-3	4-2	16-0	1st E	8-0	8-0	NCAA (0-1)	Stew Morrill
2000-01	28-6	15-0	7-4	6-2	13-3	2nd	8-0	5-3	NCAA (1-1)	Stew Morrill
2001-02	23-8	14-2	7-5	2-1	13-5	t-1st	8-1	5-4	NIT (0-1)	Stew Morrill
2002-03	24-9	12-2	7-6	5-1	12-6	3rd	7-2	5-4	NCAA (0-1)	Stew Morrill
2003-04	25-4	15-1	10-2	0-1	17-1	t-1st	9-0	8-1	NIT (0-1)	Stew Morrill
2004-05	24-8	14-1	6-5	4-2	13-5	2nd	8-1	5-4	NCAA (0-1)	Stew Morrill
2005-06	23-9	14-2	7-6	2-1	11-5	t-2nd	6-2	5-3	NCAA (0-1)	Stew Morrill
2006-07	23-12	13-1	5-11	5-0	9-7	4th	7-1	2-6	NIT (0-1)	Stew Morrill
2007-08	24-11	17-0	5-9	2-2	12-4	t-1st	8-0	4-4	NIT (0-1)	Stew Morrill
2008-09	30-5	17-0	11-3	2-2	14-2	1st	8-0	6-2	NCAA (0-1)	Stew Morrill
2009-10	27-8	17-1	8-5	2-2	14-2	1st	8-0	6-2	NCAA (0-1)	Stew Morrill
2010-11	30-4	17-0	11-3	2-1	15-1	1st	8-0	7-1	NCAA (0-1)	Stew Morrill
2011-12	21-16	17-5	4-10	0-1	8-6	4th	5-2	3-4	CIT (4-1)	Stew Morrill
2012-13	21-10	14-4	7-5	0-1	11-7	5th	6-5	5-4	—	Stew Morrill
2013-14	18-14	13-5	4-7	1-2	7-11	8th	5-4	2-7	—	Stew Morrill
2014-15	18-13	11-5	7-7	0-1	11-7	t-4th	6-3	5-4	—	Stew Morrill
2015-16	16-15	10-6	5-8	1-1	7-11	t-8th	4-5	3-6	—	Tim Duryea
2016-17	14-17	10-5	3-8	1-4	7-11	t-8th	6-3	1-8	—	Tim Duryea
2017-18	17-17	11-4	2-11	4-2	8-10	t-7th	6-3	2-7	—	Tim Duryea
2018-19	28-7	14-1	9-4	5-2	15-3	t-1st	8-1	7-2	NCAA (0-1)	Craig Smith

Conference Affiliations

1918-37	Rocky Mountain
1938-62	Mountain States
1979-2005	PCAA/Big West
2006-2012	Western Athletic Conference
2013-	Mountain West Conference

ALL-TIME COACHING RECORDS

Coach	Years	Seasons	Games	Won	Lost	Pct.	Conf. Champs.	NCAA Appear.	NIT Appear.	CIT Appear.
George Peter Campbell	1904-07	3	21	6	15	.286	—	—	—	—
George A. Walker	1908	1	8	0	8	.000	—	—	—	—
Clayton T. Teetzel	1909-14	6	56	23	33	.411	—	—	—	—
Joséph K. Jensen	1915-19	5	47	30	17	.638	1	—	—	—
E. Lowell Romney	1920-41	22	382	225	157	.589	4	1	—	—
Robert W. Burnett	1942	1	16	6	10	.375	—	—	—	—
D.D. Young	1943, 45	2	40	23	17	.575	—	—	—	—
H.B. Lee	1946-47	2	43	21	22	.488	—	—	—	—
Joe Whitesides	1948-50	3	89	35	54	.393	—	—	—	—
H. Cecil Baker	1951-61	11	299	157	142	.528	—	—	1	—
Ladell Andersen	1962-71	10	269	173	96	.643	—	5	1	—
T.L. Plain	1972-73	2	52	28	24	.538	—	—	—	—
Dutch Belnap	1974-79	6	164	106	58	.646	—	2	1	—
Rod Tueller	1980-88	9	259	139	120	.537	1	3	1	—
Kohn Smith	1989-93	5	141	63	78	.447	—	—	—	—
Larry Eustachy	1994-98	5	151	98	53	.649	3	1	1	—
Stew Morrill	1999-2015	17	558	402	156	.720	7	8	4	1
Tim Duryea	2015-18	3	96	47	49	.490	—	—	—	—
Craig Smith	2019-	1	35	28	7	.800	1	1	—	—
Totals	115	114	2726	1611	1115	.591	17	21	9	1

NOTE: USU did not field a team in 1944.

QUICK FACTS

OUTLOOK

AGGIE BIOS

COACHES

OPPONENTS

SEASON REVIEW

RECORDS

UNIVERSITY

QUICK FACTS

OUTLOOK

AGGIE BIOS

COACHES

OPONENTS

SEASON REVIEW

RECORDS

UNIVERSITY

A		
Abrams, Marvin	1945, 47-48	
Adams, Alma	1934	
Adams, Boyd	1954-55	
Adams, H.R.	1937	
Agorastos, Chris	1959	
Agricola, Calvin	1938-40	
Ahmad, Mike	2002, 2004	
Ainge, Crew	2018-19	
Allen, Aquilla	1942	
Allick, Tyrone	1998-99	
Allsop, Warren G.	1930-33	
Andersen, LaDell	1949-51	
Anderson, Dave	1955	
Anderson, Greg	1981-82	
Anderson, Hans	1913	
Anderson, Jeff J.	1984-85	
Anderson, Jeff O.	1985-88	
Anderson, Kay	1945	
Anderson, Lorin	1937-38	
Anderson, Roddie	1994-95	
Anderson, Wade	1961	
Andreason, Grant	1936-38	
Andrus, Leonard	1920	
Angle, Larry	1963-64, 66	
Austefjord, Haakon	1979-82	
Auur, Don	1960	

B		
Baileiss, Preston	1976-77, 79	
Bailey, Dion	2000-01	
Bailey, Larry	1956-57	
Baker, H. Cecil	1923-25	
Barnaba, Ngor	2017	
Barnes, Matt	1990-91	
Bates, Jay	1957-58	
Baugh, Evan	1940-42	
Bean, Chris	1968-70	
Bean, Justin	2019-	
Bearup, Todd	1987	
Beck, Gary	1980, 83-85	
Bees, Walter	1971	
Beeton, Martell	1957-58	
Bell, Dan	1986-87	
Belliston, Carl	1931-32	
Belliston, Garth	1945	
Belshe, Dave	1982	
Bendall, Nate	2006, 2010-11	
Bennion, Donald	1930-31	
Berger, Danny	2012-14	
Bergeson, Larry	1980-82	
Berrett, Ken	1949-50	

Bingham, Delbert	1939-40	
Birch, Brandon	1998-99	
Blanton, Paul	1936	
Boatwright, Jim	1972-74	
Bobb, Curtis	2000-01	
Bolton III, Henry	2015	
Booth, Richard Lee	1955	
Brady, Charles	1996-97	
Briggs, Melvin	1942	
Brito, Diogo	2017-	
Broberg, John	1937-39	
Brossard, Edgar	1907-08	
Brossard, Howard	1912	
Brown, Brad	2011	
Brown, Calvin	2002-05	
Brown, Cordell	1952-55	
Brown Jr., Dwayne	2018-19	
Brown, Mark	2003-04	
Brown, Tony	1999-2002	
Bruneel, Mitch	2012	
Bunce, Larry	1967	
Bunker, Robert	1937	
Butler, Cardell	2003-04	
Butterfield, Spencer	2013-14	

C		
Call, Joséph	1929	
Campbell, Everett	1930, 32-33	
Carroll, Jaycee	2005-08	
Casey, Mike	1962-63	
Castleton, Stan	1969	
Chappell, Albert	1989-90	
Chesbro, Charles	1946-47	
Child, Rawson	1948	
Christensen, Guy	1932	
Christensen, Ivan	1955-56	
Clark, Charles	1939	
Clark, Jack	1952-54	
Clark, Kris	2007-08	
Cleverly, James	1947	
Clifford, Ben	2012-14	
Clyde, George D.	1917	
Coburn, John	1909	
Collette, David	2015	
Collier, Troy	1963-64	
Condie, Frank	1953	
Condie, Willmore	1945	
Conley, Terry	1957	
Conway, Dan	1986-89	
Cook, Bert	1950-52	
Cook, Lashbrook L.	1907-10	
Cook, Sterling	1938	

Cooley, Pat	1972	
Cormier, Covington	1995	
Cotten, Junsie	1993-94	
Cowley, Floyd	1923	
Crane, Bob	1958	
Crookston, Burns	1942	
Crookston, R. Burns	1912-13	
Cropley, Virgil	1931-32	
Crowther, Clifton	1923-25	
Cullimore, Grant	1941	
Cullimore, Grant	1942	
Cullimore, Ralph	1958-60	
Cunningham, Leo	1979-82	
Curtis, Orrin	1942	
Cutler, Mark	1983	

D		
Dailey, Roger	1990-92	
Daley, Ernest	1907	
Daniels, Shawn	2000-01	
Dargenton, Alexis	2017-18	
DaSilva, Carlito	1992-93	
Davis, Carl	1927-30	
Davis, Jerry	1988	
Davis, Kyle	2014	
Davis, Marcel	2013-14	
Davis, Pharoah	1998-99	
DeMarco, Bob	1982-83	
Dittebrand, Mickey	1964-65	
Dixon, Asael	1909	
Dixon, Nate	1960	
Done, Nathan K.	1948-50	
Dow, Randy	1962	
Downs, Ralph	1949-51	
Drakulich, Nick	1941	
Dressen, Dan	1974	
Drysdale, Elwood	1930-32	
DuCharme, Stephen	2007-08	
Ducich, Dan	1950	
Dunn, Pat	1955-56	
Durrant, Bill	1942	
Durrant, Kent	1965	

E		
Earl, Michael	2007	
Edsall, Leonard	1965	
Edwards, Jimmie	2005	
Egbert, Archie	1909	
Egbert, Ivan	1909-11	
Elliott, Rashad	1999	
Ence, Ron	1983-84	
Ennenga, Pete	1965-67	

Epps, Ed	1969-71	
Erickson, John	1969-70	
Estes, Wayne	1963-65	
Evans, Chad	2001-04	
Evans, Lew	2016	

F		
Fakira, Ben	2019	
Farris, E.J.	2011-12	
Fivecoat, Gregg	1961	
Floyd, Bill	1985-86	
Floyd, Donald Joe	1961	
Ford, Stish	1966	
Formisano, Matt	2008-11	
Fowers, Blair	1959	
Franson, Eric	1991, 94-96	
Fries, Brandon	1999	
Funk, Randy	1990-91	

G		
Gardner, Dale	1952-53	
Gardner, Rollie	1935-36	
Gardner, Ruthon	1916	
Gardner, Spencer	1951	
Garff, Elmo	1935-38	
Garff, Elmo Jr.	1959	
Garn, Darrell	1959	
Garn, Daryl	1962	
Geddes, Dale	1955	
Geddes, Neal	1998	
Geiger, Deremy	2009	
Gentry, Todd	1992-93	
Gibbons, Robert	1926	
Gilmore, Frank	1946-48	
Gilmore, Frank C.	1947	
Goates, Raeldon	1936-38	
Gobbie, Tom	1950-51	
Golding, Fred	1952	
Goldsberry, Reid	1959, 62-63	
Goodman, Jay	1991-93	
Goodrich, Gary	1955	
Gordon, Allen	1990-91	
Gotcher, Doug	1988	
Graham, Harley	1969	
Grant, Greg	1983-86	
Grant, Nathan	1985-89	
Green, Brian	2010-11	
Green, Cornell	1960-62	
Gregg, Ed	1975-76	
Griffen, Dick	1942	
Grim, Morgan	2011-12	
Gutke, Ralph	1934	



TONY BROWN



JAYCEE CARROLL



WAYNE ESTES



CORNELL GREEN

H		
Haggerty, Sam	1957-58	
Hale, Hal	1965-67	
Hale, Lyle	1945	
Halimon, Shaler	1967-68	
Hammer, Nick	2006-07	
Hammond, Owen Cyril	1922-24	
Hancock, Heber	1910-11	
Haney, Darnell	1961-62	
Hansen, Glen	1972	
Hansen, Harold	1933-35	
Hansen, Norvel "Nog"	1947-48	
Hansen, Ron	1983	
Hansen, Thad	1937	
Hanson, Percy	1920-22	
Hanson, Ralph	1963-64	
Harbertson, Bob	1952-54	
Harries, Scott	1982-83	
Harris, Nate	2003-06	
Harris, Rulon	1932	
Harris, Sean	2015	
Harris, Sterling	1922	
Harrison, O.J.	2007	
Harvey, Quenton	2004	
Hasen, Mark	1962-63	
Hatch, Ron	1970-72	
Hawley, Warren	1924-27	
Haws, Rich	1973-75	
Hay, Roderick	1992-93	
Hayes, Andy	1951-52	
Hazen, Frank	1949-50	
Henderson, Dean	1934-36	
Henrie, DeWayne	1928-29	
Henrie, Dwaine	1924-25	
Henson, Daron	2018	
Herman	1907	
Hobson, Ivan	1910-11	
Hoffman, Paul	1967	
Hoffman, Verne	1942-46	
Hoggan, Drummond	1938	
Holman, Don	1961-62	
Holmstead, Earl	1945-46	
Hood, Keith	1979-81	
Houskeeper, Greg	1988-89	
Huber, Chris	2004-06	
Hughes, Austin	1941	
Hull, Bill	1952-54	
Hull, Don	1959-60	
Hunger, Dean	1977-80	
Hunsaker, Kent	1965-66	
Hunter, Novich	1995-96	

I		
Ipsen, Bob	1958-59	
Isaacson, Dave	1997-98	
Isby, DeAngelo	2018	
Ivins, Lorraine	1922-24	
Izatt, Edwin	1939-41	
Izatt, George	1907	
J		
Jackson, Brian	1980-81	
Jacobsen, Lloyd	1938-39	
James, Leonard	1938-40	
James, Robert	1993	
Janicek, Norbert	2017	
Jardine, Brady	2009-11	
Jardine, Rich	1990-91	
Jarvis, Lester	1920	
Jarvis, Orin	1917-18	
Jean, Marvin	2013	
Jefferson, Jessie	1968-69	
Jensen, Sid	1960-61	
Jenson, Kent	1963	
Jeppeson, Paul	1968-70	
Johnson, Bart	1953-55	
Johnson, Carl	1915-16	
Johnson, Clarke	1946-47	
Johnson, Don	1956	
Johnson, Donnie	1998-99	
Johnson, Jerome	1985	
Johnson, Mike	1986-87	
Johnson, Phil	1962-63	
Johnson, Rollo Ray	1948-50	
Johnson, Toraino	2001-03	
Jones, Clarence	1965-67	
Jones, Elston	2015-16	
Jones, Justin	1996-98	
Jones, Michael	1998	
Jones, Norm	1947-49	
Jones, Steve	1964-65	
Jones, William	1908	
Jorgensen, C. Percy	1947-50	
Jorgenson, Floyd	1907	
Jorgenson, Lee	1946-48	
Jorssen, Dimitri	1999-2001	
Judkins, Jon	1986-88	
K		
Kapple, Dixon Clarence	1916	
Kemp, Jarobi	1994	
Kirby, Gordon	1956	
Kirk, Harvey	1920-21, 23-24	
Klotovich, Mark	1958	

L		
Lake, Sean	1990	
Lambert, Joe	1933-34	
Langston, Verl	1946	
Lauriski, Bob	1971-73	
Lee, Clint	2009	
Lewis, Dale	1945	
Lind, Richard	1959	
Lindley, Earl	1952-53	
Lindquist, Ray	1938-40	
Lindsay, Claude	1922	
Lockeyer, Joe	1956-57	
Lofton, Brent	1990-92	
Long, Darrin	1984	
Long, Myron	1964-65	
Lopez, Matt	2013	
Love, Lafayette	1971-73	
Lyons, Delane	1962	
M		
Mackbee, Earsell	1965	
Mahorn, Andre	2000	
Maker, Cecil	1923	
Malmrose, Gary	1974-77	
Marriott, Brent	1969	
Martindale, Addington	1926-28	
Martineau, Blair	1975-77	
Matheus, Cass	2005-06	
Maughan, Conway	1945	
Maughan, Glen	1941-42	
Maughan, Joe	1921	
Maughan, Joseph	1922	
Maughan, Ralph	1942-46	
Mayne, Jack	1941	
McCullough, Michael	1982-84	
McDonald, Keith	1979	
McElrath, Rich	1979-80	
McEwen, Koby	2017-18	
McGlaston, JoJo	2014-15	
McMullin, Chris	1983-84	
McMullin, Tommy	1916-17, 20-21	
McNeil, W.I.	1907	
McNiel, Frank	1933-35	
McVey, Ian	2004-05	
Medlin, Preston	2010, 2012-14	
Merrill, Sam	2017	
Meyer, Jeff	1976-77	
Mich'l, Ron	1959-60	
Miller, Brock	2019	
Miller, John	1950-51	

N		
Napier, Jason	2001-02	
Nate, Dennis	1961-62	
Neil, John	2004-05	
Nelson, Clinton	1945	
Nelson, Spencer	1999, 2003-05	
Nesmith, Malloy	1992	
Newbold, Tyler	2008-11	
Newey, Reid	1984, 87-89	
Niang, Modou	2008-10	
Nielsen, Cantril	1924-28	
Nielsen, Lindy	1950	
Nielsen, Lynn	1949	
Nielson, Joseph	1918	
Nixon, Kevin	1985-88	
Noma'aea, Viko	2014-15	
O		
O'Brien, Dennis	1966	
Olsen, Dave	1966	
Olsen, Oman	1938	
Owen, Cyril	1912-13	
Owens, Darryl	1974-77	
P		
Packard, David Russell	1915	
Packer, Allen	1946	
Pak, David	2005-06	
Pane, Brockeith	2011-12	
Parkinson, Berkley	1937-38	
Parkinson, Ezra B.	1907-08	
Parkinson, Seth	1930-31	
Parris, Jeff	1990	
Parrish, Alan	1965-67	
Patterson, Gary	1990-93	
Patton, Greg	2003	
Pavlish, Brian	1972-73	



GREG GRANT



BRADY JARDINE



PRESTON MEDLIN



JALEN MOORE

QUICK FACTS

OUTLOOK

AGGIE BIOS

COACHES

OPPONENTS

SEASON REVIEW

RECORDS

UNIVERSITY

Pearre, Julion	2015-18
Penigar, Desmond	2002-03
Pepek, Stan	1988-89
Perkins, Darius	2015-16
Perkins, Rawlee	1977-79
Perry, Max	1959-61
Pete, Gilbert	1986-89
Peterson, Arden	1937-38
Peterson, Bob	1950-51
Peterson, D.	1909
Peterson, Durrall	2006-07
Peterson, Eric	1982-83
Peterson, Hugh	1912
Peterson, John	1913
Peterson, Preston	1907
Peterson, R.	1912-13
Petty, Cleo	1933-36
Pinegar, Steve	1977, 79-80
Polak, Frank	1956-58
Porter, Abel	2018-
Powell, Les	1966-67
Price, Lewmar	1915
Putnik, John	1941
Puzey, Bill	1962-63
Puzey, Mike	2003

Q	
Quayle, Jared	2009-10
Queta, Neemias	2019-

R	
Ramirez, Abie	1993
Randall, Rick	1998-99
Rasmuson, Mahlon	1949
Rasmussen, Paul	1960
Ray, Brennan	2000-02
Reading, Roland	1939-41
Reaveley, Joe	1958
Rector, Shane	2016-17
Reed, Blair	1974-76
Reed, Kyisean	2012-13
Reese, L. Lavern	1916
Reeve, Eldrow	1937-38
Remund, Clive	1930
Rice, Jim	1959
Rice, Kevin	1997-98
Ritchie, Roy	1960-61
Roberts, Marvin	1969-71
Robinson, Lamond	1921-24
Rock, Bernard	2000-01
Rock, Mike	1973-76
Rogers, Duane	1995-97

Roland, TeNale	2013-14
Rolle, Troy	1999-00
Rose, Trent	1993-94
Ross, Ronnie	2002-03
Roth, Steve	1965-66
Rotta, Joel	1983-84
Ruffner, Byron	1991
Ryan, Bill	1947
Ryan, Kent	1934-37
Ryan, Richard	1941

S	
Sager, Charlie	1991-92
Sanders, Newell	1923-27
Santos, Mike	1975-78
Saxon, Marcus	1997-98
Schaub, George Wesley	1923
Schaub, Wesley George	1922
Schenk, Edward	1948
Schofield, Jerry	1959-60
Schumacher, Tony	1994
Session, Chris	2006-07
Sewell, Keith	1951
Sewell, Keith Arthur	1952
Shanks, Preston	2014
Shaw, Jarred	2013-14
Sheehan, Chris	1988-89
Shields, Marlin	1954-55
Simms, Myron	1995
Simpson, Harold	1941
Skousen, Willard	1935-36
Smart, Theron	1928-29
Smith, Antwan	1995-97
Smith, Chris	2015-16
Smith, Driver Edwin	1921
Smith, Fred "Luckie"	1967
Smith, Jimmy	1967-68
Smith, Ted	1956-57
Smith, Tim	1965
Sorenson, Evan	1946-48
Spencer, Sydney	1920-21
Spizer, Chaz	2006-07
Spillers, Maurice	1994-95, 96-97
Spraggins, DeUndrae	2008
Springham, Bob	1951-54
Stephens, Desmond	2008
Stewart	1907
Stewart, Dan	1997, 2000
Stewart, Tom	1966-68
Stone, Harvey	1949
Stone, Jordan	2012-14
Stowell, Michael	2002-03


Sumsion, Glenn	1918
T	
Tate, Sharon	1928-29
Taylor, Craig	1976, 79-80
Taylor, Quinn	2016-2019
Tebbs, Jeff	1970-72
Tenhoeve, Mark	1973-75
Thayer, Jim	1958
Theus, Hal	1957-59
Thoesby, Adam	2012
Thomas, Rashaun	2000
Thompson, Ken	1971-72
Thompson, Ray	1973-75
Thurston, Mark	1998
Tollestrup, Tim	1968-70
Trane, Keith	1941-42
Tucker, Darrell	1951-54
Tueller, Tann	1984-86
Tuft, Don	1952-54
Turner, Sanchez	1993
V	
Vague, Jeremy	2001-02
Vaitiekus, Arvydas	2007
Van Kampen, Rudolph	1932
Van Oreen, P.B.	1910
VanNoy, Jay	1947-48
Vincent, Thomas	2001-02
W	
Wade, Dick	1968-70
Wade, Edward	1935-37
Wade, Ellis	1926-29
Wakefield, Terry	1970-72
Walbeck, Daryl	1958
Walker, Gilbert	1961
Walker III, James	2011
Walker, LeRoy	1964-65
Wankier, Udell A.	1945
Wardell, Clayton	1933-34
Warfel, Joe	1963
Washington, Lance	1981-83
Washington, Vince	1984-85
Watkins, Delos	1930-31
Watson, Elden	1935-36
Watson, Mikel	2007
Watts, Conley	1933-34
Watts, Gary	1960, 63-64
Watts, Joe	1962
Weiss, Jack	1952
Wesley, Tai	2008-11

West, Shelby	1933, 35-37
White, Darrel	1989-90
White, Tyrone	2010
Whitehead, Winifred	1909
Wickizer, Jon	1993-96
Wickizer, Nate	1992-95
Wickliffe, Edgar	1981
Widmer, Gene	1964
Wilbon, Tyler	1960-61
Wilcox, Elton	1931
Wiley, Jerome	1983-84
Wilkinson, Gary	2008-09
Willden, Brad	2000
Williams, Fred	1946
Williams, Harold	1926
Williams, Jason	2004-05
Williams, Kevin	2002
Williams, Nate	1970-71
Williams, Oscar	1975-77
Williams, Pooh	2008-11
Williams, Stavon	2009
Williams, Tyler	2004-05
Wilson, Mark	1977
Wimmer, Albert	1938
Womack, Jermaine	1995-96
Woodard, Corwin	1994-95
Woods, Vertis	1933-34
Woodside, Howard	1923-25
Wortley, Don	1955-56
Worley, Clyde	1919
Worthen, Alan	1960
Worthington, Glen	1926-29

Y	
Yeates, LaRue	1932
Young, C. George	1930-32
Young, Terrell	2014
Youngblood, Kendall	1989-92



DESMOND
PINEGAR



MARVIN
ROBERTS



TAI
WESLEY



GARY
WILKINSON

UTAH STATE UNIVERSITY



UTAH STATE UNIVERSITY QUICK FACTS

Founded:

March 8, 1888

President (16th):

Noelle E. Cockett (Jan. 1, 2017-present)

Type:

Land-grant, public research university

Mission Statement:

The mission of Utah State University is to be one of the nation's premier student-centered land-grant and space-grant universities by fostering the principle that academics come first, by cultivating diversity of thought and culture and by serving the public through learning, discovery and engagement.

Location/Profile:

Logan, Utah

Population:

Logan - 48,565

Cache County - 114,181

Elevation: 4,778 feet (Logan Campus)

Average summer highs: 85 degrees

Average winter highs: 34 degrees

Free public transportation for Logan campus, Logan City, Cache Valley

81 miles northeast of Salt Lake City

5 hours south of Yellowstone National Park

1-hour drive to four ski resorts

2-minute drive to Logan Canyon

Number of steps to the top of Old Main Hill: 124

Campus Size:

Main campus: 400 acres

Statewide: 7,000 (does not include USU Eastern)

Regional Campuses, Distance Education and Extension:

Regional Campuses: 3 (Brigham City, Tooele, Uintah Basin)

Comprehensive Community College: 1 (USU Eastern with campuses in Price and Blanding)

Extension Offices: In 28 of 29 Utah counties and at the Ogden Botanical Center, Thanksgiving Point, and Utah Botanical Center

Workforce:

Faculty members: 800

Full-time support staff: 1,664



UTAH STATE UNIVERSITY QUICK FACTS

Enrollment:

Total Headcount Enrollment (Fall 2017): 28,118*

*Includes USU Regional Campuses and Distance Education: 14,648 and USU Eastern: 1,950

Gender:

Male: 12,888

Female: 14,791

Student Representation:

All 29 counties in Utah

All 50 states

78 countries

Ages:

Average undergraduate age: 22.4

Average graduate age: 32.3

Academics:

Undergraduate degrees: 159

Undergraduate minors: 111

Graduate degrees: 110

Student/faculty ratio: 22.1 to 1

Average undergraduate class size: 20-29 students

Students who study abroad each year: 76%

Colleges:

College of Agriculture and Applied Sciences

Caine College of the Arts

Jon M. Huntsman School of Business

Emma Eccles Jones College of Education and Human Services

College of Engineering

College of Humanities and Social Sciences

S.J. and Jessie E. Quinney College of Natural Resources

College of Science

Most Popular Declared Majors:

Economics; Psychology; Communicative Disorders and Deaf Education; Mechanical Engineering; Elementary Education; Human Movement Science; Biology; Computer Science





NOELLE E. COCKETT

University President

Noelle E. Cockett was appointed as Utah State University's 16th President in October 2016, beginning her official tenure in January 2017. She is USU's first female president and the only female president with Utah's higher education system.

Since becoming president, Cockett has worked to improve the mission and vision of the university where the outstanding scholars, educators, and students, collectively embody a tradition of greatness.

It is a great time to be an Aggie. In national rankings, the university continues to gain ground. Utah State University was ranked as the No. 5 public university in the nation in "National Universities Rankings 2018" by Washington Monthly and is the No. 2 highest-ranked public university in the nation with lowest tuition in "America's Best Value Colleges" by Forbes. The university's award-winning faculty continue to receive accolades. In March 2018, physics professor David Peak was named as a 2018 recipient of the National Council on Undergraduate Research-Goldwater Scholars Faculty Mentor Award.

And the university's facilities continue to astound thanks, in part, to many Utah State University alumni and friends who are so generous in their support of the institution. In May 2018, the university celebrated the opening for the Sorenson Legacy Foundation Center for Clinical Excellence on the north side of campus and the Life Sciences Building was dedicated in spring 2019.

Prior to being named Utah State's President, Cockett was serving as Executive Vice President and Provost at USU and has held that position since 2013. Prior to that, she served USU as Vice President for Extension from 2006 to 2013; Dean of the College of Agriculture and Applied Sciences from 2002 to 2013; and Director of the Utah Agriculture Experiment Station from 2009 to 2013.

Cockett has built a distinguished career in sheep genomics research, maintaining an active research program even while serving in various leadership positions at Utah State University. Her research program has centered on the identification of genetic markers associated with economically important traits in sheep, as well as the development of resources that advance research on the sheep genome. Cockett and her colleagues published an article describing the sheep genome sequence in Science in 2014. Her current project focuses on the identification of genetic regions associated with entropion in newborn lambs. Cockett has served as the United States coordinator for sheep genome mapping since 1993 and is an active member of the International Sheep Genomics Consortium.

As an active researcher, Cockett has received many awards and

UTAH STATE UNIVERSITY BOARD OF TRUSTEES (2019-20)

Mr. Jody K. Burnett, Chairman, North Salt Lake City
Mr. Kent K. Alder, Vice Chairman, Logan
Mr. Sami I. Ahmed, Member, Logan
Mr. David G. Butterfield, Member, Logan
Mr. John Y. Ferry, Member, Corinne
Mrs. Gina Gagon, Member, Price
Mr. Mark K. Holland, Member, North Salt Lake City
Mr. David H. Huntsman, Member, Salt Lake City
Mrs. Crystal C. Maggelet, Member, Salt Lake City
Mr. J. Scott Nixon, Member, Kaysville

accolades throughout her career including a Young Scientist Award from the Western Section of the American Society of Animal Science (ASAS), the Utah Governor's Medal for Science and Technology (2004 and 2015) and one of USU's top honors, the D. Wynne Thorne Research Award.

After receiving her master's and doctorate in animal breeding and genetics from Oregon State University in 1983 and 1985, respectively, Cockett spent five years as a research geneticist at the United States Department of Agriculture, Agriculture Research Service U.S. Meat Animal Research Center in Clay Center, Nebraska. She joined Utah State University in 1990 as a researcher and assistant professor in the Department of Animal, Dairy and Veterinary Sciences in the College of Agriculture and Applied Sciences.

Cockett, who earned her bachelor's degree from Montana State in animal science in 1980, grew up on a beef cattle ranch in eastern Montana and is married to John Cockett, Director of Technology in USU's Emma Eccles Jones College of Education and Human Services. Noelle and John have two children, Dylan and Chantelle.



UTAH STATE UNIVERSITY EXECUTIVE COMMITTEE (2019-20)

Noelle E. Cockett, President
Francis D. Galey, Executive Vice President and Provost
Neil N. Abercrombie, Vice President, Government Relations
Douglas D. Anderson, Dean, Jon M. Huntsman School of Business
Janet B. Anderson, Associate Vice President, Academic and Instructional Services, and Vice Provost
Jodi Bailey, Chief Audit Executive
Patrick Belmont, President, Faculty Senate
Bradford R. Cole, Dean, Libraries
David T. Crowley, Vice President for Business and Finance
Beth E. Foley, Dean, Emma Eccles Jones College of Education & Human Services
Maura E. Hagan, Dean, College of Science
John H. Hartwell, Vice President and Director of Athletics
Eric S. Hawley, Chief Information Officer
H. Scott Hinton, President, USU Research Foundation
Craig D. Jessop, Dean, Caine College of the Arts
Jagath J. Kaluarachchi, Dean, College of Engineering
Chris Luecke, Dean, S.J. & Jessie E. Quinney College of Natural Resources
Mica McKinney, Vice President, Legal Affairs
James D. Morales, Vice President for Student Services
Sydney M. Peterson, Chief of Staff, Secretary to the Board of Trustees
William M. Plate, Vice President, Marketing and Communications
Laurens H. Smith, Interim Vice President for Research
Michael Torrens, Director of Analysis, Assessment & Accreditation
Robert W. Wagner, Vice President for Academic & Instructional Services
Joseph P. Ward, Dean, College of Humanities & Social Sciences
Kenneth L. White, Vice President for Extension; Dean, College of Agriculture and Applied Sciences; Director, Agricultural Experiment Station
Matthew T. White, Vice President for University Advancement
David R. Woolstenhulme, Vice President for Regional Campuses



JOHN HARTWELL

**University Vice President/
Director of Athletics**

Since being named Vice President and Director of Athletics at Utah State on June 2, 2015, John Hartwell has cast his vision for Aggie Athletics, which embodies maximum effort academically, athletically and socially to ensure success in both the classroom and on the fields of competition.

Hartwell has also focused his time on maximizing and increasing the department's revenue streams, along with planning for future facility renovations to both Maverik Stadium and the Dee Glen Smith Spectrum.

In his time at Utah State, Hartwell has already rebranded the fundraising arm of the athletics department with the creation of Aggies Unlimited, which puts all giving under one umbrella.

Utah State also entered into a new partnership with the Larry H. Miller Sports & Entertainment Group to be its flagship radio station for Aggie Athletics, which gives USU additional advertising opportunities throughout Cache Valley and the Wasatch Front, in addition to more control over each broadcast.

Additionally, Hartwell has overseen the completion of the \$36 million, 85,000-square foot West Stadium Center on the west side of Maverik Stadium, which includes 24 luxury suites, 20 loge boxes, over 700 covered club seats and a premium club area that is also used to host a student-athlete training table. Renovations also included new video boards on both the north and south ends of the stadium, along with a new public address system, while major concourse work significantly increased restrooms and upgraded concessions.

Under Hartwell's leadership, Utah State athletics has seen unparalleled success during the past four years, which includes arguably the best two-year stretch ever.

The just completed 2018-19 academic year saw both its football and men's basketball teams nationally ranked as Utah State was one of just five institutions to have both programs ranked in the final Associated Press polls. Collectively, USU produced a combined 39-9 record between football (11-2) and men's basketball (28-7) this past year, which is a single-season school record. That 39-9 mark was tied for the fourth-best winning percentage and seventh-most wins nationally. Furthermore, football tied the school record for wins with its 11-2 record, while men's basketball went 28-7 to tie for the third-most victories in program history. In all, the 2018-19 academic year marked just the third time in school history that football and men's basketball advanced to a bowl game and the NCAA Tournament, respectively.

Furthermore, first-year head coach Craig Smith, who Hartwell hired, led Utah State's men's basketball program to its first-ever Mountain West regular season title and tournament championship after entering the season picked ninth in the preseason polls. Additionally, its football program was picked to finish fourth in the Mountain Division of the Mountain West, but posted a 7-1

league mark to tie for first in the division. At season's end, both program's head coaches were named Mountain West Coach of the Year.

Not to be outdone, the 2017-18 academic year was arguably the best in school history under Hartwell as Aggie Athletics ranked 78th nationally in the Learfield Director's Cup Standings, which is by far the best finish for USU in the Cup's 25 years, while its 400-plus student-athletes achieved a school-record 3.25 grade-point average.

In 2017-18, Utah State's men's tennis program won its third-straight Mountain West regular season championship and advanced to the NCAA Tournament for the second time in as many years. In fact, men's tennis won the school's first Mountain West regular season (2016) and tournament championships (2017) since joining the Conference in 2013 and finished the 2017 campaign with a school-record 23 wins and a final national ranking of No. 45.

Additionally, Utah State's track & field/cross country teams had their best seasons in school history in 2017-18, highlighted by the men's programs finishing the year ranked 10th nationally by the U.S. Track & Field and Cross Country Coaches Association. During the 2017-18 seasons, the Aggie men placed 27th in their first-ever appearance in the NCAA Cross Country Championships, followed by a 28th-place finish at the NCAA Indoor Championships and an 18th-place finish at the NCAA Outdoor Championships as its student-athletes combined to garner 12 All-America honors. On the women's side, USU's cross country program finished 14th in its first-ever appearance at the NCAA Championships, while its student-athletes combined to garner three All-America honors during the 2017-18 academic year.

Aggie football also excelled during the 2017-18 academic year, playing in its sixth bowl game in the past seven seasons.

Aggie softball has also seen increased success in the recent past as they finished the 2017 campaign with a 33-18 record, including a 14-9 Mountain West mark, and advanced to the National Softball Invitational, marking the program's first postseason appearance since 1993. In fact, those 33 overall wins and 14 league victories are its most since 1996, as USU finished the 2017 season tied for third place in the league.

Even more impressive is Utah State's continued successes by its student-athletes in the classroom as they have a 92 percent graduation success rate, which is the highest in the Mountain West, and a cumulative 3.24 grade-point average. During the 2018-19 academic year, USU had 170 student-athletes earn academic all-Mountain West honors, while 120 were named Mountain West Scholar-Athletes. Additionally, USU recognized 206 student-athletes at its annual Joe E. and Elma Whitesides Luncheon for earning a 3.2 or better GPA.

Hartwell came to Utah State after spending three years as the Athletics Director at Troy, where he laid the groundwork for the future of Trojan Athletics by spearheading several significant upgrades to its athletic facilities, including the addition of a new \$2 million practice facility for the golf teams, a \$3 million renovation and expansion of the softball facility and a \$2.1 million improvement to Veterans Memorial Stadium, while also securing funding for lights to be installed at the soccer and track complex. Hartwell also unveiled the North End Zone Project for Veterans Memorial Stadium, a \$25 million project that will be the new home for Trojan football.

Troy's athletics programs have also seen vast improvement on the fields of play due to Hartwell's leadership and oversight, including the football program posting a 31-8 record the past three seasons under Neal Brown, who



UTAH STATE ATHLETIC DIRECTORS (1950s-present)

H.B. Hunsaker	1955-63
Frank Williams	1964-72
Ladell Andersen	1973-82
Dave Kragthorpe	1983-84
Rod Tueller	1985-92
Chuck Bell	1993-97
Bruce Van De Velde	1998
Rance Pugmire	1999-2003
Randy Spetman	2004-2007
Scott Barnes	2008-2014
John Hartwell	2015-present



Hartwell hired, not to mention the Trojans being the first Sun Belt Conference team to ever appear in either the Associated Press or Coaches Poll. Men's basketball won the 2017 Sun Belt Conference Tournament and advanced to its first NCAA Tournament since 2003, while the women's basketball program won back-to-back Sun Belt Tournament championships and appeared in two-straight NCAA Tournaments in 2017 and 2018. Troy's golf programs have also excelled as the women's program has won three of the past five Sun Belt titles, while men's golf advanced to three-straight NCAA Regionals from 2016-18. Another Hartwell hire, Mark Smartt, led Troy baseball to a 42-win season and an at-large NCAA bid in 2018.

Under Hartwell, Troy Athletics saw a significant enhancement in fundraising and external relations as he completely overhauled Troy's External Affairs division of the Athletics Department to increase revenues and enhance the fan and game day experience. Part of the makeover was the creation of a new external model, which included the addition of a Senior Associate Athletic Director for External Affairs; bringing corporate sponsorships in house with a partnership with Rockbridge Sports Group; and the development of the Troy Affinity Program to further engage Troy students in athletics.

Hartwell's strong business background also proved to be valuable at Troy as he negotiated a new footwear and apparel deal with Adidas, while also securing home-and-home football games with Duke and North Carolina State in addition to yielding a home basketball game with Mississippi. Hartwell's tenure at Troy also saw a record number of student-athletes earn a 3.0 grade-point-average, an upward trend in APR scores and additional staff positions in Troy's academic support department. During the 2014-15 academic year, Troy student-athletes finished with a 3.01 cumulative grade-point-average and over 57 percent of Troy's student-athletes had a 3.0 GPA or higher.

At Troy, Hartwell served on the NCAA Division I Basketball Issues Committee, the Division I-A Board of Trustees Executive Committee, and the NCAA Division I Council as the Sun Belt Conference representative. He has also been an instructor at the Division I-A Institute for aspiring athletic directors.

Prior to being the Director of Athletics at Troy, Hartwell spent nine-plus years at the University of Mississippi, where he was the Senior Executive Associate Athletics Director, serving as the number two administrator in athletics.

Hartwell served as the Treasurer and Chief Operating Officer of the Mississippi Athletic Association Foundation, a 501 (c)(3) organization that generated over \$17 million annually for the Ole Miss Athletics Department through priority seating and major gifts.

He was responsible for the day-to-day administrative oversight of the football, men's basketball and baseball programs, along with sport oversight of the softball and men's and women's track & field and cross country programs. Hartwell also oversaw the Rebels' business office, ticket office, equipment room, merchandise sales, concessions and football scheduling.

Hartwell scheduled several marquee football games for the Rebels, including a home-and-home series with Texas that began in 2012.

Hartwell managed the growth of the Ole Miss athletic budget from \$26 million in the 2003 fiscal year to over \$47 million in the 2012 fiscal year. He also chaired the search to hire men's basketball head coach Andy Kennedy in 2006. He was heavily involved in negotiations that increased revenues with contracts for apparel and footwear (Nike), merchandise sales (Sports Avenue/LIDS), concessions (Centerplate), wireless provider (C Spire) and video boards (Daktronics). He served on the Southeastern Conference Ticket Committee and started the annual SEC Chief Financial Officers Forum.

A 1987 graduate of The Citadel, the 54-year old Hartwell spent four-plus years as a certified public accountant with Ernst & Young before returning to his alma mater to serve as the Director of Internal Audit in 1991. From 1994 to 1997, he was in private business as the Chief Financial Officer for a \$36 million beverage distributor on the South Carolina coast.

Hartwell's direct experience in athletics administration began as the Assistant Athletics Director for Business at Georgia State in 1997. He was promoted to Associate Athletics Director for Internal Affairs in 1999, and his responsibilities expanded to include sport supervision for baseball, men's and women's golf, men's and women's track & field and cross country. He also had oversight over the Panthers' athletic facilities and game management in addition to his previous responsibilities of all financial aspects of the department. While at Georgia State, Hartwell earned a master's degree in sports administration.

Athletics has always been a big part of Hartwell's life, starting in high school where he was an all-state basketball selection at UMS-Wright in Mobile, Ala. The 6-foot-7 forward played in high school alongside former North Carolina State and Alabama head coach Mark Gottfried, who is now the head coach at Cal State Northridge. Hartwell went on to play collegiately at The Citadel, where he was a three-year starter, a four-year letterman and captain of the team as a senior in 1987.

Hartwell is married to Dr. Heather Seale Hartwell, and they have two daughters, Lauren (10) and Madison (7). Hartwell also has a 27-year old son, Hunter, a Vanderbilt graduate who lives in Atlanta.



The Hartwell Family: John, Heather, Lauren, Madison



JERRY BOVEE
Utah State, 1992
Assistant Vice President
Deputy AD for External Affairs

Jerry Bovee is in his first year with Utah State Athletics as the Assistant Vice President and Deputy Athletics Director for External Affairs. Bovee leads USU's athletics development staff, including the Big Blue Scholarship Fund and Aggies Unlimited. He also oversees USU athletics' external departments, which includes marketing and promotions and media relations, while serving as the liaison for ticket operations and sales and Aggie Sports Properties.

Bovee came to Utah State after spending the past 10 years as the Athletics Director at Weber State University.

Bovee, who earned his bachelor's degree in business finance from Utah State in 1992, began his career in athletic administration at USU as he worked as a sales and promotions specialist and later as an Assistant Athletics Director for Marketing and Promotions at Utah State for four years (1992-95).

Bovee oversaw tremendous growth in fundraising and facility upgrades during his time at Weber State, including improvements to Stewart Stadium and the Dee Events Center. The Marquardt Fieldhouse, a state-of-the-art indoor practice facility, opened in 2013. The facility includes strength and conditioning, training and team rooms, along with rehabilitation areas. Furthermore, a new academic facility for student-athlete success was completed in 2016 and a new state-of-the-art athletic complex on the north end of Stewart Stadium will open in August, 2019.

During Bovee's tenure with the Wildcats, the football team saw huge improvement, including unprecedented back-to-back Big Sky titles in 2017 and 2018 under head coach Jay Hill, who was hired by Bovee in December, 2013. In 2017, Weber State won a school-record 11 games, won a Big Sky title, won two games in the FCS Playoffs and finished the season ranked fifth in the nation. Weber State repeated as Big Sky champions in 2018, again advanced to the FCS Quarterfinals, and was ranked as high as third in the nation, the highest ranking in school history.

In all, Weber State captured 19 conference championships under Bovee's watch. The Wildcats' men's basketball team won the Big Sky title in 2010, 2014 and 2016, and twice advanced to the NCAA Tournament. Women's cross country captured four Big Sky titles and advanced to the NCAA Championships all four seasons. The WSU softball team has won three-straight regular season titles and two postseason tournament titles and advanced to the NCAA's. The men's tennis team won three conference regular season titles and the Wildcat men's track and field, men's golf and women's soccer teams also captured conference titles.

Prior to being named Weber State's Athletics Director in 2009, Bovee spent two years as the Assistant Vice President for Administrative Support Services at Weber State.

Before coming to Weber State, Bovee served as Assistant Director of the Utah High School Activities Association.

Along with earning his bachelor's degree from Utah State, Bovee earned his master's degree from Weber State in business administration in 2010. Bovee was born and raised in Ogden and attended Ben Lomond High School. He and his wife Julie have four children: Jared, Ethan, Addison and Seth.



AMY CROSBIE
Utah State, 2002
Senior Associate Athletics Director
Student-Athlete Support Services
Senior Woman Administrator

In her first year at her alma mater, Amy Crosbie will serve as Senior Associate Athletics Director for Student-Athlete Support Services and Senior Woman Administrator.

Crosbie comes to Utah State after spending the past nine-plus years as the Senior Associate Athletics Director/Senior Woman Administrator at Weber State University.

In her new role, Crosbie will be responsible for the planning, coordination and implementation of student-athlete support services for the entire athletic department. She will also oversee academics, athletic training and strength & conditioning, in addition to providing Title IX oversight. Crosbie will also serve as the Senior Woman Administrator for athletics and assist in the sport supervision of various sports.

Crosbie, who earned her bachelor's degree in family and consumer science from Utah State in 2002, was a four-year letterwinner for USU's volleyball team from 1997-2000 as an outside hitter and helped lead the Aggies to their first-ever NCAA Tournament in 2000. She was named to the Big West Conference All-Freshman team in 1997, earned second-team all-Big West honors as a junior in 1999 and first-team honors as a senior in 2000. For her career, she still ranks second all-time in school history with 1,463 kills, fourth with 3,627 attempts, sixth with 98 service aces and eighth with 120 matches played.

Following her collegiate career, Crosbie spent two years as an assistant volleyball coach for the Aggies. She then began her career in athletic administration at Utah State as she spent seven years as the Assistant Director of Student-Athlete Services, where she was an Academic Advisor and the CHAMPS Life Skills Director. During her time at USU, she fulfilled academic duties for men's basketball, golf, softball, soccer, volleyball, and men's and women's track & field. She also chaired the Student-Athlete Advisory Committee and taught the athletics section of connections, USU 1010, which is taught to all incoming student-athletes during the fall semester.

During Crosbie's tenure with the Wildcats, she worked directly with the director of athletics and oversaw student-athletes' well-being, as well as compliance and academics. She was also the sport administrator for softball, volleyball, men's and women's tennis, and men's and women's golf.

Crosbie also participated on various Big Sky Conference and Weber State University committees, and in 2016 was a recipient of the Dixon Award for demonstrating a career of excellence and going above and beyond the call of duty to support students. Crosbie is a graduate of the 2012-13 NCAA Pathway Program class, which is a year-long program designed to enhance the professional skills of women and people of color who seek to become athletics directors through education, training and mentorship.

For the past seven years, Crosbie has been a facilitator for the National Consortium for Academics and Sport in the Mentors in Violence Prevention and Branded a Leader programs working with intercollegiate athletic departments, NASCAR and the NBA. In addition, she most recently served as a lead trainer for program delivery, working with the NCAA to develop curriculum for their annual Leadership Forum and Leadership Academy Workshop.

Along with earning her bachelor's degree from Utah State, Crosbie earned her master's degree from Weber State in professional communication in 2014. Crosbie was born and raised in Visalia, Calif., and attended Redwood High School. Amy and her husband Jeff have three children: Kiera, Ellie and Carter.



JUSTIN DELOS REYES

California, 2002
General Manager
Aggie Sports Properties

Beginning his second year with the Utah State Athletics Department is Justin delos Reyes, who is the General Manager of Aggie Sports Properties (ASP), a property of Learfield IMG College.

Prior to Utah State, delos Reyes spent two years as key account manager for Slakey Brothers in Sacramento, Calif., where he was charged with improving productivity in an under-performing territory and increased sales by 150 percent within the first year. delos Reyes was integral in revenue generation and building strategic relationships with clients.

delos Reyes also spent four years as the corporate partnership sales manager for the NBA's Sacramento Kings, as he generated over \$4 million in new business revenue, exceeding goals and developing creative marketing platforms.

delos Reyes also previously served five years as a sales manager for First U.S. Community Credit Union and four years as a home loan sales executive and business analyst for Wells Fargo Home Mortgage, both in Sacramento.

A native of Sacramento, Calif., delos Reyes graduated from the University of California-Berkeley in 2002 with a bachelor's degree in sociology. delos Reyes is married to the former Aimee Butler and the couple have three children, Isaac (8), Noah (6) and Natale (4).



DJ ECKMAN

Utah State, 2015
Director of Event Operations & Facilities

DJ Eckman is in his second year as the Director of Event Operations and Facilities for Utah State Athletics.

Eckman's duties include creating and developing game-day operations and event management of USU's 16 intercollegiate

sports.

Eckman has been a member of the USU athletic department over the past seven years, working four years as a student equipment manager and the last three years as the Event Operations Coordinator.

Eckman earned both an undergraduate and graduate degree from Utah State, studying marketing, and sport and physical education.



JAKE GARLOCK

BYU, 2002
Associate Athletics Director
Compliance


Entering his 14th year at Utah State is Jake Garlock, who was promoted to Associate Athletics Director for Compliance in July, 2013. In his position, Garlock is in charge of maintaining USU's compliance in accordance with the NCAA and Mountain West

Conference rules. He also has administrative oversight of men's and women's tennis and volleyball programs, as well as the equipment room.

Prior to joining the athletics department, Garlock spent one year as a practicing trial attorney.

Garlock, who is originally from Salem, Ore., graduated from Brigham Young with a bachelor's degree in psychology in 2002 and received his law degree from Willamette in 2005.

Garlock was born March 19, 1978 in Salt Lake City, Utah. He and his wife Jenny have four children, Grace (16), Sophia (13), Ben (11) and Caleb (6).



TONY HEARRELL

Mars Hill College, 2012
Compliance Coordinator

Tony Hearrell is in his second year as the Compliance Coordinator for Utah State Athletics. Hearrell's primary responsibilities include financial aid, transfers, complimentary admissions, overseeing the compliance monitoring software and housing for all of USU's 16 intercollegiate sports. Additionally,

Hearrell assists with the day-to-day operations of the compliance office, including rules education, providing interpretations of NCAA rules and submitting NCAA waivers and violation reports.

Prior to joining the athletics department, Hearrell spent six months as a compliance intern at the University of North Carolina at Charlotte.

Hearrell graduated with honors from Mars Hill College in 2012 with a bachelor's degree in psychology. During this time, he was also a student-athlete in the baseball program. He then continued his education at Coker College, earning a master's degree in collegiate athletic administration in 2018.

A native of Charlotte, N.C., Hearrell and his wife Kelsey have one daughter, Fenley Grace.

UTAH STATE™

QUICK FACTS

OUTLOOK

AGGIE BIOS

COACHES

OPONENTS

SEASON REVIEW

RECORDS

UNIVERSITY



CHRIS KAUFMAN
Minnesota State, Mankato, 2010
Director of Ticket Operations

Chris Kaufman is in his first year as the Director of Ticket Operations for Utah State Athletics. Along with his duties for USU Athletics, Kaufman also oversees ticket operations for all Utah State University events.

A 2010 graduate of Minnesota State University, Mankato, Kaufman joins the Aggies after spending the past six years at South

Dakota, where he was the coordinator of ticket operations and sales for the Coyotes.

During Kaufman's time at South Dakota, season ticket sales for football increased by an average of four percent in each of the last four years with a 92 percent renewal rate. Furthermore, season tickets sales for basketball increases by an average of 14 percent during the same time span with a 90 percent renewal rate.

Prior to becoming the coordinator of ticket operations and sales, Kaufman served a two-year stint as a ticketing and operations assistant at South Dakota.

Kaufman was an athletics marketing intern for two years at Minnesota State University, Mankato, where he received his bachelor's degree in sports management in May of 2010. He went on to earn a master of science degree in organizational management with an emphasis in sport management from Wayne State College (Wayne, Neb.) in December 2011.

Originally from Sioux Falls, S.D., Kaufman and his wife, Briana, have a 1-year-old son named Charlie.



TYLER KNOWLES
Oklahoma, 2009
Assistant Athletics Director
Digital Marketing & Creative Content

Tyler Knowles is in his fourth year at Utah State as the Director of Marketing and Creative Content. He was promoted to Assistant Athletics Director in 2019.

In his role, Knowles is responsible for the oversight of all aspects of athletics digital, creative content and overall visual story-telling of the Utah State athletics brand, while assisting in the purchasing and placement of all print, radio, TV, web and social media advertising. Knowles also assists in the development of football and men's basketball marketing strategies, and provides oversight for the development and execution of marketing and branding for the various olympic sport programs.

Knowles came to Utah State from Nicholls State in Thibodaux, La., where he served as the Director of Marketing and Ticket Operations, coordinating all ticket sales and integrating marketing plans for each of the Colonels' 14 sports. Knowles was also responsible for the social media platforms for the athletic department, including sponsorship activations with Colonel Sports Properties, providing graphic design for digital and social use.

Prior to working at Nicholls, Knowles worked with the event management and sports information departments at the University of Oklahoma, while pursuing his undergraduate and post-graduate degrees. While at Oklahoma, Knowles was a member of the staff that provided assistance at eight NCAA or Big 12 postseason events.

Knowles graduated from Oklahoma in 2009 with a degree in journalism and mass communication and later a master's degree in intercollegiate athletics administration.



MAGGIE McINERNEY
Marquette, 2004
Associate Athletics Director
Business Affairs

In her fifth year as Associate Athletics Director for Business Affairs at Utah State is Maggie McInerney, who joined the staff in January, 2015.

Prior to joining the athletics department, McInerney spent a year and a half working for the Office of Research and Graduate Studies for Utah State.

Before working for Utah State, McInerney worked at Kohl's Corporation in Menomonee Falls, Wis., in a variety of roles including financial planning, internal audit, external reporting and loss prevention financial analysis.

McInerney graduated from Marquette with a bachelor's degree in accounting in 2004 and obtained her Certified Public Accountant (CPA) license in 2005.

McInerney is married to USU's women's head tennis coach Sean McInerney and the couple have three children, Brayden (7), Adley (4) and Gabriel (2).



RYAN McLANE
Robert Morris, 2009
Associate Athletics Director
Development Officer

Ryan McLane is in his first year as an Associate Athletics Director and Development Officer for Utah State after spending the previous three-plus years as the Associate and Assistant Athletics Director for Marketing and Promotions at USU.

In his new role, McLane is responsible for assisting with department fundraising efforts, major gifts, coordination of donor activities and representation of the Athletics Department at University and community events to support the mission, vision and priorities of USU Athletics. McLane will also work closely with various members of the advancement division, coaching staffs, athletic development staff and other appropriate campus and external groups.

Before his return to Utah State, McLane served as the Assistant Athletics Director for Marketing and Promotions at Virginia Commonwealth University in Richmond, Va. While at VCU, McLane developed strategic marketing, advertising and sales campaigns that resulted in 48 consecutive sold-out men's basketball games, and increased average attendance for several other program.

Prior to his time at VCU, McLane spent two years at Utah State as the Director of Athletic Marketing and Promotions. In this role, he managed and implemented all advertising and promotional efforts for the USU Athletics Department, along with directing the game presentation at all home athletic events and maintaining the department's website and social media platforms.

During his first stint at Utah State, McLane helped the department through the rebranding process in 2012 and oversaw marketing efforts for the school's move to the Mountain West.

The native of Pittsburgh, Pa., graduated from Robert Morris in 2009 with a bachelor's degree in business administration. He then completed a master's degree in education at Oklahoma in 2011. His wife, Laura McLane, is an assistant athletic trainer at Utah State.



BOBBY NASH
Oklahoma, 2014
Assistant Athletics Director
Marketing & Fan Engagement

Bobby Nash is in his first year at Utah State as the Assistant Athletics Director for Marketing and Fan Engagement. In his role, Nash will oversee fan engagement, game production, and marketing for all of Utah State athletics.

Nash joins the Aggies after most recently serving as the Director of Community Relations at Oklahoma for the past two years. Prior to that, he served as the Assistant Director of Marketing & Fan Experience at OU from 2015-17, and a Graduate Assistant for Marketing and Promotions from 2014-15.

With the Sooners, Nash planned, coordinated and executed grassroots marketing initiatives, including brand enhancement, lead generation and community engagement resulting in increased attendance and revenue generation. He also coordinated community service opportunities for more than 400 student-athletes and spirit members with local community partners.

From 2015-17, Nash created and implemented marketing plans for volleyball, wrestling and baseball that resulted in increased attendance and revenue. Furthermore, he managed all game day marketing responsibilities for assigned sports, including coordination and timing of the pep band, spirit squads, National Anthem singers, halftime performances, PA announcers, DJs, video boards, game promotions, promotional giveaways and special presentations.

Originally from Bosque Farms, N.M., Nash later moved to Norman, Okla., where he earned both his bachelor's degree in health and exercise science (2014), and then a master's degree in adult and higher education (2016) at Oklahoma.

Nash's wife, Kierstin, will also work on campus as the Assistant to the Vice President of Marketing and Communications.



KC SMURTHWAITE
Southern Utah, 2013
Director of Development

KC Smurthwaite is in his sixth year overall at Utah State and in his second as the Director of Development for Aggies Unlimited. Smurthwaite has served in various roles at USU and spent his first two years in development as a Major Gifts Officer. In his role, Smurthwaite oversees the day-to-day operations of the athletics development office, including annual giving, stewardship, premium seating, trade and special events, while also serving on the External Leadership Team. Smurthwaite also manages a portfolio of major gift prospects and is a fundraiser for The Blue A Society.

Prior to his Development positions at Utah State, Smurthwaite spent two seasons as an assistant coach with the Aggie softball team, where he worked directly with the outfielders, while assisting with recruiting.

Prior to Utah State, Smurthwaite was an assistant baseball coach and recruiting coordinator at USU Eastern in Price, Utah. Smurthwaite originally signed with USU Eastern as a player, but injuries cut his playing days short, leading him to the coaching profession. During his playing career, he was ranked as high as No. 20 for recruiting region by Baseball Northwest. While at USU Eastern, Smurthwaite also fulfilled a variety of athletic administrative roles. In those roles, he cultivated and solicited local and regional organizations for the Golden Eagle athletic programs.

Smurthwaite is fluent in Spanish after serving an LDS Church Mission in Morristown, New Jersey. He also spent time as a play-by-play TV and radio commentator at USU Eastern and Southern Utah.

A Meridian, Idaho native, Smurthwaite began his college career at USU Eastern. He graduated from Southern Utah with a degree in communication studies in 2013 and received a master's degree from Utah State in physical and sport education in 2015. He married the former Emily Speas in November of 2016.





DOUG HOFFMAN

Wyoming, 1993
Associate Athletics Director
Media Relations

Doug Hoffman is in his 13th year as the Media Relations Director and 22nd year with the Utah State athletics department as he joined the staff in December, 1998.

Hoffman, who was promoted to Associate Athletics Director in 2013 after serving as an Assistant Athletics Director for six years, spent

eight years as the Associate Athletic Media Relations Director at Utah State.

As the Media Relations Director, Hoffman oversees the publicity of Utah State's 16-sport program, working closely with the media, USU staff, coaches and student-athletes, while serving as the football and golf contact.

Under Hoffman, USU's Athletic Media Relations Office has twice (2011, 2015) been recognized by the Football Writers Association of America (FWAA) by earning its "Super 11" Award, which annually recognizes the best 11 media relations departments in the nation.

Along with his duties as Media Relations Director, Hoffman is also the chair of USU's Athletics Hall of Fame Selection Committee and serves as the department's curator, which included the research and development of USU's Athletics Hall of Honor in 2009.

Hoffman came to Utah State after spending one year at Indiana State where he worked with volleyball and the nationally ranked baseball program. Prior to that, he was a graduate assistant in the media relations office at Wyoming from 1994-97.

Hoffman, who graduated from Wyoming in 1993 with a bachelor's degree in communications, was an all-conference basketball player during his senior season at Hot Springs County High School in Thermopolis, Wyo. A native of Mitchell, S.D., he and his wife Shellee have three sons, Chase (15), Davis (11) and Easton (4).



KYLE COTTAM

BYU, 2004
Assistant Athletics Director
Communications

Kyle Cottam is in his sixth year at Utah State as an Assistant Athletics Director for Communications. In his role, Cottam serves as the primary media contact for the men's basketball and soccer programs, and oversees both tennis programs. Cottam, who

has also worked with the volleyball program, oversees statistical crews for numerous sports and assists in other areas of the office.

Cottam came to Utah State after spending close to eight years in the athletic media relations department at Southern Utah, where he served as the Assistant Athletics Director for Media Relations and as an Assistant Sports Information Director. Prior to that, Cottam was a member of the athletic media relations staff at Indiana State.

While at Southern Utah, Cottam was the media relations chair at the 2007 and 2013 Western Athletic Conference Gymnastics Championships and helped to coordinate the media relations efforts for each of the Thunderbirds' 17 sports.

While at Indiana State, Cottam served as the media relations chair at the 2005 NCAA Cross Country National Championships and as the co-chair of the 2004 national championship.

In addition to his role at Utah State, Cottam is also the Commissioner of the Mountain Rim Gymnastics Conference. The MRGC is one of only two gymnastic-only conferences in the nation recognized by the NCAA and includes member schools Boise State, BYU, Southern Utah and Utah State.

Cottam is originally from Murray, Utah and graduated from BYU in 2004 with a degree in public relations. He and his wife Meaghan have two daughters, Molly (7) and Lucy (4).



MEGAN MCCUISTION

Utah State, 2012
Assistant Media Relations Coordinator

Megan McCuiston is in her sixth year at Utah State as an Assistant Media Relations Coordinator after joining the department in July, 2014. McCuiston serves as the media contact for USU's volleyball and softball programs, while assisting with a number of other sports. McCuiston, who has also worked with the women's basketball and

soccer programs at USU, also assists with the athletic department's various social media platforms and is involved in the statistical crews of numerous sports.

Prior to her current position, McCuiston spent three years working in the USU Athletic Media Relations Office, including two as its graduate assistant, as she served as the media contact for the Aggies' gymnastics program. McCuiston also worked on numerous stat crews for the Media Relations Office, including serving as the chief in-game statistician for women's basketball.

McCuiston, a native of Tucson, Ariz., earned her bachelor's degree from Utah State in journalism in the spring of 2012 and her master's degree from USU in physical education in the spring of 2014. She married Aaron McCuiston in June of 2017 and the couple has one daughter, Kimberly (1).



WADE DENNISTON

Utah State, 2001
Assistant Media Relations Coordinator

Wade Denniston is in his fifth year at Utah State as an Assistant Media Relations Coordinator after joining the department in March, 2015.

Denniston serves as the media contact for USU's cross country, track & field and gymnastics programs, as well as assisting with a number of other sports, including football.

In addition to game operations duties, Denniston also assists with the daily operations of the athletic department's various social media platforms, feature writing and photography.

Prior to joining Utah State, Denniston spent 15 years as a sports writer at The Herald Journal in Logan, Utah. The native of Cache Valley was the newspaper's beat writer for Utah State's football, women's basketball and gymnastics programs.

Denniston graduated from Utah State in May of 2001 with a bachelor's degree in communications. During his time at USU, Denniston was a senior writer for the school newspaper and an intern for the athletic media relations office.

Denniston and his wife Annie are the parents of three sons, Carson (16), Colten (9) and Walker (5), and one daughter, Emma (18).

Utah State Athletic Media Relations Directors (1950s-present)

Bob Hatch	1950s
Karl Klages	1957-63
Harvey Kirkpatrick	1964-69
Ken Mitchell	1970-73
Craig Hislop	1974-93
John Lewandowski	1994-96
Mike Strauss	1997-2006
Doug Hoffman	2007-present



Mike Bair
Assistant AD
Equipment Operations
435-797-3255



Analise Barker
Learning Specialist
435-797-2740



Bo Bates
Assistant
Equipment Manager
435-797-3255



Ryan Benson
Ticket Office
Account Executive
435-797-0304



Jerry Bovee
Assistant Vice
President &
Deputy AD
435-797-1880



Jacob Boxx
Multimedia
Coordinator
435-797-0382



Raven Boyd
Ticket Office
Assistant Director
435-797-0307



Jordan Boze
Digital Streaming
Coordinator
435-797-0382



Tyson Bybee
Staff Photographer
435-797-8584

QUICK FACTS

OUTLOOK

AGGIE BIOS

COACHES

OPONENTS

SEASON REVIEW

RECORDS

UNIVERSITY



Ronda Christoffersen
Business Manager
435-797-4174



Kyle Cottam
Assistant AD
Communications
435-797-2066



Amy Crosbie
Senior Associate AD
Student-Services/SWA
435-797-1868



Justin delos Reyes
General Manager
Aggie Sports Properties
435-797-8991



Wade Denniston
Assistant Media
Relations Coordinator
435-797-1361



Leah Dunagan
Assistant Trainer
435-797-3636



DJ Eckman
Director of Event
Operations
435-797-7186



Kalli Egbert
Business Assistant
Estes Center
Administrative Assistant
435-797-9844



Ryan Funk
Event Operations
Coordinator
435-797-7186



Spencer Funk
Event Operations
Coordinator
435-797-7186



John Garcia
Assistant Trainer
435-797-3280



Jake Garlock
Associate AD
Compliance Director
435-797-1853




Bill Garren
Assistant AD
Video Operations
435-797-0079



Connor Gorny
Strength & Conditioning
Assistant
435-797-9450



Sophia Hamilton
Coordinator
Aggie Sports Properties
435-797-8993



Dr. Tye Harrison
Team Physician
435-716-2859



John Hartwell
Vice President &
Athletics Director
435-797-2060



Tony Hearrell
Compliance Coordinator
435-797-9448




Ed Heath
Faculty Representative
435-797-3306



Jordan Hicks
Head Football Strength
& Conditioning Coach
435-797-8031



Doug Hoffman
Associate AD
Media Relations
435-797-3714



Zach Hoffman
Manager
Aggie Sports Properties
435-797-8992



Chris Kaufman
Director of Ticket
Operations
435-797-1828



Josh Knowles
Ticket Office
Assistant Director
435-797-0030



Tyler Knowles
Assistant AD
Digital Marketing &
Creative Content
435-797-34546



Sarah Landes
Assistant Director of
Development
435-797-0143



Megan McCuiston
Assistant Media
Relations Coordinator
435-797-5547



Maggie McInerney
Associate AD
Business Affairs
435-797-3731



Laura McLane
Assistant Trainer
435-797-3280



Ryan McLane
Associate AD
Development Officer
435-797-1360



Brady Mikkelsen
Assistant
Equipment Manager
435-797-3255



Sarah Moore
Academic
Coordinator
435-797-7551



Melissa Morgan
Administrative
Assistant
435-797-1850




Bobby Nash
Assistant AD
Marketing &
Fan Engagement
435-797-1360



Natalie Norris
Director of
Sports Nutrition
435-797-5370



Jill Ochsenbein
Development
Coordinator
435-797-2583



Logan Ogden
Director of Olympic
Sports Strength &
Conditioning
435-797-3638



Rick Parker
Staff Photographer
435-797-8584



Joe Powell
Strength & Conditioning
Assistant
435-797-9450



Brandy Saunders
Administrative Assistant
Football
435-797-1870



Jeremiah Sievers
Academic
Coordinator
435-797-1783



Karl Smith
Assistant Trainer
435-797-8291



KC Smurthwaite
Director of Development
435-797-0637



Jamie Sweeten
Travel Coordinator
Special Assistant to AD
435-797-2060



Nicole Troumbley
Spirit Squad
435-797-3384



Andi Webb
Academic
Coordinator
435-797-4471



Mike Williams
Associate AD
Sports Medicine
435-797-3444



Karen Yindeepit
Insurance Coordinator
435-797-8030




MERLIN OLSEN FIELD AT MAVERIK STADIUM

Football

Built - 1968 • Capacity - 24,206

Largest Crowd - 33,119 vs. BYU on Oct. 4, 1996



DEE GLEN SMITH SPECTRUM

Men's and Women's Basketball, Gymnastics

Built - 1970 • Capacity - 10,270


Largest Crowd - 11,114 vs. BYU on Jan. 20, 1973



STAN LAUB INDOOR TRAINING CENTER

Football, Men's Golf, Softball, Women's Soccer, Track & Field

Built - 1998



RALPH MAUGHAN TRACK STADIUM

Men's and Women's Outdoor Track & Field

ReBuilt - 1997 • Renovated - 2016 • Capacity - 1,500

Hosted 2009 WAC Outdoor Track & Field Championships



LAREE AND LEGRAND JOHNSON SOFTBALL FIELD

Softball

Built - 1995 • Capacity - 500



CHUCK AND GLORIA BELL SOCCER FIELD

Women's Soccer

Built - 2002 • Capacity - 500

Hosted 2012 WAC Championships



ICON SPORTS PERFORMANCE CENTER

Built - 2013



WAYNE ESTES CENTER

Volleyball

Built - 2014 • Capacity - 1,400

DEE GLEN SMITH

SPECTRUM

home of the

AGGIES





UTAH STATE

2019-2020 MEN'S BASKETBALL SCHEDULE

OCT 30
NOV 5
NOV 8
NOV 12
NOV 15
NOV 18
Nov 22
Nov 24
Nov 29
Dec 4
DEC 7
DEC 10
DEC 14
Dec 18
Dec 21
DEC 28

THE COLLEGE OF IDAHO 7PM
MONTANA STATE 8PM
WEBER STATE 7PM
DENVER 7PM
NORTH CAROLINA A&T 7PM
UTSA 7PM
vs. LSU 5PM
vs. North Texas 4:30PM
at Saint Mary's 9:30PM
at San Jose State 9:15PM
FRESNO STATE 4PM
SAINT KATHERINE 7PM
vs. BYU 5PM
vs. South Florida 5:45PM
vs. Florida 12:30PM
EASTERN OREGON 2PM

Jan 1
JAN 4
Jan 7
JAN 11
Jan 18
JAN 21
JAN 25
Jan 28
Feb 1
FEB 5
FEB 8
Feb 11
Feb 15
FEB 19
FEB 25
Feb 29
at UNLV 9PM
SAN DIEGO STATE 8PM
at Air Force 9PM
NEVADA 6PM
at Boise State 8PM
AIR FORCE 9PM
COLORADO STATE 8PM
at Wyoming 9PM
at San Diego State 8PM
UNLV 8PM
BOISE STATE 8PM
at Colorado State 7:30PM
at Fresno State 8PM
WYOMING 7PM
SAN JOSE STATE 9PM
at New Mexico 8PM

