

University Information

Location	Logan, Utah
Founded	1888
Enrollment	23,908
Nickname	Aggies
School Colors	Navy Blue and White
Arena	Dee Glen Smith Spectrum
Capacity	(10,270)
Conference	Western Athletic (WAC)
President	Dr. Stan Albrecht
Alma Mater	Brigham Young, 1966
Athletics Director	Randy Spetman
Alma Mater	Air Force, 1976
Athletic Department Phone	(435) 797-1850
Ticket Office Phone	(435) 797-0305 or 1-888-USTATE-1

Coaching Staff

Head Coach	Stew Morrill
Alma Mater	Gonzaga, 1974
Record at Utah State	190-63 (.751), 8 yrs
Career Record	408-201 (.670), 20 yrs
Associate Coach	Don Verlin
Alma Mater	Cal State Stanislaus, 1991
Assistant Coach	Tim Duryea
Alma Mater	North Texas, 1988
Assistant Coach	James Ware
Alma Mater	Texas Tech, 2000
Director of Basketball Operations	Lance Beckert
Alma Mater	Daito Bunka, Japan, 1997
Basketball Office Phone	(435) 797-2060

Media Relations

Director	Mike Strauss
Office Phone	(435) 797-1361
Basketball SID	Doug Hoffman
Office Phone	(435) 797-3714
Cell Phone	(435) 881-8011
Email Address	doug.hoffman@usu.edu
Assistant SID	Zach Fisher
Office Phone	(435) 797-2066
SID Fax	(435) 797-2615
Spectrum Press Box	(435) 797-1686
Internet Address	www.UtahStateAggies.com
Mailing Address	7400 Old Main Hill Logan, UT 84322-7400

Team Information

2005-2006 Record	23-9 (14-2h, 7-6a, 2-1n)
2005-2006 WAC Record	11-5 (T-2nd)
WAC Tournament	L 70-63 (ot) at Nevada in Championship Game
Postseason	L 75-61 to Washington in NCAA First Round
Lettermen Returning/Lost	5/5
Starters Returning/Lost	2/3
Newcomers	10
Overall Record	1,324-966 (.578)
NCAA Appearances/Record	17 (6-19, .240)
NIT Appearances/Record	7 (2-7, .222)

On The Cover

Front Row (L-R): Durrall Peterson, Jaycee Carroll, Pooh Williams, Kris Clark, Mikel Watson, Blake Tillotson, Josh Taylor, Nick Hammer. **Back Row (L-R):** O.J. Harrison, Arvydas Vaitiekus, Stephen DuCharme, Chaz Spicer, Aaron England, Chris Session, Michael Earl, Brayden Bell.

UTAH STATE BASKETBALL



Quick Facts

Utah State Basketball Facts	1
Table of Contents / Credits	2
Media Information	3
Media Outlets	4

This Is Utah State

Recruiting Information	5-14
------------------------------	------

Outlook & Bios

2006-07 Utah State Outlook	16-19
Aggie Rosters	20
Radio / Television Roster	21
Junior Jaycee Carroll	22-23
Junior Nick Hammer	24
Senior Durrall Peterson	25
Senior Chris Session	26
Senior Chaz Spicer	27
Junior Arvydas Vaitiekus	28
Sophomore Brayden Bell	29
Junior Kris Clark	29
Junior Stephen DuCharme	30
Junior Michael Earl	30
Freshman Aaron England	31
Sophomore O.J. Harrison	31
Freshman Josh Taylor	32
Freshman Blake Tilotson	32
Junior Mikel Watson	33
Individual Game-by-Game Stats ..	34-35
2006 Senior Class	36

Coaching Staff

Head Coach Stew Morrill	38-40
Associate Coach Don Verlin	41
Assistant Coach Tim Duryea	41
Assistant Coach James Ware	42
Basketball Support Staff	42

The Opponents

Northwestern State	44
Centenary	44
Drake	45
Southeast Missouri State	45
Alaska-Fairbanks	46
Rhode Island	46
Troy	47
Weber State	47
South Dakota State	48
Idaho State	48
Utah	49
Utah Valley State	49
Brigham Young	50
IPFW	50
Santa Clara	51
Cal State Bakersfield	51
Boise State	52
Fresno State	52
Louisiana Tech	53
Idaho	53
San Jose State	54
Nevada	54
Hawai'i	55
New Mexico State	55
ESPN Bracket Buster Info	56
Gossner Foods Classic History	56
WAC Tournament Info	57
Conference Tournament History	57
NCAA & NIT Tournament History	58
All-Time Opponents	59
Western Athletic Conference	60
WAC Arenas	61
WAC Composite Schedule	62

2005-06 in Review

Year-in-Review	66-67
----------------------	-------

2005-06 Statistics & Results	68
Game-by-Game Statistics	69
2005-06 Trends	70
Statistics for Non-Returners	71
2005-06 WAC Standings	72
2005-06 Big West Stats	72-73
2005-06 Box Scores	74-82

Utah State Records

Team Records	84
Individual Records	85
Career Records	86-87
Single-Season Leaders	88-89
Single-Game Leaders	90-91
Year-by-Year Individual Leaders ..	92-93
Year-by-Year Offensive Stats	94
Year-by-Year Defensive Stats	95
Single-Season Team Bests	96
Single-Game Team Bests	97-98
Single-Game Highs	99
All-Time Honors	100-101
All-Time Results	102-115
Year-by-Year Records	116-117
All-Time Coaching Records	117
All-Time Letterwinners	118-119

Utah State University

Utah State University	122
Utah State Facilities	123
President Stan Albrecht	124
Athletics Director Randy Spetman ..	125
Athletics Staff	126-128
Media Relations Staff	129
Athletic Administration	130
Head Coaches	131
Utah State Hall of Fame	132



Credits

- The **2006-07 Utah State Men's Basketball Media Guide** was published by the Utah State University Athletic Media Relations Office. This guide was designed, written and edited by Associate Director of Athletic Media Relations Doug Hoffman. Editorial assistance provided by Media Relations Director Mike Strauss, assistant media relations director Zach Fisher and the rest of the USU Athletic Media Relations staff. Composition done on a Macintosh G5 using Adobe InDesign and Photoshop 9.0. Cover photos by Ryan Talbot. Covers designed by Laura Vanderbeek of Vanderbeek Images.
- Photos by Ryan Talbot, Donna Barry of USU Photography, Mitch Mascaro and Eli Lucero of the Logan Herald Journal, Timber Ridge Photography, Brady Kay, Lynn Kay, Frank Jensen, Tom Till, Robert Crawford, Richard T. Clifton, and John Zsiray.
- Players' wardrobes provided by Dave Anderson and Mr. Mac's. Printing by Utah State Publication, Design and Production.
- Additional copies of the 2006-07 Utah State Men's Basketball Media Guide are available for \$12 each (plus \$2 shipping).
- Utah State is an Equal Opportunity Educational Institution.



Media Information



To The Media

The 2006-07 Utah State men's basketball media guide has been prepared to assist you in covering the Aggies this season. Additional information is available by contacting the Athletic Media Relations Office at (435) 797-3714 or through USU's website at www.UtahStateAggies.com.

Weekly Press Release

Each Monday a complete release previewing the upcoming game(s) and reviewing the season will be available on the Utah State University athletic web site at www.UtahStateAggies.com. This release will also be e-mailed and/or faxed to media requesting this service each Monday afternoon.

Credentials

To obtain credentials for Utah State home games, requests should be made on company letterhead and sent to the Athletic Media Relations office at least one week in advance of the game. Credentials will be granted on this priority basis: 1. Daily newspapers; 2. Originating radio stations; 3. Opponent's media as designated by its media relations director; 4. National media; 5. Local print media which covers USU events on a regular basis; 6. Other. Credentials will be mailed if enough advance notice is given. Credentials not mailed will be left at the will call window in the main ticket office on the west side of the Dee Glen Smith Spectrum.

Parking

Credentialed media will be allowed access to the parking lot on the north side of the arena (Blue Lot). A parking pass is required for admittance to that area and should be requested at least one week in advance of the game.

Press Box Services

Access to the press box is limited to those with working credentials. A credential does not guarantee a seat at press row. Game programs, game notes, and flip cards will be provided prior to the game. Statistics and play-by-play information will be provided at halftime. At the conclusion of the game a complete statistical book, typed quotes and postgame notes will be available in the press box, located on the north side of the Dee Glen Smith Spectrum. Final game statistics will be faxed to media requesting the service. A limited number of telephones will be available in the press box on a first-come, first-served basis. Requests for personal phones should be made through USU Telephone Services at (435) 797-3201 at least one week prior to the game.

Photographers' Access

Photographers are allowed to shoot from designated areas on the baselines on each end of the court. Due to limited space, photographers cannot shoot from or in front of the scorer's table. Team rosters are provided in the press box.

Interviews

All requests for interviews with Utah State players and coaches should be made directly through the Athletic Media Relations Office (435) 797-3714 and should be made at least one day in advance. The best time for player interviews is right after practice, while head coach Stew Morrill should be available in the mornings as well as after practice. Player interviews will be conducted through Wednesday each game week. The Utah State locker room is closed to the media on game days. Postgame interviews will take place after a brief cooling off period in a designated area.

Press Conferences

Head Coach Stew Morrill will hold a press conference in Logan each Tuesday during the season at The Copper Mill Restaurant (55 North Main) at 11:45 a.m. Quotes from the press conference will be available on USU's web site (www.UtahStateAggies.com) and will also be faxed and/or e-mailed per request.

Western Athletic Teleconferences

Each Monday during the conference season, the Western Athletic Conference will host a weekly media teleconference featuring the head coach from each team. Stew Morrill will be on the call from 10:53 to 11:00 a.m. Contact the WAC office, (303) 799-9221, or each school for a complete schedule.

On the Internet

All the latest and most comprehensive news concerning the Aggie basketball team and Utah State Athletics is available 24 hours a day on the Utah State University Athletics Department's official website, www.UtahStateAggies.com.

Aggies On The Air

Utah State basketball games are broadcast on **KVNU (610 AM)** in Logan, Utah and **1320 AM** in Salt Lake City, as well as on the internet at www.UtahStateAggies.com. Al Lewis serves as the play-by-play announcer while Rod Tueller serves as the analyst at home games. The Stew Morrill show, hosted by Lewis, will be broadcast on Mondays on KVNU as well as on the internet through USU's website at www.UtahStateAggies.com.

Directions To Logan

Logan, Utah is home to Utah State University and is located approximately 75 miles north of Salt Lake City, Utah. **From Salt Lake International Airport:** Take I-80 East out of the airport to 215 North, which will run into I-15 North. Follow I-15 North to exit 362 (Highway 89-91) at Brigham City. Follow Highway 89 into Logan, where it becomes Main Street. Stay on Main Street until you reach 1000 North and turn right. Turn right at 800 East and then left at 900 North. The Dee Glen Smith Spectrum is at the top of the hill and the media parking lot is located to the north of the Spectrum. Entrance to the lot is located off 900 East between 900 and 1000 North.

USU Athletics Directory (Area Code 435) (Prefix 797-)

Administration	797-1850
Athletics Director.....	Randy Spelman (2060)
Administrator's Asst.....	Ronda Christoffersen (2060)
Sr. Assoc. AD/SWA.....	Mary Ellen Cloninger (1850)
Assoc. AD/External Operations.....	Jana Doggett (3907)
Director of Development.....	Kevin Dustin (1860)
Asst. AD/Internal Operations.....	Scott Randal (1850)
Special Assistant to the AD.....	Dave Kragthorpe (2291)
Compliance.....	Jake Garlock (1853)
Faculty Representative.....	Ken White (2149)
Receptionist.....	Kristin Johnson (1850)
Staff Assistant.....	Vicky Fonesbeck (8115)
Big Blue Club	797-2583
Director.....	Tom Hale (1828)
Staff Assistant.....	TBA (2583)
Business Office	797-1851
Sr. Assoc. AD/Business.....	Ken Peterson (1858)
Asst. Business Manager.....	Gretta Curless (1851)
Ticket Office	797-0305
Toll Free.....	1-888-U-STATE-1
Asst. AD/Ticket Manager.....	Jeff Crosbie (0304)
Assistant.....	Chris Knox (0009)
Marketing/Promotions	797-1360
Director.....	Jason Herbers (1360)
Training Room	797-3636
Assoc. AD/Head Trainer.....	Dale Mildenberger (3636)
Asst. Trainer.....	Fawn Michel (3636)
Asst. Trainer.....	Mike Williams (3636)
Strength and Conditioning	797-3638
Head Coach.....	Mark Uyeyama (8031)
Assistant.....	Kurt Schmidt (3638)
Media Relations	797-1361
Director.....	Mike Strauss (1361)
Associate.....	Doug Hoffman (3714)
Assistant.....	Zach Fisher (2066)
Student-Athlete Services	797-1868
Asst. AD/Director.....	Brian Evans (1868)
Academic Coordinator.....	Amy Crosbie (3294)
Academic Adviser.....	Shukria King (1783)
Secretary.....	Karen Hamilton (1849)
Equipment	797-3255
Coordinator.....	Mike Bair (3255)
Concessions	797-7202
Manager.....	Greg Fuller (7202)
Radio/Video	752-5141
Play-by-Play Announcer.....	Al Lewis (752-5141)
Video Highlights.....	Shane Thomas (0525)
Team Video.....	Bill Garren (797-0079)
Team Physician	787-2000
Doctor.....	Dr. Trek Lyons (716-2800)
Men's Basketball	797-2060
Secretary.....	Ronda Christoffersen (2060)
Football	797-1870
Women's Basketball	797-1850
Golf	753-6050
Gymnastics	797-1494
Soccer	797-0900
Softball	797-2069
Tennis	797-2593
Track and Field	797-2061
Volleyball	797-2068

Athletic Media Relations

Mike Strauss, Director.....	O: (435) 797-1361
.....	H: (435) 755-0597
.....	C: (435) 770-3131
.....	E-mail: mike.strauss@usu.edu
Doug Hoffman, Associate.....	(Bball Contact)
.....	O: (435) 797-3714
.....	C: (435) 881-8011
.....	E-mail: doug.hoffman@usu.edu
Zach Fisher, Assistant.....	O: (435) 797-2066
.....	C: (435) 213-0318
.....	E-mail: zach.fisher@usu.edu
Student Assistants.....	
Jackie Banda, Chelsey Gensel, Rachel Katseanes,	
KC Muir, Staci Peterson, Ryan Talbot, Andy Tolton,	
Rachel Tucker	

Fax: (435) 797-2615
 Press Row: (435) 797-1686
 Web Site: www.UtahStateAggies.com
 Mailing Address:
 7400 Old Main Hill
 Utah State University
 Logan, UT 84322-7400



Media Outlets



Newspapers

Logan Herald Journal , 75 West 300 North, Logan, UT 84321 Shawn Harrison (SE/BW), Wade Denniston, Jason Turner	Phone (435) 752-2121	Fax (435) 753-6642	E-Mail sharrison@hjnews.com
Salt Lake Tribune , 143 South Main, Salt Lake City, UT 84110 Michael Anastasi (SE), Martin Renzhofer (BW), Kurt Kragthorpe (C)	(801) 257-8900	(801) 257-8950	sports@sltrib.com martyr@sltrib.com
Deseret Morning News , 34 East 100 South, Salt Lake City, UT 84110 David Schneider (SE), Jay Hinton (BW), Brad Rock (C)	(801) 237-2161	(801) 237-2543	sports@desnews.com jhinton@desnews.com
Ogden Standard Examiner , P.O. Box 12790, Ogden, UT 84412 Chris Miller (SE), Trent Toone (BW), Randy Hollis (C)	(801) 625-4261	(801) 625-4299	sports@standard.net ttoone@standard.net
Utah Statesman , P.O. Box 1249, Logan, UT 84322-0165 Seth Hawkins (SE)	(435) 797-1761	(435) 797-1760	sports@statesman.usu.edu
St. George Spectrum , 275 E. St. George Blvd., St. George, UT 84770 Bob Hudson (SE)	(435) 674-6250	(435) 674-6265	sports@thespectrum.com
Associated Press , 30 East, 100 South, Salt Lake City, UT 84111 Doug Alden (SE)	(801) 322-3405	(801) 322-0051	dalden@ap.org

Television

KUTV (CBS-ch. 2) , 299 South Main, Salt Lake City, UT 84111 Jeremy Castro (SD), Dave Fox, David James, Chris Holden, Reese Stein	(801) 973-3327	(801) 973-3349	castroje@kutv2.com jamesdm@kutv2.com
KTVX (ABC-ch. 4) , 2175 West 1700 South, Salt Lake City, UT 84104 Wesley Ruff (SD), Kent Rupe, Dana Greene	(801) 975-4427	(801) 973-4176	wruff@4utah.com kent@4utah.com
KSL-TV (NBC-ch. 5) , #5 Triad Center, Salt Lake City, UT 84110 Chad Layton (SD), Tom Kirkland, Rod Zundel, Kathy Aiken	(801) 575-5535	(801) 575-5560	chad.layton@ksl.com rod.zundel@ksl.com
KSTU-TV (Fox-ch. 13) , 5020 W. Amelia Earhart Dr., SLC, UT 84116 Mike Runge (SD), Rick Aaron, Joe Wren	(801) 536-1371	(801) 537-5535	mrunge@fox13.com raaron@fox13.com
KJZZ-TV (UPN-ch. 14) , 5181 W. Amelia Earhart Dr., SLC, UT 84116 Rob Howell, Travis Henderson	(801) 537-1414	(801) 238-6346	rhowell@kjzz.com thenderson@kjzz.com
KVLY-TV (Logan - ch. 12) , 1772 North, 600 West, Logan, UT 84321 Earl Rouse	(435) 752-7537	(435) 753-5073	earl@thevalleychannel.com

Radio

KVNU/KVFX (610 AM/94.5 FM) , P.O. Box 267, Logan, UT 84323-0267 Al Lewis (SD) (USU Radio Play-by-Play)	(435) 752-5141	(435) 753-5555	al@cvradio.com
KUSU (Public Radio) , 8505 Old Main Hill, USU, Logan, UT 84322-8505 Craig Hislop (SD)	(435) 797-1352	(435) 797-3150	crahis@upr.usu.edu
KFNZ (1320 AM) , 434 Bearcat Drive, Salt Lake City, UT 84115	(801) 485-6700	(801) 487-5369	ben.bagley@mail.citcomm.com
KSL (1160 AM) , P.O. Box 1160, Salt Lake City, UT 84110-1160	(801) 575-7676	(801) 575-5560	greg.wrubell@ksl.com
KZN (1280 AM) , 515 South, 700 East, Salt Lake City, UT 84102	(801) 524-2600	(801) 933-4713	scottg@1280kzn.com
Sports Radio (700 AM) , 2801 S. Decker Lake Dr., Salt Lake City, UT 84102	(801) 908-1525	(801) 908-1459	bill@700thezone.com

Other Outlets



Athletic Media Relations , 7400 Old Main Hill, USU, Logan, UT 84322 Mike Strauss, Doug Hoffman (Basketball Contact), Zach Fisher	(435) 797-3714	(435) 797-2615	mike.strauss@usu.edu doug.hoffman@usu.edu zach.fisher@usu.edu
WAC , 9250 E. Costilla Ave., #300, Englewood, CO 80112-3643 Dave Chaffin (D), Kara Irving	(303) 799-9221	(303) 799-3888	dchaffin@wac.org kirving@wac.org

2006-07 Utah State Opponent Media Relations Directors

Northwestern State	Doug Ireland	(318) 357-6467	(318) 357-4515	ireland@nsula.edu
Centenary	David Pratt	(318) 869-5092	(318) 869-5128	dpratt@centenary.edu
Drake	Mike Mahon	(515) 271-3012	(515) 271-3015	mike.mahon@drake.edu
Southeast Missouri State	Ron Hines	(573) 651-2294	(573) 651-2810	rhines@semo.edu
Alaska-Fairbanks	Jamie Schanback	(907) 474-6807	(907) 474-2449	jamie.schanback@uaf.edu
Rhode Island	Tim Volkmann	(401) 874-2409	(401) 874-5354	tvolk@uri.edu
Troy	Jim Stephan	(334) 670-5655	(334) 670-5665	jstephan@troy.edu
Weber State	Brad Larsen	(801) 626-6010	(801) 626-6490	blarsen3@weber.edu
South Dakota State	Ryan Sweeter	(605) 688-4822	(605) 688-5999	ryan.sweeter@sdsstate.edu
Idaho State	Frank Mercogliano	(208) 282-2621	(208) 282-3659	mercfran@isu.edu
Utah	Mike Lageschulte	(801) 587-9162	(801) 581-4358	mlageschulte@huntsman.utah.edu
Utah Valley State	Steve Schaack	(801) 863-6231	(801) 863-8813	schaackst@uvsc.edu
Brigham Young	Brett Pyne	(801) 422-4912	(801) 422-0633	brett_pyne@byu.edu
IPFW	Rudy Yovich	(260) 481-6646	(260) 481-6002	yovichr@ipfw.edu
Santa Clara	Jed Mettee	(408) 554-4661	(408) 554-6942	jmettee@scu.edu
Cal State Bakersfield	Kevin Gilmore	(661) 654-6071	(661) 654-6978	kgilmore@csusb.edu
Boise State	Todd Miles	(208) 426-3868	(208) 426-1778	tmiles@boisestate.edu
Fresno State	Jan Winslow	(559) 278-2509	(559) 278-4689	janw@csfresno.edu
Louisiana Tech	Kyle Roberts	(318) 257-3144	(318) 257-3757	kroberts@latech.edu
Idaho	Ian Klei	(208) 885-0211	(208) 885-0255	iank@uidaho.edu
San Jose State	Lawrence Fan	(408) 924-1217	(408) 924-1291	lfan@email.sjsu.edu
Nevada	Rhonda Lundin	(775) 784-6900	(775) 784-4386	rlundin@unr.edu
Hawai'i	Derek Inouchi	(808) 956-4478	(808) 956-4470	inouchi@hawaii.edu
New Mexico State	Garret Ward	(505) 646-3269	(505) 646-2425	gward@nmsu.edu



This Is Utah State



A TRADITION OF EXCELLENCE



• Over the last seven years, Utah State has averaged 25.0 wins per year and is one of just five schools in the nation to win at least 23 games in each of those seasons joining Duke, Gonzaga, Kansas and Syracuse.

• Over the past seven years, Utah State has won three regular season conference championships and four tournament championships.

• Utah State has advanced to seven straight postseason appearances, which is a school record, going to the NCAA Tournament in 2000, 2001, 2003, 2005 and 2006, and to the National Invitation Tournament in 2002 and 2004.

• Over the last seven years, Utah State has gone 15-3 (.833) in conference postseason tournaments, and has advanced to the championship game six times in the last seven years.

• The Aggies have won 23-plus games in each of the last seven seasons, which is a school record.

• During the 2005-06 season, Utah State recorded the eighth-most wins in school history (23) and advanced to postseason play for the 24th time.

• Over the past seven seasons, Utah State has gone 175-50 overall and 95-25 in conference play. Those 175 wins are the ninth-most in the country over that time period, while its 77.8 percent winning percentage is the fourth-best in the country.

• The 1999-2000 team set a school record with 28 wins and went a perfect 19-0 in the Big West Conference, marking only the third time in league history a team has gone undefeated.

• The 2000-01 team tied the school record for wins (28) and recorded Utah State's first NCAA Tournament win in 31 years with a 77-68 overtime victory against Ohio State.

• From 2000-2001, Utah State won 26-straight Big West games, which is the fourth-longest winning streak in the history of the conference.

• Over the last seven years, Utah State has recorded seven of the top eight winningest seasons in school history.

• Over the past seven years, Utah State has had one All-American selection, 13 first-team all-conference selections, 22 all-conference selections (first and second team), and 25 conference player of the week honorees, not to mention Coach Morrill being named the league's Coach of the Year on two separate occasions.

Best Winning Percentage In The 2000s

Team	Won	Lost	Pct.
1. Duke	211	36	.854
2. Gonzaga	187	41	.820
3. Illinois	189	50	.791
4. UTAH STATE	175	50	.778
5. Kansas	184	53	.776
6. Oklahoma	176	54	.775
7. Kentucky	178	58	.754
8. Stanford	166	55	.751
9. Arizona	177	59	.750
10. Syracuse	177	60	.747

Most Conference Wins In The 2000s

Team	Won	Lost	Pct.
1. UTAH STATE	95	25	.792
2. Fresno State	73	45	.619
3. Louisiana Tech	74	48	.607
4. Nevada	71	49	.592
5. Hawai'i	65	53	.551
6. New Mexico St.	58	50	.537
7. Boise State	51	69	.425
8. Idaho	40	80	.333
9. San Jose State	26	92	.220



Utah State has had unparalleled success under head coach Stew Morrill, winning three conference championships, four tournament championships, and advancing to postseason play seven straight seasons. During the last seven years, Utah State has set school records with seven straight 20-win seasons and seven straight postseason appearances. Prior to its current run, USU had never had more than three straight 20-win seasons or three straight postseason appearances.

NCAA Tournament Participant
2000, 2001, 2003, 2005, 2006

NIT Participant
2002, 2004

Big West Conference Champions
2000, 2002, 2004

Big West Tournament Champions
2000, 2001, 2003, 2005



DEE GLEN SMITH SPECTRUM

The Aggies begin their 37th season in the 10,270-seat Dee Glen Smith Spectrum this fall, looking to continue a tradition of large crowds and home court wins.

Utah State has had just one losing season at home in more than a quarter century of play in the Spectrum. The Aggies have compiled a 406-104 (.796) record in 36 years, including a perfect 14-0 mark in 1973-74, and 15-0 records in 1997-98 and 2000-01. In the last 10 years, Utah State has posted a 77-7 (.917) record against league opponents and has won 140 of its last 153 games against all competition in the Spectrum.

Large crowds are another characteristic of the arena, as the Aggies have averaged better than 7,000 fans per game in 32 of their 36 seasons in the Spectrum. USU brought in more than 135,000 spectators last year, and more than 3.4 million fans have attended Aggie basketball games in the Spectrum. In fact, Utah State had 135,797 fans attend home games during the 2005-06 season, which is the second-most in the history of the Dee Glen Smith Spectrum. Furthermore, the average of 8,487 fans per game also ranks second all-time in the history of the Spectrum.

The impressive facility has helped bring various postseason events to Logan, including first-round National Invitation Tournament games in 1984, 1996, 2002 and 2004. In addition, the Spectrum played host to a 1971 NCAA Tournament game.

The Aggie gymnastics and volleyball teams call the Spectrum home as well. The Spectrum was the site of the 1983, 1993 and 1999 NCAA

Midwest Region Gymnastics Championships and hosted the 2000 Big West Conference Gymnastics Championships, the 2002 Western Gymnastics Conference Championships, and the 2005 WAC Championships. In addition to sporting events, the Spectrum is utilized for concerts, graduation, the Festival of the American West and other special events.

The Smith Spectrum was dedicated on Dec. 1, 1970, prior to a 95-89 victory against Ohio State. Over the past five years, the Spectrum has taken on a new look as a new state-of-the-art scoreboard, sound system and additional lights were installed prior to the 2002 season to go along with the new scorer's tables that were added prior to the 2001 season. Dressing rooms for four teams are available. The playing floor, which was replaced in the summer of 2004, is permanent and is constructed of maple hardwood on a cushion, over concrete.

The arena is named for Brigham City native Dee Glen Smith, who built one of America's largest grocery store chains and was a substantial supporter of Utah State University. Smith died in 1984.





Utah State teams were nicknamed "Big Blue" (pictured above) by the Logan Herald Journal as early as 1916, an apparent reference to the Blue Ox of Paul Bunyan stories.

GREAT FAN SUPPORT

Last year, an average of nearly 9,000 fans packed the Dee Glen Smith Spectrum for every contest to watch their Aggies win 20-plus games for the seventh straight season. Utah State ranked second in the WAC in attendance with more than 135,000 people in attendance during the season as USU had two sellouts during the year.

HOME COURT ADVANTAGE

Playing in the Dee Glen Smith Spectrum is definitely an advantage for the Aggies. In the eight-year Stew Morrill era, Utah State teams have won 91 percent of their home games (112-11). The Aggies have a 406-104 (.796) all-time record in the facility.

Utah State has gone unbeaten three times in the Spectrum's 36-year history. The Aggies have also never lost back-to-back home games under Morrill.

The Aggies have won 140 of their last 153 games (.915) in the Spectrum, including 77 of their last 84 (.917) home games against league competition.

From 2000-2002, Utah State teams combined to record a 34-game winning streak in the facility, setting a school record.

During the 2006-07 season, Utah State will play 14 games in the Dee Glen Smith Spectrum, including matchups with in-state rivals Weber State, Utah and Utah Valley State.



Dee Glen Smith Spectrum Year-by-Year Records

Year	G	Total Att.	Avg.	Record	Pct.
1970-71	16	140,968	8,811	13-3	.813
1971-72	14	103,158	7,368	8-6	.571
1972-73	15	107,226	7,148	12-3	.800
1973-74	14	98,304	7,022	14-0	1.000
1974-75	14	109,331	7,809	13-1	.929
1975-76	11	80,802	7,346	7-4	.636
1976-77	15	114,993	7,666	12-3	.800
1977-78	17	139,235	8,190	16-1	.941
1978-79	14	113,071	8,077	13-1	.929
1979-80	13	105,220	8,094	11-2	.846
1980-81	12	89,095	7,425	6-6	.500
1981-82	11	68,127	6,193	3-8	.273
1982-83	16	123,474	7,717	14-2	.875
1983-84	13	106,268	8,174	10-3	.769
1984-85	13	106,019	8,155	10-3	.769
1985-86	13	94,081	7,237	7-6	.538
1986-87	13	93,321	7,179	10-3	.769
1987-88	13	106,073	8,159	10-3	.769
1988-89	12	97,613	8,134	8-4	.667
1989-90	15	109,644	7,310	9-6	.600
1990-91	12	85,890	7,158	8-4	.667
1991-92	14	104,248	7,446	11-3	.786
1992-93	13	95,286	7,330	7-6	.538
1993-94	12	83,012	6,918	9-3	.750
1994-95	17	142,739	8,396	13-4	.765
1995-96	15	113,067	7,538	12-3	.800
1996-97	15	101,340	6,756	13-2	.867
1997-98	15	105,591	7,039	15-0	1.000
1998-99	15	107,067	7,138	13-2	.867
1999-00	16	110,426	6,902	15-1	.938
2000-01	15	120,247	8,016	15-0	1.000
2001-02	16	113,294	7,081	14-2	.875
2002-03	14	111,402	7,957	12-2	.857
2003-04	16	135,446	8,465	15-1	.938
2004-05	15	123,336	8,222	14-1	.933
2005-06	16	135,797	8,487	14-2	.875
Totals	510	3,894,214	7,636	406-104	.796

Top 20 Smith Spectrum Basketball Crowds


Att.	Opponent	Date
1. 11,114	BYU	1/20/73
2. 11,070	BYU	1/5/78
3. 10,845	BYU	1/23/71
4. 10,746	BYU	2/1/75
5. 10,506	UNLV	1/6/83
6. 10,477	Weber State	2/23/71
7. 10,381	Long Beach St.	1/31/04
8. 10,326	UNLV	1/14/84
9. 10,322	BYU	3/13/71
10. 10,300	Utah	1/18/98
11. 10,294	BYU	12/1/91
12. 10,291	BYU	12/6/80
13. 10,289	Weber State	12/14/84
14. 10,280	UNLV	2/5/87
15. 10,278	Weber State	12/10/76
16. 10,270	Nevada	2/25/06
10,270	New Mexico St.	2/11/06
10,270	Pacific	2/12/05
10,270	UC Irvine	2/26/05
10,270	Idaho	3/4/05
10,270	CS Fullerton	2/21/04
10,270	UC Santa Barbara	2/7/04
10,270	BYU	12/23/03
10,270	BYU	12/1/01
10,270	Utah	12/6/00
10,270	Boise State	3/4/00
10,270	BYU	1/8/00
10,270	Utah	11/26/96
10,270	Pacific	3/4/95
10,270	UNLV	1/21/95
10,270	UNLV	3/1/90
10,270	UNLV	1/19/88
10,270	BYU	1/6/79
10,270	BYU	12/4/76

A COMMITMENT TO ACADEMICS

Academics are the first priority at Utah State and Student-Athlete Services is designed to assist student-athletes with academic, vocational and social development. Brian Evans and his staff provide services including study sessions, tutoring, registration and academic advising and career counseling.

The office also administers USU's NCAA CHAMPS/Life Skills program and coordinates Aggie Ambassadors, Utah State's student-athlete outreach program.

Under head coach Stew Morrill, Utah State has had better than an 80 percent graduation rate in the past seven years. Following the 2002-03 season USU had five players graduate on time, and two more players graduated on time in the spring of 2004. Following the 2005 season, USU graduated six seniors, and this past year, USU graduated four more players.



Chad Evans, Mike Puzey, Ronnie Ross, Desmond Penigar and Toraino Johnson all graduated in 2003 under Coach Morrill.



Utah State had 115 student-athletes recognized for academic excellence in their respective conferences in 2005-06. Additionally, USU honored 143 student-athletes with a cumulative GPA of 3.2 or better at its own Joe E. Whitesides luncheon. The number of student-athletes recognized at the luncheon has increased six out of the last nine years.



In addition to working with local elementary children and seniors' groups, Aggie Ambassadors often appear at community events.

Academic All-Conference

1994	Trent Rose
1995	Eric Franson
1996	Eric Franson
1997	Neal Geddes
1998	Neal Geddes
1999	Brandon Birch
2002	Chad Evans
2003	Chad Evans, Spencer Nelson, Mike Puzey
2004	Chad Evans, John Neil, Spencer Nelson
2005	Chris Huber, John Neil
2006	Chris Huber, Cass Matheus

Academic All-Americans

1964	Gary Watts
1980	Dean Hunger
1982	Larry Bergeson
1996	Eric Franson

NCAA Postgraduate Scholarship

1996	Eric Franson
------	--------------

BASKETBALL FACILITIES & SUPPORT



Utah State's Locker Room



Rod Tueller Team Room



Inside Rod Tueller's Team Room are photos of every former Aggie who has graduated under head coach Stew Morrill.

Utah State Basketball Awards

1998-99 Team Honors

Cecil Baker Most Valuable Player - Donnie Johnson
Best Defender - Tyronne Allick & Troy Rolle
Most Inspirational - Tyronne Allick
Best Represents USU Basketball - Pharoah Davis

1999-2000 Team Honors

Cecil Baker Most Valuable Player - Shawn Daniels
Best Defender - Bernard Rock & Brennan Ray
Most Inspirational - Troy Rolle
Best Represents USU Basketball - Tony Brown

2000-01 Team Honors

Cecil Baker Most Valuable Player - Shawn Daniels
Best Defender - Shawn Daniels & Brennan Ray
Most Inspirational - Dion Bailey
Best Represents USU Basketball - Tony Brown

2001-02 Team Honors

Cecil Baker Most Valuable Player - Tony Brown
Best Defender - Brennan Ray
Most Inspirational - Jeremy Vague & Toraino Johnson
Best Represents USU Basketball - Chad Evans

2002-03 Team Honors

Cecil Baker Most Valuable Player - Desmond Penigar
Best Defender - Toraino Johnson
Most Inspirational - Spencer Nelson
Best Represents USU Basketball - Chad Evans

2003-04 Team Honors

Cecil Baker Most Valuable Player - Mark Brown
Best Defender - Cardell Butler & Nate Harris
Most Inspirational - Spencer Nelson
Best Represents USU Basketball - Chad Evans

2004-05 Team Honors

Cecil Baker Most Valuable Player - Spencer Nelson
Best Defender - Nate Harris
Most Inspirational - Spencer Nelson
Best Represents USU Basketball - John Neil

2005-06 Team Honors

Cecil Baker Most Valuable Player - Nate Harris
Best Defender - Chris Huber, Cass Matheus
Most Inspirational - David Pak
Best Represents USU Basketball - Jaycee Carroll

Under the direction of Mark Uyeyama and the rest of USU's strength and conditioning staff, each student-athlete's physical ability and performance on the field of play will improve.



USU's training staff has more than 54 combined years of experience. Hall of Fame trainer Dale Mildenberger heads a staff of three full-time staff members and a number of graduate assistants.



This Is Utah State



MEDIA EXPOSURE



AI Lewis serves as the Aggies' play-by-play announcer for football and basketball and hosts weekly coaches shows, while former Utah State head coach and athletics director Rod Tueller (pictured right) provides color analysis during home games.



Head Coach Stew Morrill visits with the national media at the 2006 NCAA Tournament.



Nate Harris, Spencer Nelson and Jaycee Carroll visit with the national media at the 2005 NCAA Tournament.

**CBS
SPORTS**

ESPN
ESPN 2

KJZZ 14

Located just 75 miles from Salt Lake City, Utah State falls into the 36th largest media market in the country. Attention is received from the state's largest newspapers, television stations and radio stations.


Utah State games are televised state-wide by KJZZ, a UPN station based in Salt Lake City. This is the fifth year of an agreement with the station that has long carried Utah Jazz basketball.

All USU basketball games, home and away, are broadcast on the USU radio network as well as on the internet through USU's web page at www.UtahStateAggies.com. AI Lewis, "The Voice of the Aggies" hosts a weekly coaches show on Monday's with USU head coach Stew Morrill.

Utah State's web page allows media and fans all around the country and around the world to follow Aggie athletics. Updated on a daily basis, the web site provides radio broadcasts of games, information on the team and features on the players.

USU's state-of-the-art media productions unit on campus has the ability to feed highlights to television stations around the country. The award-winning department helps promote Utah State athletics with its video capabilities.

UTAH STATE UNIVERSITY




Utah State has more than 100 buildings on 400 acres, with an additional 7,000 acres throughout the state used for agriculture and research.

Located just minutes from the mouth of Logan Canyon, Utah State students have a myriad of recreation options.

With a student body of more than 23,000, Utah State has advantages of both the large and small schools with such features as two libraries, excellent laboratories and top-rated cultural attractions.


The student body represents every county in Utah, all 50 states and 80 foreign countries. A majority of students live on or near campus. The University includes seven resident colleges with 45 departments.



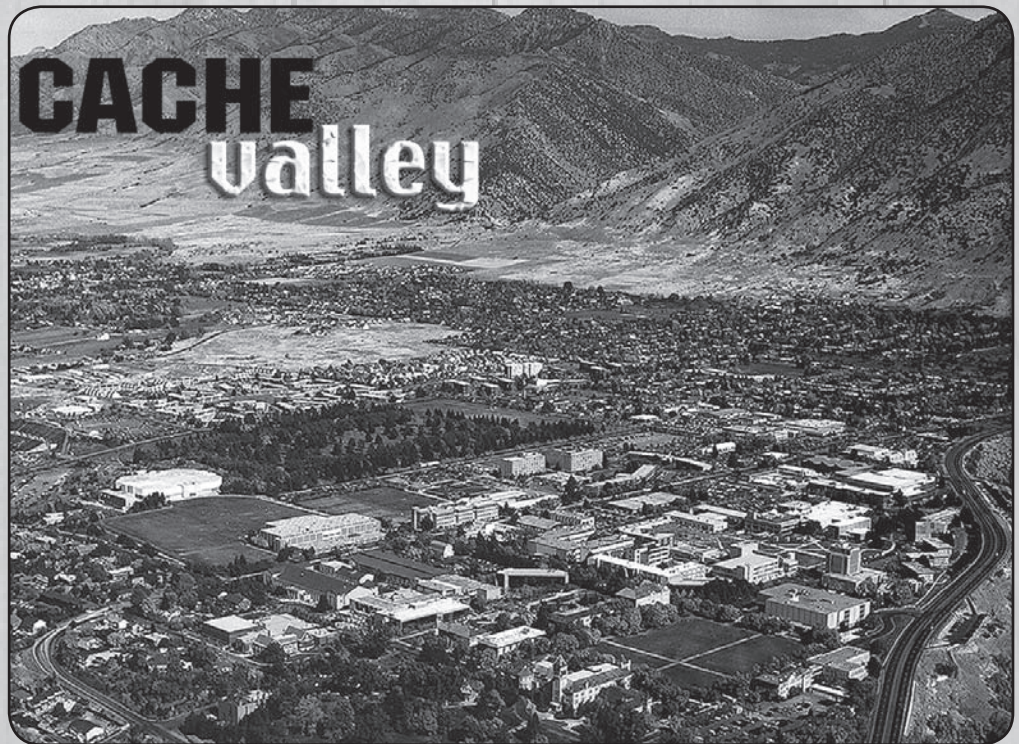
Hail The Utah Aggies

Hail the Utah Aggies, we'll play the game with all our might.
See the colors flying, the Aggie blue and fighting white.
How they stir us onward; we'll win the victory alright.
Hail the Utah Aggies; we're out to win, so fight, fight, fight!

Utah State, Hey!
Aggies all the way!
Go Aggies! Go Aggies!
Hey! Hey! Hey!



LOGAN & CACHE VALLEY



With a population of 101,811, nearly 50,000 of whom live in Logan, Cache County is a growing area 80 miles north of Salt Lake City. The Cache Valley itself is 60 miles long and 15 miles wide and experiences each of the four seasons.







The Cache Valley, a fertile green valley with lakes and streams, is surrounded by the Wellsville Mountains on the west and the Bear River Range on the east. Just east of Logan is the Wasatch-Cache National Forest, accessed by Logan Canyon Scenic Byway (Hwy. 89). Logan Canyon is filled with geological wonders, including vertical rock formations, caves and wind tunnels. Thirty minutes from Logan, Beaver Mountain Ski Resort is a popular winter getaway. Fifteen minutes beyond Beaver Mountain, the summit of Logan Canyon is a breathtaking view of turquoise-colored Bear Lake.



Utah State athletic events, whether football, basketball, volleyball or gymnastics, are popular entertainment options for Cache Valley citizens and Utah State students alike.



THE STATE OF UTAH




Fifteen national parks, including Zions, Arches and Yellowstone are within a day's drive of Logan.

Salt Lake City is home to four professional teams, including the NBA's Utah Jazz, and MSL's Real Salt Lake, who began play in 2005. The Bees are the Triple-A affiliate of the Anaheim Angels, while the Utah Grizzlies are part of the Elite Competition Hockey League.



Salt Lake City combines the amenities of a major metropolitan area with the friendliness of a small, western city. Hosting the Olympic Winter Games of 2002 enhanced the community's profile as a world-class travel destination.

Eleven airlines serve Salt Lake International Airport, offering nonstop service to more than 68 destinations. By air, more than half the U.S. population is within 2 1/2 hours.



PLAYERS
PLAYERS

"I'll be surprised if this team is not able to score at a high percentage level. We also expect this group to be unselfish and have the character level we have become accustomed to at Utah State. Our biggest concern will be our ability to defend and rebound in the Western Athletic Conference, as well as our toughness."

— Utah State Head Coach Stew Morrill

Can Utah State really do it again? That is the question surrounding the Aggie basketball program as it enters the 2006-07 season.

Can Utah State really win 23 or more games for the eighth straight year? Can Utah State really advance to its eighth straight postseason? And, can Utah State really finish in the upper half of one of the top-10 basketball conferences in the country in the Western Athletic Conference again?

If Utah State does have another outstanding season and continue its unprecedented run of seven straight 23-win seasons and seven straight postseasons it won't be easy after losing three starters and five lettermen from last year's team that went 23-9 overall, finished in second-place in the WAC during the regular season, advanced to the WAC's tournament championship game, and played in its fifth NCAA Tournament in the last seven years.

Heading into the 2006-07 season, Utah State will be competing in a league that many feel is better than the year before, and Utah State will have to do it with just two returning starters and five returning lettermen to go along with 10 new players.

Fortunately for Utah State fans, one of those returning starters is a two-time all-league performer in junior guard Jaycee Carroll. Carroll, who earned second-team all-WAC honors as a sophomore, averaged 16.3 points and 3.5 rebounds per game. He finished the year first in the league and 12th in the nation in three-point shooting (.451), and was also fifth in the WAC in overall field goal percentage (.465), and ninth in the conference in scoring.

"We expect Jaycee Carroll to just keep getting better as an all-around player," said Morrill. "We all know he can shoot and score, but he needs to become a shut-down defender and a guy that can make offensive plays for others. Also, his leadership for this group is imperative if we are going to be successful."

Along with Carroll, Utah State returns three other quality seniors in guard/forward Durrall Peterson, and forwards Chris Session and Chaz Spicer. Peterson started 26 games at the small forward position for Utah State in his first season at the Division I level and averaged 7.2 points and 3.4 rebounds per game, while Session started five games

Squad Breakdown

Letterwinners Returning (5)

Player (Pos., Ht., Wt., Cl.)	PPG	RPG
Jaycee Carroll (G, 6-2, 175, Jr.)	16.3	3.5
Nick Hammer (G, 6-6, 205, Jr.)	1.0	1.3
Durrall Peterson (G/F, 6-3, 200, Sr.)	7.2	3.4
Chris Session (F, 6-6, 215, Sr.)	2.6	2.9
Chaz Spicer (F, 6-7, 215, Sr.)	7.9	2.8

Letterwinners Lost (5)

Player (Pos., Ht., Wt., Cl.)	PPG	RPG
Nate Bendall (F, 6-8, 225, Fr.)	2.4	1.5
Nate Harris (F, 6-7, 225, Sr.)	17.3	7.7
Chris Huber (G, 6-1, 190, Sr.)	2.8	^2.6
Cass Matheus (C, 6-10, 235, Sr.)	9.1	6.0
David Pak (G, 6-2, 200, Sr.)	7.5	^4.6

Starters Returning (2)

Player (Pos., Ht., Wt., Cl.)	PPG	RPG
Jaycee Carroll (G, 6-2, 175, So.)	14.7	4.3
Durrall Peterson (G/F, 6-3, 200, Sr.)	7.2	3.4

Redshirts (1)

Player (Pos., Ht., Wt., Cl.)	PPG	RPG
Arvydas Vaitiekus (C, 6-11, 230, Jr.)	5.0!	3.2!


Newcomers (9)

Player (Pos., Ht., Wt., Cl.)	PPG	RPG
Brayden Bell (6-9, 240, So.)	1.4	2.3!
Kris Clark (G, 6-2, 180, Jr.)	9.1	^5.9!
Stephen DuCharme (F, 6-8, 230, Jr.)	12.4	9.0!
Michael Earl (F, 6-8, 210, Jr.)	17.2	7.9!
Aaron England (G, 6-5, 180, Fr.)	15.4	4.3*
O.J. Harrison (F, 6-4, 185, So.)	10.7	3.6!
Josh Taylor (G, 6-3, 165, Fr.)	16.0	4.0*
Blake Tillotson (G, 6-3, 170, Fr.)	10.2	^3.4*
Mikel Watson (G, 6-2, 180, Jr.)	14.4	3.1!

^ - Assists per game

* - High School stats

! - Previous college stats



Junior guard Jaycee Carroll

Statistical Breakdown

Here's a breakdown of what is coming back in 2006-07.

Points (1,109/2,307)	48.1%
Rebounds (427/1,080)	39.5%
Offensive (110/304)	36.2%
Defensive (317/776)	40.9%
Minutes (3,084/6,500)	47.4%
Assists (211/552)	38.2%
Steals (81/165)	49.1%
Blocked Shots (13/91)	14.3%
Field Goals Made (396/853)	46.4%
3-Point Field Goals Made (150/232)	64.7%
Free Throws Made (167/369)	45.3%

at the same spot and averaged 2.6 points and 2.9 rebounds per game. Spicer, who emerged as Utah State's sixth-man during his junior season, finished the year as the team's fourth-leading scorer as he averaged 7.9 points to go along with 2.8 rebounds.

Also back for Utah State will be junior guard Nick Hammer who played in 21 games during his sophomore season, including his first career start against Idaho, and averaged 1.0 points and 1.3 rebounds per game. USU will also have the services of junior center Arvydas Vaitiekus who redshirted during the 2005-06 season after transferring from Marshalltown (Iowa) Community College, where he helped lead the Tigers to a 25-9 record and to the finals of the Region XI Tournament.

With just five lettermen returning for Utah State, coach Morrill welcomes 10 players to the program this fall and will be anxious to see how this group develops.

"This is as many new guys as we've had in a long time," Morrill added, "and it will be very interesting to see the chemistry, the work ethic, the leadership, the talent level, and the many other things regarding this group."

Highlighting the newcomers is Mikel Watson who sat out the 2005-06 season after transferring from Saddleback (Calif.) Junior College where he earned first-team all-Orange Empire Conference honors as he led the Gauchos to a 28-3 record and a trip to the Final Four of the California Junior College state tournament.

Four other newcomers who should make immediate impacts for Utah State include juniors Stephen DuCharme, Kris Clark, and Michael Earl, and sophomore O.J. Harrison. DuCharme led Hutchinson Community College in both scoring and rebounding as a sophomore, while Clark led Vincennes University to a Region 12 Championship and a 26-6 record during his sophomore season. Earl led Fullerton Community College to a perfect 37-0 record last season and a California Junior College state championship, and Harrison, who also played at Vincennes University, led the Trailblazers in scoring as he averaged 10.7 points per game.

Other newcomers to the program include sophomore Brayden Bell, who will have to redshirt after transferring from Ohio State University, and freshmen Aaron England, Josh Taylor and Blake Tillotson. Bell will give Utah State a quality big man who will pay big dividends in practice, while England, Taylor and Tillotson will add plenty of depth to the back-court for the Aggies.

"Every coach in America would rather have experience, than not have experience," explained Morrill. "The nature of our program has always made it so we have a lot



Senior forward Chaz Spicer

of new players because we rely greatly on junior college guys.

"When you move into one of the top-10 leagues in the country, it obviously creates more stress when you have this many new guys. But, we will approach it the same way we always have with the demands we place on our players."

Schedule

Utah State will play 33 games during the 2006-07 season, as the schedule includes five games against in-state opponents, and at least six games against postseason teams from a year ago.

Of those six games against tournament teams from a year ago, two will be at home as the Aggies host Louisiana Tech (NIT) on Jan. 13, and defending Western Athletic Conference champion Nevada (NCAA) on Mar. 1. In all, Utah State will play 16 games, including two exhibition contests, at the Dee Glen Smith Spectrum, a venue where it has produced a 122-10 (.924) record over the past nine years.

"Our schedule takes us from Alaska to Hawai'i with lots of stops in between against quality opponents from different parts of the country," said Morrill. "Our non-conference schedule includes the always tough in-state rivalry games, as well as plenty of other challenges with more travel and road games than most years."

After playing exhibition games against EA Sports and Occidental College in the first week of November, Utah

Did You Know?

Under head coach Stew Morrill, Utah State has had nine different players earn first-team all-league honors a total of 13 times.

State will begin the year by playing five of its first six games on the road as the Aggies open the season at Northwestern State, a NCAA Tournament team from a year ago, on Fri., Nov. 10. USU will then play Centenary in the first round of the 2006 Top of the World Classic in Fairbanks, Alaska on Fri., Nov. 17. Joining the Aggies and Gents in the tournament will be host Alaska-Fairbanks, along with Drake, Rhode Island, Southeast Missouri State, Troy and Weber State.

Other non-conference road games include in-state contests against Utah Valley State on Dec. 9 and Brigham Young on Dec. 16, along with games at South Dakota State and Santa Clara. USU will also participate in a BracketBuster game on the road in the middle of February.

Utah State will play its first home game of the 2006-07 season on Sat., Nov. 25 against Weber State, and it will also host in-state rival Utah on Wed., Dec. 6. Overall, USU has an impressive 14-5 record against its in-state opponents over the last six years. Other non-conference home games include match ups against Idaho State, IPFW, Utah Valley State, and Cal State Bakersfield as part of Gossner Foods Night.

Utah State will open Western Athletic Conference play at Boise State on Thur., Jan. 4 and it will conclude league play on Sat., Mar. 3 at home against Fresno State, while the 2007 WAC Tournament will be held in Las Cruces, N.M., from Mar. 6-10.

"When WAC play begins we will no doubt be picked to finish way back in the pack," said Morrill. "With lots of new players and the experience lost from last year, it should be interesting to see if we can rise up and be a factor. The WAC will be a strong conference this year!"

Point Guards

Kris Clark, 6-2, 180, Jr., JC
Blake Tillotson, 6-3, 170, Fr., HS
Mikel Watson, 6-2, 180, Jr., JC

Despite the loss of both of its point guards from a year ago in departed seniors David Pak (who averaged 7.5 points and 4.6 assists per game) and Chris Huber (who averaged 2.8 points and 2.6 assists per game), Utah State has lots of athleticism and potential at this position in juniors Kris Clark and Mikel Watson, along with freshman Blake Tillotson. Watson, a very quick and athletic player, averaged 14.4 points, 3.1 rebounds, 1.8 assists and 1.6 steals per game as a sophomore at Saddleback (Calif.) Junior College during the 2004-05 season, while shooting 44.2 percent from the field and 35.5 percent from three-point range. Clark, who is a natural point guard, averaged 9.1 points, 5.9 assists and 3.3 rebounds as a sophomore at Vincennes University, while shooting 39.2 percent from the field and 35.6 percent from three-point range. Tillotson, who is an outstanding athlete with tremendous toughness, earned first-team all-state honors as a senior at Alta (Utah) High School as he averaged 10.2 points per game. Another player who could see action here is senior Durrall Peterson who played valuable minutes at the point during the 2006 WAC Tournament.

Did You Know?

Utah State has appeared in its conference's postseason tournament championship game in six of the last seven years.

Shooting Guards

*Jaycee Carroll, 6-2, 175, Jr., 2L
Aaron England, 6-5, 180, Fr., HS
Nick Hammer, 6-6, 205, Jr., 1L
Josh Taylor, 6-3, 165, Fr., HS
* - returning starter

One of the best shooting guards in the nation returns for Utah State at this position in junior Jaycee Carroll. Carroll, who has started 62 of a possible 64 games in his first two years at Utah State, is just nine points shy of becoming the 32nd player in school history to score 1,000 points. During his sophomore season, he earned second-team all-conference honors as he ranked first in the Western Athletic Conference and 12th in the nation in three-point shooting at 45.1 percent as he was 93-of-206 from behind the arc. He also ranked fifth in the WAC in overall field goal percentage at 46.5 percent, and finished the year ninth in the league in scoring as he averaged 16.3 points per game. Along with Carroll, Utah State also returns junior Nick Hammer who played in 21 games during his first season at USU and averaged 1.0 points and 1.3 rebounds per game. Another player who could see playing time here will be freshman Aaron England who earned first-team all-state honors as a senior at Cyprus (Utah) High School as he averaged 15.4 points and 4.3 rebounds per game.

Small Forwards

O.J. Harrison, 6-4, 185, So., TR
*Durrall Peterson, 6-3, 200, Sr., 1L
Chris Session, 6-6, 215, Sr., 1L
* - returning starter

The position with the most experience returning for Utah State is at small forward as the Aggies return senior starter Durrall Peterson along with fellow senior Chris Session. Peterson started 26 games at small forward in his first year at Utah State and averaged 7.2 points and 3.4 rebounds per game, while Session started five games and finished the year averaging 2.6 points and 2.9 rebounds per game. Utah State also welcomes one newcomer in sophomore transfer O.J. Harrison, who will bring a lot of athleticism to this position after leading Vincennes University in scoring as a freshman at 10.7 points per game. Hammer could also see time here, as he started one game at the position last season.



Senior guard/forward Durrall Peterson

Power Forwards

Stephen DuCharme, 6-8, 230, Jr., JC
Michael Earl, 6-8, 210, Jr., JC
Chaz Spicer, 6-7, 215, Sr., 1L

Without a doubt the biggest shoes to fill for Utah State will be at power forward after the graduation of Nate Harris who averaged 17.3 points and 7.7 rebounds per game as a senior en route to earning first-team all-WAC honors. Utah State does, however, return a very talented player in senior forward Chaz Spicer who finished the 2005-06 season fourth on the team in scoring with 7.9 points per game, to go along with 2.8 rebounds per contest. Joining Spicer at this position will be two talented junior college transfers in Stephen DuCharme and Michael Earl. As a sophomore at Hutchinson Community College, DuCharme led the Blue Dragons in both scoring and rebounding with 12.4 points and 9.0 rebounds per game, while Earl led Fullerton Community College to a perfect 37-0 record and the California Community College State Championship as he averaged 17.2 points, 7.9 rebounds, and 2.1 blocks per game. Session could also see time at this position after playing here some during his junior campaign.



Senior forward Chris Session

Centers

Arvydas Vaitiekus, 6-11, 230, Jr., RS

Another position with no experience returning for Utah State will be at center after the graduation of starter Cass Matheus, who averaged 9.1 points and 6.0 rebounds per game, and backup Nate Harris. Redshirt junior Arvydas Vaitiekus, who averaged 5.0 points, 3.2 rebounds and 1.2 blocks per game as a sophomore at Marshalltown (Iowa) Community College during the 2004-05 season, will be looked upon for valuable minutes here as he is the only true center on the roster who is eligible to play. The other player at this position is sophomore Brayden Bell, who will have to redshirt after transferring from Ohio State University where he appeared in just seven games as a true freshman and averaged 1.4 points and 2.3 rebounds per game. Utah State will also have the flexibility to go a little bit smaller and quicker at this position with both DuCharme and Earl able to play the center position.

Preseason

Notes

- Utah State returns two starters (Jaycee Carroll, Durrall Peterson) and five lettermen from the 2005-06 team that went 23-9, finished in second-place in the Western Athletic Conference with an 11-5 record, played in the WAC Tournament championship game, and advanced to the NCAA Tournament where it lost to Washington 75-61 in the first round.
- Head coach Stew Morrill is entering his ninth season with the Aggies and 21st as a collegiate head coach. In his eight years at USU, Morrill has a 190-63 (.751) overall record, a 105-34 (.755) record against league opponents, and a 15-4 (.789) record in conference postseason play. Overall, Morrill owns a 408-201 (.670) record. Morrill is second all-time at USU in wins (190) and fifth all-time in games coached (253). He also has the longest tenure at Utah State (entering ninth season) since the Rod Tueller era (1980-88).
- Among active coaches at the Division I level, Morrill ranks 22nd in the nation with his 408 career wins and 25th in winning percentage at 67.0 percent.
- Morrill is also one of just 23 active coaches with 400 career wins at the Division I level and one of just 17 active coaches to notch 11 20-win seasons.
- Utah State returns one player from last season who was honored by the Western Athletic Conference in junior guard Jaycee Carroll (Second-Team All-WAC). Carroll averaged 16.3 points and 3.5 rebounds during his sophomore season.
- Utah State lost five lettermen from last season, including first-team all-WAC selection Nate Harris, along with Nate Bendall, Chris Huber, Cass Matheus and David Pak. Harris led USU in scoring (17.3) and rebounding (7.7), and ranked seventh in the nation in field goal percentage (.621).
- Aggie players from the state of Utah include junior forward Nick Hammer (St. George, Utah/Snow Canyon HS), sophomore center Brayden Bell (Brighton, Utah/Brighton HS), freshman guard Aaron England (West Valley City, Utah/Cyprus HS), freshman guard Josh Taylor (Bountiful, Utah/Bountiful HS), and freshman guard Blake Tillotson (Sandy, Utah/Alta HS).

National Rankings Under Morrill

National Rankings							
Category	2000	2001	2002	2003	2004	2005	2006
Won-Lost Pct.	6th	8th	29th	35th	6th	29th	38th
Scoring Defense	13th	2nd	4th	9th	6th	8th	—
FG Pct. Defense	—	12th	11th	—	—	19th	—
Scoring Margin	29th	8th	14th	—	14th	4th	41st
Field Goal Pct.	—	13th	29th	—	3rd	1st	3rd
3FG Percentage	—	23rd	29th	—	7th	18th	7th

Statistics in Morrill Era (1999-2005)

(Utah State/Opponents)						
Year	FG Pct.	3FG Pct.	Pts.	Margin	Reb.	Margin
1999	.477/.431	.350/.333	71.6/68.0	+3.6	36.9/31.5	+5.4
2000	.466/.403	.362/.352	70.5/61.2	+9.3	36.3/33.0	+3.3
2001	.485/.394	.390/.307	70.7/57.4	+13.1	34.6/30.9	+3.7
2002	.471/.393	.347/.286	67.0/58.1	+8.9	36.0/29.5	+6.5
2003	.463/.435	.343/.346	66.6/60.0	+6.6	35.0/28.0	+7.0
2004	.509/.424	.401/.329	69.3/58.1	+11.2	32.8/26.3	+6.5
2005	.525/.396	.391/.320	72.3/57.8	+14.6	34.2/27.6	+6.6
2006	.498/.419	.401/.353	72.1/64.7	+7.4	33.8/31.1	+2.6



Numerical Roster

No.	Player	Pos.	Ht.	Wt.	Yr.	Exp.	Hometown (High School/Last School)
0	Mikel Watson	G	6-2	180	Jr.	JC	Oceanside, Calif. (El Camino HS/Saddleback JC)
3	Nick Hammer	G	6-6	205	Jr.	1L	St. George, Utah (Snow Canyon HS/Dixie State College)
4	Blake Tillotson	G	6-3	170	Fr.	HS	Sandy, Utah (Alta HS)
10	Kris Clark	G	6-2	180	Jr.	JC	Wilmington, N.C. (New Hanover HS/Vincennes University)
11	Arvydas Vaitiekus	C	6-11	230	Jr.	RS	Telsiai, Lithuania (V. Borisevicius Catholic HS/Marshalltown CC)
12	Josh Taylor	G	6-3	165	Fr.	HS	Bountiful, Utah (Bountiful HS)
15	Aaron England	G	6-5	180	Fr.	HS	West Valley City, Utah (Cyprus HS)
20	Jaycee Carroll	G	6-2	175	Jr.	2L	Evanston, Wyo. (Evanston HS)
21	Chris Session	F	6-6	215	Sr.	1L	Dallas, Texas (Lancaster HS/Grayson County College)
23	O.J. Harrison	F	6-4	185	So.	JC	Danville, Ill. (The Winchendon School Prep/Vincennes University)
24	Durrall Peterson	G/F	6-3	200	Sr.	1L	Raleigh, N.C. (Millbrook HS/Hutchinson CC)
30	Chaz Spicer	F	6-7	215	Sr.	1L	Indianapolis, Ind. (Lawrence North HS/Kankakee CC)
31	Michael Earl	F	6-8	210	Jr.	JC	Pomona, Calif. (Diamond Ranch HS/Fullerton CC)
34	Brayden Bell	C	6-9	240	So.	TR	Brighton, Utah (Brighton HS/Ohio State)
40	Stephen DuCharme	F	6-8	230	Jr.	JC	Andover, Kan. (Andover Central HS/Hutchinson CC)

Head Coach: Stew Morrill (Gonzaga, 1974), Ninth Season

Associate Coach: Don Verlin (Cal State Stanislaus, 1991), Ninth Season

Assistant Coach: Tim Duryea (North Texas, 1988), Sixth Season

Assistant Coach: James Ware (Texas Tech, 2000), First Season

Director of Basketball Operations: Lance Beckert (Daito Bunka, Japan, 1997), First Season

By Height

6-11	(1) - Vaitiekus
6-9	(1) - Bell
6-8	(2) - DuCharme, Earl
6-7	(1) - Spicer
6-6	(2) - Hammer, Session
6-5	(1) - England
6-4	(1) - Harrison
6-3	(3) - Peterson, Taylor, Tillotson
6-2	(3) - Clark, Carroll, Watson

By Class

Seniors - 3

Peterson, Spicer, Vaitiekus

Juniors - 7

Carroll, Clark, DuCharme, Earl, Hammer, Vaitiekus, Watson

Sophomores - 2

Bell, Harrison

Freshman - 3

England, Taylor, Tillotson

By Position

Centers - 2

Bell, Vaitiekus

Forwards - 7

DuCharme, Earl, Hammer, Harrison, Peterson, Session, Spicer

Guards - 6

Carroll, Clark, England, Taylor, Tillotson, Watson

Alphabetical


Bell, Brayden	34
Carroll, Jaycee	20
Clark, Kris	10
DuCharme, Stephen	40
Earl, Michael	31
England, Aaron	15
Hammer, Nick	3
Harrison, O.J.	23
Peterson, Durrall	24
Session, Chris	21
Spicer, Chaz	30
Taylor, Josh	12
Tillotson, Blake	4
Vaitiekus, Arvydas	11
Watson, Mikel	0

How To Say It

40	Stephen DuCharme	Steven Do-Charm
11	Arvydas Vaitiekus	R-V-Dus Vi-Tee-ekos
	Stew Morrill	MORE-L
	Don Verlin	VUR-Lyn
	Tim Duryea	DUR-e-A




Radio / TV Roster




Mikel Watson
G•6-2•180•Jr.-JC
Oceanside, Calif.



Nick Hammer
G•6-6•205•Jr.-1L
St. George, Utah




Blake Tillotson
G•6-3•170•Fr.-HS
Sandy, Utah




Kris Clark
G•6-2•180•Jr.-JC
Wilmington, N.C.



Arvydas Vaitiekus
C•6-11•230•Jr.-RS
Telsiai, Lithuania




Josh Taylor
G•6-3•165•Fr.-HS
Bountiful, Utah




Aaron England
G•6-5•180•Fr.-HS
West Valley City, Utah



Jaycee Carroll
G•6-2•175•Jr.-2L
Evanston, Wyo.




Chris Session
F•6-6•215•Sr.-1L
Dallas, Texas




O.J. Harrison
F•6-4•185•So.-JC
Danville, Ill.




Durrall Peterson
G/F•6-3•200•Sr.-1L
Raleigh, N.C.




Chaz Spicer
F•6-7•215•Sr.-1L
Indianapolis, Ind.



Michael Earl
F•6-8•210•Jr.-JC
Pomona, Calif.



Brayden Bell
C•6-9•240•So.-TR
Brighton, Utah



Stephen DuCharme
F•6-8•230•Jr.-JC
Andover, Kan.



Stew Morrill
Head Coach



Jaycee Carroll

Junior • Guard • 6-2 • 175 • 2L
Evanston, Wyo. (Evanston HS)

20

In-Depth With Jayce Carroll

Hobbies/Special Talents:

- Golf & Fishing

Best Book Ever Read:

- New Testament

Favorite Food:

- Chicken Alfredo

Favorite TV Show:

- Law & Order

Person I Admire The Most:

- My Dad

I Would Like To Visit:

- Jerusalem

Best Athlete I Have Played Against:

- Brandon Roy

Funniest Player On The Team Is:

- Kris Clark

What Do You Like Most About USU:

- The Spectrum & The Fans

Favorite Thing About Playing Is:

- Making Baskets

Toughest Opposing Arena:

- Lawlor Center

My Pick To Win The Super Bowl Is:

- San Francisco 49ers

My Craziest Ambition Is:

- To Be A U.S. Senator

I Always Wanted An Autograph From:

- Michael Jordan

The Biggest Surprise On The

Team This Year Will Be:

- Kris Clark

The Game I Am Looking Forward

To The Most This Year Is:

- Nevada

Carroll's Career Highs

Points ..32 at New Mexico St. (2/2/06)
 FG 11 at New Mexico St. (2/2/06)
 FG Att..... 19 (3) Nevada (2/25/06)
 3PT..... 10 at New Mexico St. (2/2/06)
 3PT Att.. 16 at New Mexico St. (2/2/06)
 FT6 (2) Northwestern St. (2/18/06)
 FT Att.. 6 (6) vs. Louisiana Tech (3/10/06)
 Reb.....11 Brigham Young (12/1/04)
 Assists ..8 Arkansas-Little Rock (12/29/05)
 Steals ..4 (3) South Dakota St. (1/27/05)
 Blocks..... 1 (8) San Jose St. (3/4/06)
 Minutes45 at Fresno St. (1/7/06)

This Season:

A preseason first-team all-WAC selection...

Will once again be the starting shooting guard for Utah State

after starting 62 of a possible 64 games in his first two seasons...

Has a great work ethic and passion for the game of basketball...

As good of a shooter as you will find in the country... Must continue to improve his assist-to-turnover ratio by making plays for his teammates...

Also needs to become more disciplined defensively... Is exceptionally quick and is an outstanding leaper for his size...

Is just nine points shy of becoming the 32nd player in school history to score 1,000 points...

Ranks fifth all-time at Utah State in three-pointers made (172) and attempted (372), and is USU's all-time leader in three-point shooting at 46.2 percent.

As good of a shooter as you will find in the country... Must continue to improve his assist-to-turnover ratio by making plays for his teammates...

Also needs to become more disciplined defensively... Is exceptionally quick and is an outstanding leaper for his size...

Is just nine points shy of becoming the 32nd player in school history to score 1,000 points...

Ranks fifth all-time at Utah State in three-pointers made (172) and attempted (372), and is USU's all-time leader in three-point shooting at 46.2 percent.

2006 Season (So.):

Earned second-team all-conference honors for the second straight season as he finished first in the WAC and 12th in the nation in three-point shooting at 45.1 percent...

Also finished fifth in the WAC in overall shooting at 46.5 percent, and ninth in the league in scoring at 16.3 points per game...

Also shot 78.9 percent from the free throw line to lead the team... Finished second on the team in minutes played (33.3), was first in steals (31), and third in assists (83)...

Made 93 three-point field goals during the season, which ranks second all-time at Utah State... Attempted 206 three-pointers during the year which ranks third all-time on USU's single-season charts...

Scored in double-figures 28 times during the season, including six 20-point games and two 30-point games... Scored a career-high 32 points at New Mexico State on Feb. 2 as he was 11-of-19 from the field and 10-of-16 from three-point range...

Those 10 made three-pointers is a school record...

and WAC record... The previous school record for made three-pointers was nine by Jay Goodman against Brigham Young on Nov. 24, 1990, and the previous WAC record was nine set by six players and most recently by Marcus West of Fresno State against SMU on Feb. 7, 2004...

He also tied USU's single-game record with his 16 three-point attempts... Those 10 made three-pointers were also tied for the second-most in a single game in the NCAA during the season, trailing Josh Goodwin of Belmont who made 11 against East Tennessee State... Named to the 2005 Gossner Foods Classic all-tournament team as he scored 21 points to go along with a career-high eight assists and seven rebounds against

Fresno State against SMU on Feb. 7, 2004... He also tied USU's single-game record with his 16 three-point attempts... Those 10 made three-pointers were also tied for the second-most in a single game in the NCAA during the season, trailing Josh Goodwin of Belmont who made 11 against East Tennessee State... Named to the 2005 Gossner Foods Classic all-tournament team as he scored 21 points to go along with a career-high eight assists and seven rebounds against

Fresno State against SMU on Feb. 7, 2004... He also tied USU's single-game record with his 16 three-point attempts... Those 10 made three-pointers were also tied for the second-most in a single game in the NCAA during the season, trailing Josh Goodwin of Belmont who made 11 against East Tennessee State... Named to the 2005 Gossner Foods Classic all-tournament team as he scored 21 points to go along with a career-high eight assists and seven rebounds against

Fresno State against SMU on Feb. 7, 2004... He also tied USU's single-game record with his 16 three-point attempts... Those 10 made three-pointers were also tied for the second-most in a single game in the NCAA during the season, trailing Josh Goodwin of Belmont who made 11 against East Tennessee State... Named to the 2005 Gossner Foods Classic all-tournament team as he scored 21 points to go along with a career-high eight assists and seven rebounds against

Fresno State against SMU on Feb. 7, 2004... He also tied USU's single-game record with his 16 three-point attempts... Those 10 made three-pointers were also tied for the second-most in a single game in the NCAA during the season, trailing Josh Goodwin of Belmont who made 11 against East Tennessee State... Named to the 2005 Gossner Foods Classic all-tournament team as he scored 21 points to go along with a career-high eight assists and seven rebounds against

'06-07 All-WAC Candidate

The Carroll File


- Preseason First Team All-WAC ('07)

- Second Team All-WAC ('06)

- Second Team All-Big West ('05)

- Big West Freshman of the Year ('05)

- Big West Tournament MVP ('05)



Carroll's Career Statistics

Year	GP-GS	Min-Avg.	FG	Pct.	3FG	Pct.	FT	Pct.	Pts.	Avg.	Reb.	Avg.	PF-D	Ast.	TO	Blk.	Stl.
2005 (Fr.)	32-31	972-30.4	173-331	.523	79-166	.476	45-61	.738	470	14.7	138	4.3	46-1	49	52	4	28
2006 (So.)	32-31	1065-33.3	184-396	.465	93-206	.451	60-76	.789	521	16.3	113	3.5	59-0	83	55	4	31
Total	64-62	2037-31.8	357-727	.491	172-372	.462	105-137	.766	991	15.5	251	3.9	105-1	132	107	8	59

Arkansas-Little Rock and then added 20 points, four assists and two rebounds in the championship game against Binghamton... Concluded his season by scoring 21 points to go along with seven rebounds and three assists against Washington in the first round of the NCAA Tournament... Had made at least one three-point basket in 30 straight games dating back to the 2004-05 season before going 0-3 from behind the arc against San Jose State in the regular season finale... Finished the season with 521 points, marking the 42nd time in school history that a USU player scored at least 500 points in a season... Named the Western Athletic Conference Player of the Week on Dec. 1 after leading Utah State to a pair of wins against Middle Tennessee at home and at Weber State... Against the Blue Raiders, he scored 17 points on seven-of-13 shooting to go along with three rebounds... He then scored a then career-high 30 points at Weber State on 10-of-16 shooting.

2005 Season (Fr.):

Was the first freshman in Utah State history to earn second-team all-conference honors as he finished the year first in the Big West in three-point shooting at 47.6 percent (would have ranked fourth in the nation in three-point shooting, but was one made three-point basket shy of qualifying for the NCAA stats)... Was also fourth in the league in field goal percentage at 52.3 percent, and sixth in the conference in scoring at 14.7 points per game... Also shot 73.8 percent from the free throw line... Became the first Aggie since 1991 and only the fourth in school history to be named Freshman of the Year in the Big West, joining Bryon Ruffner (1991), Kendall Youngblood (1989), and Greg Grant (1983)... Was the first freshman in the history of the Big West Conference to be named the Most Valuable Player of the league's postseason tournament as he scored 12 points to go along with seven rebounds and four assists in USU's semifinal win against Cal State Fullerton and then scored a game-high 22 points to go along with seven rebounds in the Aggies' 65-52 win against then 16th-ranked Pacific in the championship game... Finished the year by scoring a game-high 18 points against then ninth-ranked Arizona in the first round of the NCAA Tournament as he was five-of-10 from three-point range... Those five made three-pointers is the most ever made by a USU player in an NCAA Tournament game... Named a freshman All-American by both CollegeInsider.com and Rivals.com... His 470 points scored on the season ranked sixth in the nation among freshman, while his 14.7 points per game average ranked 12th... Set a new freshman single-game scoring record at Utah State with 28 points against UC Santa Barbara on Jan. 6, breaking the old record of 24 points set by Brian Jackson against BYU on Nov. 24, 1990... Was eight-of-12 from three-point range against the Gauchos... Also set a new single-season freshman scoring record at Utah State with 470 points, breaking the old mark of 427 points set by Greg Grant during the 1982-83 season... His 14.7 points per game average is also a new school record for a freshman in a single-season, tying Grant who also averaged 14.7 points during his freshman season... Began his collegiate career by scoring 19 points against Georgia Southern and scored in double-figures 24 times during the season, including seven 20-point games... Recorded his first collegiate double-double on Dec. 1 when he scored 13 points and grabbed a season-high 11 rebounds in a 71-57 win against BYU... Finished the season second on the team in scoring (14.7) and minutes played (30.4), and third on the team in rebounding (4.3) and steals (0.88)... Led the team with 79 made three-pointers and 166 three-point attempts... Shot 47.6 percent from three-point range, which ranks second all-time at USU for a single-season... Was named to the all-tournament team at the 2004 BP Top of the World Classic in Fairbanks, Alaska as USU finished with a 2-1 record and a third-place finish... During those three games he averaged 15.0 points and 3.7 rebounds, while shooting 53.1 percent from the field and 41.7 percent from three-point range as he scored 19 points against Georgia Southern, nine against Central Florida, and 17 versus Northwestern... Was also named to the all-tournament team at the 2004 Gossner Foods Holiday Classic... During those two games, he scored 20 points and had a season-high five assists against South Carolina State and then added 16 points against Loyola Marymount... Overall, he averaged 18.0 points, 3.5 rebounds and 3.5 assists in the tournament, while shooting 61.9 percent from the field and 61.5 percent from three-point range.

High School:

Averaged 39.4 points, 9.1 rebounds and 3.6 steals per game during his senior season at Evanston High School in Wyoming as he led the Red Devils to a fifth-place finish in the 4A state tournament... Named the Wyoming Gatorade Player of the Year as both a junior and senior... Averaged 27.4 points, 3.3 steals and 2.8 assists as a junior.

Personal:

Full name is Jaycee Don Carroll... Born on April 16, 1983 in Laramie, Wyo... One of three children of Jerry and Donna Carroll... Majoring in Spanish and teaching... Served a two-year LDS Church Mission in Chile.

Seven Straight Postseasons

Carroll In The USU Record

Career Records

Three-Point Pct. (Min. 25 Made)

Name	Years	Pct.
1. Jaycee Carroll	2005-pres.	.462
2. Justin Jones	1996-98	.449
3. Kendall Youngblood	1989-92	.448
4. Jeff O. Anderson	1985-88	.415
5. Reid Newey	1984, 87-89	.414

Three-Point Field Goals Made

Name	Years	FG
1. Tony Brown	1999-02	283
2. Reid Newey	1984, 87-89	237
3. Jay Goodman	1991-93	209
4. Justin Jones	1996-98	183
5. Jaycee Carroll	2005-pres.	172

Three-Point Field Goals Attempted

Name	Years	FG
1. Tony Brown	1999-02	686
2. Jay Goodman	1991-93	580
3. Reid Newey	1984, 87-89	572
4. Justin Jones	1996-98	408
5. Jaycee Carroll	2005-pres.	372

Single Season Records

Three-Point Pct. (1 Made per Gm.)

Name	Year	Pct.
1. Justin Jones	1997-98	.496
2. Jaycee Carroll	2004-05	.476
3. Justin Jones	1995-96	.467
4. Marcus Saxon	1997-98	.460
5. Jaycee Carroll	2005-06	.451
Jeff O. Anderson	1987-88	.451

Three-Point Field Goals Made

Name	Year	FG
1. Reid Newey	1988-89	98
2. Jaycee Carroll	2005-06	93
3. Jay Goodman	1992-93	87
4. Tony Brown	2000-01	80
5. Jaycee Carroll	2004-05	79

Three-Point FG Attempted

Name	Year	Att.
1. Reid Newey	1988-89	224
2. Jay Goodman	1992-93	223
3. Jaycee Carroll	2005-06	206
4. Tony Brown	2000-01	195
5. Reid Newey	1986-87	194



Nick Hammer

Junior • Guard • 6-6 • 205 • 1L

St. George, Utah (Snow Canyon HS/Dixie State College)

3

In-Depth With Nick Hammer

Hobbies/Special Talents:

- Golf, Ping Pong & Pool

Best Book Ever Read:

- The Book of Mormon

Favorite TV Show:

- Seinfeld

Favorite Musical Group:

- Tom Petty

Favorite Place On Campus Is:

- Pizza Hut

The Place I Most Want To Visit:

- Rio de Janeiro

The Person I Admire Most:

- My Mom

What I Like Most About USU Is:

- Games at The Spectrum

My Pick To Win The Super Bowl Is:

- Oakland Raiders

My Favorite Class At USU Is:

- Institute

Toughest Opposing Arena:

- Stan Sheriff Center

Funniest Player On The Team Is:

- Chaz Spicer

Favorite Thing About Basketball Is:

- Winning

I Always Wanted An Autograph From:

- Michael Jordan

If I Could Play Another Sport It

Would Be:

- Golf

The Biggest Surprise On The

Team This Year Will Be:

- Mikel Watson

The Game I Am Looking Forward

To The Most This Year Is:

- BYU

Hammer's Career Highs

Points 7	Binghamton (12/30/05)
FG 2 (2)	Boise State (1/12/06)
FG Att. 5 (2)	at Idaho (2/15/06)
3PT 2	Boise State (1/12/06)
3PT Att. 3 (4)	at Idaho (2/15/06)
FT 2 (3)	Louisiana Tech (1/18/06)
FT Att. 3	Binghamton (12/30/05)
Reb. 4 (3)	at Nevada (1/23/06)
Assists 1 (8)	Nevada (2/25/06)
Steals 2	at Idaho (2/15/06)
Blocks	
Minutes 18 (2)	at Idaho (2/15/06)

This Season:

Expected to make a huge jump in production and confidence this season... Has the ability to be a consistent shooter... Must be able to defend the athletic wings in the WAC... Is left-handed.

2006 Season (So.):

Played in 21 games in his first season at Utah State... Started his only game of the year against Idaho on Jan. 14... Scored a season-high seven points against Binghamton in the championship game of the 2005 Gossner Foods Holiday Classic... Played a season-high 18 minutes at Oral Roberts in the first game of the year and at Idaho on Feb. 15... Had his best statistical game against Boise State on Jan. 12 as he scored six points and added a season-high four rebounds, to go along with one assist and one steal in 15 minutes... Was two-of-three from the field and two-of-two from three-point range against the Broncos... Finished the season by averaging 1.0 points and 1.3 rebounds in 7.6 minutes per game off the bench... Shot just 14.3 percent from the field (5-35) and 16.7 percent from three-point range (4-24), but did make 77.8 percent of his free throws (7-9).

Junior College:

Averaged 11.8 points and 4.2 rebounds per game as a freshman at Dixie State College in St. George, Utah during the 2002-03 season... Shot 45.1 percent from the field, 40.2 percent from three-point range, and 67.9 percent from the free throw line as he helped led the Rebels to a 30-6 record and a third-place finish at the NJCAA National Tournament.

High School:

Earned 3A Player of the Year honors by both the *Deseret News* and *Salt Lake Tribune* as a senior at Snow Canyon High School in St. George, Utah in 2002 after leading

his team to the state championship... As a prep senior he averaged nearly 24 points, eight rebounds and five steals per game... Scored a career-high 40 points twice during high school... His career-high in rebounds was 23... Earned three varsity letters on the golf team.

Personal:

Full name is Nicholas Craig Hammer... Born on May 27, 1984 in Salt Lake City, Utah... One of four children of Craig and Marcia Hammer... His dad played basketball at the University of Utah in 1981 and 1982... Majoring in business administration at Utah State... Enjoys golfing and ping pong... Returned from a two-year LDS Church Mission in Rio de Janeiro, Brazil in May, 2005.



Hammer's Career Statistics

Year	GP-GS	Min-Avg.	FG	Pct.	3FG	Pct.	FT	Pct.	Pts.	Avg.	Reb.	Avg.	PF-D	Asst.	TO	Blk.	Stl.
2006 (So.)	21-1	160-7.6	5-35	.143	4-24	.167	7-9	.778	21	1.0	27	1.3	13-0	8	12	0	5



Durrall Peterson

Senior • Guard/Forward • 6-3 • 200 • 1L
Raleigh, N.C. (Milbrook HS/Hutchinson CC)

24

In-Depth With Durrall Peterson

Post-School Ambition:

- Be a Sports Commentator

Hobbies/Special Talents:

- Building Model Cars & Music

Best Book Ever Read:

- The Underground Railroad

Favorite TV Show:

- Martin

Favorite Movie:

- Bad Boyz & Any Given Sunday

Best Athlete I Have Played Against:

- Luol Deng

Favorite Basketball Player:

- Ray Allen & Michael Jordan

What I Like Most About Utah State:

- The Fans

The Place I Most Want To Visit:

- Japan

The Person I Admire Most:

- Wilbur Hunter Jr.

Funniest Player On The Team Is:

- Kris Clark

My Favorite Class At USU Is:

- Graphic Design

Favorite Place On Campus Is:

- The Spectrum

If I Could Play Another Sport It Would Be:

- Baseball

The Biggest Surprise On The Team This Year Will Be:

- Mikel Watson

The Game I Am Looking Forward To The Most This Year Is:

- Utah, BYU & Weber State

Peterson's Career Highs

Points ..23 Middle Tennessee (12/5/05)
FG7 (2) New Mexico St. (2/11/06)
FG Att.... 13 New Mexico St. (2/11/06)
3PT6 Middle Tennessee (12/5/05)
3PT Att....9 New Mexico St. (2/11/06)
FT4 (2) at Nevada (1/23/06)
FT Att.4 (5) at Boise St. (2/23/06)
Reb.....9 (2) San Jose St. (3/4/06)
Assists6 at Idaho (2/15/06)
Steals2 Louisiana Tech (1/18/06)
Blocks.....
Minutes 40 at Nevada (3/11/06)

This Season:

Should once again be the starting small forward in his senior season... Hit a lot of big shots in his first year at Utah State, and also played valuable minutes at the point during the 2006 Western Athletic Conference Tournament... Needs to be a more consistent defender... Is a solid rebounder who has good basketball skills... Has an excellent attitude.

2006 Season (So.):

Played in all 32 games for Utah State in his first season, and started 26, including the final 13 of the season... Scored in double-figures eight times during the year and also had two 20-point games... Scored a season-high 23 points against Middle Tennessee on Dec. 5 and had 21 points against New Mexico State on Feb. 11... Recorded a season-high nine rebounds at Weber State on Dec. 10 and against San Jose State in the regular season finale on Mar. 4... Played a season-high 40 minutes against Nevada in the WAC Tournament championship game... Finished the year by averaging 7.2 points, 3.4 rebounds and 2.1 assists in 25.9 minutes per game... Shot 37.0 percent from the field, 37.4 percent from three-point range, and 68.9 percent from the free throw line... Averaged 7.8 points and 4.1 rebounds in WAC play, while shooting 36.4 percent from the field and 37.5 percent from three-point range.

Junior College:

Earned second-team all-Jayhawk West honors as a sophomore at Hutchinson Community College as he averaged a team-best 14.9 points and 6.2 rebounds per game... Also led the Blue Dragons with 2.5 assists and 1.7 steals and shot 36.3 percent from the field, 30.5 percent from three-point range and 70.3 percent from the free throw line... As a freshman at Hutchinson, he earned third-team all-Jayhawk West honors as he averaged 11.4 points and 3.4 rebounds, while shooting 38.0 percent from the field, 31.3 percent from three-point range, and 78.5 percent from the free throw line... During his two-year career at

Hutchinson Community College, he ranked 17th all-time in school history with 810 points (13.6 ppg), fourth all-time in three-pointers made (115), and second all-time in three-pointers attempted (372).

High School:

Prepped at Millbrook High School in Raleigh, N.C., where he earned all-conference honors three straight years and led his conference in assists as a senior... Averaged nearly 17 points, seven rebounds as seven assists as a prep senior.


Personal:

Full name is Terrence Durrall Peterson... Born on October 1, 1985 in Hampton, Va... One of four children of Franklin and Audrey Peterson... Has a cousin who played collegiate basketball at Eastern Carolina... Majoring in communications at Utah State and wants to be a sports commentator... Enjoys watching movies, playing video games and building model cars... Played one season with current Aggie Stephen DuCharme at Hutchinson Community College.



Peterson's Career Statistics

Year	GP-GS	Min-Avg.	FG	Pct.	3FG	Pct.	FT	Pct.	Pts.	Avg.	Reb.	Avg.	PF-D	Ast.	TO	Blk.	Stl.
2006 (Jr.)	32-26	828-25.9	74-200	.370	52-139	.374	31-45	.689	231	7.2	109	3.4	65-1	66	35	0	12



Chris Session

Senior • Forward • 6-6 • 215 • 1L

Dallas, Texas (Lancaster HS/Grayson County CC)

21

In-Depth With Chris Session

Post-School Ambition:

- Personal Trainer or Chiropractor

Hobbies/Special Talents:

- Playing Pool & Bowling

Favorite Food:

- Hot Wings & Ice Cream

Favorite Movie:

- Harlem Nights

Favorite Thing About Basketball:

- Playing Defense

Best Athlete I Have Played Against:

- LeBron James

What I Like Most About Utah State:

- The Spectrum & Fans

The Place I Most Want To Visit:

- Africa & Paris

The Person I Admire Most:

- My Parents

My Craziest Ambition Is:

- To Be A Forensic Detective

Toughest Opposing Arena:

- Pan American Center

My Pick To Win The Super Bowl Is:

- New England Patriots

I Always Wanted An Autograph From:

- Lisa Raye

If I Could Play Another Sport It Would Be:

- Football

The Biggest Surprise On The Team This Year Will Be:

- O.J. Harrison

The Game I Am Looking Forward To The Most This Year Is:

- Nevada

Session's Career Highs

Points9	(2) at Idaho (2/15/06)
FG4	(2) at Idaho (2/15/06)
FG Att7	BYU (12/22/05)
3PT	
3PT Att2	Oral Roberts (12/20/05)
FT4	vs. San Jose St. (3/9/06)
FT Att4	(2) vs. San Jose St. (3/9/06)
Reb9	BYU (12/22/05)
Assists4	(2) at Fresno St. (1/7/06)
Steals3	at Oral Roberts (1/19/05)
Blocks1	(4) vs. San Jose St. (3/9/06)
Minutes24	at Fresno St. (2/10/05)

This Season:

Played both forward positions in his first year at Utah State... Plays the game extremely hard and is not afraid of physical competition... Must become a shutdown defender by making his perimeter defense as solid as his post defense... Has an excellent work ethic.

2006 Season (Jr.):

Played in 31 games and started five in his first season at Utah State... Scored a season-high nine points twice during the year against Brigham Young on Dec. 22 and at Idaho on Feb. 15... Also recorded a season-high nine rebounds against the Cougars... Had a season-high three steals at Oral Roberts in his first game of the season... Played a season-high 24 minutes at Fresno State on Jan. 7 as he had four rebounds and recorded a season-high four assists against the Bulldogs... Played extremely well in the 2006 Western Athletic Conference tournament as he averaged 4.7 points and 3.3 rebounds in 16.7 minutes per game, while shooting 80.0 percent from the field (4-5) and was a perfect four-of-four from the free throw line... Finished the season by averaging 2.6 points and 2.9 rebounds per game... Averaged 15.0 minutes per game and shot 47.1 percent from the field and 69.6 percent from the free throw line.

Junior College:

Earned first-team all-conference honors as a sophomore at Grayson County College for head coach Pat Rafferty as he averaged 11.6 points and 6.7 rebounds per game and shot 49.8 percent from the field and 63.1 percent from the free throw line... Was also named the league's Defensive Player of the Year as a sophomore... Recorded three double-doubles during his sophomore season and scored in double-figures 20 times, including a career-high 30 points against Odessa College... As a freshman at Grayson County Col-


lege, he averaged eight points and seven rebounds per game while shooting 53.3 percent from the field and 62.5 percent from the free throw line as he earned second-team all-conference honors.

High School:

Prepped at Lancaster High School in Lancaster, Texas as he earned first-team all-region and all-district honors his senior season averaging almost 11 points and nine rebounds per game... A McDonalds All-American nominee... Also earned three varsity letters in football... A member of the National Honors Society.

Personal:

Full name is Christopher David Session... Born on May 28, 1985 in Dallas, Texas... One of two sons of David and Dianna Session... Majoring in physical education at Utah State... Enjoys watching television, bowling and sleeping.



Session's Career Statistics

Year	GP-GS	Min-Avg.	FG	Pct.	3FG	Pct.	FT	Pct.	Pts.	Avg.	Reb.	Avg.	PF-D	Ast.	TO	Blk.	Stl.
2006 (Jr.)	31-5	464-15.0	33-70	.471	0-6	.000	16-23	.696	82	2.6	90	2.9	38-0	33	34	4	15



Chaz Spicer

Senior • Forward • 6-7 • 215 • 1L

Indianapolis, Ind. (Lawrence North HS/Kankakee CC)

30

In-Depth With Chaz Spicer

Hobbies/Special Talents:

- Playing the Drums

Favorite Food:

- Ice Cream

Favorite TV Show:

- Martin

Best Book Ever Read:

- To Kill A Mockingbird

What I Like Most About Utah State:

- The Fans

Best Athlete I Have Played Against:

- LeBron James

My Craziest Ambition Is To:

- Host a Television Show

Funniest Player On The Team Is:

- Kris Clark

Favorite Place On Campus Is:

- The Harris Center

Favorite Class At Utah State Is:

- Sports Psychology

My Pick To Win The Super Bowl Is:

- Indianapolis Colts

The Place I Would Like To Visit Is:

- The Bahamas

I Always Wanted An Autograph From:

- Muhammad Ali

If I Could Play Another Sport It Would Be:

- Baseball

The Biggest Surprise On The Team This Year Will Be:

- Mikel Watson

The Game I Am Looking Forward To The Most This Year Is:

- Nevada

Spicer's Career Highs

Points16 Lewis & Clark (11/26/05)
 FG8 Lewis & Clark (11/26/05)
 FG Att..... 10 (3) Nevada (2/25/06)
 3PT1 at Weber St. (12/10/05)
 3PT Att.....1 (3) Hawai'i (1/30/06)
 FT5 vs. San Jose St. (3/9/06)
 FT Att.....6 vs. San Jose St. (3/9/06)
 Reb6 (3) at San Jose St. (1/5/06)
 Assists ..2 (3) at New Mexico St. (2/2/06)
 Steals 3 Hawai'i (1/30/06)
 Blocks... 2 South Dakota St. (1/27/06)
 Minutes.. 27 Northwestern St. (2/18/06)

This Season:

An excellent percentage shooter who will have a much larger role in Utah State's offense during his senior season... Must become more physical and must put more of a priority on defense, and play with passion every day... Will be counted on heavily for senior leadership.

2006 Season (Jr.):

Played in all 32 games for Utah State in his first season at the Division I level... Scored in double-figures nine times during the year, including 12 points against Washington on five-of-seven shooting in the first round of the 2006 NCAA Tournament... Scored a season-high 16 points against Lewis & Clark College on Nov. 26 as he was eight-of-nine from the field... Recorded a season-high six rebounds in three different games during the year, including at San Jose State on Jan. 6... Played a season-high 27 minutes against Northwestern State on Feb. 18... Finished the year by scoring in double-figures in four of his final eight games, and in those final eight games of the year he averaged 10.8 points and 3.0 rebounds, while shooting 68.0 percent from the field (34-50) and 85.7 percent from the free throw line (18-21)... Overall, he finished fourth on the team in scoring at 7.9 points per game, and was third on the team in field goal percentage at 56.5 percent... Also shot 73.6 percent from the free throw line and averaged 2.8 rebounds in 17.7 minutes per game off the bench.

Junior College:

Was named a National Junior College Athletic Association First-Team All-American as a sophomore at Kankakee Community College in Kankakee, Ill., as he averaged 21.4 points and 7.5 rebounds and shot 60.6 percent from the field and 81.8 percent from the free throw line... Was also named his region's Player of the Year... As a sophomore, he ranked ninth in the country in scoring and 11th in free throw percentage as he led the Cavaliers to a 23-10 record and a Region IV runner-up finish... As a freshman at Kankakee, he averaged 14.9 points and 5.8 rebounds, while shooting


61.3 percent from the field and 83.8 percent from the free throw line... During his two-year career at Kankakee Community College, he scored 1,201 points to rank fourth all-time in school history and recorded 439 rebounds to rank 12th all-time... He also set single-season and career records for free throws made with 180 and 335 respectively, and was a two-time first-team All-Region IV selection.

High School:

Earned first-team all-city and all-conference honors as a prep senior at Lawrence North High School in Indianapolis, Ind., as he averaged almost 15 points and eight rebounds per game... His career-high in high school was 25 points.

Personal:

Full name is Chaz Alexander Harris Spicer... Born on October 28, 1984 in Terre Haute, Ind... One of two children of Pedro and Paulette Spicer... Majoring in interdisciplinary studies/sports management at Utah State... Enjoys watching movies and playing video games.



Spicer's Career Statistics

Year	GP-GS	Min-Avg.	FG	Pct.	3FG	Pct.	FT	Pct.	Pts.	Avg.	Reb.	Avg.	PF-D	Ast.	TO	Blk.	Stl.
2006 (Jr.)	32-0	567-17.7	100-177	.565	1-3	.333	53-72	.736	254	7.9	88	2.8	35-0	21	42	5	18



Arvydas Vaitiekus

Junior • Center • 6-11 • 230 • RS

Telsiai, Lithuania (V. Borisevicius Catholic HS/Marshalltown CC)

11

In-Depth With Arvydas Vaitiekus

Post-School Ambition:

- Play Basketball in Europe

Hobbies/Special Talents:

- Listen to Music & Play the Guitar

Favorite Food:

- Pizza

Favorite TV Show:

- Locked Up & Friends

Favorite Movie:

- Bruce Almighty

Favorite Place On Campus:

- The Spectrum

Favorite Basketball Player:

- Charles Barkley

What I Like Most About Utah State:

- The Campus

The Place I Most Want To Visit:

- Brazil

The Person I Admire Most:

- My Best Friend

Funniest Player On The Team Is:

- Durrall Peterson

Toughest Opposing Arena:

- Lawlor Center

I Always Wanted An Autograph

From:

- Pamela Anderson

If I Could Play Another Sport It

Would Be:

- Soccer

The Biggest Surprise On The

Team This Year Will Be:

- Mikel Watson

The Game I Am Looking Forward

To The Most This Year Is:

- Nevada

This Season:

Gives Utah State legitimate size at the center position... Must continue to improve in every phase of his game, but the coaching staff is encouraged by the progress he made during his redshirt year... Has excellent size and athleticism, but is very young in terms of his basketball level and where he needs to be to be successful... His potential can be reached with great practice habits and staying focused.

2006 Season (Jr.):

Redshirted in his first season at Utah State after playing in both exhibition games. Against Occidental College, he scored four points on two-of-three shooting, grabbed five rebounds, and blocked one shot in eight minutes... Against EA Sports he was zero-of-two from the field and grabbed two rebounds in six minutes of action.

Junior College:

Averaged 5.0 points, 3.2 rebounds and 1.2 blocks per game as a sophomore at Marshalltown Community College in Marshalltown, Iowa... Had 40 blocks on the season to led the team as he helped Marshalltown to a 25-9 record as they advanced to the finals of the Region XI Tournament... As a sophomore he shot 66.7 percent from the field and 58.3 percent from the free throw line... Averaged 3.0 points and 3.1 rebounds as a freshman at South Plains Junior College in Levelland, Texas.

High School:

Played his high school basketball at V. Borisevicius Catholic High School in Telsiai, Lithuania.

Personal:

Full name is Arvydas Vaitiekus... Born on Sept. 23, 1983 in Telsiai, Lithuania... One of six children of Antanas and Irena Vaitiekus... Enjoys swimming, watching movies, playing his guitar and listening to music... Majoring in exercise science at Utah State... First name is pronounced R-V-Dus... Last name is pronounced Vi-tee-ekos.





Brayden Bell

Sophomore • Center • 6-9 • 240 • TR
Brighton, Utah (Brighton HS/Ohio State)

34

In-Depth With Brayden Bell

Hobbies/Special Talents:

- Driving

Favorite Food:

- Steak

Favorite TV Show:

- MTV Cribs

My Craziest Ambition Is To:

- Win a National Championship

Best Athlete I Ever Played Against:

- Shannon Brown

My Pick To Win The Super Bowl Is:

- Cincinnati Bengals

I Always Wanted An Autograph From:

- Muhammad Ali

Funniest Player On The Team Is:

- Durrall Peterson

The Game I'm Looking Forward To:

- Hawai'i

If I Could Play Another Sport It Would Be:

- Football

This Season:

Will redshirt during the 2006-07 season after transferring from Ohio State... Has the potential to be a very good Division I basketball player... A skilled big man who can score both inside and out... A very good perimeter shooter.

Previous School:

Played in seven games as a true freshman for Ohio State and averaged 1.4 points and 2.3 rebounds per game... Scored a season-high six points against Penn State on two-of-three shooting and grabbed a season-high five rebounds against Norfolk State... For the year, he shot 26.7 percent from the field (4-15), 14.3 percent from three-point range (1-7), and 50.0 percent from the free throw line (1-2).


High School:

Earned 5A first-team all-state honors as a senior at Brighton High School as he averaged

21 points, 10 rebounds, three blocks, and two assists per game... Was named one of the top centers in the West by Prephoops.com, and one of the top 100 high school seniors nationwide by several recruiting services... Finished his senior season with 447 points and scored 20-plus points in a game 11 times, including two 30-point outings... Earned all-region and second-team all-state honors as a prep junior as he averaged 18 points and nine rebounds per game in leading Brighton High School to the semifinals of the state tournament... Also played in the USA Development Festival as a junior

Personal:

Full name is Brayden Eric Bell... Born on Sept. 4, 1986 in Salt Lake City, Utah... One of two children of Craig and Chari Bell... Undecided on a college major... His dad played basketball at the University of Utah in 1980 and 1982.



Kris Clark

Junior • Guard • 6-2 • 180 • JC
Wilmington, N.C. (New Hanover HS/Vincennes U.)

10

In-Depth With Kris Clark

Hobbies/Special Talents:

- Tap Dancing

Favorite Food:

- Seafood

Favorite Athlete:

- Tracy McGrady

Favorite Movie:

- Love & Basketball

The Place I Would Like To Visit Is:

- Africa

Person I Admire Most Is:

- My Godfather

My Pick To Win The Super Bowl Is:

- Carolina Panthers

Best Athlete You Ever Played Against:

- Raymond Felton

Funniest Player On The Team Is:

- Chaz Spicer

Highschool Nickname:

- Showtime

The Game I Am Looking Forward To Is:

- Nevada

Junior College:

Earned all-Region 12 honors as a sophomore at Vincennes University as he led the Trailblazers to a 26-6 record and the Region 12 Championships... Averaged 9.1 points, 5.9 assists and 3.3 rebounds per game, while shooting 39.2 percent from the field and 35.6 percent from three-point range... During his sophomore season he scored a season-high 25 points against Olney College and had a season-high 14 assists against Gulf Coast College.

Previous School:

Played his freshmen season at the University of New Orleans as he appeared in two games and scored six points on two-of-11 shooting

from the field, one-of-six shooting from three-point range, and one-of-two shooting from the free throw line... Also had four rebounds, one assist and one steal in 30 minutes.

High School:

Was a two-time all-state and all-district performer at New Hanover High School as a junior and senior... Averaged just under 14 points and six assists per game as a senior... Led his team in scoring as a junior, and in assists as both a junior and senior... Attended Laurinburg Prep Institute in Laurinburg, N.C. for a year before enrolling at the University of New Orleans.

Personal:

Full name is Kris Clark... Born on Nov. 25, 1985 in Chicago, Ill... One of three children of Audrey and Walter Clark... Plans on majoring in sports management at Utah State.



Stephen DuCharme

Junior • Forward • 6-8 • 230 • JC

Andover, Kan. (Andover Central HS/Hutchinson CC)

40

In-Depth With Stephen DuCharme

Hobbies/Special Talents:

- Movies, Video Games & Reading

Favorite Food:

- Mexican

Favorite TV Show:

- Simpsons

Favorite Movie:

- The Shawshank Redemption

What I Like Most About Utah State:

- The Fans & Winning

My Pick To Win The Super Bowl Is:

- Green Bay Packers

Funniest Player On The Team Is:

- Arvydas Vaitiekus

The Game I'm Looking Forward To:

- Nevada

Favorite Place On Campus Is:

- The Spectrum & Weight Room

Favorite Class At Utah State Is:

- Statistics

The Biggest Surprise On The Team

This Year Will Be:

- Michael Earl

This Season:

A blue-collared, hard-nosed player... Can play either post position... Confidence will be a key to his success... Made big strides in his game in junior college and will continue to grow at the Division I level... Plays the game with great effort and toughness.

Junior College:

Led Hutchinson Community College in both scoring and rebounding during his sophomore year as he averaged 12.4 points and 9.0 rebounds per game, while shooting 43.4 percent from the field and 47.2 percent from the free throw line... During his sophomore season he recorded eight double-doubles and scored 20-plus points in six different games, including a career-high 26 points against Hamilton College... Also had a season-high 15 rebounds against Kaskaskia College... Averaged 7.5 points and 4.3 rebounds during his freshman season at Hutchinson and scored in double-

figures 10 times during the year.

High School:

Prepped at Andover Central High School in Andover, Kan., where he averaged 22 points and 11 rebounds during his senior season en route to earning all-state honors... Led his team to a runner-up finish at the state tournament and a 21-2 record... Averaged 17.5 points during his junior season and 16.4 points as a prep sophomore.

Personal:

Full name is Stephen Isaac DuCharme... Born on Nov. 8, 1985 in Wichita, Kan... One of four children of Steve and Angela DuCharme... Enjoys hunting, fishing, playing cards and video games... Plans on majoring in business administration at Utah State... His first name is pronounced Steven, and his last name is pronounced Do-sharm.



Michael Earl

Junior • Forward • 6-8 • 210 • JC

Pomona, Calif. (Diamond Ranch HS/Fullerton CC)

31

In-Depth With Michael Earl

Favorite Food:

- Bread, Rolls, Toast, Etc.

Favorite TV Show:

- Law & Order

Favorite Musical Group:

- Lupe Fiasco

Why Did You Choose Utah State:

- It's a Great Program

What Do You Like Most About USU:

- The Fans

Person I Admire The Most:

- My Father

Best Athlete You Ever Played Against:

- Kirk Synder

Funniest Player On The Team Is:

- Chaz Spicer

Favorite Basketball Player:

- Chris Webber & Michael Jordan

The Place I Would Like To Visit Is:

- Atlanta

The Game I Am Looking Forward To Is:

- Nevada

This Season:

A long player who has the ability to score... His strength is a concern... Must compete hard every day to have the impact on the team that the coaches hope for... An outstanding post player who comes from a quality junior college program... Has been very well coached and is used to winning... With commitment and hard work, he can have a lot of success at the Division I level.

Junior College:

Earned first-team all-state and first-team all-Orange Empire Conference honors as he helped lead Fullerton College to a perfect 37-0 record and the California Community College state championship... Was also named the JCHoops.com Player of the Year as a sophomore at Fullerton College as he finished the season ranked first in the conference in blocks per game (2.1), and second in scoring (17.2), rebounding (7.9), field goal percentage (.619),

and free throw percentage (.817)... Was also named to the California Community College all-tournament team as a sophomore... As a freshman, he earned first-team all-Orange Empire Conference honors as he averaged 17.2 points and 8.2 rebounds per game.

High School:

Prepped at Diamond Ranch High School in Pomona, Calif., earning first-team all-league honors as both a junior and senior, and second team all-CIF honors as a senior... During his senior season he averaged 19 points, 12 rebounds and 4.5 blocks per game.

Personal:

Full name is Michael D'Sean Earl... Born on Sept. 16, 1985 in Pomona, Calif... One of four children of Jennifer Lyons and Michael Earl, Sr... Plans on majoring in business administration at Utah State with a minor in real estate.



Aaron England

Freshman • Guard • 6-5 • 180 • HS
West Valley City, Utah (Cyprus HS)

15

This Season:

An excellent shooter who must develop like all freshman... Improved strength and a solid work ethic are the keys to his future... Has good basketball knowledge.

Utah's 5A-4A All-Star game following his senior season... Was named his team's Most Valuable Player as both a junior and senior... Averaged 16 points, six rebounds and four assists per game during his junior season.

In-Depth With Aaron England

Hobbies/Special Talents:

- Playing Pool

Favorite Food:

- A Big Salad

Favorite TV Show:

- SportsCenter

Favorite Musical Group:

- Unwritten Law

What I Like Most About Utah State:

- My Roommates

My Pick To Win The Super Bowl Is:

- Indianapolis Colts

Funniest Player On The Team Is:

- Kris Clark

The Game I'm Looking Forward To:

- Nevada

If I Could Play Another Sport It Would Be:

- Baseball

I Always Wanted An Autograph From:


- Michael Jordan

High School:

Earned first-team all-state honors from the *Salt Lake Tribune* and second-team all-state honors from the *Deseret Morning News* as a senior as he averaged 15.4 points, 4.3 rebounds, 4.0 assists and 1.0 blocks per game, while shooting 49 percent from the field... Also played in

Personal:

Full name is Aaron Roberts England... Born on July 8, 1988 in Murray, Utah... One of two children of Max and Traci England... Enjoys lifting weights and watching sports... Undecided on a college major... Has a cousin that plays women's soccer at the University of Utah.



O.J. Harrison

Sophomore • Forward • 6-4 • 185 • JC
Danville, Ill. (The Winchendon School Prep/Vincennes U.)

23

This Season:

A late addition to the program who will give Utah State an athletic wing player with three years of eligibility... Has the tools to be a very effective WAC player.

against New Creation as he was eight-of-10 from the field.

Prep School:

Earned all-area first-team and all-conference honors at The Winchendon School as he averaged 17 points, four assists and three steals per game... Named the Most Valuable Player of the New Hampton Tournament.

Personal:

Full name is Ollie J. Harrison... Born on Sept. 13, 1985, in Danville, Ill... Son of Sharon Watkins and Ollie Harrison... Undecided on a college major... Has a six-month old daughter, Na'Ryah... His cousin, Keon Clark, played in the NBA.

In-Depth With O.J. Harrison

Hobbies/Special Talents:

- Listen to Music

Favorite Food:

- Steak & Potatoes

Favorite TV Show:

- Flavor of Love

Favorite Movie:

- Above Da Rim

What I Like Most About Utah State Is:

- The Winning Tradition

Favorite Class At Utah State Is:

- History

My Favorite Place On Campus Is:

- The Spectrum

Person I Admire The Most:

- My Mother

Funniest Player On The Team Is:

- Michael Earl

The Place I Would Like To Visit Is:

- Cancun, Mexico

The Game I Am Looking Forward To Is:

- Nevada



Josh Taylor

Freshman • Guard • 6-3 • 165 • HS
Bountiful, Utah (Bountiful HS)

12

This Season:

A walk-on who will give Utah State some added depth in the backcourt... Has a nice outside touch.

Personal:

Full name is Joshua Brian Taylor... Born on May 4, 1988 in Provo, Utah... One of seven children of Brian and Jill Taylor... His dad played basketball at BYU in 1988... Undecided on a college major.

In-Depth With Josh Taylor

Favorite Movie:

- Lord of the Rings

Favorite Food:

- Chinese

Favorite TV Show:

- SportsCenter

Best Book Ever Read:

- Harry Potter

Favorite Class At Utah State Is:

- US Institutions

Funniest Player On The Team Is:

- Durrall Peterson

My Craziest Ambition Is:

- Be a Professional Skier

What I Like Most About Utah State Is:

- The Fans

The Place I Most Want To Visit Is:

- Hawai'i

The Game I Am Looking Forward To Is:

- BYU

I Always Wanted An Autograph From:

- Tiger Woods

High School:

Earned all-county, all-region, and all-state honors as a senior at Bountiful High School as he helped lead the Braves to the Region 5 championship... Averaged 16 points, four rebounds and three steals per game as a senior... Also played tennis for one season.



Blake Tillotson

Freshman • Guard • 6-3 • 170 • HS
Sandy, Utah (Alta HS)

4

This Season:

One of the best all-around athletes in the state of Utah last year... Hard-nosed, competitive player who will certainly add to Utah State's team toughness... Natural point guard leadership skills.

senior year, and was named the state's Most Valuable Player in soccer as he led Alta High School to the state championship.

Personal:

Full name is Blake Calame Tillotson... Born on June 24, 1987 in Salt Lake City, Utah... One of four children of Scott and Nancy Tillotson... Enjoys riding horses and playing sports... Plans on majoring in business at Utah State... His dad played football at Utah State from 1975-78, and his sister is a senior on BYU's soccer team... His last name is pronounced Till-it-son.

In-Depth With Blake Tillotson

Hobbies/Special Talents:

- Soccer & Training Horses

Favorite Food:

- Mashed Potatoes

Favorite TV Show:

- That 70's Show

Favorite Movie:

- 8 Seconds

Favorite Musical Group:

- Garth Brooks

Favorite Class At Utah State Is:

- English

If I Could Play Another Sport It Would Be:

- Soccer or Football

Person I Admire The Most:

- My Mother

The Place I Would Like To Visit Is:

- Australia

Funniest Player On The Team Is:


- Nick Hammer

The Game I Am Looking Forward To Is:

- Top of the World Classic

High School:

Earned first-team all-state honors as a senior from the *Deseret Morning News* as he averaged 10.2 points and 3.4 assists per game... Was also named the Defensive Player of the Year by both the *Deseret Morning News* and the *Salt Lake Tribune*... Earned first-team all-state honors in football as a defensive back his



Mikel Watson

Junior • Guard • 6-2 • 180 • JC

Oceanside, Calif. (El Camino HS/Saddleback JC)

0

In-Depth With Mikel Watson

Favorite Food:

- Soul Food

Favorite Movie:

- Juice

Favorite Actor:

- Mike Epps

Favorite Basketball Player:

- Martel Odums

Favorite Musical Group

- C.O.S.

Person I Admire Most:

- My Dad

My Favorite Restaurant Is:

- Denny's

Funniest Player On The Team Is:

- Durrall Peterson

The Place I Would Like To Visit Is:

- Africa

Toughest Opposing Arena:

- The Pit

Best Athlete You Ever Played Against:

- Devin Watson

What Do You Like Most About Utah State:

- The Spectrum

My Pick To Win The Super Bowl Is:

- The Pittsburgh Steelers

Favorite Thing About Playing Basketball:

- The Competition

The Game I Am Looking Forward To Is:

- New Mexico State

This Season:

Explosive, athletic player who should have a big role on the team when you look at his talent level... Must overcome the underachiever label that is sometimes used to describe his game... An extremely quick player who can get to the basket and finish... Also an exceptional outside shooter.

2006 Season (Jr.):

Sat out during the 2005-06 season to finish up some required course work.

Junior College:

Earned first-team all-Orange Empire Conference honors as a sophomore at Saddleback (Calif.) Junior College during the 2004-05 season as he helped lead the Gauchos to a 28-3 record and a trip to the Final Four of the California Junior College state tournament... Averaged 14.4 points, 3.1 rebounds, 1.8 assists and 1.6 steals per game as a sophomore, while shooting 44.2 percent from the field, 35.5 percent from three-point range, and 55.6 percent from the free throw line.

Previous College:

Played in 28 games and started nine as a true freshman at the University of Wyoming during the 2003-04 season... Averaged 5.9 points, 1.6 rebounds and 1.6 assists per game, while shooting 32.6 percent from the field, 27.8 percent from three-point range, and 50.0 percent from the free throw line... Scored a season-high 21 points in his final game of the season against Brigham

Young in the first round of the Mountain West Conference Tournament as he was five-of-11 from the field, two-of-four from three-point range, and nine-of-10 from the free throw line... Scored in double-figures seven times during the season... Started five of the final six games of the season for the Cowboys and averaged 12.5 points and 3.3 rebounds during that stretch, while shooting 39.1 percent from the field (27-69), 33.3 percent from three-point range (9-27), and 75.0 percent from the free throw line (12-16).

High School:

Named the CIF-San Diego Section Division I Player of the Year as a senior at El Camino High School as he led his team to a 31-3 record and the San Diego Section Championship... Was also named the Avocado Conference Player of the Year as a senior and was ranked as the No. 2 point guard in the West by Prep SportsWest... He was also selected to the 2002 Street & Smith's Boys All-America Team and was listed among the top 200 senior players in the country by Athlon Magazine... Averaged 22.4 points and 10 assists per game as a senior, and scored 20-plus points 14 times during the season.

Personal:

Full name is Mikel Watson... Born on Jan. 9, 1985 in Oceanside, Calif... One of three children of Dawn and Malcon Watson... Majoring in interdisciplinary studies/sports management at Utah State.



Junior guard Jaycee Carroll

Carroll's Game-by-Game Statistics

2004-05

Opponent	Min.	FG	3P	FT	R	A	B	S	TP
vs. Georgia Southern	25	7-13	1-3	4-5	4	1	0	1	19
vs. Central Florida	29	4-9	1-4	0-0	2	1	0	1	9
vs. Northwestern	32	6-10	3-5	2-4	5	1	0	0	17
UC DAVIS	23	2-3	0-0	0-0	3	1	0	0	4
BRIGHAM YOUNG	34	5-10	1-4	2-2	11	1	0	1	13
UTAH	31	6-8	4-5	2-2	3	1	0	2	18
at IPFW	31	2-9	0-4	0-0	6	1	0	4	4
WEBER STATE	31	6-9	2-5	0-0	3	4	0	2	14
at Brigham Young	32	7-14	4-7	3-4	5	4	0	3	21
*at Idaho	33	6-9	3-6	2-3	4	2	0	1	17
SOUTH CAROLINA ST.	28	8-14	4-8	0-0	4	5	0	2	20
LOYOLA MARYMOUNT	27	5-7	4-5	2-2	3	2	0	0	16
*UC SANTA BARBARA	34	10-16	8-12	0-1	6	3	1	1	28
*CAL POLY	27	5-12	3-6	3-4	6	1	0	1	16
*at Pacific	44	5-12	0-4	2-4	4	2	1	1	12
*at CS Northridge	34	7-12	3-6	2-2	2	2	0	1	19
*CS FULLERTON	25	8-10	5-6	3-5	4	1	0	1	24
*UC RIVERSIDE	29	4-7	1-3	2-2	5	0	0	0	11
*at UC Irvine	28	2-7	0-0	2-2	3	0	0	0	6
*at Long Beach St.	15	1-4	0-0	0-0	5	1	0	1	2
*at Cal Poly	24	5-9	2-5	0-0	4	0	0	1	12
*at UC Santa Barbara	29	6-9	5-7	0-0	6	1	0	0	17
*CS NORTHBRIDGE	33	8-14	4-8	2-2	4	2	0	1	22
*PACIFIC	34	6-13	2-7	5-6	3	2	1	1	19
*at UC Riverside	27	4-7	1-3	0-0	0	1	0	0	9
*at CS Fullerton	32	2-5	2-3	3-4	4	1	0	0	9
*LONG BEACH ST.	31	6-12	1-7	0-0	1	2	0	1	13
*UC IRVINE	30	8-10	6-7	0-0	3	0	0	0	22
*IDAHO	30	2-12	0-7	1-1	5	0	1	1	5
vs. CS Fullerton (1)	39	5-12	2-4	0-0	7	4	0	0	12
vs. Pacific (1)	39	9-19	2-5	2-3	7	0	0	0	22
vs. Arizona (2)	32	6-14	5-10	1-2	6	2	0	0	18

*Starter CAPS=Home Game *Conference Game
(1) Big West Tournament (2) NCAA Tournament

2005-06

Opponent	Min.	FG	3P	FT	R	A	B	S	TP
at Oral Roberts	30	7-13	3-7	3-4	1	0	0	0	20
at Middle Tennessee	34	5-12	2-6	5-6	0	0	0	3	17
LEWIS & CLARK	24	8-10	2-3	0-0	6	6	0	1	18
at Utah	36	7-17	4-8	0-1	3	1	0	0	18
MIDDLE TENNESSEE	37	7-13	3-6	0-0	3	0	0	2	17
at Weber State	37	10-16	5-11	5-6	3	2	0	0	30
at Hawaii	34	5-14	3-6	2-2	5	1	0	2	15
ORAL ROBERTS	30	6-14	1-4	4-4	1	1	0	2	17
BRIGHAM YOUNG	31	5-7	3-4	0-0	1	4	0	0	13
ARK.-LITTLE ROCK	30	7-13	3-6	4-4	7	8	0	2	21
BINGHAMTON	24	7-10	4-5	2-3	2	4	0	1	20
at San Jose State	36	6-12	1-3	2-2	5	2	0	0	15
at Fresno State	45	5-13	3-7	1-2	3	3	0	1	14
BOISE STATE	32	3-11	2-6	6-6	5	2	0	0	14
IDAHO	30	7-12	5-8	0-0	3	2	0	1	19
LOUISIANA TECH	32	5-17	2-9	2-4	4	2	0	4	14
at Nevada	29	2-10	1-5	2-2	1	3	0	0	7

Opponent	Min.	FG	3P	FT	R	A	B	S	TP
SOUTH DAKOTA STATE	31	6-13	4-8	2-2	5	2	0	4	18
HAWAII	35	4-9	3-5	2-3	5	3	0	1	13
at New Mexico State	35	11-19	10-16	0-0	3	2	0	0	32
at Louisiana Tech	31	6-9	5-7	2-3	1	2	0	0	19
NEW MEXICO STATE	34	4-9	3-8	0-0	3	1	0	0	11
at Idaho	19	3-4	3-4	0-0	1	2	0	0	9
NORTHWESTERN STATE	38	5-13	3-9	6-6	3	2	0	0	19
at Boise State	35	6-11	6-9	0-0	4	2	1	1	18
NEVADA	40	7-19	3-10	0-0	5	5	1	1	17
FRESNO STATE	34	7-12	2-4	2-3	2	4	0	0	18
SAN JOSE STATE	34	2-9	0-3	0-1	5	2	1	1	4
vs. San Jose State (1)	35	5-12	1-5	0-1	4	6	0	3	11
vs. Louisiana Tech (1)	38	6-17	1-5	5-6	6	2	0	1	18
at Nevada (1)	38	2-10	0-4	0-0	6	4	0	0	4
vs. Washington (2)	37	8-16	2-5	3-5	7	3	0	0	21


*Starter CAPS=Home Game *Conference Game
(1) WAC Tournament (2) NCAA Tournament

Hammer's Game-by-Game Statistics


2005-06

Opponent	Min.	FG	3P	FT	R	A	B	S	TP
at Oral Roberts	18	1-3	1-3	2-2	3	1	0	1	5
at Middle Tennessee	6	0-1	0-1	0-0	1	1	0	0	0
LEWIS & CLARK	DNP								
at Utah	DNP								
MIDDLE TENNESSEE	DNP								
at Weber State	DNP								
at Hawai'i	DNP								
ORAL ROBERTS	DNP								
BRIGHAM YOUNG	DNP								
ARK.-LITTLE ROCK	9	0-3	0-2	0-0	0	1	0	0	0
BINGHAMTON	13	2-4	1-3	2-3	4	0	0	0	7
at San Jose State	2	0-0	0-0	0-0	0	0	0	0	0
at Fresno State	4	0-2	0-2	0-0	1	1	0	0	0
BOISE STATE	15	2-3	2-2	0-0	4	1	0	1	6
IDAHO	12	0-5	0-3	0-0	3	0	0	0	0
LOUISIANA TECH	10	0-1	0-1	2-2	2	1	0	1	2
at Nevada	8	0-1	0-1	0-0	4	0	0	0	0
SOUTH DAKOTA STATE	6	0-1	0-0	0-0	1	0	0	0	0
HAWAII	DNP								
at New Mexico State	4	0-1	0-1	0-0	0	0	0	0	0
at Louisiana Tech	1	0-0	0-0	0-0	0	0	0	0	0
NEW MEXICO STATE	DNP								
at Idaho	18	0-5	0-3	0-0	2	0	0	2	0
NORTHWESTERN STATE	11	0-2	0-0	1-2	0	1	0	0	1
at Boise State	4	0-0	0-0	0-0	0	0	0	0	0
NEVADA	5	0-0	0-0	0-0	1	1	0	0	0
FRESNO STATE	1	0-0	0-0	0-0	0	0	0	0	0
SAN JOSE STATE	DNP								
vs. San Jose State (1)	5	0-0	0-0	0-0	1	0	0	0	0
vs. Louisiana Tech (1)	2	0-1	0-1	0-0	0	0	0	0	0
at Nevada (1)	6	0-2	0-1	0-0	0	0	0	0	0
vs. Washington	DNP								

*Starter CAPS=Home Game *Conference Game
(1) WAC Tournament (2) NCAA Tournament



Junior guard Nick Hammer



Senior guard/forward Durrall Peterson

Peterson's Game-by-Game Statistics

2005-06

Opponent	Min.	FG	3P	FT	R	A	B	S	TP
at Oral Roberts	25	1-6	0-2	2-2	3	1	0	1	4
at Middle Tennessee	31	2-6	1-3	2-2	3	2	0	0	7
LEWIS & CLARK	22	4-6	4-6	0-0	2	4	0	0	12
at Utah	19	3-5	2-4	0-0	0	1	0	0	8
MIDDLE TENNESSEE	30	7-9	6-7	3-3	3	2	0	1	23
at Weber State	32	2-6	0-4	2-2	9	0	0	1	6
at Hawaii	31	2-11	0-5	0-1	1	4	0	0	4
ORAL ROBERTS	17	0-3	0-2	2-4	1	0	0	1	2
BRIGHAM YOUNG	17	3-6	1-3	0-0	3	1	0	0	7
ARK.-LITTLE ROCK	23	3-7	1-1	2-3	2	0	0	1	9
BINGHAMTON	22	3-5	3-4	0-0	1	1	0	0	9
at San Jose State	21	1-5	1-4	0-0	2	3	0	0	3
at Fresno State	24	2-8	1-4	0-1	4	0	0	0	5
BOISE STATE	20	4-8	2-5	0-0	3	1	0	0	10
IDAHO	22	0-2	0-2	0-0	3	4	0	0	0
LOUISIANA TECH	17	1-6	1-4	4-4	5	2	0	2	7
at Nevada	24	2-3	2-3	4-4	3	2	0	0	10
SOUTH DAKOTA STATE	21	0-3	0-3	0-0	2	2	0	1	0
HAWAII	25	2-7	2-6	0-1	2	2	0	0	6
at New Mexico State	29	4-8	4-8	0-0	4	2	0	0	12
at Louisiana Tech	30	2-3	2-3	2-2	0	0	1	8	
NEW MEXICO STATE	34	7-13	5-9	2-4	7	2	0	1	21
at Idaho	29	4-8	3-7	1-2	7	6	0	0	12
NORTHWESTERN STATE	29	0-2	0-2	0-0	3	3	0	1	0
at Boise State	18	0-1	0-0	1-4	3	1	0	0	1
NEVADA	31	3-9	2-6	1-2	6	2	0	1	9
FRESNO STATE	30	4-10	3-7	0-0	4	4	0	0	11
SAN JOSE STATE	30	2-8	2-7	0-0	9	2	0	0	6
vs. San Jose State (1)	30	2-5	1-4	2-2	3	4	0	0	7
vs. Louisiana Tech (1)	25	0-2	0-1	0-0	0	2	0	0	0
at Nevada (1)	40	3-11	2-7	1-2	7	3	0	0	9
vs. Washington (2)	30	1-8	1-6	0-0	2	3	0	0	3

*Starter CAPS=Home Game *Conference Game
(1) WAC Tournament (2) NCAA Tournament




Session's Game-by-Game Statistics


2005-06

Opponent	Min.	FG	3P	FT	R	A	B	S	TP
at Oral Roberts	16	2-3	0-0	0-1	4	1	0	3	4
at Middle Tennessee	15	2-3	0-0	0-0	5	1	0	1	4
LEWIS & CLARK	18	2-4	0-0	0-0	1	4	0	0	4
at Utah	21	3-4	0-0	0-0	2	2	0	1	6
MIDDLE TENNESSEE	17	0-3	0-0	3-4	4	2	0	1	3
at Weber State	11	0-3	0-0	0-0	0	1	0	1	0
at Hawaii	15	1-3	0-1	0-0	2	2	0	1	2
ORAL ROBERTS	23	1-5	0-2	0-0	3	1	1	1	2
BRIGHAM YOUNG	23	4-7	0-0	1-2	9	3	0	1	9
ARK.-LITTLE ROCK	14	0-0	0-0	0-0	3	2	0	0	0
BINGHAMTON	18	0-2	0-0	1-2	5	2	1	2	1
at San Jose State	19	2-3	0-0	0-0	2	1	0	0	4
at Fresno State	24	0-1	0-0	0-0	4	4	0	0	0
BOISE STATE	^ 13	2-4	0-0	1-2	6	1	0	0	5
IDAHO	15	3-4	0-0	2-2	1	2	0	0	8
LOUISIANA TECH	^ 12	1-1	0-0	0-0	3	0	0	0	2
at Nevada	^ 8	0-3	0-1	0-0	1	0	0	0	0
SOUTH DAKOTA STATE	^ 15	1-1	0-0	0-1	3	1	1	0	2
HAWAII	^ 15	0-0	0-0	0-0	0	0	0	0	0
at New Mexico State	7	0-0	0-0	0-0	1	0	0	0	0
at Louisiana Tech	10	0-1	0-0	1-2	1	0	0	0	1
NEW MEXICO STATE	8	0-0	0-0	0-0	0	1	0	0	0
at Idaho	17	4-6	0-0	1-1	6	0	0	1	9
at Boise State	18	0-1	0-1	0-0	5	1	0	0	0
NEVADA	4	0-1	0-1	0-0	1	0	0	0	0
FRESNO STATE	17	1-2	0-0	0-0	4	0	0	0	2
SAN JOSE STATE	10	0-0	0-0	0-0	2	0	1	0	0
vs. San Jose State (1)	15	1-2	0-0	4-4	2	0	0	0	6
vs. Louisiana Tech (1)	23	2-2	0-0	2-2	6	1	0	1	6
at Nevada (1)	12	1-1	0-0	0-0	2	0	0	0	2
vs. Washington (2)	11	0-0	0-0	0-0	2	0	0	1	0

*Starter CAPS=Home Game *Conference Game
(1) WAC Tournament (2) NCAA Tournament



Senior forward Chris Session



Senior forward Chaz Spicer

Spicer's Game-by-Game Statistics


2005-06

Opponent	Min.	FG	3P	FT	R	A	B	S	TP
at Oral Roberts	26	2-4	0-0	3-4	3	1	0	1	7
at Middle Tennessee	17	1-5	0-0	0-0	3	0	0	0	2
LEWIS & CLARK	20	8-9	0-0	0-2	4	1	0	0	16
at Utah	13	3-4	0-0	0-0	1	0	0	1	6
MIDDLE TENNESSEE	8	2-3	0-0	0-3	0	0	0	0	4
at Weber State	21	5-7	1-1	2-2	6	0	0	1	13
at Hawaii	17	3-4	0-0	3-4	3	1	0	0	9
ORAL ROBERTS	11	1-2	0-0	0-0	1	0	0	0	2
BRIGHAM YOUNG	15	2-6	0-0	3-3	1	0	0	0	7
ARK.-LITTLE ROCK	22	4-6	0-0	2-2	2	1	0	2	10
BINGHAMTON	21	3-6	0-0	3-4	6	2	0	0	9
at San Jose State	25	4-10	0-0	1-2	6	2	1	0	9
at Fresno State	24	6-10	0-1	0-0	5	1	0	1	12
BOISE STATE	22	1-2	0-0	0-2	3	1	1	0	2
IDAHO	20	4-7	0-0	2-3	1	1	0	1	10
LOUISIANA TECH	15	0-2	0-0	2-2	0	1	0	2	2
at Nevada	11	2-4	0-0	2-2	3	0	0	0	6
SOUTH DAKOTA STATE	16	3-6	0-0	3-5	5	0	2	0	9
HAWAII	13	1-6	0-1	2-2	1	1	0	3	4
at New Mexico State	11	1-1	0-0	0-0	0	2	0	0	2
at Louisiana Tech	17	3-3	0-0	1-1	3	0	0	0	7
NEW MEXICO STATE	20	2-8	0-0	2-2	4	1	0	1	6
at Idaho	15	2-5	0-0	3-4	0	1	0	1	7
NORTHWESTERN STATE	27	3-7	0-0	1-2	3	0	0	1	7
at Boise State	20	5-7	0-0	3-4	4	0	0	0	13
NEVADA	14	4-10	0-0	1-1	5	0	0	0	9
FRESNO STATE	13	3-5	0-0	2-2	0	0	0	0	8
SAN JOSE STATE	20	6-9	0-0	2-2	4	1	0	1	14
vs. San Jose State (1)	21	5-6	0-0	5-6	3	1	0	1	15
vs. Louisiana Tech (1)	21	3-3	0-0	3-4	2	1	0	0	9
at Nevada (1)	13	3-3	0-0	0-0	3	1	0	0	6
vs. Washington (2)	18	5-7	0-0	2-2	3	0	1	1	12

*Starter CAPS=Home Game *Conference Game
(1) WAC Tournament (2) NCAA Tournament



Head coach Stew Morrill




Nate Harris



David Pak



Cass Matheus



Chris Huber



COACHES

COACHES



Stew Morrill

Gonzaga '74

Ninth Season at Utah State (190-63, .751)

Overall Record (408-201, .670, 20 seasons)

Stew Morrill has created a standard of excellence at Utah State, which has translated into winning, and winning a lot. In his eight years at USU, Morrill has guided the Aggies to an incredible 190-63 record, including a 103-33 conference mark in the Big West and WAC.

Over the last seven years, Utah State has posted seven straight 20-win seasons and advanced to seven straight postseason tournaments, including five NCAA Tournament appearances. Prior to coach Morrill's current run, Utah State had never posted more than three straight 20-win seasons and participated in more than three straight postseason tournaments.

In the past seven years, Morrill has led USU to an amazing 175-50 record, for a winning percentage of 77.8 percent which ranks as the fourth-best in the country over that time period. Against conference opponents, Utah State has recorded a 110-27 record with three regular season league championships and four tournament titles during that time.

Utah State has notched seven of the top nine seasons in school history during the last seven years as the Aggies set a school record with 28 wins during the 1999-2000 season, tied that record with 28 wins during the 2000-01 season, and notched the eighth-most wins in school history during the 2005-06 season with 23 victories.

During the 2005-06 season, Morrill guided Utah State to a second-place finish in its first season in the Western Athletic Conference and to its sixth postseason tournament championship game in the last seven years, not to mention its seventh straight postseason appearance as USU played in the NCAA Tournament.

Furthermore, the 2005-06 Aggie basketball team finished the season as the third-best shooting team in the

country at 49.8 percent. USU also finished seventh in the country in three-point shooting (40.1), 11th in assists per game (17.3), 18th in fewest personal fouls committed per game (15.4), and 38th in winning percentage (71.9).

For the seventh straight year, USU had at least one player earn first-team all-league accolades as senior forward Nate Harris received the honor, while sophomore guard Jaycee Carroll earned second-team all-league honors for the second straight year. Harris was also named to the WAC's all-tournament team, marking the second straight year that he was named to a postseason all-tournament team.

Overall, Morrill has coached nine first-team all-league players at Utah State who have won the award a total of 13 times.

Morrill has also taken full advantage of the home court at USU, the Dee Glen Smith Spectrum. In Morrill's eight years, USU is an amazing 112-11 (.911) at home, which includes a 61-7 (.897) record in league play.

As for Morrill, he has won 20 or more games on 11 different occasions during his career, and he has won at least 17 games 17 times. The 190 wins by Morrill are the second-most in USU history behind legendary coach E. Lowell Romney (225), while his 253 games coached at USU rank fifth all-time.

Morrill has also been named Coach of the Year (2000 BWC, 2002 BWC) twice in his eight years at USU, along

with winning the Big Sky award while the head coach at Montana in 1991.

Academics and community service have also been of top priority to Morrill and his staff as all of the team members are involved with USU's CHAMPS/Life Skills Program within the community. In his first eight years, Morrill has graduated better than 80 percent of his players, and over the past four years, Utah State has had 10 academic all-conference honorees.

Morrill, who was born in Provo, Utah and attended Provo High School, owns a career record of 408-201 in 20 years of collegiate coaching, including a 190-63 record at Utah State in eight years, a 121-86 record in seven years at Colorado State (1992-98), and a 97-52 mark in five campaigns at Montana (1987-91).

On Jan. 30, 2006 Morrill recorded his 400th career victory as USU defeated Hawai'i 63-52. With the win, Morrill became one of just 27 active Division I coaches to record 400 wins, and one of 117 Division I coaches all-time to reach the milestone.

"There are several reasons that I

Up Close With Stew Morrill

Personal Background

Birthdate: July 25, 1952
Hometown: Provo, Utah
Wife: Vicki (Hellegaard) Morrill
Children: Jesse (28), Allan (26), Nicole (23), Tiffany (20)

Educational Background

High School: Provo H.S. (Utah)
College: Gonzaga '74 (Sociology)

Coaching Experience

1975-78: An assistant coach at Gonzaga for Adrian Buoncristani.
1979-86: An assistant coach at Montana for Mike Montgomery.
1987-91: Head coach at the University of Montana.
1992-98: Head coach at Colorado State University.
1999- : Head coach at Utah State University.

Playing Experience

1971-72: Junior College All-American in '72 at Ricks Junior College.
1973-74: First Team All-Conference in '74 at Gonzaga.
1975: Played professional basketball for one year in France.



was attracted to Utah State," Morrill said. "The first was being a Utah native so that it is a homecoming of sorts for me. My mom, brother and sister all live within an hour and a half of Logan.

"I am very familiar with the tradition of Utah State basketball and can name the greats as well as any alumni could," Morrill added when he was hired. "It is a good basketball situation and my family will love the quality of the community of Logan. It is a great place to live and that is very important to me and my family. It just made sense to us."

The 54-year old ranks second on the CSU victory list and second in winning percentage. He guided the Rams to back-to-back 20-win seasons the last two years in Fort Collins, with identical 20-9 marks. During the 1997-98 season, CSU made its second trip to the NIT in the last three years.

Morrill guided CSU to two of its six all-time 20-win seasons and won at least 17 games five times in his seven years. In fact, Morrill-led CSU teams own three of the top seven winning seasons in school history.

During his tenure at Colorado State, he coached three first-team all-WAC selections, one second-team pick and six honorable mention choices. Three of his players were named to the WAC all-tournament team.

After his collegiate playing career, which included being named an All-American at nearby Ricks (Idaho) Junior College and a two-time all-Big Sky selection at Gonzaga, Morrill played professionally in Europe.

His coaching career began as an assistant coach at Gonzaga from 1975-78 and then to Montana where he was an assistant from 1979-86 working for Mike Montgomery, who spent 17 years as the head coach at Stanford. Montgomery worked under Jim Brandenburg and Jud Heathcote, who retired after a successful career, which included a national championship at Michigan State.

Morrill took over the Montana program in 1987 before moving to Colorado State in 1992. He is known for his deep-rooted values, consistency, hard work, dedication, honesty, integrity and concern for the welfare of his student-athletes.

Morrill earned a bachelor's degree in sociology from Gonzaga in 1974. He was born July 25, 1952 in Provo, Utah.

He and his wife Vicki have four children; sons Jesse (28) and Allan (26) and daughters Nicole (23) and Tiffany (20).



Morrill's Year-by-Year Coaching Record

Year	School	Overall	Pct.	Conf.	Place	Postseason
1987	Montana	18-11	.621	8-6	3rd	
1988	Montana	18-11	.621	7-9	16th	
1989	Montana	20-11	.645	11-5	3rd	
1990	Montana	18-11	.621	10-6	3rd	
1991	Montana	23-8	.742	13-3	1st	NCAA (0-1)
1992	Colorado State	14-17	.451	8-8	6th	
1993	Colorado State	17-12	.586	9-9	5th	
1994	Colorado State	15-13	.536	8-10	5th	
1995	Colorado State	17-14	.548	7-11	17th	
1996	Colorado State	18-12	.600	11-7	4th	NIT (0-1)
1997	Colorado State	20-9	.689	10-6	4th	NIT (0-1)
1998	Colorado State	20-9	.689	8-6	4th	NIT (0-1)
1999	Utah State	15-13	.536	8-8	4th	
2000	Utah State	28-6	.824	16-0	1st	NCAA (0-1)
2001	Utah State	28-6	.824	13-3	2nd	NCAA (1-1)
2002	Utah State	23-8	.742	13-5	11st	NIT (0-1)
2003	Utah State	24-9	.727	12-6	3rd	NCAA (0-1)
2004	Utah State	25-4	.862	17-1	11st	NIT (0-1)
2005	Utah State	24-8	.750	13-5	2nd	NCAA (0-1)
2006	Utah State	23-9	.719	11-5	12nd	NCAA (0-1)
Totals	20 Years	408-201	.670	213-119	.642	

Years	School	Overall	Pct.	Conf.	Pct.
87-91	Montana	97-52	.651	49-29	.628
92-98	Colorado State	121-86	.585	61-57	.517
99-	Utah State	190-63	.751	103-33	.757
Totals	20 Years	408-201	.670	213-119	.642

Morrill vs. The Nation

Opponent	Montana	CSU	USU	Total	Opponent	Montana	CSU	USU	Total
Adams State	0-0	1-0	0-0	1-0	New Mexico	0-0	3-9	0-0	3-9
Air Force	0-0	13-2	1-0	14-2	New Mexico State	0-0	0-0	5-3	5-3
Albany	0-0	0-0	1-0	1-0	Norfolk State	0-0	0-0	1-0	1-0
American	0-0	1-0	0-0	1-0	North Carolina	0-0	0-1	0-0	0-1
Arizona	0-0	0-0	0-1	0-1	North Dakota State	1-0	0-0	0-0	1-0
Arkansas-Little Rock	0-0	0-0	1-0	1-0	North Texas	0-0	0-0	3-1	3-1
Arkansas State	0-0	0-0	1-0	1-0	NE Louisiana	0-0	1-0	0-0	1-0
Austin Peay State	0-0	0-0	0-1	0-1	Northern Arizona	10-1	0-0	1-1	11-2
Binghamton	0-0	0-0	1-0	1-0	Northern Colorado	0-0	2-0	0-0	2-0
Boise State	4-6	2-0	8-1	14-7	Northwestern	0-0	0-0	1-0	1-0
Boston	1-0	0-0	0-0	1-0	Northwestern State	0-0	0-0	1-0	1-0
Brigham Young	0-0	7-7	5-4	12-11	Ohio	0-0	0-1	0-0	0-1
Bucknell	0-0	1-0	0-0	1-0	Ohio State	0-0	0-0	1-0	1-0
Cal Poly	0-0	0-0	12-1	12-1	Oral Roberts	0-0	0-0	2-0	2-0
Cal State Fullerton	1-0	1-0	12-3	14-3	Oregon	0-2	0-0	0-0	0-2
Cal State Northridge	1-0	0-0	6-3	7-3	Pacific	2-1	0-0	10-6	12-7
Centenary	0-0	0-0	1-0	1-0	Pacific Lutheran	1-0	0-0	0-0	1-0
Central Florida	0-0	0-0	0-1	0-1	Portland	3-1	0-0	0-0	3-1
Central Washington	2-0	0-0	0-0	2-0	Rice	1-0	1-1	0-0	2-1
Chaminade	0-0	0-0	1-0	1-0	St. Mary's	2-2	0-0	0-0	2-2
Chicago State	0-0	1-0	0-0	1-0	St. Peter's	0-2	0-0	0-0	0-2
Cleveland State	0-0	2-0	0-0	2-0	San Diego	1-0	0-0	1-0	2-0
Colorado	0-0	3-5	0-0	3-5	San Diego State	0-0	10-2	1-0	11-2
Colorado-Colo. Springs	0-0	0-0	2-0	2-0	San Francisco	0-0	0-0	1-0	1-0
Colorado State	1-1	---	0-1	1-2	San Jose State	0-0	4-0	3-0	7-0
Connecticut	0-0	0-0	0-1	0-1	Santa Clara	1-1	0-0	1-0	2-1
Creighton	1-1	1-1	0-0	2-2	Seattle	1-0	0-0	0-0	1-0
Denver	0-0	1-0	0-0	1-0	Simon Fraser	4-0	4-0	2-0	10-0
Drake	0-0	1-1	1-0	2-1	South Carolina State	0-0	0-0	1-0	1-0
East Carolina	0-0	1-0	0-0	1-0	South Dakota State	0-0	0-0	1-0	1-0
Eastern Kentucky	0-0	0-1	0-0	0-1	South Florida	0-0	0-0	1-0	1-0
Eastern Montana	1-0	1-0	0-0	2-0	Southeast Missouri	0-0	2-0	0-0	2-0
Eastern Washington	6-3	1-0	0-0	7-3	Southern California	0-0	0-0	1-0	1-0
Florida	0-0	0-0	0-1	0-1	Southern Methodist	0-0	0-2	0-0	0-2
Florida A&M	1-0	0-0	0-0	1-0	So. Oregon State	1-0	0-0	0-0	1-0
Fort Lewis	0-0	3-0	1-0	4-0	SW Texas State	1-0	0-0	0-0	1-0
Fresno State	1-0	3-7	2-2	6-9	Stanford	0-1	0-0	0-0	0-1
Georgia Southern	1-0	0-0	1-0	2-0	Texas A&M	0-0	1-1	0-0	1-1
Georgia Tech	0-0	0-1	0-0	0-1	Texas-El Paso	0-0	7-7	0-0	7-7
Gonzaga	0-0	1-0	0-0	1-0	Texas Pan American	0-0	1-0	0-0	1-0
Hawai'i	0-0	5-9	1-2	6-11	Texas Tech	1-0	0-2	0-0	1-2
Hawai'i-Hilo	0-0	0-0	1-0	1-0	Toledo	0-0	1-1	0-0	1-1
Houston Baptist	1-0	0-0	0-0	1-0	Troy State	0-0	1-0	0-0	1-0
Idaho	3-10	0-0	14-2	17-13	UC Irvine	1-0	0-0	9-4	10-4
Idaho State	10-1	2-0	5-0	17-1	UC Davis	0-0	0-0	1-0	1-0
Illinois State	0-0	0-0	2-0	2-0	UCLA	0-0	0-0	0-1	0-1
IPFW	0-0	0-0	0-1	0-1	UC San Diego	0-1	0-0	1-0	1-1
Jackson State	0-0	0-0	1-1	1-1	UC Riverside	0-0	0-0	9-1	9-1
Kansas	0-0	0-0	0-1	0-1	UC Santa Barbara	0-0	0-0	10-4	10-4
Kent State	1-0	0-0	0-0	1-0	U.S. International	3-0	0-0	0-0	3-0
Lafayette	0-0	0-0	1-0	1-0	Utah	0-0	5-9	5-3	10-12
Lewis & Clark College	0-0	0-0	1-0	1-0	Utah State	0-0	3-0	---	3-0
Lewis & Clark State	1-0	0-0	0-0	1-0	Valparaiso	1-0	0-0	0-0	1-0
Long Beach State	0-0	0-0	10-2	10-2	Vermont	0-0	0-0	1-0	1-0
Louisiana Tech	0-0	0-0	3-0	3-0	Washington	0-1	0-0	0-1	0-2
Loyola Marymount	0-0	0-0	1-0	1-0	Washington State	0-1	0-0	0-0	0-1
McNeese State	0-0	1-0	0-0	1-0	Weber State	7-3	0-1	5-3	12-7
Mercer	0-0	0-0	1-0	1-0	West Texas A&M	0-0	2-0	0-0	2-0
Mesa College	0-0	1-0	0-0	1-0	Western Michigan	0-0	2-0	0-0	2-0
Metro State	0-0	2-0	0-0	2-0	Western State	0-0	0-0	2-0	2-0
Middle Tennessee	0-0	0-0	1-1	1-1	Western Washington	1-0	0-0	0-0	1-0
Minnesota	0-0	0-1	0-0	0-1	Whitman	0-0	0-0	1-0	1-0
Monmouth	1-0	0-0	0-0	1-0	Whitworth	0-0	0-0	1-0	1-0
Montana State	8-5	0-0	2-1	10-6	Wisconsin-LaCrosse	1-0	0-0	0-0	1-0
Montana Tech	1-0	1-0	1-0	3-0	Wisconsin-Stout	1-0	0-0	0-0	1-0
Nebraska	0-0	0-2	0-0	0-2	Wyoming	0-2	6-8	0-0	6-10
Nevada	5-5	2-1	5-3	12-9	TOTALS	97-52	121-86	190-63	408-201
Nevada-Las Vegas	0-1	3-1	0-0	3-2					

All-Conference Players Coached (First Team)

Utah State - Shawn Daniels (2000, 2001), Troy Rolle (2000), Bernard Rock (2001), Tony Brown (2002), Desmond Penigar (2002, 2003), Mark Brown (2004), Cardell Butler (2004), Nate Harris (2004, 2005, 2006), Spencer Nelson (2005)

Colorado State - Keith Bonds (1993), Ryan Yoder (1994), David Evans (1996)

Montana - John Reckard (1990), Kevin Kearney (1991), Daren Engellant (1991)

Morrill Highlights

- Among active coaches at the Division I level, Morrill ranks 22nd in the nation with his 408 career wins and 25th in winning percentage at 67.0 percent. Morrill is also one of just 23 active coaches with 400 career wins at the Division I level and one of just 17 active coaches to notch 11 20-win seasons.
- Morrill's 190 wins at Utah State are the second-most in school history, while his 253 games coached at USU ranks fifth all-time. Entering his ninth season at Utah State, Morrill is the fourth-longest tenured coach in school history.
- Morrill has been named the Big Sky Conference Coach of the Year at Montana in 1991 and the Big West Conference Coach of the Year at Utah State in 2000 and 2002.
- Morrill teams have won at least 20 games 11 times and have had winning seasons in 19 of his 20 years as head coach.
- Morrill has been involved in postseason action 10 times as a head coach leading Montana to the 1991 NCAA Tournament, Colorado State to the 1996 and 1998 NIT Tournaments, and Utah State to the 2000, 2001, 2003, 2005 and 2006 NCAA Tournament and the 2002 and 2004 NIT Tournament.



Don Verlin

Associate Coach
Cal State Stanislaus '91
Ninth Season at Utah State

Entering his 14th season with head coach Stew Morrill and his ninth year at Utah State is associate coach **Don Verlin**, (pronounced Vur-Lyn) who is the longest tenured assistant coach in USU history.

Verlin, who had two stints at Colorado State, spent the 1992 season as an assistant at CSU before moving to Cal State Bakersfield for the 1993 and 1994 seasons. During his two seasons as an assistant in California, Cal State Bakersfield won back-to-back NCAA Division II national championships.

Verlin returned to Colorado State ahead of the 1995 season and then spent the next five seasons in Fort Collins. Prior to his first stint at Colorado State, Verlin was an assistant at Columbia (Calif.) Junior College from 1989-91. Columbia posted an 81-23 record in his three years there and won two conference championships. While at Columbia he coached former Aggie Roddie Anderson.

The 41-year old graduated from Cal State Stanislaus with a degree in physical education in 1991. He earned a master's degree in education from Colorado State in 1993.

Born June 15, 1965 in Roseville, Calif., Verlin graduated from Del Oro High School in Loomis, Calif. He and his wife, the former Serena Shumway, have one son (Jacob, 10) and one daughter (Sydnee, 4). Verlin has an identical twin brother, Ron, who is an assistant men's basketball coach at the University of the Pacific.



The Verlin File

Hometown:

• Roseville, Calif.

Birthdate:

• June 15, 1965

Wife:

• Serena (Shumway)

Kids:

• Jacob (10), Sydnee (4)

Education:

• Del Oro (Loomis, Calif.) HS '83

• CS Stanislaus '91

(B.A. physical education)

• Colorado State '93

(Master's in education)

Coaching Experience:

• Columbia (Calif.) JC

Asst. Coach 1989-91

• CS Bakersfield

Asst. Coach 1993-94

• Colorado State

Asst. Coach 1992, 1995-98

• Utah State

Asst. Coach 1999-present



Tim Duryea


Assistant Coach
North Texas '88
Sixth Season at Utah State

Entering his sixth year as an assistant coach at Utah State is **Tim Duryea**. Duryea (pronounced Dur-E-A) joined the Aggie coaching staff in July of 2001.

Prior to coming to Utah State, Duryea was the head coach at Hutchinson (Kan.) Community College from 2000-01. During his two years at the helm, his teams produced a 40-25 record, and back-to-back trips to the Region Six Championships.

A 1988 graduate of North Texas, Duryea began his coaching career in 1988 at Colorado State before moving on to North Texas in 1993. Duryea then went to Hutchinson Community College as an assistant coach for five seasons before becoming the head coach there prior to the 1999-2000 season.

Duryea played basketball at Denton (Texas) High School and Texas Pan-American before transferring to North Texas. At UNT, Duryea was a co-captain in 1988 for the only team in school history to advance to the NCAA Tournament. He was born in Medicine Lodge, Kan., on Nov. 16, 1964. He and his wife Angie have 11-year old twins, Tanner (son) and Taylor (daughter), and a four-year old daughter (Kaylee).



The Duryea File

Hometown:

• Medicine Lodge, Kan.

Birthdate:

• June 16, 1964

Wife:

• Angie (Knox)

Kids:

• Tanner (11), Taylor (11),

Kaylee (4)

Education:

• Denton (Texas) HS '83

• North Texas '88

(B.A. business administration)

Coaching Experience:

• Colorado State

Asst. Coach 1988-90

• North Texas

Asst. Coach 1993-97

• Hutchinson (Kan.) CC

Asst. Coach 1997-99

Head Coach 2000-01

• Utah State

Asst. Coach 2002-present



James Ware

Assistant Coach
Texas Tech '00
First Season at Utah State

Entering his first season as an assistant coach at Utah State is **James Ware** after joining the staff in August, 2006.

Prior to coming to Utah State, Ware spent the last three seasons as the Director of Basketball Operations at the University of Minnesota for head coach Dan Monson. He began his coaching career as an assistant at Hopkins (Minn.) High School from 2000-03, where he coached Kris Humphries who went on to earn All-America honors at Minnesota before being drafted in the first round of the 2004 NBA Draft by the Utah Jazz.

Ware began his collegiate career at Colorado State University for then head coach Stew Morrill before transferring to Midland (Texas) Junior College for one season. He was then a two-year starter at Texas Tech University and earned honorable mention all-Big 12 honors in 2000, along with being named academic all-conference.

Ware prepped at Hopkins (Minn.) High School where he was an all-state and all-metro selection during his senior season, as well as being a Mr. Basketball finalist in Minnesota. During his three years in high school, Hopkins compiled an overall record of 75-5.

Ware graduated from Texas Tech University in 2000 with a bachelor of arts degree and then earned his master's degree in education and human development with an emphasis in sports management from the University of Minnesota in 2003.

A native of Hopkins, Minn., Ware and his wife Tamika have two sons, Jimmy (4) and J.J. (2).



The Ware File

Hometown:
 • Hopkins, Minn.
Birthdate:
 • Sept. 4, 1976
Wife:
 • Tamika (Lee)
Kids:
 • Jimmy (4), J.J. (2)
Education:
 • Hopkins (Minn.) HS '95
 • Texas Tech '00 (bachelor of arts)
 • Minnesota '03 (master's in education)
Coaching Experience:
 • Hopkins (Minn.) HS Asst. Coach 2000-03
 • Minnesota Dir. of Bball Operations 2004-06
 • Utah State Asst. Coach 2006-present



Lance Beckert

Director of Basketball Operations
Daito Bunka, Japan '97

Lance Beckert is entering his first year as Director of Basketball Operations at Utah State after serving in the same capacity for Utah State's women's program in 2006.

A 1997 graduate of Daito Bunka University in Japan, Beckert played two years of collegiate basketball before graduating with a degree in economics.

A native of Mesa, Ariz., Beckert began his coaching career as an assistant with Toshiba Corporation men's team from 1995-98 and then spent six years as the men's head coach at Daito Bunka University. During his last three years in Japan, he also coached the men's University National Team. He and his wife Patricia have a two sons, Gabriel (4) and Patrick (1).



Justin Jones

Administrative Aid
Utah State '98

In his second season as Administrative Aid at Utah State is **Justin Jones**. Prior to joining USU's staff, Jones spent seven years playing pro basketball in Austria and the Netherlands.

Jones, who was named to the Big West's all-tournament team in 1997, was a three-year starter at USU averaging 9.8 points and 2.5 rebounds per game, while shooting 42.1 percent from the field and 44.9 percent from three-point range.

A native of Malad, Idaho, Jones graduated from Utah State in 1998 with a degree in physical education and is currently working on his teaching certificate from USU. He and his wife Jayme have one daughter, Tylie (4) and one son Jakobe (2).



Zack King

Equipment Manager




Jesse Calder

Student Manager



Steve Cobbley

Student Manager



OPPONENTS
OPPONENTS

Northwestern State

Fri., Nov. 10 - Prather Coliseum - 6:45 p.m. (MT)

Mike McConathy
Head CoachLuke Rogers
6-1 • Sr. • G

2006-07 Schedule

11/10	Utah State
11/15	at Oklahoma State
11/18	at Louisville
11/22	Henderson State
11/25	at New Orleans
11/28	Centenary
12/1-2	at Pepsi Blue & Gold Classic
12/5	Southern
12/16	at Hawai'i
12/29	at DePaul
12/31	at Northwestern
1/4	*at Texas State
1/6	*at Texas-Arlington
1/11	*Texas A&M-Corpus Christi
1/13	*Texas-San Antonio
1/18	*McNeese State
1/20	*at Lamar
1/25	*at Nicholls State
1/27	*Southeastern Louisiana
2/3	*Central Arkansas
2/8	*Sam Houston State
2/10	*at Stephen F. Austin
2/14	*at McNeese State
2/17	BracketBuster
2/22	*Nicholls State
2/24	*at Southeastern Louisiana
2/28	*Lamar
3/3	*at Central Arkansas
3/8-11	at Southland Tournament

2005-06 Results

East Texas Baptist	W 77-74
at Missouri	L 72-81
at Mississippi State	W 76-75
at Centenary	W 76-74
at Wichita State	L 55-57
at Oklahoma State	W 68-64
Harding University	W 89-61
LSU-Shreveport	W 92-82
vs. Oregon State	W 72-61
vs. Iowa State	L 77-81
at Hawai'i	L 76-80
at Texas A&M	L 61-73
*at Texas-Arlington	W 79-67
*at Louisiana-Monroe	W 81-68
*Southeastern Louisiana	W 70-60
*at Sam Houston State	L 73-80
*at Southeastern Louisiana	W 60-58
*Texas-San Antonio	W 70-59
*Texas State	W 89-71
*Sam Houston State	W 77-68
*at Stephen F. Austin	W 72-66
*Texas-Arlington	W 82-79
*Louisiana-Monroe	W 81-65
*at Nicholls State	W 79-70
*at Utah State	L 63-66
*Lamar	W 80-67
*McNeese State	W 97-79
*at Texas State	W 76-71
*at Texas-San Antonio	W 85-64
vs. Texas-San Antonio (SC)	W 75-61
vs. Lamar (SC)	W 80-66
vs. Sam Houston State (SC)	W 95-87
vs. Iowa (NCAA)	W 64-63
vs. West Virginia (NCAA)	L 54-67

General Information

Location Natchitoches, La.
 Founded 1884
 Enrollment 9,847
 Colors Purple & White
 Nickname Demons
 Conference Southland
 Arena Prather Coliseum
 Capacity 3,400
 President Dr. Randall J. Webb
 Athletics Director Greg Burke
 Ticket Office (318) 357-4268

Coaching Staff

Head Coach Mike McConathy
 Alma Mater Louisiana Tech '77
 Overall Record 465-261 (23 yrs)
 School Record 113-102 (7 yrs)
 Record vs. USU 0-1
 Assistant Coaches
 Mark Slessinger (Aurora '96)
 Jeff Moore (Missouri Valley '95)
 D.J. Ross (Northwestern State '06)

Team Information

2005-06 Record 26-8
 Conference W-L 15-1/1st
 Postseason NCAA (1-1)
 Starters (R/L) 1/4
 Letterwinners (R/L) 9/7
 Newcomers 8

Series Information

Overall USU leads 1-0
 USU at home 1-0
 USU on the road 0-1
 USU at neutral sites 1-0
 Current series streak USU—1 win
 Last meeting 2-18-06 (66-63 USU)

Media Relations

Basketball SID Doug Ireland
 Office Phone (318) 357-6467
 Home Phone (318) 288-6388
 Fax (318) 357-4515
 E-Mail ireland@nsu.edu
 Press Row (318) 357-4544
 Website www.nsudemons.com

2006-07 Roster

No.	Name	Pos.	Ht.	Yr.	Hometown (Last School)
0	Demetrius Bell	F	6-5	Jr.	Summerfield, La. (Summerfield HS)
1	Jermaine Spencer	F	6-7	Sr.	New Iberia, La. (New Iberia HS)
3	Trey Gilder	F	6-9	Jr.	Dallas, Texas (Tyler JC)
5	Keithan Hancock	G	5-10	So.	Kountze, Texas (Kountze HS)
10	Jared Stevenson	G	6-0	Fr.	Quitman, La. (Quitman HS)
12	Luke Rogers	G	6-1	Sr.	Chicago, Ill. (Eastfield College)
13	Gerrrell Thomas	F	6-6	Jr.	Oklahoma City, Okla. (Redlands CC)
14	Michael McConathy	G	5-9	Fr.	Natchitoches, La. (St. Mary's HS)
15	Devin White	F	6-7	Fr.	New Orleans, La. (Grambling Lab)
21	Keenan Jones	G	6-2	Sr.	Opelousas, La. (Northwest HS)
22	Eric Woods	G	6-3	Sr.	Leesville, La. (Louisiana Tech)
24	Damon Jones	G	6-4	Fr.	Winnfield, La. (Winnfield HS)
25	John Anthony Anglin	G	6-1	So.	Shreveport, La. (Loyola College Prep)
31	Kalem Porterie	F	6-6	So.	Marksville, La. (Marksville HS)
32	Aubin Young	G	6-4	Fr.	Lisbon, La. (Pineview HS)
33	Colby Bargeman	G	6-5	Jr.	Lafayette, La. (Northside HS)
40	Jerry Moody	C	6-8	Jr.	Bossier City, La. (Miles CC)
42	Marcellas Ross	G	6-4	Jr.	Glenmora, La. (Glenmora HS)

Centenary

Fri., Nov. 17 - Top of the World Classic - 8 p.m. (MT)

Rob Flaska
Head CoachTyrone Hamilton
6-1 • So. • G

2006-07 Schedule

11/11	at TCU
11/14	Texas State
11/17	vs. Utah State
11/18	at Top of the World Classic
11/19	at Top of the World Classic
11/28	at Northwestern State
11/30	Arkansas-Little Rock
12/2	Nicholls State
12/9	at Texas Tech
12/16	SMU
12/18	at Georgia Tech
12/21	at Louisiana Tech
12/28	at Texas
12/30	at Texas State
1/2	at Baylor
1/4	*Valparaiso
1/6	*Western Illinois
1/11	*at UMKC
1/13	*at Southern Utah
1/20	*Oral Roberts
1/25	*IUPUI
1/27	*Oakland
2/1	*at Western Illinois
2/3	*at Valparaiso
2/8	*Southern Utah
2/10	*UMKC
2/15	*at Oral Roberts
2/17	Chicago State
2/22	*at Oakland
2/24	*at IUPUI
3/3-6	at Mid-Continent Tournament

2005-06 Results

Texas-Tyler	W 84-73
at SMU	L 67-85
at Ole Miss	L 67-107
Northwestern State	L 74-76
at Birmingham-Southern	L 79-87
at Stephen F. Austin	L 57-94
Birmingham-Southern	W 79-70
at UAB	L 58-72
at Nicholls State	L 80-89
*Valparaiso	L 74-89
Houston	L 62-75
*at Western Illinois	L 59-66
*at UMKC	L 63-69
Georgia Tech	L 69-85
*Chicago State	L 63-67
*Southern Utah	W 67-65
*at IUPUI	L 52-63
*at Oakland	W 75-66
*at Oral Roberts	L 53-74
*UMKC	L 67-70
*at Valparaiso	L 73-99
*Western Illinois	L 59-68
*at Chicago State	L 69-77
*at Southern Utah	L 64-72
*IUPUI	L 49-65
*Oakland	L 76-86

General Information

Location Shreveport, La.
 Founded 1825
 Enrollment 910
 Colors Maroon & White
 Nickname Gents
 Conference Mid-Continent
 Arena Gold Dome
 Capacity 3,000
 President Dr. Kenneth L. Schwab
 Athletics Director Taylor Moore
 Ticket Office (318) 869-5067

Coaching Staff

Head Coach Rob Flaska
 Alma Mater Michigan Tech '82
 Overall Record 4-23 (1 yr)
 School Record 4-23 (1 yr)
 Record vs. USU 0-0
 Assistant Coaches
 Todd Russ (Nicholls State '96)
 Bobby Taylor (Toledo '90)
 Jud Kinne (Albion '03)

Team Information

2005-06 Record 4-23
 Conference W-L 2-14/9th
 Postseason None
 Starters (R/L) 3/2
 Letterwinners (R/L) 5/7
 Newcomers 8

Series Information

Overall USU leads 2-1
 USU at home 2-0
 USU on the road 0-0
 USU at neutral sites 0-1
 Current series streak USU—1 win
 Last meeting 12-28-01 (74-59 USU)

Media Relations

Basketball SID David Pratt
 Office Phone (318) 869-5092
 Home Phone (318) 773-9710
 Fax (318) 869-5128
 E-Mail dpratt@centenary.edu
 Press Row (318) 869-5400
 Website www.GoCentenary.com

2006-07 Roster

No.	Name	Pos.	Ht.	Yr.	Hometown (Last School)
0	Tyrone Hamilton	G	6-1	So.	Shreveport, La. (Booker T. Washington HS)
1	Nick Stallings	G	6-2	So.	New Orleans, La. (SW Mississippi JC)
2	Iman Shokouhizadeh	G/F	6-6	Jr.	Huskvarna, Sweden (Moberly CC)
3	E.J. Kusnyer	G/F	6-5	So.	Wexford, Pa. (The Peddie School)
5	Alexander Starr	F	6-5	Sr.	Dallax, Texas (Paris JC)
11	Chase Adams	G	5-10	Fr.	Baltimore, Md. (Mt. St. Joseph HS)
14	Jeff Montague	F	6-5	Fr.	Ft. Worth, Texas (L.D. Bell HS)
22	Bryan Baumann	G	6-2	So.	Allen, Texas (Allen HS)
23	Travis Hill	G	6-0	Fr.	Ft. Worth, Texas (L.D. Bell HS)
30	Jerrald Bonham	F	6-8	Fr.	Plano, Texas (Plano HS)
33	Larry Logan	F	6-6	Sr.	Kalamazoo, Mich. (Owens CC)
34	Lance Hill	F	6-7	So.	Houston, Texas (Jacksonville CC)
40	Xabi Zuspereguy	F	6-8	Jr.	Paris, France (Highland CC)

Drake

Sat, Nov. 18 - Top of the World Classic - TBA



Dr. Tom Davis
Head Coach



Ajay Calvin
6-5 • Sr. • F



2006-07 Schedule

11/17	vs. Southeast Missouri State
11/18	at Top of the World Classic
11/19	at Top of the World Classic
11/25	Waldorf
12/3	at Iowa State
12/8-9	Drake Regency Challenge
12/12	UC Irvine
12/16	Iowa
12/22	vs. Toledo
12/23	at Sun Bowl Tournament
12/28	*at Evansville
12/30	*at Indiana State
1/4	*Southern Illinois
1/6	*Bradley
1/9	*at Creighton
1/13	*Illinois State
1/15	*at Southern Illinois
1/18	*Indiana State
1/21	*at Illinois State
1/24	*at Wichita State
1/27	*Northern Iowa
1/31	*Missouri State
2/3	*Creighton
2/8	*at Northern Iowa
2/10	*at Bradley
2/14	*Wichita State
2/17	BracketBuster
2/21	*Evansville
2/24	*at Missouri State
3/1-4	at Missouri Valley Tournament

2005-06 Results

Detroit	W 69-61
Shawnee State	W 85-36
vs. Boston College	L 84-87
vs. TCU	W 86-79
Cornell	W 102-62
Iowa State	L 74-89
North Dakota State	W 69-68
Montana	L 72-78 at
at San Jose State	W 82-64
at Iowa	L 60-65
Southern Utah	W 73-60
*at Evansville	W 79-68
*at Southern Illinois	L 50-64
*Missouri State	L 79-85
*Bradley	W 75-73
*at Creighton	L 69-82
*Indiana State	W 76-59
*Southern Illinois	L 46-47
*at Indiana State	W 77-68 at
*at Northern Iowa	L 72-91
*at Wichita State	L 62-85
*Northern Iowa	L 49-51
*at Missouri State	L 59-84
*Creighton	L 67-72 at
*Illinois State	W 45-41
*Evansville	L 68-69
*at Illinois State	L 56-58 at
*at UC Irvine	L 67-70
*Wichita State	L 58-60
*at Bradley	L 66-86
vs. Indiana State (MVC)	L 63-72

General Information

Location Des Moines, Iowa
 Founded 1881
 Enrollment 5,366
 Colors Blue & White
 Nickname Bulldogs
 Conference Missouri Valley
 Arena Drake Knapp Center
 Capacity 7,002
 President David Maxwell
 Athletics Director .. Sandy Hatafield
 Ticket Office (515) 271-3791

Coaching Staff

Head Coach Dr. Tom Davis
 Alma Mater.. Wisconsin-Platteville '60
 Overall Record 581-340 (31 yrs)
 School Record 37-51 (3 yrs)
 Record vs. USU 0-0
 Assistant Coaches
 Keno Davis (Iowa '95)
 Chris Davis (Michigan '87)
 Justin Ohi (Drake '01)

Team Information

2005-06 Record 12-19
 Conference W-L 5-13/T-7th
 Postseason None
 Starters (R/L) 4/1
 Letterwinners (R/L) 11/2
 Newcomers 8

Series Information

Overall Series Tied 1-1
 USU at home 0-0
 USU on the road 0-1
 USU at neutral sites 1-0
 Current series streak USU—1 win
 Last meeting 11-30-02 (73-61 USU)

Media Relations

Basketball SID Mike Mahon
 Office Phone (515) 271-3012
 Cell Phone (515) 208-8281
 Fax (515) 271-3015
 E-Mail mike.mahon@drake.edu
 Press Row (515) 271-4884
 Website www.drakebulldogs.org

2006-07 Roster

No.	Name	Pos.	Ht.	Yr.	Hometown (Last School)
00	Arnel Traore dit Nignan	F/C	6-6	Jr.	Ouagadougou, Burkina Faso (Tompkins NY)
1	Justin Robertson	G	5-11	Fr.	Mitchellville, Md. (CH Flowers HS)
2	Chris Bryant	G	6-1	Jr.	Metlakatla, Alaska (Metlakatla HS)
3	Al Stewart	G	5-10	Sr.	Chicago, Ill. (Des Moines Area CC)
4	Brent Heemsherk	F	6-7	Jr.	Grand Rapids, Mich. (Christian HS)
5	Leonard Houston	G	6-1	Jr.	Holland, Mich. (West Ottawa HS)
10	Nick Grant	G	6-3	Sr.	Annandale, Va. (Paul VI HS)
11	Jacob Baryenbruch	G	6-0	So.	Spring Green, Wis. (River Valley HS)
12	Keith Worner	F	6-6	Fr.	Denver, Iowa (Denver HS)
13	Kit Avery	G	6-2	Fr.	Deephaven, Minn. (SW Christian HS)
15	Adam Emmenecker	G	6-1	Jr.	Saginaw, Mich. (Arthur Hill HS)
20	Josh Young	G	6-1	Fr.	Lawton, Okla. (Lawton Christian HS)
22	Bill Eaddy	F	6-5	Fr.	Ypsilanti, Mich. (Virginia Military Academy)
24	Klayton Korver	F	6-5	Jr.	Pella, Iowa (Pella HS)
31	Jonathan Cox	F	6-8	So.	Barrington, Ill. (Barrington HS)
32	Ajay Calvin	F	6-5	Sr.	Detroit, Mich. (Butler CC)
35	Cody Ruess	G	6-1	So.	Iowa City, Iowa (West HS)
44	Aliou Keita	C	6-7	Sr.	Dakar, Senegal (Iowa City Regina HS)

Southeast Missouri State

Sat., Nov. 18 - Top of the World Classic - TBA



Scott Edgar
Head Coach



Terrick Willoughby
6-4 • Sr. • G



2006-07 Schedule

11/10	at Arkansas
11/17	vs. Drake
11/18	at Top of the World Classic
11/19	at Top of the World Classic
11/24	UC Riverside
11/27	at Evansville
11/29	IPFW
12/2	*Tennessee-Martin
12/7	*at Tennessee State
12/9	*at Tennessee Tech
12/17	*Jacksonville State
12/19	*Samford
12/23	at Iowa State
12/30	at Purdue
1/2	*at Eastern Kentucky
1/4	*Eastern Illinois
1/8	*at Murray State
1/13	*at Austin Peay
1/18	*Tennessee State
1/20	*Tennessee Tech
1/24	*at Morehead State
1/27	*Murray State
1/29	*Austin Peay
2/3	*at Tennessee-Martin
2/8	*Morehead State
2/10	*Eastern Kentucky
2/14	*at Eastern Illinois
2/17	BracketBuster
2/22	*at Samford
2/24	*at Jacksonville State
3/2-3	at Ohio Valley Tournament

2005-06 Results

Truman State	W 59-56
IPFW	L 64-65
at South Dakota State	W 75-68
at Nebraska	L 54-69
*at Tennessee-Martin	L 60-72
*Tennessee State	W 70-69
*Tennessee Tech	L 65-79
Central Methodist	W 81-49
*at Samford	L 53-68
*at Jacksonville State	L 72-82
at Illinois	L 64-89
*Eastern Kentucky	W 68-62
*at Eastern Illinois	W 72-60
*at Murray State	L 68-81
*Austin Peay	L 56-63
*at Tennessee State	L 63-68
*at Tennessee Tech	L 76-87
*Morehead State	L 55-60
*Murray State	L 69-76
*at Austin Peay	L 62-73
*Tennessee-Martin	L 55-66
*at Morehead State	L 59-62
*at Eastern Kentucky	L 51-80
*Eastern Illinois	L 49-60
at UC Riverside	L 61-69
*Samford	W 63-52
*Jacksonville State	L 67-80

General Information

Location Cape Girardeau, Mo.
 Founded 1873
 Enrollment 10,477
 Colors Red & Black
 Nickname Redhawks
 Conference Ohio Valley
 Arena Show Me Center
 Capacity 7,000
 President Dr. Kenneth W. Dobbins
 Athletics Director Don Kaverman
 Ticket Office (573) 651-2227

Coaching Staff

Head Coach Scott Edgar
 Alma Mater .. Pittsburgh at Johnstown '78
 Overall Record 108-95 (7 yrs)
 School Record 0-0 (1st yr)
 Record vs. USU 0-0
 Assistant Coaches
 Ronnie Dean (Harris-Stowe '90)
 Scepter Brownlee .. (San Francisco '03)
 Toby Lane (Wichita State '93)

Team Information

2005-06 Record 7-20
 Conference W-L 4-16/9th
 Postseason None
 Starters (R/L) 2/3
 Letterwinners (R/L) 3/7
 Newcomers 8

Series Information

Overall First Meeting
 USU at home 0-0
 USU on the road 0-0
 USU at neutral sites 0-0
 Current series streak NA
 Last meeting NA

Media Relations

Basketball SID Ron Hines
 Office Phone (573) 651-2294
 Cell Phone (573) 450-6845
 Fax (573) 651-2810
 E-Mail rhines@semo.edu
 Press Row (573) 651-5014
 Website www.gosoutheast.com

2006-07 Roster

No.	Name	Pos.	Ht.	Yr.	Hometown (Last School)
1	Brandon Foust	F	6-6	Jr.	Columbus, Ohio (Oklahoma)
3	Dionte Perry	F	6-6	Jr.	Lake Worth, Fla. (Santa Fe CC)
5	David Johnson	G	6-4	Jr.	St. Louis, Mo. (Meramec CC)
12	Terrick Willoughby	G	6-4	Sr.	Biloxi, Miss. (Biloxi HS)
13	Roderick Pearson	G	6-2	Fr.	Kansas City, Mo. (Raytown South HS)
14	Paul Paradoski	G	6-0	Jr.	St. Louis, Mo. (Vianney HS)
20	Marcus Rhodes	G	6-2	Fr.	Gary, Ind. (New Harmony Christian HS)
22	Jimmy Drew	G	6-4	Fr.	Anna, Ill. (Anna-Jonesboro HS)
24	Johnny Hill	G	6-4	Fr.	St. Louis, Mo. (Vashon HS)
33	Michael Rembert	C	6-9	Jr.	Chicago, Ill. (Bradley)
44	Tyrell White	C	6-7	Sr.	Detroit, Mich. (Wayne County CC)
45	Jajuan Maxwell	F	6-6	Fr.	Kansas City, Mo. (Raytown HS)

Alaska-Fairbanks

Sun., Nov. 19 - Top of the World Classic - TBA



Frank Ostanik
Head Coach



Kenny Barker
6-3 • Jr. • G

**General Information**

LocationFairbanks, Alaska
Founded1917
Enrollment10,487
ColorsBlue & Gold
NicknameNanooks
ConferenceGreat Northwest (DII)
ArenaCarlson Center
Capacity5,165
ChancellorSteve Jones
Athletics DirectorForrest Karr
Ticket Office(907) 474-5977

Coaching Staff

Head CoachFrank Ostanik
Alma MaterAlaska-Fairbanks '93
Overall Record38-19 (2 yrs)
School Record38-19 (2 yrs)
Record vs. USU0-0
Assistant Coaches
Rich Mendoza ..(Long Beach State '02)
Adriaan Wakefield(Tulane '99)

Team Information

2005-06 Record17-10
Conference W-L10-8/T-4th
PostseasonNone
Starters (R/L)4/1
Letterwinners (R/L)7/2
Newcomers8

Series Information

OverallFirst Meeting
USU at home0-0
USU on the road0-0
USU at neutral sites0-0
Current series streakNA
Last meetingNA

Media Relations

Basketball SIDJamie Schanback
Office Phone(907) 474-6807
Cell Phone(907) 322-9044
Fax(907) 474-2449
E-Mailjamie.schanback@uaf.edu
Press Row(907) 451-1800
Websitewww.alaskanook.com

2006-07 Roster

No.	Name	Pos.	Ht.	Yr.	Hometown (Last School)
2	Jushay Rockett	F	6-5	Sr.	Long Beach, Calif. (Texas State)
3	Barry Barnes, Jr.	G	5-9	Jr.	Long Beach, Calif. (Long Beach CC)
5	Tyrome Flowers	G	6-5	So.	Tacoma, Wash. (Henry Foss HS)
11	Colin Matteson	F	6-8	So.	Lynwood, Wash. (Edmonds CC)
13	Mike Titus	G	6-2	Jr.	Fairbanks, Alaska (Lathrop HS)
20	Kevin Atkins	F	6-6	Fr.	Long Beach, Calif. (Long Beach Poly HS)
22	Jordan Hayter	G	6-3	Fr.	Grants Pass, Ore. (Hidden Valley HS)
23	Kenny Barker	G	6-3	Jr.	San Diego, Calif. (Clairemont HS)
25	Evan Skinner	G	6-3	So.	North Pole, Alaska (Ben Eielson HS)
40	Bryan Hamey	F	6-4	Jr.	Juneau, Alaska (Juneau Douglas HS)
55	Martez Christian	F	6-5	Fr.	Las Vegas, Nev. (Desert Pines HS)
	Michael Anderson	F	6-7	Fr.	Anchorage, Alaska (Dimond HS)
	Kevin Campbell	G	6-0	Fr.	Stockton, Calif. (Edison HS)

Rhode Island

Sun., Nov. 19 - Top of the World Classic - TBA



Jim Baron
Head Coach



Will Daniels
6-8 • Jr. • F

**General Information**

LocationKingston, R.I.
Founded1892
Enrollment14,791
Colors..Keaney Blue, Dark Blue & White
NicknameRams
ConferenceAtlantic-10
ArenaRyan Center
Capacity7,657
PresidentDr. Robert Carothers
Athletics DirectorTom McElroy
Ticket Office(401) 874-5245

Coaching Staff

Head CoachJim Baron
Alma MaterSt. Bonaventure '77
Overall Record274-283 (19 yrs)
School Record68-81 (5 yrs)
Record vs. USU0-0
Assistant Coaches
Kevin Clark(Clark '81)
Pat Clarke(St. Bonaventure '92)
Pat Skerry(Tufts '92)

Team Information

2005-06 Record14-14
Conference W-L8-8/8th
PostseasonNone
Starters (R/L)2/3
Letterwinners (R/L)7/5
Newcomers5

Series Information

OverallFirst Meeting
USU at home0-0
USU on the road0-0
USU at neutral sites0-0
Current series streakNA
Last meetingNA

Media Relations

Basketball SIDTim Volkmann
Office Phone(401) 874-2409
Cell Phone(401) 230-2456
Fax(401) 874-5354
E-Mailtvolk@uri.edu
Press Row(401) 874-5359
Websitewww.gorhody.com

2006-07 Roster

No.	Name	Pos.	Ht.	Yr.	Hometown (Last School)
1	Joe Mbang	F	6-7	Jr.	Yaounde, Cameroon (Monroe CC)
5	Jamael Lynch	G	6-0	Jr.	Queens, N.Y. (Bishop Loughlin HS)
14	Parfait Bitee	G	6-2	Jr.	Yaounde, Cameroon (Louisville Western)
15	Lamonte Ulmer	F	6-6	Fr.	Hamden, Conn. (Notre Dame Prep)
20	Jimmy Baron	G	6-2	So.	East Greenwich, R.I. (Worcester Academy)
21	Delroy James	F	6-7	Fr.	Brooklyn, N.Y. (Laurinburg Prep)
22	Keith Cothran	F	6-4	Fr.	New Haven, Conn. (Winchendon Academy)
23	Frank Monge	C	7-0	Fr.	San Juan, P.R. (Colegio Nuestra Senora)
24	Jon Lucky	G	6-5	Jr.	Waterbury, Conn. (Sacred Heart)
25	Will Daniels	F	6-8	Jr.	Hyde Park, N.Y. (Franklin D. Roosevelt HS)
32	Jonathan Cruz	F	6-7	Fr.	Lawrence, Mass. (Central Catholic)
33	Kahiem Seawright	F	6-8	So.	Uniondale, N.Y. (Uniondale HS)
34	Darrell Harris	C	6-10	Sr.	Cleveland, Ohio (Cuyahoga CC)
44	Terrance Grier	G	6-0	Fr.	Cranford, N.J. (St. Thomas More Prep)

2006-07 Schedule

11/10	Stonehill
11/13	Houston
11/16	vs. Troy
11/18	at Top of the World Classic
11/19	at Top of the World Classic
11/25	at Boston College
11/28	Iona
12/2	at Providence
12/5	Brown
12/9	Utah
12/16	DePaul
12/22	Boston
12/27	at Ohio
12/30	at Kansas
1/3	*La Salle
1/7	*Dayton
1/10	*at Saint Louis
1/13	*at Saint Joseph's
1/17	*St. Bonaventure
1/20	*at Temple
1/24	*Massachusetts
1/27	*George Washington
2/3	*at Fordham
2/8	*at Massachusetts
2/11	*at Duquesne
2/14	*Saint Louis
2/17	*Charlotte
2/21	*at Xavier
2/24	*Fordham
3/3	*at Richmond
3/7-10	at Atlantic-10 Tournament

2005-06 Results

Sacred Heart	W 56-50
at Utah	L 50-66
Brown	W 57-40
at Boston	W 48-38
Providence	W 77-69
Manhattan	W 78-69
Ohio	L 63-71
Wagner	L 61-63
Quinnipiac	W 87-72
at Houston	L 41-67
Boston College	L 56-78
*at Charlotte	L 80-88
*Fordham	W 64-59
*at St. Bonaventure	W 71-66
*at La Salle	W 71-68
*Richmond	W 58-46
*Massachusetts	W 58-55
*at George Washington	L 62-81
*Saint Louis	L 53-58
*at Massachusetts	L 61-63
*Duquesne	W 79-69
*at Fordham	L 76-79
*Saint Joseph's	L 55-57
*at Saint Louis	L 62-73
*Xavier	L 76-85
*Temple	W 69-63
*at Dayton	W 65-56
vs. Temple (A-10)	L 45-74

Troy

Sun., Nov. 19 - Top of the World Classic - TBA

Don Maestri
Head CoachCedric Jackson
6-8 • Sr. • F

2006-07 Schedule

11/10	at Auburn
11/12	Loyola-New Orleans
11/16	vs. Rhode Island
11/18	at Top of the World Classic
11/19	at Top of the World Classic
11/25	Southeastern Louisiana
11/27	at Alabama State
12/2	at Bowling Green
12/8-9	at Drake Regency Challenge
12/13	*at Florida Atlantic
12/17	Florida International
12/28	at Georgia Tech
12/31	*Arkansas-Little Rock
1/3	*at Western Kentucky
1/6	*at Middle Tennessee
1/11	*South Alabama
1/13	*Arkansas State
1/17	*New Orleans
1/20	*at Louisiana-Lafayette
1/25	*Denver
1/27	*at Louisiana-Monroe
2/1	*at North Texas
2/3	*Florida Atlantic
2/8	*at Florida International
2/10	*at Arkansas-Little Rock
2/17	*Western Kentucky
2/22	*Middle Tennessee
2/24	*at South Alabama
3/4-6	at Sun Belt Tournament

2005-06 Results

Quinnipiac	W 94-83	at Columbia	L 71-73
Oakwood	W 111-72	at Southeastern Louisiana	L 68-71
Stillman	W 87-66	at Mississippi State	L 77-88
Alabama State	W 71-53	Bowling Green	L 52-60
at Xavier	L 54-78	at Duquesne	W 78-72
vs. Niagara	W 87-71	Belhaven	W 95-51
*at South Alabama	L 84-88	*at New Orleans	L 75-79
*at Louisiana-Lafayette	W 73-50	*Western Kentucky	W 76-49
*Middle Tennessee	W 70-57	*at North Texas	L 77-84
*at Denver	L 61-69	*at Arkansas State	L 68-91
*Arkansas-Little Rock	L 66-73	*New Orleans	W 62-58
*Louisiana-Lafayette	W 75-73	*South Alabama	L 52-66
*at Florida International	L 68-71	*North Texas	L 69-81
*Denver	W 79-68	vs. Arkansas State (SBC)	W 107-83
vs. La.-Lafayette (SBC)	L 59-62		

General Information

LocationTroy, Ala.
 Founded1887
 Enrollment27,103
 ColorsCardinal, Silver & Black
 NicknameTrojans
 ConferenceSun Belt
 ArenaTrojan Arena
 Capacity4,000
 ChancellorDr. Jack Hawkins, Jr.
 Athletics DirectorSteve Dennis
 Ticket Office(877) Troy-WINS

Coaching Staff

Head CoachDon Maestri
 Alma Mater.. Southern Mississippi '69
 Overall Record411-277 (24 yrs)
 School Recordsame
 Record vs. USU0-0
 Assistant Coaches
 David Felix(Troy '77)
 Ben Fletcher(Troy '04)
 Michael Curry(Alabama State '96)

Team Information

2005-06 Record14-15
 Conference W-L6-9/T-4th (West)
 PostseasonNone
 Starters (R/L)3/2
 Letterwinners (R/L)5/6
 Newcomers9

Series Information

OverallFirst Meeting
 USU at home0-0
 USU on the road0-0
 USU at neutral sites0-0
 Current series streakNA
 Last meetingNA

Media Relations

Basketball SIDJim Stephan
 Office Phone(334) 670-5655
 Cell Phone(334) 372-7034
 Fax(334) 670-5665
 E-Mailjstephan@troy.edu
 Press Row(334) 670-3229
 Websitewww.troytrojans.com

2006-07 Roster

No.	Name	Pos.	Ht.	Yr.	Hometown (Last School)
1	Josh Williams	G	5-11	So.	Bascom, Fla. (Malone HS)
3	Jerome Odem	G	6-1	Jr.	Johnson City, Tenn. (Frank Phillips College)
11	Justin Jonas	G	6-6	Jr.	Boaz (Alabama)
14	Sammy Sharp	F	6-7	Sr.	Patterson, Ga. (Okaloosa-Walton College)
15	O'Darien Bassett	G	6-2	Jr.	Carrollton, Ga. (Okaloosa-Walton College)
23	Boo Ramsey	G	6-1	Sr.	Meridian, Miss. (East Mississippi CC)
24	Ralph Jennings	F	6-8	Jr.	Douglasville, Ga. (Okaloosa-Walton College)
25	Antwuan Burroughs	G	6-0	So.	Pleasant Grove, Ala. (Pleasant Grove HS)
30	Bernard Toombs	C	6-10	Fr.	Columbus, Ga. (Spencer HS)
32	Brandon Hazzard	G	6-2	Fr.	Atlanta, Ga. (SW Dekalb HS)
33	Jarvis Acker	F	6-7	Sr.	Nettleton, Miss. (Nettleton HS)
42	Richard Chaney	G	6-4	Sr.	Los Angeles, Calif. (Utah)
44	Cedric Jackson	F	6-8	Sr.	Columbia, S.C. (Spartanburg Methodist CC)

Weber State

Sun., Nov. 19 - Top of the World Classic - TBA
Sat, Nov. 25 - Dee Glen Smith Spectrum - 7:05 p.m. (MT)Randy Rahe
Head CoachDavid Patten
6-8 • Sr. • F

2006-07 Schedule

11/10	Colorado Christian
11/16	at Alaska-Fairbanks
11/18	at Top of the World Classic
11/19	at Top of the World Classic
11/22	Montana Tech
11/25	at Utah State
11/29	at Utah
12/2	BYU
12/5	at Portland
12/9	at Southern Utah
12/16	Portland
12/19	Southern Utah
12/22	at Washington
12/28	*at Northern Colorado
12/30	*at Northern Arizona
1/4	*Idaho State
1/6	*Montana State
1/10	*Portland State
1/11	*Sacramento State
1/18	*at Montana State
1/20	*at Montana
1/25	*at Idaho State
1/27	*Eastern Washington
2/1	*Northern Colorado
2/3	*Northern Arizona
2/7	*at Eastern Washington
2/8	*at Portland State
2/14	*Montana
2/26	*at Sacramento State
3/3-7	at Big Sky Tournament

2005-06 Results

Montana-Western	W 77-66
at Boise State	W 66-61
Montana Tech	W 82-51
Utah	L 62-67
at Southern Utah	L 47-68
Boise State	L 66-74
at Utah Valley State	L 49-68
Utah State	L 60-69
at BYU	L 54-80
Southern Utah	W 85-72
at IPFW	W 74-67
Utah Valley State	W 69-62
at Wyoming	L 48-58
*at Montana State	L 65-81
*at Montana	L 65-71
*Northern Arizona	L 82-88
*Sacramento State	L 66-73
*at Portland State	L 59-73
*at Eastern Washington	L 50-59
*Idaho State	W 66-61
*Montana	W 72-67
*Montana State	W 67-56
*at Sacramento State	W 76-73
*at Northern Arizona	L 69-77
*Eastern Washington	L 73-76
*Portland State	L 66-77

General Information

LocationOgden, Utah
 Founded1889
 Enrollment18,000
 ColorsRoyal Purple & White
 NicknameWildcats
 ConferenceBig Sky
 ArenaDee Events Center
 Capacity12,000
 PresidentDr. F. Ann Millner
 Athletics DirectorJerry Graybeal
 Ticket Office(801) 626-8666

Coaching Staff

Head CoachRandy Rahe
 Alma MaterBuena Vista '82
 Overall Record0-0 (1st yr)
 School Record0-0 (1st yr)
 Record vs. USU0-0
 Assistant Coaches
 Eric Duff(Sterling College '95)
 Jeff Lindner(Western State '00)
 Tim Gardner(Puget Sound '99)

Team Information

2005-06 Record10-17
 Conference W-L4-10/T-7th
 PostseasonNone
 Starters (R/L)1/4
 Letterwinners (R/L)2/9
 Newcomers11

Series Information

OverallUSU leads 32-24
 USU at home19-8
 USU on the road13-15
 USU at neutral sites0-2
 Current series streakUSU—4 wins
 Last meeting12-10-05 (69-60 USU)

Media Relations

Basketball SIDBrad Larsen
 Office Phone(801) 626-6010
 Cell Phone(801) 698-9548
 Fax(801) 626-6490
 E-Mailblarsen3@weber.edu
 Press Row(801) 626-6588
 Websitewww.weber.edu/athletics

2006-07 Roster

No.	Name	Pos.	Ht.	Yr.	Hometown (Last School)
3	Eric Turner	G	6-3	Jr.	Westfield, N.J. (San Francisco CC)
4	Jake Orchard	G/F	6-4	Fr.	Salt Lake City, Utah (Highland HS)
5	Jamaine Nance	G	6-1	Jr.	Huntsville, Ala. (Central Florida)
10	Dezmon Harris	G	6-1	Jr.	Fort Worth, Texas (Howard JC)
11	Arturas Valeika	F/C	6-9	Jr.	Vilnius, Lithuania (Midland JC)
15	T.J. Benson	G	5-10	So.	Tempe, Ariz. (Mesa JC)
21	Ty Sparrow	F	6-4	Sr.	North Ogden, Utah (Weber HS)
22	Dan Henry	F/G	6-5	Sr.	Orem, Utah (Snow JC)
23	Brody Van Brocklin	G	6-2	Jr.	Kaysville, Utah (Salt Lake CC)
24	David Patten	F	6-8	Sr.	Placentia, Calif. (Pepperdine)
31	Daviin Davis	F/G	6-4	So.	Midland, Texas (Midland JC)
32	Mitch Scholer	F	6-6	Fr.	Syracuse, Utah (Clearfield HS)
40	Steve Panos	C/F	6-8	Fr.	Salt Lake City, Utah (Highland HS)
44	Tyler Billings	F/C	6-8	Jr.	Smithfield, Utah (Eastern Utah)
45	Juan Pablo Silveira	G	6-3	So.	Salto, Uruguay (Mt. Vernon Academy)
54	G.B. Burningham	F	6-5	So.	Ogden, Utah (Clark CC)

South Dakota State

Wed., Nov. 29 - Frost Arena - 6:05 p.m. (MT)



Scott Nagy
Head Coach



Matt Caldwell
6-3 • So. • G



2006-07 Schedule

11/10	vs. Kent State
11/11	at BCA Classic
11/12	at BCA Classic
11/16	Idaho
11/22	at Wisconsin-Milwaukee
11/24	at Northern Iowa
11/27	Arkansas State
11/29	Utah State
12/3	at Denver
12/7	at Minnesota
12/10	at Montana
12/16	at Wisconsin-Green Bay
12/19	at UMKC
12/22	Montana State
12/30	at Idaho
1/6	Central Florida
1/13	at Butler
1/21	at CS Northridge
1/25	Utah Valley State
1/27	Texas-Pan American
1/29	Middle Tennessee
2/3	North Dakota State
2/8	at New Jersey Tech
2/10	at IPFW
2/15	at Texas-Pan American
2/17	at Utah Valley State
2/20	CS Northridge
2/24	at North Dakota State
3/1	IPFW
3/3	New Jersey Tech

2005-06 Results

at Kentucky	L 54-71
vs. Northern Colorado	W 61-59
at Illinois	L 65-90
Southeast Missouri State	L 68-75
Cal State Fullerton	L 70-82
at Marquette	L 52-87
Wisconsin-Milwaukee	L 51-76
at Nebraska	L 67-76
Denver	W 81-78
UMKC	W 72-65
Manhattan (NY)	L 70-73
at Minnesota	L 61-80
Butler	L 48-85
at Montana State	L 73-78
Utah Valley State	W 66-56
at North Dakota State	L 56-86
at Central Florida	W 69-64
at Idaho State	L 72-89
at Utah State	L 51-72
at Utah Valley State	L 41-62
SW Minnesota State	W 70-66
IPFW	L 38-58
Texas-Pan American	W 75-58
at Middle Tennessee	L 82-89
North Dakota State	W 67-65
at IPFW	L 54-75
at Texas-Pan American	W 57-53
at San Diego State	L 63-88
at Cal State Fullerton	L 82-95

General Information

Location	Brookings, S.D.
Founded	1881
Enrollment	11,021
Colors	Yellow & Blue
Nickname	Jackrabbits
Conference	Independent
Arena	Frost Arena
Capacity	8,000
President	Dr. Peggy Miller
Athletics Director	Dr. Fred Oien
Ticket Office	(605) 688-5422

Coaching Staff

Head Coach	Scott Nagy
Alma Mater	Delta State '88
Overall Record	229-97 (11 yrs)
School Record	229-97 (11 yrs)
Record vs. USU	0-1
Assistant Coaches	
Troy Larson	(Morningside '95)
Deryl Cunningham	(Kansas State '94)
Rob Klinkfus	(Buena Vista '00)

Team Information

2005-06 Record	9-20
Conference W-L	NA
Postseason	None
Starters (R/L)	2/3
Letterwinners (R/L)	5/9
Newcomers	11

Series Information

Overall	USU leads 3-0
USU at home	3-0
USU on the road	0-0
USU at neutral sites	0-0
Current series streak	NA
Last meeting	1-27-06 (72-51 USU)

Media Relations

Basketball SID	Ryan Sweeter
Office Phone	(605) 688-4822
Cell Phone	(605) 376-4422
Fax	(605) 688-5999
E-Mail	ryan.sweeter@sdsstate.edu
Press Row	(605) 688-4623
Website	www.gojacks.com

2006-07 Roster

No.	Name	Pos.	Ht.	Yr.	Hometown (Last School)
3	Mackenzie Casey	G	6-0	Jr.	Wounded Knee, S.D. (Red Cloud HS)
10	Jose Frias	G	6-2	Sr.	New York City, N.Y. (Allan Hancock JC)
20	Garrett Callahan	G	6-2	Fr.	Seneca, Ill. (Seneca HS)
22	Andy Kleinjan	G	6-3	Sr.	Bruce, S.D. (Sioux Valley HS)
23	Kai Williams	F	6-5	Fr.	Regina, Saskatchewan (Campbell Collegiate)
24	Matt Caldwell	G	6-3	So.	St. Paul, Minn. (Cretin-Durham Hall HS)
30	Blake Yackley	F	6-5	R-Fr.	Onida, S.D. (Sully Buttes HS)
32	Ryan Hoogeveen	G	6-3	Fr.	Hull, Iowa (Boydell-Hull HS)
34	Cam Hornby	G	6-0	R-Fr.	Winnipeg, Manitoba (Glenlawn Collegiate)
40	Mario Brandon	F	6-6	Jr.	Chicago, Ill. (Curie HS)
42	Thomas Bassett	F	6-5	Fr.	Denison, Iowa (Denison HS)
44	Mark Engen	F/C	6-10	R-Fr.	Lamberton, Minn. (Red Rock Central HS)
52	Robert Blitiz	F/C	6-10	R-Fr.	Plymouth, Minn. (West Luthern HS)
54	Michael Loney	F	6-6	Jr.	Humboldt, Iowa (Humboldt HS)
	Anthony Cordova	F	6-6	Fr.	Sioux Falls, S.D. (Roosevelt HS)
	Troy Wilp	G	6-0	Jr.	Yale, S.D. (James Valley Christian HS)

Idaho State

Sat., Dec. 2 - Dee Glen Smith Spectrum - 7:05 p.m. (MT)



Joe O'Brien
Head Coach



David Schroeder
6-2 • Sr. • G



2006-07 Schedule

11/13	at Guardian's Classic
11/14	at Guardian's Classic
11/18	at BYU
11/21	Montana-Western
11/25	at Texas A&M
11/29	Carroll
12/2	at Utah State
12/6	Idaho
12/9	UC Davis
12/17	at Oregon
12/19	Utah Valley State
12/21	at Illinois
12/30	at Boise State
1/4	*at Weber State
1/6	*at Sacramento State
1/11	*Eastern Washington
1/13	*Northern Colorado
1/18	*at Montana
1/20	*at Montana State
1/25	*Weber State
1/27	*Portland State
2/1	*Northern Arizona
2/3	*Sacramento State
2/8	*at Northern Colorado
2/10	*at Northern Arizona
2/22	*at Eastern Washington
2/24	*at Portland State
2/26	*Montana
2/27	*Montana State
3/3-7	at Big Sky Tournament

Coaching Staff

Head Coach	Joe O'Brien
Alma Mater	Monmouth '77
Overall Record	0-0 (1st yr)
School Record	0-0 (1st yr)
Record vs. USU	0-0
Assistant Coaches	
Steve Swanson	(Monmouth '92)
Geoff Alexander	(Western Illinois '00)
Rodrick Rhodes	(Southern California '97)

Team Information

2005-06 Record	13-14
Conference W-L	4-10/T-7
Postseason	None
Starters (R/L)	2/3
Letterwinners (R/L)	5/6
Newcomers	8

Series Information

Overall	USU leads 30-13
USU at home	12-2
USU on the road	5-4
USU at neutral sites	0-0
Current series streak	USU—8 wins
Last meeting	12-13-03 (73-62 USU)

Media Relations

Basketball SID	Frank Mercogliano
Office Phone	(208) 282-2621
Cell Phone	(208) 406-3570
Fax	(208) 282-3659
E-Mail	mercfran@isu.edu
Press Row	(208) 282-5572
Website	www.isubengals.com

2006-07 Roster

No.	Name	Pos.	Ht.	Yr.	Hometown (Last School)
1	Amorow Morgan	G	6-5	Fr.	Memphis, Tenn. (Patterson Prep)
3	Akbar Abdul-Ahad	G	6-0	Sr.	Minneapolis, Minn. (Indian Hills CC)
4	Logan Kinghorn	G/F	6-5	Jr.	Rigby, Idaho (Rigby HS)
15	Kyle Hopkins	G	6-2	Jr.	Santa Barbara, Calif. (Arizona)
20	Donnie Carson	G	6-2	Fr.	Detroit, Mich. (Livonia Clarenceville HS)
21	Tony Jones	G/F	6-7	Jr.	Payallup, Wash. (Puyallup HS)
23	Austin Kilpatrick	G	6-6	Fr.	Lake Oswego, Ore. (Lakeridge HS)
25	Daniel Brady	F	6-8	Fr.	Salmon, Idaho (Salmon HS)
30	David Schroeder	G	6-2	Sr.	Pocatello, Idaho (Century HS)
31	Matt Stucki	G	6-5	So.	San Diego, Calif. (Cathedral HS)
33	Demetrius Monroe	F/C	6-8	Fr.	San Antonio, Texas (Hill JC)
42	Jon Ofegbu	C	6-9	Sr.	Sacramento, Calif. (Yuba College)
45	Nicholas Rhodes	C	6-8	Sr.	Nampa, Idaho (Skyview HS)
54	Tom Taylor	C	6-11	Fr.	Beaverton, Ore. (Beaverton HS)
	Paul Martin	G	6-0	Fr.	Burlington, Iowa (SE Iowa CC)
	Cory O'Brien	G	6-4	Jr.	

Utah

Wed., Dec. 6 - Dee Glen Smith Spectrum - 7:05 p.m. (MT)

Ray Giacoletti
Head CoachLuke Nevill
7-1 • So. • C**General Information**

Location Salt Lake City, Utah
 Founded 1850
 Enrollment 29,019
 Colors Crimson & White
 Nickname Utes
 Conference Mountain West
 Arena Jon M. Huntsman Center
 Capacity 15,000
 President Michael K. Young
 Athletics Director Dr. Chris Hill
 Ticket Office (801) 581-UTIX (8849)

Coaching Staff

Head Coach Ray Giacoletti
 Alma Mater Minot State '85
 Overall Record 160-104 (9 yrs)
 School Record 43-21 (2 yrs)
 Record vs. USU 1-1
 Assistant Coaches
 Marty Wilson (Pepperdine '89)
 Mike Score (Washington '96)
 Chris Jones (Utah '94)

Team Information

2005-06 Record 14-15
 Conference W-L 6-10/6th
 Postseason None
 Starters (R/L) 4/1
 Letterwinners (R/L) 6/5
 Newcomers 8

Series Information

Overall Utah leads 127-90
 USU at home 57-51
 USU on the road 32-77
 USU at neutral sites 0-0
 Current series streak UU—1 win
 Last meeting 11-30-05 (67-66 UU)

Media Relations

Basketball SID Mike Lageschulte
 Office Phone (801) 587-9162
 Cell Phone (801) 557-2322
 Fax (801) 581-4358
 E-Mail mlageschulte@huntsman.utah.edu
 Press Row (801) 581-6657
 Website www.UtahUtes.com

2006-07 Roster

No.	Name	Pos.	Ht.	Yr.	Hometown (Last School)
0	Curtis Eatmon	G	6-3	Fr.	Rancho Cucamonga, Calif. (Los Osos HS)
1	Johnnie Bryant	G	6-0	Jr.	Oakland, Calif. (San Francisco CC)
2	Lawrence Borha	G	6-3	So.	Staten Island, N.Y. (Stoneridge Prep)
3	Chris Grant	G	6-3	Jr.	Salt Lake City, Utah (East HS)
5	Luka Dica	G	6-5	Fr.	Belgrade, Serbia (Dimitrije Turcovic HS)
13	Stephen Weigh	G/F	6-6	Fr.	Rockhampton, Australia (Lake Glinendera HS)
14	Kim Tillie	F	6-9	Fr.	Cognes-sur-Mer, France (De La Fontaine HS)
15	Craig Cusick	G	6-2	Fr.	Orem, Utah (Orem HS)
21	Shaun Green	F	6-8	So.	Salt Lake City, Utah (Olympus HS)
25	Sayre Brennan	F	6-6	Jr.	Bridgehampton, N.Y. (Suffolk CC)
30	Daniel Deane	F	6-8	Fr.	Park City, Utah (Judge Memorial HS)
32	Ricky Johns	G	6-3	Sr.	Bronx, N.Y. (Monroe College)
41	Misha Radojevic	C/F	6-10	R-Jr.	Belgrade, Serbia (Polytechnic Academy)
50	Luke Nevill	C	7-1	So.	Perth, Australia (Kell HS)
51	David Foster	C	7-2	Fr.	Lake Forest, Calif. (El Toro HS)

Utah Valley State

Sat., Dec. 9 - McKay Center - 7:05 p.m. (MT)
Wed., Jan. 10 - Dee Glen Smith Spectrum - 7:05 p.m. (MT)Dick Hunsaker
Head CoachDavid Heck
6-6 • Sr. • F**General Information**

Location Orem, Utah
 Founded 1941
 Enrollment 25,000
 Colors Forest Green, Gold & White
 Nickname Wolverines
 Conference Independent
 Arena McKay Center
 Capacity 8,500
 President Bill Sederburg
 Athletics Director Mike Jacobsen
 Ticket Office (801) 863-7469

Coaching Staff

Head Coach Dick Hunsaker
 Alma Mater Weber State '77
 Overall Record 248-109 (12 yrs)
 School Record 82-36 (4 yrs)
 Record vs. USU 0-0
 Assistant Coaches
 Isaac Turley (BYU-Hawai'i '01)
 Andy Hipsher (Akron '04)

Team Information

2005-06 Record 16-13
 Conference W-L NA
 Postseason None
 Starters (R/L) 4/1
 Letterwinners (R/L) 5/9
 Newcomers 7

Series Information

Overall First Meeting
 USU at home 0-0
 USU on the road 0-0
 USU at neutral sites 0-0
 Current series streak NA
 Last meeting NA

Media Relations

Basketball SID Steve Schaack
 Office Phone (801) 863-6231
 Cell Phone (801) 372-3373
 Fax (801) 863-8813
 E-Mail schaackst@uvsc.edu
 Press Row (801) 863-5209
 Website www.wolverinegreen.com

2006-07 Roster

No.	Name	Pos.	Ht.	Yr.	Hometown (Last School)
4	Josh Olsen	G	6-1	So.	Sandy, Utah (Alta HS)
5	Matt Peterson	F	6-4	Sr.	Logan, Utah (Treasure Valley CC)
10	Ryan Toolson	G	6-3	So.	Gilbert, Ariz. (Gilbert HS)
11	Chris Bailey	G	6-0	Sr.	Houston, Texas (Hartnell JC)
12	Richard Troyer	F	6-5	Jr.	Belize City, Belize (St. Johns HS)
23	Joe Walker	C	6-8	Jr.	Long Beach, Calif. (Compton CC)
25	David Heck	F	6-7	Sr.	Arlington, Texas (James Bowie HS)
30	Brian Anderson	F	6-8	So.	Lamar, Colo. (Lamar HS)
32	Jordan Brady	F	6-6	Jr.	Vernal, Utah (Salt Lake CC)
33	Peter Brown	F	6-6	Sr.	Murrieta, Calif. (Mt. San Jacinto JC)
50	Brett Ravenberg	C	6-8	So.	Katy, Texas (Katy HS)

2006-07 Schedule

11/10	Montana State
11/13	Montana
11/15	at California
11/18	Great Falls
11/25	at Western Illinois
11/29	at Southern Utah
12/2	at Portland State
12/5	at UMKC
12/9	Utah State
12/16	at Montana State
12/19	at Idaho State
12/22	Southern Utah
12/30	Albany
1/2	UMKC
1/6	at UC Davis
1/10	at Utah State
1/15	Longwood
1/20	Johnson & Wales (Colo.)
1/25	at South Dakota State
1/27	at North Dakota State
2/1	New Jersey Tech
2/3	IPFW
2/6	UC Davis
2/10	at Texas-Pan American
2/15	North Dakota State
2/17	South Dakota State
2/22	at IPFW
2/24	at New Jersey Tech
3/3	Texas-Pan American

2005-06 Results

vs. Colgate	L 42-55
vs. Maryland-Eastern Shore	L 72-75
Texas State	W 77-45
Western Illinois	W 82-69
at Idaho State	L 56-72
at Montana	L 56-75
Sacramento State	W 71-69
at Weber State	W 68-49
at Arizona State	W 75-71
at Boise State	L 62-79
at Cleveland State	L 69-70
Montana Tech	W 79-54
at Weber State	L 62-69
High Point	L 69-82
at North Dakota State	L 52-61
at South Dakota State	L 56-66
at Albany	L 61-72
North Dakota State	W 67-65
Northern Colorado	W 71-65
Texas A&M-Corpus Christi	W 69-64
Texas-Pan American	W 75-64
South Dakota State	W 62-41
UMKC	W 63-61
at Texas-Pan American	W 55-52
at Texas A&M-Corpus Christi	L 64-75
Johnson & Wales	W 70-42
Idaho State	L 67-68
at Northern Colorado	W 75-61
at Longwood	W 73-63

Brigham Young

Sat., Dec. 16 - Marriott Center - 4:05 p.m. (MT)



Dave Rose
Head Coach



Trent Plaisted
6-11 • So. • F/C



General Information

Location Provo, Utah
Founded 1875
Enrollment 33,278
Colors Blue, White & Tan
Nickname Cougars
Conference Mountain West
Arena Marriott Center
Capacity 22,700
President Cecil O. Samuelson
Athletics Director Tom Holmoe
Ticket Office (801) 422-BYU1

Coaching Staff

Head Coach Dave Rose
Alma Mater Houston '83
Overall Record 20-9 (1 yr)
School Record 20-9 (1 yr)
Record vs. USU 0-1
Assistant Coaches
Dave Rice (UNLV '91)
John Wardenburg (BYU '86)
Walter Roese (BYU-Hawai'i '94)

Team Information

2005-06 Record 20-9
Conference W-L 12-4/T-2nd
Postseason NIT (0-1)
Starters (R/L) 4/1
Letterwinners (R/L) 9/4
Newcomers 5

Series Information

Overall BYU leads 133-90
USU at home 58-51
USU on the road 32-82
USU at neutral sites 0-0
Current series streak USU—4 wins
Last meeting 12-22-05 (91-80 USU)

Media Relations

Basketball SID Brett Pyne
Office Phone (801) 422-4912
Cell Phone (801) 367-1631
Fax (801) 422-0633
E-Mail brett_pyne@byu.edu
Press Row (801) 422-3675
Website www.byucougars.com

2006-07 Roster

No.	Name	Pos.	Ht.	Yr.	Hometown (Last School)
1	Rashaun Broadus	G	6-0	Sr.	Waiānae, Hawai'i (Western Nebraska CC)
2	Mike Rose	G	6-3	Sr.	Houston, Texas (Spring Woods HS)
3	Keena Young	F	6-6	Sr.	Beaumont, Texas (South Plains College)
5	Jordan Cameron	G/F	6-5	Fr.	Newbury Park, Calif. (Newbury Park HS)
10	Vuk Ivanovic	C/F	6-10	R-Jr.	Pancevo, Serbia (Seton Hill)
13	Austin Ainge	G	6-2	Sr.	Gilbert, Ariz. (Highland HS)
15	Fernando Malaman	F	6-9	Sr.	Limeira, Brazil (Arizona Western)
20	Sam Burgess	G	6-3	Jr.	Alpine, Utah (Snow College)
23	Jimmy Balderson	G	6-6	Sr.	Magrath, Alberta (Magrath HS)
24	Ben Murdock	G	6-2	Jr.	Bountiful, Utah (Dixie State)
30	Lee Cummmard	G	6-6	So.	Mesa, Ariz. (Mesa HS)
31	Brock Zylstra	G/F	6-6	Fr.	La Verne, Calif. (Bonita HS)
44	Trent Plaisted	F/C	6-11	So.	San Antonio, Texas (Clark HS)
45	Jonathan Tavernari	G/F	6-6	Fr.	Sao Bernardo, Brazil (Bishop Gorman HS)
50	Gavin MacGregor	F/C	6-9	So.	Ridgecrest, Calif. (Burroughs HS)

2006-07 Schedule

11/15	at UCLA
11/18	Idaho State
11/22	Portland
11/24	Southern Utah
11/29	at Boise State
12/2	at Weber State
12/6	San Jose State
12/9	at Michigan State
12/13	at Lamar
12/16	Utah State
12/22	Western Oregon
12/28	Liberty
12/29	Oral Roberts
12/30	Seton Hall
1/6	*San Diego State
1/10	*TCU
1/13	*at UNLV
1/16	*Wyoming
1/20	*at Colorado State
1/24	*at New Mexico
1/27	*Air Force
1/31	*at Utah
2/3	*UNLV
2/6	*at Wyoming
2/10	*at TCU
2/14	*New Mexico
2/21	*Colorado State
2/24	*at San Diego State
2/27	*at Air Force
3/3	*Utah
3/6-10	at Mountain West Tournament

2005-06 Results

Loyola Marymount	L 71-83
at Washington State	W 76-68
Southern Utah	W 86-61
vs. Lamar	W 97-74
at USC	L 68-74
Boise State	W 80-77
Northern Kentucky	W 65-46
Weber State	W 80-54
at Utah State	L 80-91
Eastern Washington	W 97-66
Tulsa	W 68-49
*at Air Force	L 59-75
*Utah	W 72-60
*at UNLV	L 72-82
*Wyoming	W 80-67
*at San Diego State	L 61-88
*TCU	W 89-80 at
*at Colorado State	W 86-84
*at New Mexico	W 77-71
*Air Force	W 65-59
*at Utah	L 60-79
*UNLV	W 75-72
*at Wyoming	W 74-68
*San Diego State	W 100-90
*at TCU	W 81-72
*Colorado State	W 77-69
*New Mexico	W 76-68
vs. Utah (MWCT)	L 70-74
at Houston (NIT)	L 67-77

IPFW

Thur., Dec. 21 - Dee Glen Smith Spectrum - 7:05 p.m. (MT)



Dane Fife
Head Coach



Tyler Best
6-9 • Sr. • F



General Information

Location Fort Wayne, Ind.
Founded 1964
Enrollment 11,757
Colors Royal Blue & White
Nickname Mastodons
Conference Independent
Arena Memorial Coliseum
Capacity 11,500
Chancellor Dr. Michael A. Wartell
Athletics Director Mark A. Pope
Ticket Office (260) 481-6617

Coaching Staff

Head Coach Dane Fife
Alma Mater Indiana '02
Overall Record 10-18 (1 yr)
School Record 10-18 (1 yr)
Record vs. USU 0-0
Assistant Coaches
Jeff Tungate (Oakland '93)
Tony Jasick (Mars Hill '00)
Terry Johnson (IPFW '98)

Team Information

2005-06 Record 10-18
Conference W-L NA
Postseason None
Starters (R/L) 4/1
Letterwinners (R/L) 9/1
Newcomers 4

Series Information

Overall IPFW leads 1-0
USU at home 0-0
USU on the road 0-1
USU at neutral sites 0-0
Current series streak IPFW—1 win
Last meeting 12-7-04 (64-59 IPFW)

Media Relations

Basketball SID Rudy Yovich
Office Phone (260) 481-6646
Cell Phone (260) 402-6599
Fax (260) 481-6002
E-Mail yovichr@ipfw.edu
Press Row (260) 449-4811
Website www.gomastodons.com

2006-07 Roster

No.	Name	Pos.	Ht.	Yr.	Hometown (Last School)
2	Jakari Johnson	G	6-4	So.	Grand Rapids, Mich. (Ottawa Hills HS)
3	DeWitt Scott	F	6-6	Jr.	Chicago, Ill. (Md. Eastern Shore)
4	Justin Hawkins	F	6-6	Sr.	Garrett, Ind. (Garrett HS)
5	Quintin Carouthers	G	6-3	Sr.	Flint, Mich. (Flint Central HS)
11	Pat Lepper	G/F	6-5	Jr.	Jacksonville, Fla. (John Wood CC)
12	Kyle Savely	G	6-0	So.	Corydon, Ind. (Corydon Central HS)
15	Demetrius Johnson	G	6-4	So.	Cleveland, Ohio (Kent State)
22	Chris Perkins	G	6-2	Jr.	Villa Park, Ill. (Triton CC)
25	Keevan Miller	G	6-1	Fr.	Clarksville, Ind. (Providence HS)
30	Terry Jenkins	G/F	6-3	Fr.	Muncie, Ind. (Muncie Central HS)
31	Tyler Best	F	6-9	Sr.	Lafayette, Ind. (Paris JC)
34	Jaraun Burrows	F	6-8	Jr.	Nassau, Bahamas (Volunteer State CC)
44	Armend Ademiri	F	6-9	Jr.	Pristina, Kosovo (Odessa College)
50	Zeljko Egeric	F	6-9	Jr.	Split, Croatia (Life Center Academy)

2006-07 Schedule

11/10	at Notre Dame
11/13	Valparaiso
11/15	Rochester
11/19	Indiana State
11/21	at Western Illinois
11/25	IUPUI
11/29	at Southeast Missouri State
12/2	at Air Force
12/6	at Michigan State
12/9	Kent State
12/16	at IUPUI
12/18	Marygrove
12/21	at Utah State
12/31	at Eastern Michigan
1/2	at Wright State
1/4	Anderson
1/9	Western Illinois
1/13	New Jersey Tech
1/20	at Loyola-Chicago
1/22	at Valparaiso
2/1	at Texas-Pan American
2/3	at Utah Valley State
2/8	North Dakota State
2/10	South Dakota State
2/17	at New Jersey Tech
2/22	Utah Valley State
2/24	Texas-Pan American
3/1	at South Dakota State
3/3	at North Dakota State

2005-06 Results

Loyola-Chicago	L 61-69
at Southeast Missouri State	W 65-64
Valparaiso	L 68-74
at Michigan State	L 73-84
at Toledo	L 65-85
Marygrove	W 80-54
at Illinois State	L 36-65
at Kent State	L 61-86
Notre Dame	L 63-65
at Purdue	L 69-79
Weber State	L 67-74
at Penn State	L 59-74
at Air Force	L 42-77
at Indiana State	W 54-46
Longwood	W 92-90 at
Tri State	W 75-61
at Valparaiso	L 72-88
at Texas A&M- Corpus Christi	L 71-77
at Texas-Pan American	W 61-56
at Longwood	L 59-60
at North Dakota State	L 59-71
at South Dakota State	W 58-38
at Northwestern	L 49-73
Texas A&M-Corpus Christi	L 64-79
at Northern Colorado	L 61-79
South Dakota State	W 75-54
North Dakota State	W 72-64
Texas-Pan American	W 55-54

Santa Clara

Sat., Dec. 23 - Leavey Center - 2:05 p.m. (MT)



Dick Davey
Head Coach



Brody Angley
5-11 • Jr. • G



2006-07 Schedule

11/14	Holy Names
11/18	Utah
11/20	at California
11/25	Nevada
11/27	San Jose State
11/29	Hawai'i
12/1	vs. Alabam State
12/2	at Missouri State
12/9	at Pacific
12/11	Eastern Washington
12/16	at Stanford
12/19	at Kentucky
12/23	Utah State
12/28	Colgate
12/29	Cable Car Classic
1/6	*Saint Mary's
1/13	*Gonzaga
1/15	*Portland
1/20	*at San Diego
1/22	*at San Francisco
1/27	*Pepperdine
1/29	*Loyola Marymount
2/3	*at Saint Mary's
2/5	*San Francisco
2/10	*at Portland
2/12	*at Gonzaga
2/17	*San Diego
2/24	*at Pepperdine
2/26	*at Loyola Marymount
3/2-5	at West Coast Tournament

2005-06 Results

CS Stanislaus	W 97-53
at UC Irvine	L 70-78
Pacific	W 63-60
at San Jose State	W 47-46
at Mississippi State	L 69-82
Cal Poly	W 73-58
at Oregon	L 66-75
at North Carolina	L 58-76
Noire Dame De Namur	W 85-36
Montana	L 56-67
UC Riverside	W 63-61
Bucknell	W 77-68
*Portland	W 87-77
*Gonzaga	L 68-81
*at San Diego	L 69-75
*at Loyola Marymount	L 62-72
*at Pepperdine	L 45-65
*San Francisco	L 64-72
*San Diego	L 66-81
*at Gonzaga	L 71-85
*at Portland	W 80-56
*at Saint Mary's	L 69-76
at Hawai'i	L 57-67
*at San Francisco	W 83-78
*Loyola Marymount	W 81-70
*Pepperdine	W 62-56
vs. Portland (WCC)	W 72-68
vs. Saint Mary's (WCC)	L 72-76

General Information

Location Santa Clara, Calif.
Founded 1851
Enrollment 8,397
Colors Red & White
Nickname Broncos
Conference West Coast
Arena Leavey Center
Capacity 4,500
President Rev. Paul Locatelli
Athletics Director Dan Coonan
Ticket Office (408) 554-4660

Coaching Staff

Head Coach Dick Davey
Alma Mater Pacific '64
Overall Record 230-180 (14 yrs)
School Record 230-180 (14 yrs)
Record vs. USU 0-1
Assistant Coaches
Steve Seandel (San Jose State '81)
Sam Sculli (Stanford '94)
Lloyd Pierce (Santa Clara '98)

Team Information

2005-06 Record 13-16
Conference W-L 5-9/T-6th
Postseason None
Starters (R/L) 4/1
Letterwinners (R/L) 9/3
Newcomers 6

Series Information

Overall USU leads 3-2
USU at home 1-1
USU on the road 0-1
USU at neutral sites 2-0
Current series streak USU—1 win
Last meeting 11-17-00 (76-67 USU)

Media Relations

Basketball SID Jed Mettee
Office Phone (408) 554-2114
Cell Phone (408) 718-1222
Fax (408) 554-6942
E-Mail jmettee@scu.edu
Press Row (408) 554-4655
Website www.SantaClaraBroncos.com

2006-07 Roster

No.	Name	Pos.	Ht.	Yr.	Hometown (Last School)
00	Josh Higgins	C	7-0	Jr.	Dayton, Ohio (Western Kentucky)
3	Calvin Johnson	G	6-2	So.	Morton, Texas (Morton HS)
5	Brody Angley	G	5-11	Jr.	Redding, Calif. (Enterprise HS)
10	Brandon Rohe	G	6-4	Sr.	San Juan Capistrano, Calif. (Santa Margarita HS)
11	Jonathan Gunderson	G	6-4	Fr.	Laguna Hills, Calif. (Santa Margarita HS)
12	Scott Dougherty	G	6-4	Jr.	Portland, Ore. (Jesuit HS)
13	Okechukwu Mbanugo	F	6-9	So.	Fremont, Calif. (American HS)
15	Sean Denison	C	6-11	Sr.	Nelson, B.C. (L.V. Rogers HS)
21	Mitch Henke	F	6-7	Jr.	Minnetonka, Minn. (Hopkins HS)
23	Danny Pariseau	G	5-11	Jr.	Spokane, Wash. (Eastern Washington)
24	Cedric Latimer	F/G	6-5	Fr.	Los Angeles, Calif. (Windward HS)
33	Domineek Daniel	G	6-3	So.	Barstow, Calif. (Barstow HS)
34	Tristan Parham	F	6-8	Sr.	Chicago, Ill. (Coffeyville CC)
44	Joey Kaempf	G	6-1	Sr.	Portland, Ore. (Jesuit HS)
54	John Bryant	C	6-10	So.	San Pablo, Calif. (Pinole Valley HS)

CS Bakersfield

Sat., Dec. 30 - Dee Glen Smith Spectrum - 7:05 p.m. (MT)



Keith Brown
Head Coach



Dwuan Rice
5-11 • Sr. • G



2006-07 Schedule

11/11	at Pacific
11/17	at Long Beach State
11/19	at Loyola Marymount
12/1	*at San Francisco State
12/2	*at CS Monterey Bay
12/5	at San Diego
12/9	at Saint Mary's
12/14	at Pepperdine
12/21	*at Cal State LA
12/29	at Utah State
1/5	*at CS Stanislaus
1/6	*at Chico State
1/12	*CS Dominguez Hills
1/13	*UC San Diego
1/18	*Sonoma State
1/20	*Humboldt State
1/26	*at Cal Poly Pomona
1/27	*at CS San Bernardino
2/1	*CS Monterey Bay
2/3	*San Francisco State
2/6	*Cal State LA
2/8	*Chico State
2/10	*CS Stanislaus
2/16	*at UC San Diego
2/17	*at CS Dominguez Hills
2/22	*at Humboldt State
2/24	*at Sonoma State
3/2	*CS San Bernardino
3/3	*Cal Poly Pomona

General Information

Location Bakersfield, Calif.
Founded 1970
Enrollment 7,000
Colors Blue & Gold
Nickname Roadrunners
Conference California Collegiate
Arena Icardo Center
Capacity 3,880
President Dr. Horace Mitchell
Athletics Director Rudy Carvajal
Ticket Office (661) 654-2583

Coaching Staff

Head Coach Keith Brown
Alma Mater Pacific '78
Overall Record 62-106 (6 yrs)
School Record 21-8 (1 yr)
Record vs. USU 0-0
Assistant Coaches
Brian Dignan (BYU '00)
John Mosley (The Master's College '96)
Geoff Probst (San Diego '93)

Team Information

2005-06 Record 21-8
Conference W-L 15-5/2nd
Postseason NCAA (1-1)
Starters (R/L) 3/2
Letterwinners (R/L) 5/3
Newcomers 10

Series Information

Overall USU leads 1-0
USU at home 1-0
USU on the road 0-0
USU at neutral sites 0-0
Current series streak USU—1 win
Last meeting 1-4-77 (110-89 USU)

Media Relations

Basketball SID Kevin Gilmore
Office Phone (661) 654-6071
Cell Phone (661) 428-1278
Fax (661) 654-6978
E-Mail kgilmore@csub.edu
Press Row (661) 654-321-9773
Website www.gorunners.com

2006-07 Roster

No.	Name	Pos.	Ht.	Yr.	Hometown (Last School)
3	Dwuan Rice	G	5-11	Sr.	Pasadena, Calif. (Los Angeles CC)
4	Randall Harding	G	6-2	Sr.	Oklahoma City, Okla. (Contra Costa CC)
10	Curry McKinney	G	6-3	Fr.	Simi Valley, Calif. (Simi Valley HS)
11	Donavan Bragg	G	6-2	Fr.	Inglewood, Calif. (Serra HS)
12	Trent Blakley	F	6-4	Fr.	Alta Loma, Calif. (Alta Loma HS)
20	Robert Rose	G	6-2	Fr.	Sacramento, Calif. (Sheldon HS)
21	Brandon Robinson	G	6-2	Jr.	Los Angeles, Calif. (Millikan HS)
22	Mike Lofton	G	6-2	Fr.	Los Angeles, Calif. (King-Drew HS)
23	Zack Grasmick	G	6-2	Jr.	Strathmore, Calif. (Granite Hills HS)
25	Brandon Nevens	F/G	6-3	So.	Long Beach, Calif. (Cerritos JC)
31	Richard Andrews	F	6-3	Sr.	Kingston, Jamaica (SE Illinois)
32	Demarcus Hall	F	6-8	Jr.	Richmond, Calif. (Richmond HS)
33	Carl Dams	F/C	6-9	Sr.	Port St. Luice, Fla. (Pensacola JC)
34	Rick Robinson	F/C	6-8	Jr.	Ocho Rios, Jamaica (SE Illinois)
52	Cory Brown	F	6-9	Fr.	Lakeside, Calif. (El Capitan HS)

Boise State

Thur., Jan. 4 - Taco Bell Arena - 7:05 p.m. (MT)
Wed., Jan. 18 - Dee Glen Smith Spectrum - 7:05 p.m. (MT)



Greg Graham
Head Coach



Coby Karl
6-4 • Sr. • G



2006-07 Schedule

11/10	at Wyoming
11/18	Southern Utah
11/20	at Colorado State
11/25	at Washington State
11/29	Brigham Young
12/3	at Montana
12/6	Montana State
12/9	at CS Northridge
12/16	Sacramento State
12/19	at Loyola Marymount
12/22	Colorado State
12/30	Idaho State
1/4	*Utah State
1/8	*at Nevada
1/11	*Louisiana Tech
1/13	*New Mexico State
1/18	*at Utah State
1/20	*Hawaii
1/25	*Fresno State
1/27	*at Idaho
2/1	*at New Mexico State
2/3	*at Louisiana Tech
2/7	*Idaho
2/10	*at San Jose State
2/17	at BracketBuster
2/22	*San Jose State
2/24	*Nevada
3/1	*at Fresno State
3/3	*at Hawaii
3/6-10	at WAC Tournament

2005-06 Results

Montana	W 90-69
Weber State	L 61-66
Montana State-Northern	W 82-46
at Idaho State	L 79-88
at Weber State	W 74-66
at Brigham Young	L 77-80
Sacramento State	W 70-61
Utah Valley State	W 79-62
at Arizona State	L 49-64
vs. San Francisco	W 69-58
Eastern Washington	W 76-72
*Louisiana Tech	L 72-75
*New Mexico State	W 73-63
*at Utah State	L 69-75
*at Nevada	L 67-81
*San Jose State	W 68-65
*at Hawaii	L 61-72
*Nevada	L 79-82
*at Idaho	W 82-68
*at San Jose State	W 77-75
*Fresno State	W 66-63
*at Louisiana Tech	L 71-81
*Hawaii	L 64-73
*at New Mexico State	L 68-73
CS Northridge	W 82-71
*Utah State	L 62-64
*at Fresno State	L 79-81
*Idaho	W 85-80 2ot
vs. Louisiana Tech (WAC)	L 64-75

General Information

Location	Boise, Idaho
Founded	1932
Enrollment	18,599
Colors	Blue & Orange
Nickname	Broncos
Conference	Western Athletic
Arena	Taco Bell Arena
Capacity	11,500
President	Dr. Robert Kustra
Athletics Director	Gene Bleymaier
Ticket Office	(208) 426-4737

Coaching Staff

Head Coach	Greg Graham
Alma Mater	Oregon '78
Overall Record	84-64 (5 yrs)
School Record	66-59 (4 yrs)
Record vs. USU	0-2
Assistant Coaches	
Andy McCluskey	..(Oregon State '82)
Tim Cleary	..(Carroll College '94)
Julious Coleman	..(Point Loma Nazarene '94)

Team Information

2005-06 Record	14-15
Conference W-L	6-10/7th
Postseason	None
Starters (R/L)	5/1
Letterwinners (R/L)	7/3
Newcomers	4

Series Information

Overall	USU leads 22-16
USU at home	12-0
USU on the road	5-5
USU at neutral sites	1-0
Current series streak	USU—3 wins
Last meeting	2-23-06 (64-62 USU)

Media Relations

Basketball SID	Todd Miles
Office Phone	(208) 426-3868
Cell Phone	(208) 989-1010
Fax	(208) 426-1778
E-Mail	tmiles@boisestate.edu
Press Row	(208) 426-1503
Website	www.broncosports.com

2006-07 Roster

No.	Name	Pos.	Ht.	Yr.	Hometown (Last School)
1	Shawn Rouse	F	6-7	Fr.	San Antonio, Texas (John Jay HS)
2	Kenny Wilson	G	6-4	Sr.	San Antonio, Texas (McLennan CC)
3	Eric Lane	G	6-0	Sr.	Los Angeles, Calif. (St. John Bosco HS)
4	Seth Robinson	F	6-6	Sr.	Phoenix, Ariz. (Scottsdale CC)
5	Coby Karl	G	6-4	Sr.	Mequon, Wis. (Homestead HS)
11	Anthony Thomas	G	6-0	R-Fr.	Mansfield, Texas (Mansfield Summit HS)
15	Matt Bauscher	G	6-2	Jr.	Caldwell, Idaho (Spokane CC)
20	Tyler Tiedeman	G/F	6-6	Jr.	Santa Rosa, Calif. (Santa Rosa JC)
22	Matt Nelson	F	6-9	R-Jr.	Issaquah, Wash. (Eastern Washington)
24	Reggie Larry	F	6-6	Jr.	Newark, N.J. (College of Southern Idaho)
25	Paul Noonan	F	6-6	Fr.	Raleigh Hills, Ore. (Beaverton HS)
32	Zack Moritz	C	6-10	Fr.	Vancouver, Wash. (Columbia River HS)
50	Kurt Cunningham	C	6-9	So.	Sharpville, Ind. (Tri-Central HS)
55	Colin Hallberg	C	6-9	So.	Portland, Ore. (Lincoln HS)

Fresno State

Thur., Jan. 6 - Save Mart Center - 8:05 p.m. (MT)
Sat., Mar. 3 - Dee Glen Smith Spectrum - 7:05 p.m. (MT)



Steve Cleveland
Head Coach



Quinton Hosley
6-6 • Sr. • G/F



2006-07 Schedule

11/10	Fresno State Tournament
11/11	Fresno State Tournament
11/12	Fresno State Tournament
11/17	at San Francisco
11/20	Arkansas-Pine Bluff
11/29	Montana State
12/2	at Oregon State
12/6	at UC Santa Barbara
12/9	at Montana State
12/16	Creighton
12/19	Stanford
12/23	Cal Poly
12/30	San Diego
1/4	*Idaho
1/6	*Utah State
1/11	*at Hawaii
1/13	*at San Jose State
1/18	*at Nevada
1/22	*San Jose State
1/25	*at Boise State
1/27	*Louisiana Tech
2/1	*Hawaii
2/3	*at Idaho
2/8	*Nevada
2/10	*New Mexico State
2/17	BracketBuster
2/22	*at Louisiana Tech
2/24	*at New Mexico State
3/1	*Boise State
3/3	*at Utah State
3/6-10	at WAC Tournament

General Information

Location	Fresno, Calif.
Founded	1911
Enrollment	21,389
Colors	Bulldog Red & Blue
Nickname	Bulldogs
Conference	Western Athletic
Arena	Save Mart Center
Capacity	16,116
President	Dr. John D. Welty
Athletics Director	Thomas Boeh
Ticket Office	(559) 278-DOGS

Coaching Staff

Head Coach	Steve Cleveland
Alma Mater	UC Irvine '76
Overall Record	153-121 (9 yrs)
School Record	15-13 (1 yr)
Record vs. USU	1-1
Assistant Coaches	
Heath Schroyer	..(Armstrong Atlantic St. '95)
Fred Langley	..(Fresno State '87)
Senque Carey	..(New Mexico '04)

Team Information

2005-06 Record	15-13
Conference W-L	8-8/6th
Postseason	None
Starters (R/L)	5/0
Letterwinners (R/L)	8/1
Newcomers	7

Series Information

Overall	USU leads 21-17
USU at home	16-4
USU on the road	4-12
USU at neutral sites	1-1
Current series streak	USU—1 win
Last meeting	3-2-06 (87-77 USU)

Media Relations

Basketball SID	Steve Weakland
Office Phone	(559) 278-2509
Cell Phone	(559) 287-3304
Fax	(559) 278-4689
E-Mail	sweaklan@csufresno.edu
Press Row	(559) 347-3699
Website	www.gobulldogs.com

2006-07 Roster

No.	Name	Pos.	Ht.	Yr.	Hometown (Last School)
1	Kevin Bell	G	5-10	Jr.	Los Angeles, Calif. (Fairfax HS)
2	Shawn Taylor	C	6-11	Jr.	Unadilla, Ga. (Chipola JC)
3	Dominic McGuire	G/F	6-8	Jr.	San Diego, Calif. (California)
4	Rekalin Sims	F	6-8	Sr.	Vallejo, Calif. (Kentucky)
5	Dwight O'Neil	G	6-3	Jr.	Fresno, Calif. (Washington Union HS)
10	Ajay Riding	G	6-0	Sr.	Davis, Calif. (San Joaquin Delta)
12	Eddie Miller	G	6-3	Jr.	Pocomoke, Md. (Cecil CC)
14	Quinton Hosley	G/F	6-6	Sr.	Harlem, N.Y. (Lamar CC)
21	Hector Hernandez	F	6-9	Jr.	Chihuahua, Mexico (Abraham Lincoln HS)
23	Bryan Harvey	G/F	6-5	So.	Carson, Calif. (Louisville)
32	James Tchana	F	6-8	So.	Long Island, N.Y. (Our Savior New American HS)
33	Alex Blair	F	6-8	Jr.	Auburndale, Fla. (Highland CC)
34	Ja'Vance Coleman	G	6-3	Sr.	Fresno, Calif. (College of the Sequoias)
55	Renato Cesar	F	6-9	Sr.	Sao Bernardo, Brazil (Arizona Western)

Louisiana Tech

Sat., Jan. 13 - Dee Glen Smith Spectrum - 7:05 p.m. (MT)
Sat., Feb. 24 - Thomas Assembly Center - 6:05 p.m. (MT)



Keith Richard
Head Coach



Chad McKenzie
6-7 • Sr. • F



General Information

Location Ruston, La.
Founded 1894
Enrollment 12,000
Colors Red & Blue
Nickname Bulldogs
Conference Western Athletic
Arena Thomas Assembly Center
Capacity 8,000
President Dr. Daniel Rneau
Athletics Director Jim Oakes
Ticket Office (318) 257-3631

Coaching Staff

Head Coach Keith Richard
Alma Mater Louisiana-Monroe '82
Overall Record 140-97 (8 yrs)
School Record 140-97 (8 yrs)
Record vs. USU 0-3
Assistant Coaches
Kevin Johnson .. (Texas-Pan American '88)
Lou Gudino (Indiana '97)
Charles Baker (Eastern Kentucky '90)

Team Information

2005-06 Record 20-13
Conference W-L 11-5/T-2nd
Postseason NIT (0-1)
Starters (R/L) 1/4
Letterwinners (R/L) 10/4
Newcomers 3

Series Information

Overall USU leads 3-0
USU at home 1-0
USU on the road 1-0
USU at neutral sites 1-0
Current series streak USU—3 wins
Last meeting 3-10-06 (68-64 USU)

Media Relations

Basketball SID Kyle Roberts
Office Phone (318) 257-3144
Cell Phone (318) 514-9203
Fax (318) 257-3757
E-Mail kroberts@latech.edu
Press Row (318) 257-3144
Website www.latechsports.com

2006-07 Roster

No.	Name	Pos.	Ht.	Yr.	Hometown (Last School)
1	Chad McKenzie	F	6-7	Sr.	Columbia, S.C. (Los Angeles CC)
2	Drew Washington	G	6-2	So.	Friendswood, Texas (Clear Brook HS)
3	Trey McDowell	G	6-3	Sr.	Beaumont, Texas (San Jacinto JC)
4	Adrian Rogers	F	6-7	So.	Houston, Texas (Mayde Creek HS)
5	Matt Alexander	G	6-4	So.	Ruston, La. (Cedar Creek HS)
10	Mohammed Ibrahim	G	6-4	So.	Beirut, Lebanon (CPF HS)
15	Marcus Elliott	G	6-3	Sr.	Fort Walton Beach, Fla. (Okaloosa-Walton CC)
21	Jerome Richardson	G	6-4	Sr.	Brooklyn, N.Y. (Frank Phillips JC)
22	Harry Disy	F	6-7	Sr.	Paris, France (North Idaho JC)
33	Terry Parker	G	6-3	Sr.	Stone Mountain, Ga. (Wis.-Green Bay)
34	J.J. Marshall	G	5-9	Jr.	Shreveport, La. (Loyola HS)
	Kyle Gipson	G	6-4	Fr.	Los Angeles, Calif. (Dorsey HS)
	Leslie Jackson	G	6-4	Fr.	Bryan, Texas (Bryan HS)
	Ronnine Morgan	F	6-7	Fr.	Dallas, Texas (South Oak Cliff HS)

2006-07 Schedule

11/11	Arkansas Tech
11/17	at Texas A&M Tournament
11/18	at Texas A&M Tournament
11/19	at Texas A&M Tournament
11/22	at McNeese State
11/29	Southern Illinois
12/2	at Louisiana-Lafayette
12/6	Texas Tech
12/9	Southern
12/16	at Southern
12/21	at Centenary
12/23	at LSU
12/30	at Arkansas
1/4	*San Jose State
1/6	*Hawaii
1/11	*at Boise State
1/13	*at Utah State
1/18	*New Mexico State
1/20	*at Idaho
1/25	*at Nevada
1/27	*at Fresno State
2/1	*Nevada
2/3	*Boise State
2/8	*at San Jose State
2/10	*at Hawaii
2/14	*Idaho
2/17	at BracketBuster
2/22	*Fresno State
2/24	*Utah State
3/1	*at New Mexico State
3/6-10	at WAC Tournament

2005-06 Results

vs. Yale	L 68-69
vs. Longwood	W 83-73
at Nebraska	L 56-59
at New Orleans	W 76-64
at Alabama	L 63-73
Southern	W 61-52
at Texas Tech	W 68-53
at Southern	L 47-63
Louisiana-Lafayette	W 85-78
McNeese State	W 80-67
at Memphis	L 58-76
Tougaloo	W 92-58
at Wisconsin	L 52-78
*at Boise State	W 75-72
*at Idaho	W 66-61
*Hawaii	W 65-62
*Fresno State	W 73-54
*at Utah State	L 55-64
*New Mexico State	W 66-61
*at San Jose State	W 75-55
*at Fresno State	W 68-66
*Nevada	L 53-65
*Utah State	L 62-63
*Boise State	W 81-71
*at Nevada	L 49-50
*San Jose State	W 74-63
at Southern Illinois	W 54-51
*at New Mexico State	L 60-64
*Idaho	W 74-49
*at Hawaii	W 51-48
vs. Boise State (WAC Tournament)	W 75-64
vs. Utah State (WAC Tournament)	L 64-68
at Clemson (NIT)	L 53-69

Idaho

Mon., Jan. 15 - Dee Glen Smith Spectrum - 7:05 p.m. (MT)
Sat., Feb. 10 - Cowan Spectrum - 8:05 p.m. (MT)



George Pfeifer
Head Coach



Keoni Watson
5-10 • Sr. • G



General Information

Location Moscow, Idaho
Founded 1889
Enrollment 12,824
Colors Silver & Vandal Gold
Nickname Vandals
Conference Western Athletic
Arena Cowan Spectrum
Capacity 7,000
President Dr. Tim White
Athletics Director Dr. Rob Spear
Ticket Office (888) 885-6466

Coaching Staff

Head Coach George Pfeifer
Alma Mater Lewis Clark State '79
Overall Record 0-0 (1st yr)
School Record 0-0 (1st yr)
Record vs. USU 0-0
Assistant Coaches
Leroy Washington (Montana '88)
Brian Hancock (Idaho '91)
DeMarlo Slocum .. (Georgia Southern '01)

Team Information

2005-06 Record 4-25
Conference W-L 1-15/9th
Postseason None
Starters (R/L) 2/3
Letterwinners (R/L) 4/7
Newcomers 12

Series Information

Overall USU leads 24-12
USU at home 10-1
USU on the road 11-6
USU at neutral sites 1-0
Current series streak USU—3 wins
Last meeting 2-15-06 (80-42 USU)

Media Relations

Basketball SID Ian Klei
Office Phone (208) 885-0211
Cell Phone (208) 994-6499
Fax (208) 885-0255
E-Mail iank@uidaho.edu
Press Row (208) 885-0211
Website www.uiathletics.com

2006-07 Roster

No.	Name	Pos.	Ht.	Yr.	Hometown (Last School)
4	O.J. Aworo	G	6-0	Fr.	Houston, Texas (Alief Elsik HS)
5	Keoni Watson	G	5-10	Sr.	San Diego, Calif. (Seward County CC)
11	Mario Mackey	G	5-10	Jr.	Aurora, Colo. (Otero JC)
12	Michael Crowell	F	6-7	Jr.	Mesa, Ariz. (Central Arizona)
21	Clyde Johnson	F	6-7	Jr.	Aurora, Colo. (Northeastern JC)
21	Aaron Smith	G	6-7	So.	Troy, Idaho (Troy HS)
22	Thomas Preston	F	6-6	Jr.	New Meadows, Idaho (St. Martins U.)
24	Darin Nagle	F	6-10	Jr.	Potlatch, Idaho (North Idaho JC)
25	Miles Webb	G	6-3	Jr.	Brooklyn Park, Minn. (N.D. St. College of Science)
34	Mitchell Johnson	F	6-5	R-So.	Nassau, Bahamas (Franklin Pierce College)
35	Trevor Morris	G	6-4	So.	Missoula, Mont. (Miles CC)
45	Andrew Madsen	F	6-6	Jr.	Lewiston, Idaho (Edmonds CC)
50	Desmond Nwoke	F	6-8	Sr.	Kano State, Nigeria (Laramie County CC)
54	Mike Kale	F	6-8	Jr.	Henderson, Nev. (Coronado HS)
55	Sebastian Taulbee	C	6-10	Jr.	San Francisco, Calif. (CC of San Francisco)

2006-07 Schedule

11/10	North Dakota State
11/16	at South Dakota State
11/19	Montana State
11/22	at Southern Utah
11/26	at Gonzaga
11/29	at Washington
12/2	Southern Utah
12/6	at Idaho State
12/9	Washington State
12/16	at North Dakota State
12/21	at Eastern Washington
12/30	South Dakota State
1/4	*at Fresno State
1/6	*at Nevada
1/11	*New Mexico State
1/15	*at Utah State
1/18	*Hawaii
1/20	*Louisiana Tech
1/24	*at New Mexico State
1/27	*Boise State
2/1	*San Jose State
2/3	*Fresno State
2/7	*at Boise State
2/10	*Utah State
2/14	*at Louisiana Tech
2/17	BracketBuster
2/22	*Nevada
3/1	*at Hawaii
3/3	*at San Jose State
3/6-10	at WAC Tournament

2005-06 Results

at Gonzaga	L 60-69
at Washington	L 67-90
at Washington State	L 37-63
Eastern Washington	L 55-68
Southern Utah	W 75-60
Idaho State	L 71-78
Portland State	L 59-61
Eastern Oregon	W 77-58
North Dakota State	W 76-71
at Portland State	L 48-81
*New Mexico State	L 52-62
*Louisiana Tech	L 61-66
*at Nevada	L 44-70
*at Utah State	L 58-83
*San Jose State	L 53-57
at North Dakota State	L 64-71
*Boise State	L 68-82
*at Fresno State	L 54-89
*at Hawaii	L 61-81
*Fresno State	W 72-61
*at San Jose State	L 61-72
*Utah State	L 42-80
at Montana State	L 69-79
*Nevada	L 68-74
*Hawaii	L 66-70
*at New Mexico State	L 50-66
*at Louisiana Tech	L 49-74
*at Idaho State	L 80-85 2ot
at Nevada (WAC)	L 55-68

San Jose State

Sat., Jan. 20 - The Event Center - 4:05 p.m. (MT)
Sat., Feb. 3 - Dee Glen Smith Spectrum - 7:05 p.m. (MT)



George Nessman
Head Coach



Menelik Barbary
6-9 • Sr. • C



2006-07 Schedule

11/10	at UC Santa Barbara
11/14	at CBE Classic
11/15	at CBE Classic
11/21	at Arizona State
11/27	at Santa Clara
11/29	at Saint Mary's
12/3	Cal Poly
12/6	at Brigham Young
12/10	Portland State
12/17	Long Beach State
12/23	at Cal State Fullerton
12/31	at Duke
1/4	*at Louisiana Tech
1/6	*at New Mexico State
1/11	*Nevada
1/13	*Fresno State
1/20	*Utah State
1/22	*at Fresno State
1/25	*at Hawai'i
1/27	*New Mexico State
2/1	*at Idaho
2/3	*at Utah State
2/8	*Louisiana Tech
2/10	*Boise State
2/14	*at Nevada
2/17	at BracketBuster
2/22	*at Boise State
2/24	*Hawai'i
3/3	*Idaho
3/6-10	at WAC Tournament

2005-06 Results

at Texas Tech	L 54-88
vs. Portland	W 82-53
at Cal Poly	W 72-57
San Diego	W 79-68
Santa Clara	L 46-47
at California	L 52-70
at UC Irvine	L 58-68
at Pacific	L 63-81
at Long Beach State	W 69-56
Drake	L 64-82
Cal State Fullerton	L 59-67
vs. Northern Illinois	L 78-80
at Montana State	L 71-75
*Utah State	L 56-67
*Nevada	L 56-63
*at Boise State	L 65-68
*at Idaho	W 57-53
*Louisiana Tech	L 55-75
*New Mexico State	L 75-81 of
*Boise State	L 75-77
*at Hawai'i	L 68-83
*Idaho	W 72-61
*at Fresno State	L 66-79
*at Louisiana Tech	L 63-74
UC Santa Barbara	L 72-76
*at New Mexico State	L 61-66
*Fresno State	L 80-87
*Hawai'i	L 60-61
*at Nevada	L 60-83
*at Utah State	L 58-61
vs. Utah State (WAC Tournament)	L 69-76

General Information

Location San Jose, Calif.
Founded 1857
Enrollment 29,975
Colors Gold, White & Blue
Nickname Spartans
Conference Western Athletic
Arena The Event Center
Capacity 5,000
President Don W. Kassing
Athletics Director Tom Bowen
Ticket Office (408) 924-7589

Coaching Staff

Head Coach George Nessman
Alma Mater California '81
Overall Record 6-25 (1 yr)
School Record 6-25 (1 yr)
Record vs. USU 0-3
Assistant Coaches
Derrick Allen (UC Santa Barbara '02)
Brent Davis (San Diego State '00)
Donald Williams (CS Hayward '95)

Team Information

2005-06 Record 6-25
Conference W-L 2-14/8th
Postseason None
Starters (R/L) 2/3
Letterwinners (R/L) 8/5
Newcomers 11

Series Information

Overall USU leads 36-20
USU at home 21-2
USU on the road 9-10
USU at neutral sites 3-4
Current series streak USU—3 wins
Last meeting 3-9-06 (76-69 USU)

Media Relations

Basketball SID Lawrence Fan
Office Phone (408) 924-1217
Cell Phone (408) 768-3424
Fax (408) 924-1291
E-Mail lfan@email.sjsu.edu
Press Row (408) 924-6466
Website www.sjsuspartans.com

2006-07 Roster

No.	Name	Pos.	Ht.	Yr.	Hometown (Last School)
1	Tim Pierce	F	6-7	So.	Pinole, Calif. (Arizona State)
4	Julian Richardson	G	6-1	Sr.	Miami, Fla. (South Plains College)
5	Kevin Buggs	G	6-1	Fr.	Long Beach, Calif. (Long Beach Poly HS)
11	Darion Goins	G	6-3	Fr.	Cincinnati, Ohio (Harmony Prep)
15	Kerry Wooldridge	F/C	6-8	Jr.	San Leandro, Calif. (Minnesota)
20	Jared Cozad	F/G	6-3	Sr.	Stockton, Calif. (San Joaquin Delta CC)
21	Devonte Thomas	G/F	6-4	So.	Fremont, Calif. (Kennedy HS)
22	Harry Brown	F	6-5	Jr.	Hercules, Calif. (CC of San Francisco)
23	Darren Lee	G	6-1	Fr.	Stockton, Calif. (Lincoln HS)
24	Jamon Hill	G	5-11	Jr.	Hayward, Calif. (San Jose CC)
30	Jerrell Wilson	G	6-1	Fr.	San Francisco, Calif. (Sacred Heart HS)
32	Justonn Smith	G	6-2	So.	San Francisco, Calif. (Woodside HS)
33	Kevin Fleming	F	6-6	Sr.	Saratoga, Calif. (West Valley College)
40	Oliver Caballero	C	6-9	Fr.	Salinas, Calif. (Alisal HS)
44	Lance Holloway	F	6-7	Jr.	Oakland, Calif. (Bishop O'Dowd HS)
50	Menelik Barbary	C	6-9	Sr.	Beloit, Wis. (Bakersfield College)
	Kevin McDowell	F	6-7	Fr.	Los Angeles, Calif. (Long Beach Poly HS)

Nevada

Sat., Jan. 27 - Lawlor Events Center - 8:05 p.m. (MT)
Thur., Mar. 1 - Dee Glen Smith Spectrum - 7:05 p.m. (MT)



Mark Fox
Head Coach



Nick Fazekas
6-11 • Sr. • F



2006-07 Schedule

11/10	Alaska-Anchorage
11/15	at Oregon State
11/18	Arkansas-Pine Bluff
11/21	UC Irvine
11/25	at Santa Clara
11/29	at Louisiana-Lafayette
12/3	vs. California
12/9	UNLV
12/12	Saint Mary's
12/16	Pacific
12/22	at Akron
12/28	Maine
12/30	vs. Gonzaga
1/6	*Idaho
1/8	*Boise State
1/11	*at San Jose State
1/13	*at Hawai'i
1/18	*Fresno State
1/20	*at New Mexico State
1/25	*Louisiana Tech
1/27	*Utah State
2/1	*at Louisiana Tech
2/3	*Hawai'i
2/8	*at Fresno State
2/14	*San Jose State
2/17	BracketBuster
2/22	*at Idaho
2/24	*at Boise State
3/1	*at Utah State
3/3	*New Mexico State
3/6-10	at WAC Tournament

2005-06 Results

Sacramento State	W 82-74
at Vermont	W 77-62
at UNLV	W 68-61
at Kansas	W 72-70
at Pacific	W 77-70
UC Davis	W 78-51
vs. UCLA	L 56-67
Seattle Pacific	W 83-57
Georgia	W 68-62
Norfolk State	W 66-46
Louisiana-Lafayette	W 65-58
at Saint Mary's	L 80-89
*at Hawai'i	L 69-73 of
*at San Jose State	W 63-56
*Idaho	W 70-44
*Boise State	W 81-67
*at Fresno State	L 77-87
*Utah State	L 53-59
*at Boise State	W 82-79
*Hawai'i	W 73-55
*at Louisiana Tech	W 65-53
*at New Mexico State	W 90-81
*New Mexico State	W 85-63
*Louisiana Tech	W 50-49
Akron	W 88-61
*at Idaho	W 74-68
*at Utah State	W 75-57
*San Jose State	W 83-60
*Fresno State	W 74-60
Idaho (WAC)	W 68-55
New Mexico State (WAC)	W 70-59
Utah State (WAC)	W 70-63 of
vs. Montana (NCAA)	L 79-87

General Information

Location Reno, Nev.
Founded 1874
Colors Blue & Silver
Nickname Wolf Pack
Conference Western Athletic
Arena Lawlor Events Center
Capacity 11,485
President Dr. Milton Glick
Athletics Director Cary Groth
Ticket Office (775) 348-PACK

Coaching Staff

Head Coach Mark Fox
Alma Mater Eastern New Mexico '91
Overall Record 52-13 (2 yrs)
School Record 52-13 (2 yrs)
Record vs. USU 2-1
Assistant Coaches
David Carter (Saint Mary's '89)
Kwanza Johnson (Tulsa '95)
Doug Novsek (Southern Illinois '87)

Team Information

2005-06 Record 27-6
Conference W-L 13-3/1st
Postseason NCAA (0-1)
Starters (R/L) 4/1
Letterwinners (R/L) 8/4
Newcomers 4

Series Information

Overall USU leads 23-9
USU at home 10-1
USU on the road 7-8
USU at neutral sites 0-0
Current series streak UNR—2 wins
Last meeting 3-11-06 (70-63 of UNR)

Media Relations

Basketball SID Rhonda Lundin
Office Phone (775) 784-6900 x237
Cell Phone (775) 742-2548
Fax (775) 784-4386
E-Mail rlundin@unr.edu
Press Row (775) 784-4404
Website www.nevadawolfpack.com

2006-07 Roster

No.	Name	Pos.	Ht.	Yr.	Hometown (Last School)
0	Brandon Fields	G	6-4	Fr.	Arlington, Texas (Bowie HS)
1	Lyndale Bursleson	G	6-3	So.	Seattle, Wash. (Franklin HS)
3	Kyle Shiloh	G	6-3	Sr.	Bakersfield, Calif. (Garces Memorial HS)
5	Marcelus Kemp	G	6-5	Jr.	Seattle, Wash. (Garfield HS)
11	Ramon Sessions	G	6-3	Jr.	Myrtle Beach, S.C. (Myrtle Beach HS)
13	Matt LaGrone	F	6-8	Fr.	Reno, Nev. (McQueen HS)
22	Nick Fazekas	F	6-11	Sr.	Arvada, Colo. (Ralston Valley HS)
23	Tyrone Hanson	F	6-6	Fr.	Manhasset, N.Y. (Bridgton Academy)
24	Richie Phillips	F	6-7	R-Fr.	Seattle, Wash. (Franklin HS)
25	David Ellis	C	7-1	Jr.	Sacramento, Calif. (Capital Christian HS)
31	Denis Ikovlev	F	6-7	Sr.	Postville, Iowa (Ellsworth CC)
34	Ja'Vale McGee	F	6-11	Fr.	Chicago, Ill. (Hales Franciscan HS)
35	Curry Lynch	G	6-1	Jr.	Virginia City, Nev. (Virginia City HS)
	Demarshay Johnson	F	6-9	Sr.	Oakland, Calif. (Diablo Valley College)

Hawai'i

Mon., Jan. 29 - Stan Sheriff Center - 10:05 p.m. (MT)
Wed., Feb. 14 - Dee Glen Smith Spectrum - 7:05 p.m. (MT)



Riley Wallace
Head Coach



Matt Lojeski
6-5 • Sr. • G



2006-07 Schedule

11/10	at UNLV
11/13	Coppin State
11/19	Oregon State
11/23	at Great Alaska Shootout
11/24	at Great Alaska Shootout
11/25	at Great Alaska Shootout
11/29	at Santa Clara
12/5	UNLV
12/16	Northwestern State
12/20	Rainbow Classic
12/22	Rainbow Classic
12/23	Rainbow Classic
12/28	Tennessee-Martin
1/4	*at New Mexico State
1/6	*at Louisiana Tech
1/11	*Fresno State
1/13	*Nevada
1/18	*at Idaho
1/20	*at Boise State
1/25	*San Jose State
1/29	*Utah State
2/1	*at Fresno State
2/3	*at Nevada
2/10	*Louisiana Tech
2/12	*New Mexico State
2/14	*at Utah State
2/17	at BracketBuster
2/24	*at San Jose State
3/1	*Idaho
3/3	*Boise State
3/6-10	at WAC Tournament

2005-06 Results

Michigan State	W 84-62
at UNLV	L 61-67
Saint Louis	W 82-64
UNLV	W 78-72
at Wisconsin-Milwaukee	L 52-58
*Utah State	W 69-59
Loyola Marymount	W 66-63
Colorado State	L 61-67
Northwestern State	W 80-76
North Carolina A&T	W 66-60
Pennsylvania	L 55-58
*Nevada	W 73-69 at
*at Louisiana Tech	L 62-65
*at New Mexico State	L 84-87
*Fresno State	W 73-65
*Boise State	W 72-61
*at Nevada	L 55-73
*at Utah State	L 52-63
*Idaho	W 81-61
*San Jose State	W 83-68
*at Boise State	W 73-64
*at Fresno State	L 67-73
Santa Clara	W 67-57
*at Idaho	W 70-66
*at San Jose State	W 61-60
*New Mexico State	W 61-56
*Louisiana Tech	L 48-51
vs. New Mexico State (WAC)	L 57-58

General Information

Location Honolulu, Hawai'i
Founded 1907
Enrollment 19,078
Colors Green, White, Black & Silver
Nickname Rainbow Warriors
Conference Western Athletic
Arena Stan Sheriff Center
Capacity 10,300
Interim Chancellor Dr. Denise Konan
Athletics Director Herman Frazier
Ticket Office (808) 956-4481

Coaching Staff

Head Coach Riley Wallace
Alma Mater Centenary '64
Overall Record 331-279 (21 yrs)
School Record 316-252 (19 yrs)
Record vs. USU 2-1
Assistant Coaches
Bob Nash (Hawai'i '94)
Jackson Wheeler (Marymount '82)
Alike Smith (Hawai'i-Hilo '03)

Team Information

2005-06 Record 17-11
Conference W-L 10-6/T-4th
Postseason None
Starters (R/L) 3/3
Letterwinners (R/L) 7/5
Newcomers 5

Series Information

Overall USU leads 3-2
USU at home 3-1
USU on the road 0-1
USU at neutral sites 0-0
Current series streak USU—1 win
Last meeting 1-30-06 (63-52 USU)

Media Relations

Basketball SID Derek Inouchi
Office Phone (808) 956-4478
Cell Phone (808) 783-3693
Fax (808) 956-4470
E-Mail inouchi@hawaii.edu
Press Row (808) 956-9408
Website www.hawaiiathletics.com

2006-07 Roster

No.	Name	Pos.	Ht.	Yr.	Hometown
1	Todd Lowenthal	G	6-2	Fr.	Poway, Calif. (Poway HS)
2	Matt Gibson	G	6-5	R-Jr.	Oklahoma City, Okla. (Three Rivers CC)
10	John Wilder	G	6-1	Sr.	Birmingham, Ala. (Weatherford JC)
11	Dominic Waters	G	6-1	So.	Portland, Ore. (Grant HS)
12	Marquez Jackson	G	5-8	Fr.	Snellville, Ga. (East Hall HS)
20	Jared Dillinger	G/F	6-5	R-Jr.	Littleton, Colo. (Air Force)
21	Matt Lojeski	G	6-6	Sr.	Racine, Wis. (Eastern Wyoming JC)
22	Riley Luettgerodt	G/F	6-5	Jr.	Gladstone, Ore. (Chemeketa CC)
23	Jack Miller	G	6-3	So.	Honolulu, Hawai'i (St. Louis School)
30	P.J. Owsley	F	6-8	Jr.	Bozeman, Mont. (Salt Lake CC)
33	Bobby Nash	G	6-6	R-Jr.	Honolulu, Hawai'i (Iolani School)
35	Stephen Verwers	F/C	6-10	R-Jr.	Weatherford, Texas (Colorado St.)
41	Todd Follmer	F/C	7-0	So.	San Clemente, Calif. (Irvine Valley CC)
45	Ahmet Gueye	F	6-8	Sr.	Dakar, Senegal (Salt Lake CC)
50	Alex Veit	F	6-8	Jr.	Salem, Ore. (Monterey Peninsula CC)

New Mexico State

Mon., Feb. 5 - Dee Glen Smith Spectrum - 7:05 p.m. (MT)
Thur., Feb. 22 - Pan American Center - 7:05 p.m. (MT)



Reggie Theus
Head Coach



Elijah Ingram
6-0 • Sr. • G



2006-07 Schedule

11/14	Pacific
11/17	at Loyola Marymount
11/19	at Arizona
11/28	at New Mexico
12/1	Chicago State
12/2	San Francisco
12/5	New Mexico
12/9	UTEP
12/11	Arkansas-Pine Bluff
12/16	at UTEP
12/21	Western New Mexico
12/28	Norfolk State
1/1	at Chicago State
1/4	*Hawai'i
1/6	*San Jose State
1/11	*at Idaho
1/13	*at Boise State
1/17	*at Louisiana Tech
1/20	*Nevada
1/24	*Idaho
1/27	*at San Jose State
1/31	*Boise State
2/5	*at Utah State
2/10	*at Fresno State
2/12	*at Hawai'i
2/17	BracketBuster
2/22	*Utah State
2/24	*Fresno State
3/1	*Louisiana Tech
3/3	*at Nevada
3/6-10	WAC Tournament

2005-06 Results

at UCLA	L 70-83
Western New Mexico	W 83-51
Sam Houston State	L 77-78 at
UTEP	L 55-64
New Mexico	W 67-61
at San Francisco	L 64-74
vs. Chicago State	W 78-63
at New Mexico	L 68-71 at
at UTEP	L 67-80
Texas-San Antonio	W 74-72
Texas Tech	L 63-69
*at Idaho	W 62-52
*at Boise State	L 63-73
*Fresno State	W 73-70
*Hawai'i	W 87-84
*at Louisiana Tech	L 61-66
*at Fresno State	L 72-75
*at San Jose State	W 81-75 at
*Utah State	W 93-86
*Nevada	L 81-90
*at Nevada	L 63-85
*at Utah State	W 83-77
*Boise State	W 73-68
at Pacific	W 79-69 at
*San Jose State	W 66-61
*Louisiana Tech	W 64-60
*Idaho	W 66-50
*at Hawai'i	L 56-61
vs. Hawai'i (WAC)	W 58-57
at Nevada (WAC)	L 59-70

General Information

Location Las Cruces, N.M.
Founded 1888
Enrollment 16,428
Colors Crimson & White
Nickname Aggies
Conference Western Athletic
Arena Pan American Center
Capacity 12,482
President Dr. Mike Martin
Athletics Director Dr. McKinley Boston
Ticket Office (505) 646-1420

Coaching Staff

Head Coach Reggie Theus
Alma Mater UNLV/California Coast '02
Overall Record 16-14 (1 yr)
School Record 16-14 (1 yr)
Record vs. USU 2-0
Assistant Coaches
Damon Archibald (Boise State '97)
Chris Pompey (Pittsburgh '84)
Gus Hauser (Furman '00)

Team Information

2005-06 Record 16-14
Conference W-L 10-6/T-4th
Postseason None
Starters (R/L) 4/1
Letterwinners (R/L) 5/6
Newcomers 7

Series Information

Overall USU leads 27-22
USU at home 17-7
USU on the road 8-14
USU at neutral sites 2-1
Current series streak NMSU—2 wins
Last meeting 2-11-06 (83-77 NMSU)

Media Relations


Basketball SID Garrett Ward
Office Phone (505) 646-3269
Cell Phone (505) 639-0969
Fax (505) 646-2425
E-Mail gward@nmsu.edu
Press Row (505) 646-3400
Website www.NMStateSports.com

2006-07 Roster

No.	Name	Pos.	Ht.	Yr.	Hometown (Last School)
1	Justin Hawkins	G/F	6-6	R-Jr.	Anaheim, Calif. (Utah)
4	Chris Cole	G	6-1	So.	Alexandria, Va. (Hartford)
5	David Fisher	F	6-6	Sr.	Dallas, Texas (Arkansas-Ft. Worth JC)
11	Shaun Davis	G	5-11	Sr.	San Diego, Calif. (Pepperdine)
12	Elijah Ingram	G	5-11	Sr.	East Orange, N.J. (St. John's)
14	Ted Knauber	G	6-3	Sr.	Albuquerque, N.M. (Northeastern JC)
15	Hatila Passos	C	6-9	Jr.	Rio de Janeiro, Brazil (Arkansas-Ft. Smith JC)
20	Londale Theus	G/F	6-5	Fr.	Los Angeles, Calif. (Blue Ridge School)
21	Fred Peete	G	6-4	R-Jr.	Memphis, Tenn. (Kansas State)
22	Johathan Gibson	G	6-1	Fr.	West Covina, Calif. (Calvary Christian Prep)
32	Martin Iti	C	7-0	R-Jr.	Sydney, Australia (UNC-Charlotte)
41	Tyrone Nelson	F	6-9	Jr.	Hempstead, Texas (Prairie View A&M)
55	Trei Steward	F	6-7	R-Jr.	Casper, Wyo. (Northern Colorado)

ESPN BracketBuster

Fri., Feb. 16 or Sat., Feb. 17 - TBA

**HOME TEAMS****Western Athletic Conference**Boise State
Fresno State
Idaho
Nevada

New Mexico State

Big Sky Conference

Montana

Northern Arizona

Big South Conference

Coastal Carolina

Big West Conference

Cal Poly

Cal State Northridge

Long Beach State

UC Santa Barbara

Colonial Athletic Conference

Drexel

George Mason

Georgia State

Hofstra

Northeastern

Virginia Commonwealth

Horizon Conference

Butler

Illinois-Chicago

Loyola (Illinois)

Wright State

Youngstown State

Metro Atlantic Athletic Conference

Fairfield

Marist

Niagara

Rider

Siena

Mid-American Conference

Akron

Buffalo

Eastern Michigan

Northern Illinois

Toledo

Western Michigan

Mid-Continent Conference

Oral Roberts

Missouri Valley Conference

Creighton

Drake

Illinois State

Indiana State

Missouri State

Wichita State

Ohio Valley Conference

Morehead State

Samford

Southeast Missouri

Tennessee-Martin

Tennessee State

Tennessee Tech

Patriot Conference

Bucknell

Southern Conference

Tennessee-Chattanooga

UNC-Greensboro

West Coast Conference

San Francisco

VISITING TEAMS**Western Athletic Conference**

Hawaii

Louisiana Tech

San Jose State

Utah State

America East Conference

Albany

Maine

Big Sky Conference

Portland State

Eastern Washington

Big South Conference

Liberty

Winthrop

Big West Conference

Cal State Fullerton

Pacific

UC Irvine

UC Riverside

Colonial Athletic Conference

Drexel

James Madison

UNC-Wilmington

Old Dominion

Towson

William & Mary

Horizon Conference

Cleveland State

Detroit

UW-Green Bay

UW-Milwaukee

Metro Atlantic Athletic Conference

Canisius

Iona

Loyola (Maryland)

Manhattan

Saint Peter's

Mid-American Conference

Ball State

Bowling Green State

Central Michigan

Kent State

Miami (Ohio)

Ohio

Mid-Continent Conference

Valparaiso

Missouri Valley Conference

Bradley

Evansville

Northern Iowa

Southern Illinois

Ohio Valley Conference

Austin Peay

Eastern Illinois

Eastern Kentucky

Jacksonville State

Murray State

Patriot Conference

Colgate

Holy Cross

Southern Conference

Appalachian State

Elon

Southland Conference

Northwestern State

Sam Houston State

Gossner Foods Classic
History**1994 Classic Results**Utah State 86, Lewis-Clark State 62
Idaho State 73, Chapman 52
Lewis-Clark State 88, Chapman 72
Utah State 67, Idaho State 62**1994 All-Classic Team**Eric Franson, Utah State (MVP)
Roddy Anderson, Utah State
Donell Morgan, Idaho State
Nate Green, Idaho State
Lonnie Perteet, Lewis and Clark
Stefan Mumaw, Chapman**1995 Classic Results**Utah State 80, Mississippi Valley 63
Southern Mississippi 77, Buffalo 71
Buffalo 74, Mississippi Valley State 73
Utah State 77, So. Mississippi 65**1995 All-Classic Team**Eric Franson, Utah State (MVP)
Duane Rogers, Utah State
Silas Mills, Utah State
Sam Jones, Southern Mississippi
Jamie Anderson, Buffalo**1996 Classic Results**Utah State 72, Texas Southern 41
Portland 62, Samford 55
^Texas Southern 80, Samford 77
*Utah State 63, Portland 48**1996 All-Classic Team**Maurice Spillers, Utah State (MVP)
Kevin Rice, Utah State
Jimmie Rainwater, Portland
Dusko Ivaz, Samford
Jonathon Pixley, Samford
Randy Bolden, Texas Southern**1997 Classic Results**Radford 80, CS Stanislaus 77
Utah State 69, Fresno Pacific 51
^CS Stanislaus 87, Fresno Pacific 85 (OT)
*Utah State 80, Radford 73**1997 All-Classic Team**Marcus Saxon, Utah State (MVP)
Donnie Johnson, Utah State
Kevin Robinson, Radford
Tony Brown, CS Stanislaus
Malik Harris, CS Stanislaus
Nick French, Fresno Pacific**1998 Classic Results**Lafayette 80, Troy State 77
Utah State 84, Norfolk State 71
^Norfolk State 106, Troy State 93
*Utah State 85, Lafayette 67**1998 All-Classic Team**Donnie Johnson, Utah State (MVP)
Brian Ehlers, Lafayette
Tyson Whitfield, Lafayette
Joey Raines, Troy State
Troy Rolle, Utah State
Neil Roberts, Norfolk State**1999 Classic Results**San Diego 64, Idaho State 61
Utah State 74, Mercer 55
^Idaho State 80, Mercer 73
*Utah State 68, San Diego 65 (OT)**1999 All-Classic Team**Shawn Daniels, Utah State (MVP)
Bernard Rock, Utah State
Stephen Brown, Idaho State
Ammer Johnson, Idaho State
Scott Emerson, Mercer
Andre Laws, San Diego**2000 Classic Results**Air Force 63, Cornell 51
Utah State 88, Albany 43
^Albany 72, Cornell 59
*Utah State 59, Air Force 50**2000 All-Classic Team**Shawn Daniels, Utah State (MVP)
Tony Brown, Utah State
Jarvis Croff, Air Force
Ray Mercedes, Cornell
E.J. Gallup, Albany
Sam Hopes, Albany**2001 Classic Results**Idaho State 59, Birmingham So. 55
Utah State 74, Centenary 59
^Centenary 56, Birmingham So. 38
*Utah State 74, Idaho State 56**2001 All-Classic Team**Tony Brown, Utah State (MVP)
Desmond Penigar, Utah State
Jeremy Vague, Utah State
Jeremy Brown, Idaho State
Andrew Wisniewski, Centenary
Rashard Willie, Birmingham So.**2002 Classic Results**Idaho State 75, UM-Kansas City 61
Utah State 72, Arkansas State 54
^Arkansas St. 71, UM-Kansas City 56
*Utah State 66, Idaho State 59**2002 All-Classic Team**Desmond Penigar, Utah State (MVP)
Toraino Johnson, Utah State
Spencer Nelson, Utah State
Scott Henry, Idaho State
Tevoris Thompson, Arkansas State
Michael Watson, UM-Kansas City**2003 Classic Results**New Mexico St. 62, UT-San Antonio 53
Utah State 74, San Francisco 48
^San Francisco 70, UT-San Antonio 69
*Utah State 73, New Mexico State 57**2003 All-Classic Team**Spencer Nelson, Utah State (MVP)
Mike Ahmad, Utah State
Nate Harris, Utah State
LeRoy Hurd, UT-San Antonio
James Moore, New Mexico State
Tyrone Riley, San Francisco**2004 Classic Results**Loyola Marymount 69, Northern Arizona 64
Utah State 82, South Carolina State 75
^Northern Arizona 85, South Carolina State 75
*Utah State 87, Loyola Marymount 42**2004 All-Classic Team**Nate Harris, Utah State (MVP)
Jaycee Carroll, Utah State
Spencer Nelson, Utah State
Charles Brown, Loyola Marymount
DeJuan Stevens, Northern Arizona
Brandon Trapp, South Carolina State**2005 Classic Results**Binghamton 59, Idaho State 46
Utah State 76, Arkansas-Little Rock 44
^Arkansas-Little Rock 73, Idaho State 72
*Utah State 81, Binghamton 47**2005 All-Classic Team**Nate Harris, Utah State (MVP)
Jaycee Carroll, Utah State
Chaz Spicer, Utah State
Andre Heard, Binghamton
Rashad Jones-Jennings, Arkansas-Little Rock
Slim Millien, Idaho State^ Consolation Championship game
* Championship game

2007 WAC Tournament

March 6-10, 2007

Pan American Center (13,071), Las Cruces, N.M.

Tuesday, March 6

Men's First Round 8:30 p.m.

Thursday, March 8

Men's Quarterfinals 12 p.m.

Friday, March 9

Men's Semifinals 6 p.m.

Saturday, March 10

Men's Championship (ESPN2) 7 p.m.

NOTE: All times are MT

USU's Big West Tournament Results

1979		(2nd Seed)	Round
W	85-78	San Jose State	Quarterfinals
W	81-74	Fresno State	Semifinals
L	73-82	Pacific	Championship
1980		(1st Seed)	Round
L	68-94	San Jose State	Quarterfinals
1981		(5th Seed)	Round
W	93-90	UC Irvine	Quarterfinals
L	57-71	Fresno State	Semifinals
1982		(7th Seed)	Round
L	64-90	UC Irvine	Quarterfinals
1983		(3rd Seed)	Round
L	66-80	San Jose State	Quarterfinals
1984		(4th Seed)	Round
W	79-77	New Mexico State	Quarterfinals
L	78-91	Nevada-Las Vegas	Semifinals
1985		(4th Seed)	Round
L	56-92	San Jose State	Quarterfinals
1986		(6th Seed)	Round
L	71-74	New Mexico State	Quarterfinals
1987		(7th Seed)	Round
L	79-87	UC Santa Barbara	Quarterfinals
1988		(2nd Seed)	Round
W	80-72	San Jose State	Quarterfinals
W	73-66	UC Santa Barbara	Semifinals
W	86-79	UC Irvine	Championship
1989		(5th Seed)	Round
L	86-87	Cal State Fullerton (OT)	Quarterfinals
1990		(5th Seed)	Round
L	68-86	Long Beach State	Quarterfinals
1991		(4th Seed)	Round
L	76-80	UC Santa Barbara	Quarterfinals
1992		(5th Seed)	Round
L	69-86	Pacific	Quarterfinals
1993		(7th Seed)	Round
L	86-104	Nevada-Las Vegas	Quarterfinals
1994		(2nd Seed)	Round
L	68-78	UC Irvine	Quarterfinals
1995		(1st Seed)	Round
L	72-76	UC Irvine	Quarterfinals
1996		(4th Seed)	Round
W	70-65	Nevada	Quarterfinals
W	86-73	Long Beach State	Semifinals
L	75-76	San Jose State (OT)	Championship
1997		(2nd Seed East)	Round
W	81-66	UC Santa Barbara	Quarterfinals
L	54-71	Pacific	Semifinals
1998		(1st Seed East)	Round
W	69-61	Long Beach State	Quarterfinals
W	65-56	Cal State Fullerton	Semifinals
W	78-63	Pacific	Championship
1999		(4th Seed East)	Round
L	74-75	UC Santa Barbara	Quarterfinals

2000		(1st Seed East)	Round
W	64-41	Pacific	Quarterfinals
W	69-64	Nevada	Semifinals
W	71-66	New Mexico State	Championship
2001		(2nd Seed)	Round
W	74-43	Cal State Fullerton	Quarterfinals
W	67-48	Boise State	Semifinals
W	50-38	Pacific	Championship
2002		(1st Seed)	Round
W	61-41	Idaho	Quarterfinals
W	69-65	Pacific	Semifinals
L	56-60	UC Santa Barbara	Championship
2003		(3rd Seed)	Round
W	89-83 ot	Cal State Fullerton	Quarterfinals
W	62-55	UC Irvine	Semifinals
W	57-54	Cal Poly	Championship
2004		(1st Seed)	Round
L	62-63	Cal State Northridge	Semifinals
2005		(2nd Seed)	Round
W	84-77	Cal State Fullerton	Semifinals
W	65-52	Pacific	Championship

USU's WAC Tournament Results

2006		(2nd Seed)	Round
W	76-69	San Jose State	Quarterfinals
W	68-64	Louisiana Tech	Semifinals
L	63-70 ot	Nevada	Championship

USU By Round

Overall: 28-22

First Round: 12-14

Semifinal: 10-4

Championship: 6-4

USU vs. The Field

1-0	Boise State
1-0	Cal Poly
4-1	Cal State Fullerton
0-1	Cal State Northridge
1-1	Fresno State
1-0	Idaho
2-1	Long Beach State
1-0	Louisiana Tech
2-1	New Mexico State
2-1	Nevada
0-2	Nevada-Las Vegas
5-3	Pacific
3-4	San Jose State
3-3	UC Irvine
2-4	UC Santa Barbara
28-22	Overall
2-1	vs. Current WAC Members

USU All-Tournament Selections

1979 — Keith McDonald, Dean Hunger
 1981 — Brian Jackson
 1988 — Dan Conway, Kevin Nixon
 1996 — Antwan Smith, Justin Jones, Silas Mills
 1997 — Marcus Saxon
 1998 — Marcus Saxon (MVP), Kevin Rice, Donnie Johnson
 2000 — Shawn Daniels (Co-MVP), Troy Rolle (Co-MVP)
 2001 — Bernard Rock (MVP), Shawn Daniels, Curtis Bobb
 2002 — Tony Brown, Desmond Penigar
 2003 — Desmond Penigar (MVP), Mark Brown, Cardell Butler
 2005 — Jaycee Carroll (MVP), Nate Harris, Spencer Nelson
 2006 — Nate Harris



Tournament History



NCAA Tournament History

1939 (18-6) • First Round • Western Region

L 39-50	Oklahoma	San Francisco, Calif.
W 51-49	Texas	San Francisco, Calif.

1962 (22-7) • Regional Semifinals • West Region

W 78-73	Arizona State	Corvallis, Ore.
L 62-73	UCLA	Provo, Utah
L 71-75	Pepperdine	Provo, Utah

1963 (20-7) • First Round • West Region

L 75-79*	Arizona State	Eugene, Ore.
----------	---------------	--------------

1964 (21-8) • Regional Semifinals • West Region

W 92-90	Arizona State	Eugene, Ore.
L 58-64	San Francisco	Corvallis, Ore.
L 78-88	Seattle	Corvallis, Ore.

1970 (22-7) • Regional Finals • West Region

W 91-81	Texas-El Paso	Provo, Utah
W 69-68	Santa Clara	Seattle, Wash.
L 79-101	UCLA	Seattle, Wash.

1971 (20-7) • First Round • West Region

L 82-91	Brigham Young	Logan, Utah
---------	---------------	-------------

1975 (21-6) • First Round • West Region

L 63-69	Montana	Pullman, Wash.
---------	---------	----------------

1979 (19-11) • First Round • West Region

L 67-86	So. California	Los Angeles, Calif.
---------	----------------	---------------------

1980 (19-8) • First Round • West Region (11th seed)

L 73-76	Clemson	Ogden, Utah
---------	---------	-------------

1983 (20-9) • First Round • Midwest Region (10th seed)

L 59-64	Iowa	Louisville, Ky.
---------	------	-----------------

1988 (21-10) • First Round • Midwest Region (10th seed)

L 77-80	Vanderbilt	Lincoln, Neb.
---------	------------	---------------

1998 (25-8) • First Round • West Region (12th seed)

L 68-82	Maryland	Sacramento, Calif.
---------	----------	--------------------

2000 (28-6) • First Round • South Region (12th seed)

L 67-75	Connecticut	Birmingham, Ala.
---------	-------------	------------------

2001 (28-6) • Second Round • East Region (12th seed)

W 77-68*	Ohio State	Greensboro, N.C.
L 50-75	UCLA	Greensboro, N.C.

2003 (24-9) • First Round • West Region (15th seed)

L 61-64	Kansas	Oklahoma City, Okla.
---------	--------	----------------------

2005 (24-8) • First Round • Chicago Region (14th seed)

L 53-66	Arizona	Boise, Idaho
---------	---------	--------------

2006 (23-9) • First Round • Washington, D.C. Region (12th seed)

L 61-75	Washington	San Diego, Calif.
---------	------------	-------------------

NIT Tournament History

1960 (24-5)

W 73-72*	Villanova	New York, N.Y.
L 62-68	Providence	New York, N.Y.
W 99-83	St. Bonaventure	New York, N.Y.

1967 (20-6)

L 76-78	Rutgers	New York, N.Y.
---------	---------	----------------

1978 (21-7)

L 66-67	at Nebraska	Lincoln, Neb.
---------	-------------	---------------

1984 (19-11)

L 92-94	SOUTHWESTERN LA	Logan, Utah
---------	-----------------	-------------

1995 (21-8)

L 87-93*	ILLINOIS STATE	Logan, Utah
(* — Overtime)		

2002 (23-8)

L 69-77	MONTANA STATE	Logan, Utah
---------	---------------	-------------

2004 (25-4)

L 74-85	HAWAI'I	Logan, Utah
---------	---------	-------------

NCAA Tournament: 6-19 (17 years)

NIT Tournament: 2-7 (7 years)

Total Postseason: 8-25 (24 years)

NCAA/NIT Tournament Records

Individual

Points	38	Wayne Estes	Opponent
Rebounds	18	Alan Parrish	Arizona State (1964)
Assists	10	Tony Brown	Rutgers (3/11/67)
Turnovers	8	Kevin McDonald	Montana St. (3/12/02)
Blocks	3	Greg Grant	So. Calif. (3/9/79)
		Mike Santos	Iowa (3/18/83)
		Dion Bailey	Nebraska (3/8/78)
Steals	4	Kevin Nixon	Ohio State (3/15/01)
	4	Kevin Nixon	Vanderbilt (3/18/88)
Minutes Played	43	Corwin Woodard	Illinois State (3/16/95)
Field Goal %	1.000 (9-9)	Ron Ence	SW La. (3/14/84)
3 Field Goal %	.500 (5-10)	Jaycee Carroll	Arizona (3/17/05)
Free Throw %	.909 (10-11)	Wayne Estes	Arizona State (1964)
Field Goals Made	14	Marvin Roberts	UCLA (3/14/70)
		Nate Williams	UTEP (3/7/70)
		Wayne Estes	Arizona State (1964)
Field Goals Att.	35	Marvin Roberts	UCLA (3/14/70)
Three-Point FG	5	Jaycee Carroll	Arizona (3/17/05)
		Corwin Woodard	Illinois State (3/16/95)
3 Field Goals Att.	13	Corwin Woodard	Illinois State (3/16/95)
Free Throws	10	Wayne Estes	Arizona State (1964)
		Max Perry	Villanova (3/12/60)
Free Throws Att.	15	Cornell Green	Villanova (3/12/60)

Team

Points	99	St. Bonaventure (3/19/60)
Rebounds	62	St. Bonaventure (3/19/60)
Fouls	29	BYU (3/13/71)
Assists	25	Southwestern Louisiana (3/14/84)
Turnovers	22	BYU (3/13/71)
		Washington (3/16/06)
Blocks	5	Ohio State (3/15/01)
Steals	12	Ohio State (3/15/01)
Field Goals	39	St. Bonaventure (3/19/60)
		Southwestern Louisiana (3/14/84)
Field Goals Attempted	91	UCLA (3/14/70)
Three-Point Field Goals	7	Arizona (3/17/05)
3 Field Goals Att.	22	Vanderbilt (3/18/88)
Free Throws	23	Villanova (3/12/60)
Free Throws Att.	38	Villanova (3/12/60)
Field Goal Pct.	.650 (39-60)	Southwestern Louisiana (3/14/84)
3 Field Goal Pct.	.455 (5-11)	Ohio State (3/15/01)
Free Throw %	.917 (11-12)	Connecticut (3/17/00)



All-Time Opponents



Opponent	Games	USU Wins	USU Losses	First Meeting	Last Meeting	Opponent	Games	USU Wins	USU Losses	First Meeting	Last Meeting	Opponent	Games	USU Wins	USU Losses	First Meeting	Last Meeting
38th Infantry	1	1	0	1929-30	1929-30	Idaho Southern	5	4	1	1944-45	1946-47	Preston Athletic Club	2	2	0	1921-22	1921-22
Air Force	12	10	2	1962-63	2000-01	Idaho State	43	30	13	1942-43	2003-04	Providence	3	1	2	1959-60	1966-67
Albany	1	1	0	2000-01	2000-01	Illinois	2	0	2	1953-54	1985-86	Radford	1	1	0	1997-98	1997-98
American	1	1	0	1963-64	1963-64	Illinois State	4	2	2	1983-84	2003-04	Redlands	1	1	0	1979-80	1979-80
American Institute	1	1	0	1946-47	1946-47	Indiana	2	0	2	1976-77	1988-89	Regis	5	3	2	1948-49	1976-77
American University	1	1	0	1967-68	1967-68	Indiana State	1	1	0	1972-73	1972-73	Rexburg Athletic Club	1	1	0	1918-19	1918-19
Arizona	4	3	1	1958-59	2004-05	Iona	1	0	1	1978-79	1978-79	Richmond High School	1	1	0	1915-16	1915-16
Arizona State	14	9	5	1951-52	1976-77	Iowa	2	0	2	1949-50	1982-83	Ricks College	2	2	0	1918-19	1942-43
Arkansas	1	1	0	1971-72	1971-72	Iowa State	4	2	2	1950-51	1963-64	Rutgers	3	1	2	1966-67	1992-93
Arkansas-Little Rock	1	1	0	2005-06	2005-06	IPFW	1	0	1	2004-05	2004-05	Sacramento State	3	2	1	1951-52	1969-70
Arkansas State	1	1	0	2002-03	2002-03	Italian Athletic Club	1	0	1	1934-35	1934-35	St. Bonaventure	2	2	0	1947-48	1959-60
Armour Creamery	1	1	0	1930-31	1930-31	Jackson State	2	1	1	2002-03	2003-04	St. Francis	1	1	0	1970-71	1970-71
Armstrong	1	1	0	1942-43	1942-43	Jacksonville	1	0	1	1981-82	1981-82	St. Joseph's (Pa.)	2	1	1	1946-47	1953-54
Augustana	1	1	0	1971-72	1971-72	James Madison	1	1	0	1977-78	1977-78	St. Louis	1	0	1	1967-68	1967-68
Austin Peay	1	0	1	2000-01	2000-01	Kansas	7	2	5	1935-36	2002-03	St. Martin's	1	1	0	1980-81	1980-81
Baylor	1	1	0	1954-55	1954-55	Kansas State	4	0	4	1949-50	1988-89	St. Mary's (Calif.)	5	4	1	1939-40	1977-78
BCH	1	1	0	1913-14	1913-14	Kearns	1	0	1	1944-45	1944-45	St. Peter's	2	1	1	1968-69	1969-70
Bingham	1	1	0	1917-18	1917-18	Kent	2	2	0	1960-61	1971-72	Salt Lake High School	2	1	1	1909-10	1913-14
Binghamton	1	1	0	2005-06	2005-06	Kentucky	1	0	1	1957-58	1957-58	San Diego	2	2	0	1982-83	1999-00
Boise State	23	18	5	1973-74	2005-06	Kentucky Wesleyan	2	1	1	1955-56	1958-59	San Diego DeMolay	1	1	0	1924-25	1924-25
Boston College	1	0	1	1964-65	1964-65	Kurley Killowatts	1	1	0	1938-39	1938-39	San Diego State	3	3	0	1962-63	1998-99
Bowling Green	1	1	0	1970-71	1970-71	Lafayette	1	1	0	1998-99	1998-99	San Francisco	11	3	8	1935-36	2003-04
Box Elder High School	2	2	0	1916-17	1916-17	Lamar	1	1	0	1983-84	1983-84	San Francisco State	2	2	0	1951-52	1961-62
Bradley	3	1	2	1946-47	1964-65	Lambuth College	1	1	0	1934-35	1934-35	San Jose State	56	36	20	1935-36	2005-06
Branch Ag College	5	5	0	1913-14	1932-33	LaSalle	3	2	1	1963-64	1979-80	Santa Clara	5	3	2	1951-52	2000-01
Brigham Young College	30	14	16	1903-04	1920-21	Lawrence Tech	3	2	1	1947-48	1951-52	Seattle	27	14	13	1956-57	1975-76
BYU	223	90	133	1905-06	2005-06	LDS College	1	1	0	1905-06	1912-13	Seattle Pacific	1	1	0	1992-93	1992-93
BYU-Hawaii	2	2	0	1989-90	1991-92	Lewis & Clark College	1	1	0	2005-06	2005-06	Seton Hall	1	0	1	1981-82	1981-82
Butler	2	2	0	1962-63	1964-65	Lewis & Clark State	3	3	0	1993-94	1995-96	Simon Fraser	6	6	0	1994-95	1999-00
Cache All-Stars	1	1	0	1912-13	1912-13	Lincoln Athletic Club	1	1	0	1924-25	1924-25	South Cache High School	1	1	0	1915-16	1915-16
Cache Coaches	1	1	0	1944-45	1944-45	Logan Coaches	1	1	0	1920-21	1920-21	South Carolina State	1	1	0	2004-05	2004-05
Cache Valley All-Stars	3	3	0	1936-37	1942-43	Logan Elks	2	2	0	1934-35	1934-35	South Dakota State	3	3	0	1960-61	2005-06
California	10	5	5	1931-32	1971-72	Logan Marines	1	1	0	1942-43	1942-43	South Florida	1	1	0	2000-01	2000-01
Cal Poly	16	15	1	1994-95	2004-05	Long Beach Athletic Club	2	0	2	1931-32	1931-32	Southern Cal	14	6	8	1924-25	1999-00
Cal State Bakersfield	1	1	0	1976-77	1976-77	Long Beach State	53	32	21	1978-79	2004-05	Southern Cal College	1	1	0	1996-97	1996-97
Cal State Fullerton	56	39	17	1972-73	2004-05	Long Island University	3	2	1	1946-47	1997-98	Southern Cal Freshmen	1	1	0	1924-25	1924-25
Cal State Los Angeles	1	1	0	1969-70	1969-70	Lords	1	0	1	1947-48	1947-48	Southern Illinois	2	0	2	1995-96	1996-97
Cal State Northridge	13	10	3	1976-77	2004-05	Los Angeles Athletic Club	4	1	3	1924-25	1931-32	Southern Mississippi	4	3	1	1972-73	1995-96
Cal State Stanislaus	1	1	0	1976-77	1976-77	Los Angeles State	3	2	1	1951-52	1961-62	Southern Oregon	1	1	0	1997-98	1997-98
CCNY	1	0	1	1947-48	1947-48	Louisiana-Lafayette	1	0	1	1983-84	1983-84	Southern Utah	1	1	0	1994-95	1994-95
Centenary	3	2	1	1965-66	2001-02	Louisiana-Monroe	1	1	0	1974-75	1974-75	Springfield	1	1	0	1946-47	1946-47
Central Florida	1	0	1	2004-05	2004-05	Louisiana Tech	3	3	0	2005-06	2005-06	Stanford	6	3	3	1933-34	1976-77
Chadron State	1	1	0	1993-94	1993-94	Loyola (Calif.)	5	5	0	1961-62	1966-67	Temple	1	0	1	1973-74	1973-74
Chaminade	2	2	0	1995-96	1999-00	Loyola Marymount	1	1	0	2004-05	2004-05	Tennessee	2	0	2	1949-50	1967-68
Clarion State	1	1	0	1951-52	1951-52	LSU	3	2	1	1970-71	1984-85	Texas	1	1	0	1932-33	1932-33
Clark Insurance	1	1	0	1933-34	1933-34	Manhattan	2	1	1	1936-37	1952-53	Texaco Oil	2	2	0	1938-39	1987-88
Clark's All-Stars	1	1	0	1939-40	1939-40	Maryland	1	0	1	1997-98	1997-98	Texas El Paso	5	1	4	1962-63	1969-70
Clefield	1	1	0	1945-46	1945-46	McMillan Ring-Frees	1	1	0	1934-35	1934-35	Texas A&M	2	1	1	1963-64	1983-84
Clemson	1	0	1	1979-80	1979-80	Mercer	1	1	0	1999-00	1999-00	Texas Christian	2	2	0	1960-61	1982-83
College of Idaho	1	1	0	1939-40	1939-40	Mesa State	1	1	0	1975-76	1975-76	Texas Southern	1	1	0	1996-97	1996-97
Colorado	23	5	18	1937-38	1989-90	Miami (Ohio)	1	1	0	1952-53	1952-53	Texas Tech	3	2	1	1972-73	1976-77
Colorado-Colo. Springs	2	2	0	1998-99	2000-01	Michigan State	2	2	0	1962-63	1980-81	Toledo	1	0	1	1958-59	1958-59
Colorado College	1	1	0	1933-34	1933-34	Middle Tennessee	2	1	1	2005-06	2005-06	Tremonton Athletic Club	1	1	0	1920-21	1920-21
Colorado State	83	49	34	1937-38	1998-99	Midwestern	1	1	0	1982-83	1982-83	Trinity	1	1	0	1973-74	1973-74
Combined Teams	1	0	1	1932-33	1932-33	Midwestern State	1	1	0	1977-78	1977-78	Tulane	3	2	1	1970-71	1973-74
Connecticut	1	0	1	1999-00	1999-00	Minnesota	4	3	1	1964-65	1997-98	Tulsa	2	0	2	1965-66	1966-67
Creighton	4	2	2	1962-63	1966-67	Mint Cafe	1	1	0	1938-39	1938-39	UC Davis	1	1	0	2004-05	2004-05
Dayton	1	0	1	1957-58	1957-58	Mississippi Valley State	1	1	0	1995-96	1995-96	UC Irvine	56	30	26	1978-79	2004-05
Deaf & Blind School	1	0	1	1905-06	1905-06	Missouri	2	1	1	1967-68	1968-69	UCLA	10	3	7	1932-33	2000-01
Deaf and Dumb	1	1	0	1903-04	1903-04	Montana	42	28	14	1913-14	1981-82	UC Riverside	10	9	1	2000-01	2004-05
Delaware	1	1	0	1969-70	1969-70	Montana Mines	4	4	0	1921-22	1929-30	UC San Diego	1	1	0	1999-00	1999-00
Denver	89	54	35	1922-23	1977-78	Montana State	116	76	40	1913-14	2001-02	UC Santa Barbara	58	36	22	1970-71	2004-05
Denver Athletic Club	2	2	0	1933-34	1934-35	Montana Tech	2	2	0	1992-93	2000-01	Union Pacific	1	1	0	1929-30	1929-30
DePaul	1	1	0	1973-74	1973-74	Morehead State	1	1	0	1965-66	1965-66	United Billiards	2	2	0	1931-32	1932-33
Deseret News	1	1	0	1930-31	1930-31	Mt. St. Charles	7	6	1	1921-22	1928-29	UNLV	30	3	27	1982-83	1995-96
Detroit	2	1	1	1960-61	1988-89	Murray State	2	2	0	1985-86	1987-88	Utah	218	90	128	1908-09	2005-06
Doane College	1	1	0	1973-74	1973-74	Nebraska	2	2	0	1960-61	1977-78	Utah Athletic Association	1	1	0	1920-21	1920-21
Drake	2	1	1	1959-60	2002-03	Nevada	32	23	9	1935-36	2005-06	Valparaiso	1	0	1	1995-96	1995-96
Duquesne	1	0	1	1947-48	1947-48	New Mexico	23	19	4	1951-52	1979-80	Vanderbilt	1	0	1	1987-88	1987-88
East Central Oklahoma	1	1	0	1980-81	1980-81	New Mexico State	49	27	22	1960-61	2005-06	Vermont	1	1	0	2002-03	2002-03
East High School	1	1	0	1916-17	1916-17	New Orleans	2	1	1	1974-75	1975-76	Vico Oil	1	1	0	1928-29	1928-29
Eastern Kentucky	1	0	1	1975-76	1975-76	New York University	4	3	1	1952-53	1960-61	Villanova	1	1	0	1959-60	1959-60
Eastern Oregon	1	1	0	1941-42	1941-42	Niagara	1	1	0	1959-60	1959-60	Washington	8	5	3	1962-63	2005-06
Eastern Washington	4	2	2	1952-53	1956-57	Norfolk State	1	1	0	1998-99	1998-99	Washington (Mo.)	4	1	3	1953-54	1958-59
Ecker Studio College	5	2	3	1937-38	1938-39	North Carolina State	1	0	1	1986-87	1986-87	Washington State	8	7	1	1946-47	1959-60
Emporia State	1	0	1	1948-49	1948-49	North Dakota	1	0	1	1928-29	1928-29	Watkins Motor	1	1	0	1937-38	1937-38
Evansville	2	2	0	1967-68	1971-72	North Texas	9	8	1	1975-76	1999-00	Watts All-Stars	3	3	0	1938-39	1940-41
Faculty	1	0	1	1916-17	1916-17	Northeastern	1	0	1	1986-							

WAC Quick Facts

Founded 1962

Address

9250 E. Costilla Ave., Suite 300
Englewood, CO 80112-3662

Affiliations (Year Joined WAC)

Boise State (2001), Fresno State (1992), Hawai'i (1979), Idaho (2005), Louisiana Tech (2001), New Mexico State (2005), Nevada (2000), San Jose State (1996), Utah State (2005)

Men's Sports

Baseball, Basketball, Cross Country, Football, Golf, Indoor Track & Field, Outdoor Track & Field, Tennis

Women's Sports

Basketball, Cross Country, Golf, Gymnastics, Indoor Track & Field, Outdoor Track & Field, Soccer, Softball, Swimming & Diving, Tennis, Volleyball

Website

www.wacsports.com

Directory

Phone: (303) 799-9221

Fax: (303) 799-3888

Karl Benson

Commissioner
kbenson@wac.org

Jeff Hurd

Sr. Associate Commissioner
jhurd@wac.org

Steve Macy

Business & Marketing
macy@wac.org

David Chaffin

Media Relations
dchaffin@wac.org

Lisa Vad Thorner

Sr. Women's Administrator
lvad@wac.org

Anthony Archbald

Compliance
aarchbald@wac.org

Ben Cunningham

Business & Technology
bcunningham@wac.org

Kara Irving

Media Relations
kirving@wac.org

Kathy Schild

Executive Assistant
kschild@wac.org

In its 45th year, the Western Athletic Conference continues to evolve and features some of the nation's best intercollegiate competition. One thing that remains unchanged is the persistent nature of the nine schools in the WAC to advance their programs to contend at the top levels of the NCAA.

The WAC provides its student-athletes the chance to travel to scenic destinations and gain exposure in some of the nation's most diverse markets. In addition, the WAC's student-athletes work to achieve the highest levels of success with the academic support of their respective institutions.

The WAC has experienced tremendous success. Over the past four years, it has won 57.1 percent of its bowl games, the second-best winning percentage of any conference in the nation. In the past three seasons, the WAC has sent a total of 11 teams to bowl games. Boise State has won 53 games since joining the conference, the fourth-most in the nation.

In men's basketball, the WAC has sent at least two teams to the NCAA Tournament in 22 of the past 23 seasons. Every current school in the WAC has competed in the NCAA Tournament since 1990. Fresno State softball and Louisiana Tech women's basketball have both competed in every NCAA Tournament ever held.

Current WAC alums have made their presence felt as well. David Carr (Fresno State) was the first player selected in the 2002 NFL Draft by the Houston Texans. Cheryl Ford (Louisiana Tech) was named the WNBA Rookie of the Year and helped the Detroit Shock win the league's championship in 2003. And in 2004, the United States' softball team won the Olympic gold medal with former Fresno State players Laura Berg and Lovie Jung.

In 2001, the WAC partnered with ESPN and added a regional network for unprecedented coverage of football and basketball. Over the past three years, the networks have shown a total of 72 football games, by far the most in a three-year period in WAC history.

The WAC is the sixth oldest among the nation's 11 Division I-A conferences. Its history traces back to July 27, 1962, when the original six-team league of Arizona, Arizona State, Brigham Young, New Mexico, Utah and Wyoming began competition.

The first championship was held in November 1962, when Arizona won the men's cross country title and New Mexico followed with the first WAC football title. Arizona finished

second in the NCAA College World Series and, less than three years later, Arizona State claimed the league's first NCAA title when the Sun Devils won the College World Series trophy. Rice was the last WAC school to earn an NCAA team title when it won the College World Series in 2003.

Since that year, several changes have occurred. UTEP and Colorado State became members in September 1967, while Arizona and Arizona State withdrew on June 30, 1978. The WAC then added San Diego State (1978), Hawai'i (1979) and Air Force (1980). Before 1990, the WAC sponsored championships only in men's sports. However, a merger with the High Country Athletic Conference formed a single conference under one administrative structure, and the 1990-91 athletic year was the first in which both men and women competed under the WAC name. Fresno State was added in 1992, and then in 1996, the women's programs from Air Force and Hawai'i along with six new schools (UNLV, Rice, San Jose State, SMU, TCU and Tulsa) came into the WAC. Air Force, Brigham Young, Colorado State, UNLV, New Mexico, San Diego State, Utah and Wyoming withdrew on June 30, 1999. Nevada (2000), Boise State (2001) and Louisiana Tech (2001) were added while TCU withdrew following the 2000-01 season. The current membership was established on July 1, 2005, when Idaho, New Mexico State and Utah State joined the WAC after Rice, SMU, UTEP and Tulsa withdrew.

The WAC has had just five commissioners in its history. Paul Brechler was named the first leader of the conference and held the position from 1962-1968. He was followed by Wiles Hallock (1968-71), Stan Bates (1971-80), Dr. Joe Kearney (1980-94) and Karl Benson (1994-present).

Presently, the WAC crowns team and individual champions in 19 sports – eight men's and 11 women's. For the men, there are championships in baseball, basketball, cross country, football, golf, tennis, indoor track and field and outdoor track and field. Championships for women are held in basketball, cross country, golf, gymnastics, soccer, softball, swimming and diving, tennis, indoor track and field, outdoor track and field and volleyball.

The WAC office has been located in the Denver area since the conference's inception with the exception of a two-year stay in Phoenix from 1964-66.





Boise State University
Taco Bell Arena
Capacity: 12,380



Fresno State University
Save Mart Center
Capacity: 16,116



University of Hawai'i
Stan Sheriff Center
Capacity: 10,300



University of Idaho
Cowan Spectrum
Capacity: 7,000



Louisiana Tech University
Thomas Assembly Center
Capacity: 8,000



University of Nevada
Lawlor Events Center
Capacity: 11,200



New Mexico State University
Pan American Center
Capacity: 13,071



San Jose State University
The Event Center
Capacity: 5,000



Utah State University
Dee Glen Smith Spectrum
Capacity: 10,270





WAC Composite Schedule



November 10 (Friday)

Fresno State Tournament at Fresno State
(Winston-Salem St., South Alabama, UC Irvine)
Utah State at Northwestern State, 7:45 pm
North Dakota State at Idaho, 7 pm
Hawai'i at UNLV, 7 pm
Alaska-Anchorage at Nevada, 7 pm
San Jose State at UC Santa Barbara, 7 pm

November 11 (Saturday)

Fresno State Tournament at Fresno State
Boise State at Wyoming, 1 pm

November 12 (Sunday)

Fresno State Tournament at Fresno State

November 13 (Monday)

Coppin State at Hawai'i, 7 pm

November 14 (Tuesday)

San Jose State at CBE Classic
(Stanford, Long Beach State, Air Force)
Pacific at New Mexico State, 7 pm

November 15 (Wednesday)

San Jose State at CBE Classic
Nevada at Oregon State, TBA

November 16 (Thursday)

Idaho at South Dakota State, TBA

November 17 (Friday)

Louisiana Tech at Texas A&M Tournament
(Texas A&M, Lamar, Saint Louis)
Utah State at Top of the World Classic
(Centenary, SE Missouri State, Drake, AK-
Fairbanks, Rhode Island, Troy, Weber State)
New Mexico State at Loyola Marymount, TBA
Fresno State at San Francisco, 8 pm

November 18 (Saturday)

Louisiana Tech at Texas A&M Tournament
Utah State at Top of the World Classic
Southern Utah at Boise State, 7:30 pm
Arkansas-Pine Bluff at Nevada, 7 pm

November 19 (Sunday)

Louisiana Tech at Texas A&M Tournament
Utah State at Top of the World Classic
New Mexico State at Arizona, 2 pm
Montana State at Idaho, TBA
Oregon State at Hawai'i, 5 pm

November 20 (Monday)

Boise State at Colorado State, 7 pm

November 21 (Tuesday)

San Jose State at Arizona State, TBA
UC Irvine at Nevada, 7 pm
Arkansas-Pine Bluff at Fresno State, 8 pm

November 22 (Wednesday)

Louisiana Tech at McNeese State, TBA
Idaho at Southern Utah, 7 pm

November 23 (Thursday)

Hawai'i at Carrs/Safeway Great Alaska
Shootout (Hofstra, Marshall, California,
Loyola Marymount, Alaska-Anchorage,
Missouri-Kansas City, Pacific)

November 24 (Friday)

Hawai'i at Carrs/Safeway Great Alaska Shootout

November 25 (Saturday)

Hawai'i at Carrs/Safeway Great Alaska Shootout
Boise St. vs. Washington St. (Spokane), 1 pm
Weber State at Utah State, 7 pm
Nevada at Santa Clara, 7 pm

November 26 (Sunday)

Idaho at Gonzaga, 7 pm

November 27 (Monday)

San Jose State at Santa Clara, 7 pm

November 28 (Tuesday)

New Mexico State at New Mexico, 7 pm

November 29 (Wednesday)

Utah State at South Dakota State, 7 pm
Brigham Young at Boise State, 7 pm
Southern Illinois at Louisiana Tech, 7 pm
Nevada at Louisiana-Lafayette, 7 pm
Idaho at Washington, 7 pm
San Jose State at Saint Mary's, 7 pm
Montana State at Fresno State, 7 pm
Hawai'i at Santa Clara, 7 pm

December 1 (Friday)

Lou Henson Classic at New Mexico State
(Chicago St., San Francisco, SE Louisiana)

December 2 (Saturday)

Lou Henson Classic at New Mexico State
Louisiana Tech at Louisiana-Lafayette, TBA
Idaho State at Utah State, 7 pm
Southern Utah at Idaho, 7 pm
Fresno State at Oregon State, TBA

December 3 (Sunday)

Boise State at Montana, 2 pm
Cal Poly at San Jose State, 2 pm
Nevada vs. California (Pete Newell Classic-
San Jose), 3:30 p.m.

December 5 (Tuesday)

New Mexico at New Mexico State, 7 pm
UNLV at Hawai'i, 7 pm

December 6 (Wednesday)

Texas Tech at Louisiana Tech, 7 pm
Utah at Utah State, 7 pm
Montana State at Boise State, 7 pm
San Jose State at Brigham Young, 7 pm
Idaho at Idaho State, 7 pm
Fresno State at UC Santa Barbara, 7 pm

December 9 (Saturday)

Southern at Louisiana Tech, 7 pm
Fresno State at Montana State, 7 pm
UTEP at New Mexico State, 7 pm
Utah State at Utah Valley State, 7 pm
Washington State at Idaho, 7 pm
Boise State at Cal State Northridge, 7 pm
UNLV at Nevada, 8 pm

December 10 (Sunday)

Portland State at San Jose State, 3 pm

December 11 (Monday)

Arkansas-Pine Bluff at New Mexico State, 7 pm

December 12 (Tuesday)

Saint Mary's at Nevada, 7 pm

December 16 (Saturday)

Utah State at Brigham Young, 4 pm
Louisiana Tech at Southern, 7 pm
Idaho at North Dakota State, 7 pm
New Mexico State at UTEP, TBA
Sacramento State at Boise State, 7 pm
Pacific at Nevada, 7 pm
Creighton at Fresno State, 7 pm
Northwestern State at Hawai'i, 5 pm

December 17 (Sunday)

Long Beach State at San Jose State, 3 pm

December 19 (Tuesday)

Boise State at Loyola Marymount, 7 pm
Stanford at Fresno State, 7 pm

December 20 (Wednesday)

43rd Outrigger Hotels Rainbow Classic
at Hawai'i (San Francisco, Wyoming,
Nebraska, Charlotte, Houston, Valparaiso,
Creighton)

December 21 (Thursday)

Louisiana Tech at Centenary, TBA
Western New Mexico at New Mexico St., 7 pm
IPFW at Utah State, 7 pm
Idaho at Eastern Washington, 7 pm

December 22 (Friday)

43rd Outrigger Hotels Rainbow Classic at Hawai'i
Louisiana Tech at LSU, 2 pm
Utah State at Santa Clara, 1 pm
San Jose State at Cal State Fullerton, 2 pm
Cal Poly at Fresno State, 7 pm

December 23 (Saturday)

43rd Outrigger Hotels Rainbow Classic at Hawai'i
Louisiana Tech at LSU, 2 pm
Utah State at Santa Clara, 1 pm
San Jose State at Cal State Fullerton, 2 pm
Cal Poly at Fresno State, 7 pm

December 28 (Thursday)

Maine at Nevada, 5:30 pm
Norfolk State at New Mexico State, 7 pm
Tennessee-Martin at Hawai'i, 7 pm

December 30 (Saturday)

Louisiana Tech at Arkansas, TBA
Idaho State at Boise State, 3:30 pm
Nevada vs. Gonzaga (Seattle, WA), 3 pm
CS Bakersfield at Utah State, 7 pm
South Dakota State at Idaho, 7 pm
San Diego at Fresno State, 7 pm

December 31 (Sunday)

San Jose State at Duke, 1 pm

January 1 (Monday)

New Mexico State at Chicago State, TBA

January 4 (Thursday)

*San Jose State at Louisiana Tech, 7 pm
*Hawai'i at New Mexico State, 7 pm
*Utah State at Boise State, 7 pm
*Idaho at Fresno State, 7 pm

January 6 (Saturday)

*Hawai'i at Louisiana Tech, 7 pm
*San Jose State at New Mexico State, 7 pm
*Idaho at Nevada, 7 pm
*Utah State at Fresno State, 7 pm

January 8 (Monday)

*Boise State at Nevada, 7 pm

January 10 (Wednesday)

Utah Valley State at Utah State, 7 pm

January 11 (Thursday)

*Louisiana Tech at Boise State, 7 pm
*New Mexico State at Idaho, 7 pm
*Nevada at San Jose State, 7 pm
*Fresno State at Hawai'i, 7 pm

January 13 (Saturday)

*Fresno State at San Jose State, 3 pm
*Louisiana Tech at Utah State, 7 pm
*New Mexico State at Boise State, 7 pm
*Nevada at Hawai'i, 7 pm

January 15 (Monday)

*Idaho at Utah State, 7 pm

January 17 (Wednesday)

*New Mexico State at Louisiana Tech, 7 pm

January 18 (Thursday)

*Boise State at Utah State, 7 pm
*Hawai'i at Idaho, 7 pm
*Fresno State at Nevada, 7 pm

January 20 (Saturday)

*Utah State at San Jose State, 3 pm
*Nevada at New Mexico State, 7 pm
*Hawai'i at Boise State, 7 pm
*Louisiana Tech at Idaho, 7 pm

January 22 (Monday)

*San Jose State at Fresno State, 7 pm

January 24 (Wednesday)

*Idaho at New Mexico State, 7 pm

January 25 (Thursday)

*Fresno State at Boise State, 7 pm
*Louisiana Tech at Nevada, 7 pm
*San Jose State at Hawai'i, 7 pm

January 27 (Saturday)

*Boise State at Idaho, 7 pm
*Utah State at Nevada, 7 pm
*Louisiana Tech at Fresno State, 7 pm
*New Mexico State at San Jose State, 7 pm

January 29 (Monday)

*Utah State at Hawai'i, 7 pm

January 31 (Wednesday)

*Nevada at Louisiana Tech, 7 pm
*Boise State at New Mexico State, 7 pm

February 1 (Thursday)

*San Jose State at Idaho, 7 pm
*Hawai'i at Fresno State, 7 pm

February 3 (Saturday)

*Boise State at Louisiana Tech, 7 pm
*Hawai'i at Nevada, 5 pm (ESPN2)
*San Jose State at Utah State, 7 pm
*Fresno State at Idaho, 7 pm

February 5 (Monday)

*New Mexico State at Utah State, 7 pm

February 7 (Wednesday)

*Idaho at Boise State, 7 pm

February 8 (Thursday)

*Nevada at Fresno State, 7 pm
*Louisiana Tech at San Jose State, 7 pm

February 10 (Saturday)

*Boise State at San Jose State, 3 pm
*Utah State at Idaho, 7 pm
*New Mexico State at Fresno State, 7 pm
*Louisiana Tech at Hawai'i, 7 pm

February 12 (Monday)

*New Mexico State at Hawai'i, 7 pm

February 14 (Wednesday)

*Idaho at Louisiana Tech, 7 pm
*Hawai'i at Utah State, 7 pm
*San Jose State at Nevada, 7 pm

February 16-17 (Friday-Saturday)

BracketBusters

February 22 (Thursday)

*Fresno State at Louisiana Tech, 7 pm
*Utah State at New Mexico State, 7 pm
*San Jose State at Boise State, 7 pm
*Nevada at Idaho, 7 pm

February 24 (Saturday)

*Utah State at Louisiana Tech, 7 pm
*Fresno State at New Mexico State, 7 pm
*Nevada at Boise State, 7 pm
*Hawai'i at San Jose State, 7 pm

March 1 (Thursday)

*Louisiana Tech at New Mexico State, 7 pm
*Nevada at Utah State, 7 pm
*Boise State at Fresno State, 7 pm
*Idaho at Hawai'i, 7 pm

March 3 (Saturday)

*Fresno State at Utah State, 7 pm
*New Mexico St. at Nevada, 7 pm (ESPN2)
*Idaho at San Jose State, 7 pm
*Boise State at Hawai'i, 5 pm

WAC Tournament

March 6 (Tuesday)

WAC Tournament First Round at Las Cruces
Game 1, 7:30

March 8 (Thursday)

WAC Tournament Quarterfinals at Las Cruces
Game 2, 12:00
Game 3, 2:30
Game 4, 6:00
Game 5, 8:30

March 9 (Friday)

WAC Tournament Semifinals at Las Cruces
Game 6, 6:00
Game 7, 8:30

March 10 (Saturday)

WAC Tournament Championship at Las Cruces
Game 8, 7:00 (ESPN2)

NCAA Tournament

March 15 and 17 (Thursday and Saturday)

First and Second Rounds
Winston-Salem, N.C. (Veterans Coliseum)
Buffalo, N.Y. (HSBC Arena)
Spokane, Wash. (Spokane Memorial)
Sacramento, Calif. (ARCO Arena)

March 16 and 18 (Friday and Sunday)

First and Second Rounds
Lexington, Ky. (Rupp Arena)
Chicago, Ill. (United Center)
Columbus, Ohio (Nationwide Center)
New Orleans, La. (New Orleans Arena)

March 22 and 24 (Thursday and Saturday)

NCAA Regionals
San Antonio, Texas (Alamodome)
San Jose, Calif. (HP Pavilion)

March 23 and 25 (Friday and Sunday)

NCAA Regionals
East Rutherford, N.J. (Continental Airlines Arena)
St. Louis, Mo. (Edward Jones Dome)

Mar. 31 and Apr. 2 (Saturday and Monday)

Final Four
Atlanta, Ga. (Georgia Dome)

NINE WESTERN ATHLETIC CONFERENCE SCHOOLS WILL PARTICIPATE IN THE FIFTH ANNUAL



2007

BracketBusters

February 16-17





A total of an event-record 102 teams - representing 16 collegiate athletic conferences - will compete in the two-day event (February 16-17), with the entire ESPN BracketBusters slate of matchups to be announced in late January which schools will play where.

Of the 51 games, a total of 13 will be televised, with six contests on ESPN2. An additional five games will be aired on ESPNU -- ESPN's collegiate sports network which launched on March 4, 2005 -- and two will be televised on ESPN360 -- ESPN's broadband service. Please consult your local listings for start times.

In last year's BracketBusters-branded games (contests aired on the TV package), the Western Athletic Conference was 3-1 as Nevada defeated Akron, Louisiana Tech won at Southern Illinois, Utah State defended its home court with a win over Northwestern State and Fresno State dropped a close decision at Creighton.

HOME TEAMS: Boise State, Fresno State, Idaho, Nevada, New Mexico State, Montana, Northern Arizona, Coastal Carolina, Cal Poly, Cal State Northridge, Long Beach State, UC Santa Barbara, Delaware, George Mason, Georgia State, Hofstra, Northeastern, Virginia Commonwealth, Butler, Illinois-Chicago, Loyola (Ill.), Wright State, Youngstown State, Fairfield, Marist, Niagara, Rider, Siena, Akron, Buffalo, Eastern Michigan, Northern Illinois, Toledo, Western Michigan, Oral Roberts, Creighton, Drake, Illinois State, Indiana State, Missouri State, Wichita State, Morehead State, Samford, Southeast Missouri State, Tennessee-Martin, Tennessee State, Tennessee Tech, Bucknell, North Carolina-Greensboro, Tennessee Chattanooga, San Francisco.

VISITING TEAMS: Hawai'i, Louisiana Tech, San Jose State, Utah State, Albany, Maine, Eastern Washington, Portland State, Liberty, Winthrop, UC Irvine, UC Riverside, Cal State Fullerton, Pacific, Drexel, James Madison, North Carolina-Wilmington, Old Dominion, Towson, William and Mary, Cleveland State, Detroit, UW Green Bay, UW Milwaukee, Canisius, Iona, Loyola (Md.), Manhattan, Saint Peter's, Ball State, Bowling Green, Central Michigan, Kent State, Miami (Oh.), Ohio, Valparaiso, Bradley, Evansville, Northern Iowa, Southern Illinois, Austin Peay, Eastern Illinois, Eastern Kentucky, Jacksonville State, Murray State, Colgate, Holy Cross, Appalachian State, Elon, Northwestern State, Sam Houston State.





BOISE STATE

FRESNO STATE

HAWAI'I

IDAHO

LOUISIANA TECH

NEVADA

NEW MEXICO STATE

SAN JOSE STATE

UTAH STATE



**Good is Good,
but it is not great.**

Be Great.

Play Up.



WAC.tv

WACSports.com





REVIEW

When you think about Utah State Basketball, consistency has to be one of the first words that come to mind. How could it not when you reflect on the success the program has had over the last seven years. Among the accomplishments are seven straight 20-win seasons and seven straight postseason appearances (5 NCAA, 2 NIT), both of which are school records. And with a 23-9 record and a trip to the NCAA Tournament, the 2005-06 edition of Aggie Hoops continued the unprecedented run of success Utah State has had under head coach Stew Morrill.

Optimism was high heading into the 2005-06 season as Utah State returned four starters from the previous year's team that went 24-8 and advanced to the NCAA Tournament, along with its move into the Western Athletic Conference. Even with all that optimism, there were still questions that this team would have to answer, including how it would adjust without one of the most complete players in school history in Spencer Nelson (who averaged 16.0 points, 7.9 rebounds and 4.8 assists per game as a senior). And how it would adjust to competing in one of the top-10 basketball conferences in the country in the WAC.

Despite the challenges that faced the 2005-06 Utah State basketball

team, hard work and determination prevailed as they won 23 games for the seventh straight season and advanced to the NCAA Tournament for the fifth time in the last seven years after receiving the school's first at-large berth to the NCAA Tournament in 23 years.

Even though Utah State returned four starters to the 2005-06 team, it also returned just one experienced player coming off the bench to go with five newcomers who would need to make immediate impacts for this team to be successful.

Utah State began the season with an impressive 72-67 overtime win at Oral Roberts to notch its 12th-straight season-opening victory. The Aggies then defeated Lewis & Clark College and Middle Tennessee at home, followed by a nine-point win at Weber State to start the season with a respectable 4-2 record.

After dropping its first-ever WAC game at Hawai'i in mid-December, Utah State concluded its pre-season by defeating Oral Roberts and Brigham Young at home, along with Arkansas-Little Rock and Binghamton in the 12th annual Gossner Foods Holiday Classic to give the Aggies an 8-3 record heading into league play.

As the calendar turned from December to January, Utah State continued its impressive play by winning seven of its next eight games, including a 59-53 win at defending league champion Nevada, to give the Aggies a 15-4 record, including a 6-2 conference mark. USU then finished its regular season by winning five of its final six contests heading into the 2006 WAC tournament and earned the second-seed for the postseason event.

After concluding its regular season with a 61-58 home win against San Jose State, Utah State would have to face the Spartans again in the first round of the WAC Tournament, and USU defeated SJSU 76-69. USU then beat Louisiana Tech 68-64 in the semifinals, marking its third win over the Bulldogs during the season as Utah State

advanced to the WAC Championship game where it lost to 21st-ranked Nevada (who hosted the tournament) 70-63 in overtime. Despite the loss to the Wolf Pack, Utah State continued its impressive play in postseason tournaments as it advanced to its sixth tournament championship game in the last seven years.

With a 23-8 record and a second-place finish in the ninth-ranked conference in the country, Utah State received its first at-large berth into the NCAA Tournament in 23 years and was given a 12th seed and a first-round match-up with Pac-10 power Wash-

2005-06 Utah State Highlights

Utah State Finishes In Second-Place In The Western Athletic Conference In Its Inaugural Season

Aggies Win 20-Plus Games For Seventh Straight Year

Utah State Advances To Postseason Play For Seventh Straight Year

Utah State Finishes The Year Shooting 49.8 Percent From The Field To Rank Third In The Nation



Senior forward Nate Harris was named first-team all-WAC after averaging 17.3 points, 7.7 rebounds, and 3.0 assists per game. He finished the year by shooting 62.1 percent from the field, which ranked seventh in the nation.

ington in San Diego, Calif., where the Aggies lost 75-61.

With team success comes individual recognition, and Utah State had two players who were recognized for their individual accomplishments throughout the course of the season. For the seventh straight season, USU had at least two players earn all-conference honors as senior forward Nate Harris was named to the WAC's first-team, and sophomore guard Jaycee Carroll was named to the WAC's second-team. Harris, who also earned first-team all-conference honors in 2004 and 2005 in the Big West Conference, became the first player in school history to earn three straight first-team all-league honors.

Utah State also had two players earn WAC Player of the Week honors during the course of the season as Carroll won the award after leading USU to a home win against Middle Tennessee and a road win at Weber State, while Harris won the honor after being named the Most Valuable Player of the 2005 Gossner Foods Holiday Classic as he led USU to wins against Arkansas-Little Rock and Binghamton.

Along with earning first-team all-WAC honors, Harris was also named to



Sophomore guard Jaycee Carroll earned second-team all-WAC honors after averaging 16.3 points, 3.5 rebounds and 2.6 assists per game. He finished the year shooting 45.1 percent from three-point range, which ranked 12th in the nation.

the WAC's all-tournament team as he averaged 18.0 points and 9.0 rebounds in three games. Harris was also named to the United States Basketball Writers Association All-District VIII team which consisted of the top-10 players in the Western United States, and to the National Association of Basketball Coaches District 14 second-team member as he finished the season ranked first in the WAC and seventh in the nation in field goal percentage (.621). Harris was also sixth in the WAC in rebounding (7.7), seventh in scoring (17.3), seventh in assist-to-turnover ratio (1.43), and ninth in free throw shooting (.744). Harris finished the season with 553 points, which is the 19th-most points scored by a player in a single-season in school history.

Carroll, who earned second-team all-conference honors for the second straight year, finished the season ranked first in the WAC and 12th in the nation in three-point field goal shooting at 45.1 percent. He also ranked fifth in the league in overall field goal percentage (.465), and ninth in the league in scoring (16.3). During the year, he made 93 three-point field goals, which ranks second all-time at USU for a


single-season, and scored 521 points, which is tied for the 35th-most points scored in a single-season in school history.

Once again, opposing teams found out just how hard it is to play at one of the best basketball venues in the West in the Dee Glen Smith Spectrum. Utah State posted a 14-2 record at home during the season, marking the 10th straight year in which it has lost two or fewer home games. USU also ranked second in the WAC in attendance, averaging almost 8,500 fans per game, including two sell-outs during the season. In fact, the 8,487 fans per game were the second-most ever in the 36-year history of the Spectrum.

As for head coach Stew Morrill, the 2005-06 season marked the 11th time that his teams have won 20 or more games and the 17th time that his teams have won at least 17 games. In his eight years at USU, he has posted an amazing 190-63 (.751) record, including a 95-26 (.785) league record, and a 15-4 (.789) record in conference tournaments. And during the 2005-06 season, coach Morrill became the 27th active coach in NCAA Division I history to record his 400th victory, as the Aggies defeated Hawai'i 63-52 at home



Head coach Stew Morrill won his 400th career game on Jan. 30 as Utah State defeated Hawai'i 63-52. With the win, Morrill became one of just 27 active coaches to win 400 games at the Division I level and one of 117 Division I coaches all-time to reach the milestone.



Junior forward Durrall Peterson averaged 7.2 points and 3.4 rebounds in his first season at Utah State.

on Jan. 30. With that 400th win, Morrill became one of 117 NCAA Division I coaches all-time to reach that milestone.

As has been the case in each of the past six seasons, unselfishness and an efficient offense served as the keys to success for Utah State. As a team, USU finished third in the country in overall field goal shooting at 49.8 percent, and seventh in the nation in three-point shooting at 40.1 percent. Utah State was also 11th in the county in assists per game (17.3), 18th in fewest personal fouls committed per game (15.4), and 29th in winning percentage (71.9).

As for the Western Athletic Conference, Utah State led the league in field goal percentage (.498), three-point field goal percentage (.401), free throw percentage (.722), assists (17.25), and assist-to-turnover ratio (1.31). Overall, USU has led its league in shooting in five of the last six years.

The Aggies finished the 2005-06 season with some interesting trends. They were 22-3 when leading at the half; 22-4 when they shot better from the field than their opponent; 17-2 when they shot better from three-point range than their opponent; 16-3 when they shot better from the free throw line than their opponent; 20-2 when they had more defensive rebounds than their opponent; 14-2 when their backcourt out-scored its opponents backcourt; 10-0 when they held their opponents to less than 60 points; and 12-3 when scoring 70 or more points in a game.



2005-06 Overall Statistics

23-9 Overall (Home 14-2, Away 7-6, Neutral 2-1)

Player	G/GS	FG/FGA	FG%	3FG/FGA	3FG%	FT/FTA	FT%	PTS	AVG	OFF	DEF	TOT	AVG	PF/D	AST	TO	BLK	STL	MIN-AVG
Nate Harris	32/32	215/346	.621	7/18	.389	116/156	.744	553	17.3	74	173	247	7.7	69/1	97	68	31	23	1068-33.4
Jaycee Carroll	32/31	184/396	.465	93/206	.451	60/76	.789	521	16.3	17	96	113	3.5	59/0	83	55	4	31	1065-33.3
Cass Matheus	32/32	123/208	.591	0/0	.000	44/68	.647	290	9.1	66	125	191	6.0	102/4	17	48	41	16	834-26.1
Chaz Spicer	32/0	100/177	.565	1/3	.333	53-72	.736	254	7.9	32	56	88	2.8	35/0	21	42	5	18	567-17.7
David Pak	32/32	81/197	.411	52/125	.416	27/35	.771	241	7.5	4	59	63	2.0	54/0	147	80	3	31	884-27.6
Durrall Peterson	32/26	74/200	.370	52/139	.374	31/45	.689	231	7.2	30	79	109	3.4	65/1	66	35	0	12	828-25.9
Chris Session	31/5	33/70	.471	0/6	.000	16/23	.696	82	2.6	28	62	90	2.9	38/0	33	34	4	15	464-15.0
Chris Huber	29/1	24/62	.387	23/55	.418	10/16	.625	81	2.8	2	27	29	1.0	42/0	75	33	1	12	506-17.4
Nate Bendall	13/0	13/18	.722	0/0	.000	5/11	.455	31	2.4	6	13	19	1.5	14/0	0	7	2	1	97-7.5
Nick Hammer	21/1	5/35	.143	4/24	.167	7/9	.778	21	1.0	3	24	27	1.3	13/0	8	12	0	5	160-7.6
Everett Morgan	4/0	1/5	.200	0/3	.000	0/0	.000	2	0.5	0	3	3	0.8	1/0	5	2	0	1	27-6.8
Team										42	59	101	3.2			5			
UTAH STATE	32	853/1714	.498	232/579	.401	369/511	.722	2307	72.1	304	776	1080	33.8	492/6	552	421	91	165	6500
Opponents	32	769/1834	.419	226/640	.353	306/454	.674	2070	64.7	364	632	996	31.1	518	396	389	115	199	6500

2005-06 Conference Statistics

11-5 Overall (Home 6-2, Away 5-3)

Player	G/GS	FG/FGA	FG%	3FG/FGA	3FG%	FT/FTA	FT%	PTS	AVG	OFF	DEF	TOT	AVG	PF/D	AST	TO	BLK	STL	MIN-AVG
Nate Harris	16/16	106/178	.596	4/10	.400	56/75	.747	272	17.0	35	91	126	7.9	36/1	56	31	15	11	546-34.1
Jaycee Carroll	16/15	83/190	.437	52/110	.473	21/28	.750	239	14.9	5	50	55	3.4	28/0	38	27	3	12	535-33.4
Cass Matheus	16/16	59/104	.567	0/0	.000	22/30	.733	140	8.8	38	64	102	6.4	55/0	7	26	28	6	429-26.8
David Pak	16/16	41/109	.376	30/76	.395	18/24	.750	130	8.1	2	31	33	2.1	24/0	75	35	2	14	455-28.4
Durrall Peterson	16/11	40/110	.364	30/80	.375	15/25	.600	125	7.8	23	42	65	4.1	29/1	37	15	0	5	415-25.9
Chaz Spicer	16/0	47/93	.505	0/2	.000	26/33	.788	120	7.5	17	25	42	2.6	21/0	13	19	2	10	277-17.3
Chris Huber	16/1	19/43	.442	19/40	.475	2/3	.667	59	3.7	0	10	10	0.6	20/0	36	18	0	5	261-16.3
Chris Session	16/4	14/30	.467	0/4	.000	5/7	.714	33	2.1	13	26	39	2.4	16/0	12	11	1	2	212-13.3
Nate Bendall	5/0	6/6	1.000	0/0	.000	3/4	.750	15	3.0	0	2	2	0.4	7/0	0	4	1	0	36-7.2
Nick Hammer	12/1	2/18	.111	2/13	.154	2/2	1.000	8	0.7	3	14	17	1.4	9/0	4	8	0	4	84-7.0
Team										20	27	47	2.9			2			
UTAH STATE	16	417/881	.473	137/335	.409	170/231	.736	1141	71.3	156	382	538	33.6	245/2	278	196	52	69	3250
Opponents	16	402/935	.430	110/307	.358	149/227	.656	1063	56.4	192	341	533	33.3	246	197	183	64	93	3250

2005-06 Game-By Game Results

Date	Opponent	W/L	Score	Att.	High Scorer	High Rebounder
Nov. 19	at Oral Roberts	W (ot)	72-67	6941	Harris, 23	Harris/Matheus, 6
Nov. 21	at Middle Tennessee	L	59-60	4223	Carroll, 17	Harris, 9
Nov. 26	LEWIS & CLARK COLLEGE	W	102-65	6438	Matheus, 20	Harris/Matheus, 8
Nov. 30	at Utah	L	66-67	10798	Carroll, 18	Harris/Matheus, 4
Dec. 5	MIDDLE TENNESSEE	W	79-61	7422	Peterson, 23	Harris, 10
Dec. 10	at Weber State	W	69-60	6866	Carroll, 30	Peterson, 9
Dec. 17	at Hawai'i*	L	59-69	6884	Carroll, 15	Harris, 8
Dec. 20	ORAL ROBERTS	W	65-64	6686	Carroll, 17	Matheus, 11
Dec. 22	BRIGHAM YOUNG	W	91-80	9251	Harris, 27	Matheus, 11
Dec. 29	ARKANSAS-LITTLE ROCK	W	76-44	8217	Harris, 23	Carroll/Harris, 7
Dec. 30	BINGHAMTON	W	81-47	8129	Carroll, 20	Matheus, 9
Jan. 5	at San Jose State*	W	67-56	1042	Harris, 24	Harris, 9
Jan. 7	at Fresno State*	L (2ot)	96-99	10324	Harris, 33	Harris, 12
Jan. 12	BOISE STATE*	W	75-69	8573	Harris, 20	Matheus, 10
Jan. 14	IDAHO*	W	83-58	8442	Carroll, 19	Matheus, 9
Jan. 18	LOUISIANA TECH*	W	64-55	8755	Carroll, 14	Harris, 6
Jan. 23	at Nevada*	W	59-53	5713	Harris, 21	Matheus, 13
Jan. 27	SOUTH DAKOTA STATE	W	72-51	8896	Carroll, 18	Matheus, 6
Jan. 30	HAWAI'I	W	63-52	9540	Harris, 19	Harris, 11
Feb. 2	at New Mexico State*	L	86-93	7139	Carroll, 32	Peterson, 4
Feb. 4	at Louisiana Tech*	W	63-62	3320	Carroll, 19	Matheus, 4
Feb. 11	NEW MEXICO STATE*	L	77-83	10270	Peterson, 21	Peterson, 7
Feb. 15	at Idaho*	W	80-42	1152	Pak, 15	Matheus, 9
Feb. 18	NORTHWESTERN STATE	W	66-63	7740	Harris, 27	Harris, 12
Feb. 23	at Boise State*	W	64-62	3932	Carroll, 18	Harris, 8
Feb. 25	NEVADA*	L	57-75	10270	Carroll, 17	Harris, 10
Mar. 2	FRESNO STATE*	W	87-77	7740	Carroll/Harris, 18	Harris/Matheus, 10
Mar. 4	SAN JOSE STATE*	W	61-58	9428	Harris, 19	Peterson, 9
Mar. 9	vs. San Jose State	W	76-69	6011	Harris, 19	Harris, 11
Mar. 10	vs. Louisiana Tech	W	68-64	8216	Carroll, 18	Harris, 7
Mar. 11	at Nevada	L (ot)	63-70	9436	Harris, 22	Harris, 9
Mar. 16	vs. Washington	L	61-75	9891	Carroll, 21	Harris, 14



2005-06 Utah State Game-By-Game Statistics (USU/Opponent)

Opp.	FG Pct.	3FG Pct.	FT Pct.	Reb.	Ast.	TO	Blk.	Stl.	Scoring (1-2-Tot.)
ORU	24-51 (.471)/25-60 (.417)	4-18 (.222)/4-21 (.190)	20-26 (.769)/13-18 (.722)	31-34	11-12	18-18	1-4	7-6	34-27-72/25-36-67
MT	22-47 (.468)/19-53 (.358)	4-12 (.333)/6-23 (.261)	11-19 (.579)/16-22 (.727)	34-33	12-9	17-14	1-4	6-6	34-25-59/34-26-60
LCC	47-70 (.671)/22-60 (.367)	8-17 (.471)/17-41 (.415)	0-4 (.000)/4-5 (.800)	47-17	33-13	9-10	2-1	3-5	52-50-102/34-31-65
Utah	25-48 (.521)/26-45 (.578)	7-17 (.412)/6-13 (.462)	9-11 (.818)/9-12 (.750)	19-27	16-12	11-15	1-1	6-3	28-38-66/31-36-67
MT	28-49 (.571)/23-53 (.434)	10-15 (.667)/10-21 (.476)	13-18 (.722)/5-7 (.714)	29-27	21-11	12-14	2-2	10-8	35-44-79/33-28-61
WSU	25-47 (.532)/21-54 (.389)	7-17 (.412)/4-14 (.286)	12-14 (.857)/14-21 (.667)	35-24	17-9	14-7	3-3	5-5	34-35-69/25-35-60
UH	20-56 (.357)/28-55 (.509)	5-18 (.278)/6-16 (.375)	14-19 (.737)/7-13 (.538)	28-37	13-13	12-14	2-9	5-7	35-24-59/32-37-69
ORU	22-51 (.431)/25-66 (.379)	6-17 (.353)/7-15 (.467)	15-20 (.750)/7-9 (.778)	30-43	14-12	14-16	1-6	11-9	36-29-65/20-44-64
BYU	36-60 (.600)/29-63 (.460)	5-11 (.455)/11-25 (.440)	14-22 (.636)/11-20 (.550)	34-32	27-19	12-14	2-7	4-5	47-44-91/32-48-80
ALR	30-53 (.566)/19-50 (.380)	7-13 (.538)/2-11 (.182)	9-17 (.529)/4-10 (.400)	38-23	21-9	15-15	2-4	8-5	41-35-76/17-27-44
BING	27-48 (.563)/17-62 (.274)	8-13 (.615)/5-25 (.200)	19-27 (.704)/8-10 (.800)	42-28	20-7	10-8	6-1	3-5	40-41-81/21-26-47
SJSU	30-63 (.476)/22-56 (.393)	2-13 (.154)/3-9 (.333)	5-9 (.556)/9-17 (.529)	39-34	20-8	11-13	3-9	4-9	34-33-67/26-30-56
FSU	39-80 (.488)/32-72 (.444)	13-33 (.394)/13-27 (.481)	5-9 (.556)/22-32 (.688)	41-50	28-21	11-16	3-4	5-5	39-30-96/40-29-99
BSU	25-51 (.490)/22-62 (.355)	10-20 (.500)/8-27 (.296)	15-24 (.625)/17-23 (.739)	45-32	15-10	15-7	4-1	1-8	41-34-75/33-36-69
UI	32-60 (.533)/23-52 (.442)	10-21 (.476)/4-15 (.267)	9-11 (.818)/8-13 (.615)	33-29	20-5	9-15	4-0	5-3	30-53-83/24-34-58
LTU	21-52 (.404)/22-56 (.393)	5-22 (.227)/6-18 (.333)	17-22 (.773)/5-10 (.500)	31-39	13-12	10-18	5-3	12-6	33-31-64/27-28-55
UN	19-53 (.358)/22-65 (.338)	6-17 (.353)/3-17 (.176)	15-17 (.882)/6-11 (.545)	42-36	15-13	15-7	5-5	2-8	29-30-59/19-34-53
SDSU	27-50 (.540)/18-54 (.333)	9-19 (.474)/7-18 (.389)	9-14 (.643)/8-14 (.571)	37-27	18-12	15-16	8-3	8-6	33-39-72/24-27-51
UH	22-50 (.440)/21-55 (.382)	9-19 (.474)/4-19 (.211)	10-15 (.667)/6-9 (.667)	31-35	16-14	11-14	2-9	7-5	36-27-63/19-33-52
NMSU	30-49 (.612)/33-53 (.623)	20-34 (.588)/8-17 (.471)	6-8 (.750)/19-22 (.864)	20-24	23-16	18-9	2-0	4-11	47-39-86/45-48-93
LTU	22-39 (.564)/28-62 (.452)	9-16 (.563)/1-14 (.071)	10-13 (.769)/5-9 (.556)	21-36	13-15	12-8	2-2	2-6	38-25-63/25-37-62
NMSU	30-57 (.526)/30-63 (.476)	12-25 (.480)/12-21 (.571)	5-8 (.625)/11-14 (.786)	29-35	22-12	13-14	6-4	8-6	39-38-77/38-45-83
UI	30-53 (.566)/15-51 (.294)	11-24 (.458)/7-23 (.304)	9-12 (.750)/5-8 (.625)	37-24	20-6	14-15	3-1	5-5	44-36-80/17-25-42
NSU	23-49 (.469)/21-50 (.420)	5-14 (.357)/9-22 (.409)	15-20 (.750)/12-17 (.706)	34-28	15-12	15-13	1-1	6-7	21-45-66/34-29-63
BSU	25-48 (.521)/25-63 (.397)	7-13 (.538)/7-20 (.350)	7-13 (.538)/5-9 (.556)	35-29	14-12	18-9	3-2	2-6	41-23-64/26-36-62
UN	22-68 (.324)/29-53 (.547)	6-22 (.273)/8-16 (.500)	7-9 (.778)/9-15 (.600)	39-35	13-12	7-7	2-7	2-2	24-33-57/37-38-75
FSU	32-53 (.604)/27-58 (.466)	8-17 (.471)/11-27 (.407)	15-18 (.833)/12-14 (.857)	33-21	22-14	11-7	1-5	1-5	46-41-87/37-40-77
SJSU	18-49 (.390)/23-59 (.390)	4-18 (.222)/9-21 (.375)	21-24 (.875)/3-8 (.375)	34-37	11-14	9-10	5-3	4-1	36-25-61/29-29-58
SJSU	27-49 (.551)/28-64 (.438)	4-16 (.250)/5-20 (.250)	18-20 (.900)/8-13 (.615)	30-30	17-18	17-14	3-2	6-11	37-39-76/25-44-69
LTU	22-47 (.468)/24-55 (.436)	4-13 (.308)/5-20 (.250)	20-24 (.833)/11-16 (.688)	31-30	7-14	16-14	1-7	6-11	29-39-68/25-39-64
UN	26-63 (.413)/22-51 (.431)	4-19 (.211)/6-17 (.353)	7-14 (.500)/20-25 (.800)	36-38	11-14	8-11	3-4	4-3	31-24-63/33-22-70
UW	25-51 (.490)/28-59 (.475)	3-13 (.231)/12-27 (.444)	8-10 (.800)/7-8 (.875)	35-22	14-16	22-7	2-1	3-11	20-41-61/29-46-75

2005-06 Utah State Individual Points-Rebounds-Assists

Opponent	#2 Pak	#3 Matheus	#4 Harris	#5 Jackson	#11 Vaitiekus	#20 Carroll	#21 Session	#23 Huber	#24 Peterson	#25 Hammer	#30 Spicer	#44 Bendall
at Oral Roberts	0-2-6	7-6-0	23-6-0	DNP	DNP	20-1-0	4-4-1	2-1-0	4-3-1	5-3-1	7-3-1	DNP
at Middle Tenn.	3-3-0	13-7-0	11-9-5	DNP	DNP	17-0-0	4-5-1	2-1-3	7-3-2	0-1-1	2-3-0	DNP
Lewis & Clark	5-1-5	20-8-2	14-8-4	DNP	DNP	18-6-6	4-1-4	3-3-3	12-2-4	DNP	16-4-1	8-5-0
at Utah	7-1-6	9-4-1	10-4-4	DNP	DNP	18-3-1	6-2-2	2-0-1	8-0-1	DNP	6-1-0	0-0-0
Middle Tenn.	3-1-7	9-3-2	18-10-4	DNP	DNP	17-3-0	3-4-2	2-3-4	23-3-2	DNP	4-0-0	0-1-0
at Weber St.	3-1-6	7-5-1	10-7-2	DNP	DNP	30-3-2	0-0-1	0-2-5	6-9-0	DNP	13-6-0	0-1-0
*at Hawai'i	3-2-3	11-3-0	12-8-1	DNP	DNP	15-5-1	2-2-2	3-0-1	4-1-4	DNP	9-3-1	DNP
Oral Roberts	16-2-3	10-11-2	13-7-5	DNP	DNP	17-1-1	2-3-1	3-1-2	2-1-0	DNP	2-1-0	0-1-0
BYU	6-2-11	18-11-0	27-6-5	DNP	DNP	13-1-4	9-9-3	4-0-3	7-3-1	DNP	7-1-0	DNP
Ark.-Little Rock	8-3-2	2-4-0	23-7-2	DNP	DNP	21-7-8	0-3-2	1-1-5	9-2-0	0-0-1	10-2-1	2-6-0
Binghamton	5-4-3	8-9-1	17-1-1	DNP	DNP	20-2-4	1-5-2	0-4-6	9-1-1	7-4-0	9-6-2	5-3-0
*at San Jose St.	4-3-4	8-5-0	24-9-3	DNP	DNP	15-5-2	4-2-1	0-1-5	3-2-3	0-0-0	9-6-2	0-0-0
*at Fresno St.	22-2-12	10-7-1	33-12-5	DNP	DNP	14-3-3	0-4-4	0-0-1	5-4-0	0-1-1	12-5-1	DNP
*Boise St.	11-3-5	3-10-0	20-8-3	DNP	DNP	14-5-2	5-6-1	0-0-1	10-3-1	6-4-1	2-3-1	4-0-0
*Idaho	6-1-3	14-9-2	13-7-4	DNP	DNP	19-3-2	8-1-2	9-1-2	0-3-4	0-3-0	10-1-1	4-0-0
*La. Tech	6-4-5	12-4-0	13-6-2	DNP	DNP	14-4-2	2-3-0	6-0-0	7-5-2	2-2-1	2-0-1	DNP
*at Nevada	7-0-4	5-13-0	21-12-4	DNP	DNP	7-1-3	0-1-0	3-1-2	10-3-2	0-4-0	6-3-0	DNP
South Dakota St.	14-3-7	10-6-0	15-3-2	DNP	DNP	18-5-2	2-3-1	3-2-4	0-2-2	0-1-0	9-5-0	1-0-0
*Hawai'i	4-5-6	6-6-0	19-11-2	DNP	DNP	13-5-3	0-0-0	11-0-2	6-2-2	DNP	4-1-1	DNP
*at New Mexico St.	9-3-5	7-3-1	18-3-9	DNP	DNP	32-3-2	0-1-0	6-1-2	12-4-2	0-0-0	2-0-2	DNP
*at La. Tech	9-3-2	8-4-0	8-3-7	DNP	DNP	19-1-2	1-1-0	3-0-2	8-2-0	0-0-0	7-3-0	DNP
*New Mexico St.	8-1-5	7-4-0	18-6-5	DNP	DNP	11-3-1	0-0-1	6-2-7	21-7-2	DNP	6-4-1	DNP
*at Idaho	15-0-6	12-9-0	11-7-2	DNP	DNP	9-1-2	9-6-0	0-1-3	12-7-6	0-2-0	7-0-1	5-2-0
Northwestern St.	6-1-5	6-4-0	27-12-2	DNP	DNP	19-3-2	DNP	0-1-2	0-3-3	1-0-1	7-3-0	DNP
*at Boise St.	6-3-5	10-3-0	16-8-2	DNP	DNP	18-4-2	0-5-1	0-2-3	1-3-1	0-0-0	13-4-0	DNP
*Nevada	0-1-2	10-7-0	9-10-2	DNP	DNP	17-5-5	0-1-0	3-0-1	9-6-2	0-1-1	9-5-0	DNP
*Fresno St.	15-1-7	12-10-2	18-10-4	DNP	DNP	18-2-4	2-4-0	3-0-1	11-4-4	0-0-0	8-0-0	DNP
*San Jose St.	5-1-1	5-5-1	19-6-1	DNP	DNP	4-5-2	0-2-0	6-1-3	6-9-2	DNP	14-4-1	2-0-0
San Jose St.	12-3-3	6-2-1	19-11-2	DNP	DNP	11-4-6	6-2-0	DNP	7-3-4	0-1-0	15-3-1	DNP
Louisiana Tech	14-2-1	8-2-0	13-7-0	DNP	DNP	18-6-2	6-6-1	DNP	0-0-2	0-0-0	9-2-1	DNP
Nevada	7-0-2	13-4-0	22-9-1	DNP	DNP	4-6-4	2-2-0	DNP	9-7-3	0-0-0	6-3-1	DNP
Washington	2-1-5	4-3-0	19-14-2	DNP	DNP	21-7-3	0-2-0	0-0-1	3-2-3	DNP	12-3-0	DNP



2005-2006 Utah State University Basketball Trends

Overall Record.....23-9, 11-5 When the Aggies... ..they are

Play day games	2-1
Play night games	21-8

Lead at halftime	22-3
Trail at halftime	1-5
Are tied at halftime	0-1

Shoot better from the field than opponent	22-4
Shoot worse from the field than opponent	1-5
Shoot the same from the field as opponent	0-0

Shoot better from three-point range than opponent	17-2
Shoot worse from three-point range than opponent	5-7
Shoot the same from three-point range as opponent	1-0

Shoot better from line than opponent	16-3
Shoot worse from the line than opponent	6-6
Shoot the same from the line as opponent	1-0

Outrebound opponent	16-3
Are outrebounded by opponent	6-6
Are even in rebounds with opponent	1-0

Have more offensive rebounds than opponent	7-3
Have fewer offensive rebounds than opponent	15-5
Have the same number of offensive rebounds	1-1

Have more defensive rebounds than opponents	20-2
Have fewer defensive rebounds than opponents	1-6
Have the same number of defensive rebounds	2-1

Commit more fouls than opponent	5-4
Commit fewer fouls than opponent	15-2
Commit same number of fouls	3-3

Have more assists than opponent	18-6
Have fewer assists than opponent	5-1
Have same number of assists	0-1

Commit more turnovers than opponent	10-3
Commit fewer turnovers than opponent	11-5
Commit the same number of turnovers	2-1

Block more shots than opponent	10-3
Block fewer shots than opponent	8-6
Block the same number of shots	5-0

Have more steals than opponent	9-3
Have fewer steals than opponent	12-3
Have same number of steals	2-3

Starting frontline outscore the opponent's	12-4
Starting frontline is outscored by the opponent's	11-5
Starting frontlines scores same amount	0-0

Starting backcourt outscore the opponent's	14-2
Starting backcourt is outscored by the opponent's	8-6
Starting backcourts scores same amount	1-1

Bench outscores the opponent's	14-5
Bench is outscored by the opponent's	8-4
Bench scores same amount	1-0

Utah State's Points Scored/Allowed Summary Record When Scoring Record When Allowing

0-0	40-49	3-0
1-3	50-59	7-0
10-3	60-69	11-3
6-1	70-79	1-3
4-1	80-89	1-1
1-1	90-99	0-2
1-0	100+	0-0

Utah State's Record When the Margin is...

1 (pt.)	2	3	4	5	6
2-2	1-0	2-1	1-0	1-0	2-0
7	8	9	10-15	16-20	20+
1-3	0-0	2-0	4-2	1-1	6-0

Utah State's Record by Month

Nov.	Dec.	Jan.	Feb.	March
2-2	6-1	7-1	4-3	4-2

Utah State's Record by Day of the Week

Sun.	Mon.	Tues.	Wed.	Thurs.	Fri.	Sat.
0-0	3-1	2-0	2-1	6-2	3-0	7-5

2005-06 Starters/Non-Starters Production Summary

	Starters Total/% Team	Bench Total/% Team
Minutes	4614/71%	1886/29%
Points	1814/79%	493/21%
Rebounds	717/66%	262/24%

2005-06 Miscellaneous Statistics

	Games	Double Figure Scoring	20-Pt. Games	Double Figure Reb(Ast)	Double Doubles
2 Pak	32	8	1	(2)	1
3 Matheus	32	14	1	5	3
4 Harris	32	30	8	9	8
5 Jackson	0	0	0	0	0
11 Vaitiekus	0	0	0	0	0
20 Carroll	32	28	6	0	0
21 Session	32	0	0	0	0
23 Huber	29	1	0	0	0
24 Peterson	32	8	2	0	0
25 Hammer	21	0	0	0	0
30 Spicer	32	9	0	0	0
44 Bendall	13	0	0	0	0

2005-06 Scoring Average by Halves

	1st Half	2nd Half	OT	OT2	Total
Utah State	35.8	34.9	9.7	17.0	72.1
Opponents	28.6	34.5	10.3	20.0	64.7

Starting Lineups

Harris, Peterson, Matheus, Pak, Carroll	16-9
Harris, Session, Matheus, Pak, Carroll	5-0
Harris, Hammer, Matheus, Pak, Carroll	1-0
Harris, Peterson, Matheus, Pak, Huber	1-0



Nate Harris

6-7, 225, Forward, Smithfield, Utah (Sky View HS)

Is the only player in Utah State history to earn first-team all-conference honors three times, and the only player to record at least 1,300 points, 600 rebounds, 200 assists, and 90 blocks... Is also the only player in USU history to play in three NCAA Tournaments... Finished his senior season first in the WAC and seventh in the nation in field goal shooting (.621)... Also ranked seventh in the WAC in scoring (17.7), sixth in rebounding (7.7), seventh in assist-to-turnover ratio (1.43), and ninth in free throw shooting (.744)... Ranks first all-time at Utah State in wins (96) and field goal percentage (.641), second in games played (126), fourth in blocks (90), ninth in rebounding (722), 10th in scoring (1,475), and 20th in assists (220).

CAREER STATISTICS

Year	GP-GS	Min-Avg.	FG	Pct.	3FG	Pct.	FT	Pct.	Pts.	Avg.	Reb.	Avg.	PF-D	Ass.	TO	Blk.	Stl.
2003 (R-Fr.)	33-1	553-16.8	67-110	.609	0-4	.000	35-58	.603	169	5.1	105	3.2	63-0	16	39	11	21
2004 (So.)	29-15	813-28.0	134-198	.677	3-3	1.000	67-99	.677	338	11.7	177	6.1	53-0	48	34	27	22
2005 (Jr.)	32-31	988-30.9	172-264	.652	2-9	.222	69-101	.683	415	13.0	193	6.0	52-2	59	47	21	29
2006 (Sr.)	32-32	1068-33.4	215-346	.621	7-18	.389	116-156	.744	553	17.3	247	7.7	69-1	97	68	31	23
Totals	126-79	3422-27.2	588-918	.641	12-34	.353	287-414	.693	1475	11.7	722	5.7	237-3	220	188	90	95



Chris Huber

6-1, 190, Guard, Garland, Utah (Bear River HS/Dixie State College)

Played in 90 games during his Utah State career and averaged 3.5 points, 2.2 assists, and 1.1 rebounds in 18.0 minutes per game... Had an assist-to-turnover ratio of 2.27-to-1.00 during his senior season, which ranks second all-time at USU... During his career he shot 36.7 percent from the field, 36.4 percent from three-point range, and 69.1 percent from the free throw line... Scored a career-high 14 points against Cal Poly during his junior season, and scored in double-figures three times during his career... Recorded a career-high seven assists against New Mexico State as a senior... Was voted as co-Defensive Player of the Year by his teammates in 2006... A two-time academic all-conference selection.

CAREER STATISTICS

Year	GP-GS	Min-Avg.	FG	Pct.	3FG	Pct.	FT	Pct.	Pts.	Avg.	Reb.	Avg.	PF-D	Ass.	TO	Blk.	Stl.
2004 (So.)	29-1	519-17.9	35-95	.368	25-74	.338	17-26	.654	112	3.9	33	1.1	38-0	52	28	1	10
2005 (Jr.)	32-2	592-18.5	36-102	.353	30-85	.353	20-26	.769	122	3.8	35	1.1	36-0	70	33	0	16
2006 (Sr.)	29-1	506-17.4	24-62	.387	23-55	.418	10-16	.625	81	2.8	29	1.0	42-0	75	33	1	12
Totals	90-4	1617-18.0	95-259	.367	78-214	.364	47-68	.691	315	3.5	97	1.1	116-0	197	94	2	38



Cass Matheus

6-10, 235, Center, Sao Paulo, Brazil (Externato Madir Alix HS/South Plains College)

Started 37 games in his two years at Utah State, including all 32 during his senior season as he averaged 9.1 points, 6.0 rebounds and 1.5 blocks per game... Ranked fifth in the WAC in blocked shots and eighth in rebounding as a senior... Finished his Utah State career with 63 career blocks, which is tied for fifth all-time, while his 41 blocks as a senior ranks eighth all-time at USU... Scored in double-figures 22 times during his career, and also notched three double-doubles... Scored a career-high 21 points against Cal State Fullerton in the semifinals of the Big West Tournament during his junior season, and recorded a career-high 13 rebounds at Nevada as a senior... An academic all-WAC selection in 2006.

CAREER STATISTICS

Year	GP-GS	Min-Avg.	FG	Pct.	3FG	Pct.	FT	Pct.	Pts.	Avg.	Reb.	Avg.	PF-D	Ass.	TO	Blk.	Stl.
2005 (Jr.)	32-5	495-15.5	69-123	.561	0-0	.000	60-91	.659	198	6.2	91	2.8	59-0	10	25	22	7
2006 (Sr.)	32-32	834-26.1	123-208	.591	0-0	.000	44-68	.647	290	9.1	191	6.0	102-4	17	48	41	16
Totals	64-37	1329-20.8	192-331	.580	0-0	.000	104-159	.654	488	7.6	282	4.4	161-4	27	73	63	23



David Pak

6-2, 200, Guard, Orange, Calif. (Nelles HS/Saddleback JC)

Started 61 games during his Utah State career and averaged 6.8 points, 3.8 assists, and 1.9 rebounds... Finished his career with 245 assists which ranks 18th all-time at Utah State, while his 147 assists during his senior season rank 11th all-time on USU's single-season charts... As a senior he averaged 7.5 points and 4.6 assists per game, and those 4.6 assists ranked fourth in the WAC... Also ranked fourth in the conference with a 1.59-to-1.00 assist-to-turnover ratio... Ranks eighth all-time at Utah State with 83 made three-pointers... Voted the Most Inspirational Player on the club by his teammates following his senior season.

CAREER STATISTICS

Year	GP-GS	Min-Avg.	FG	Pct.	3FG	Pct.	FT	Pct.	Pts.	Avg.	Reb.	Avg.	PF-D	Ass.	TO	Blk.	Stl.
2005 (Jr.)	32-29	716-22.4	74-186	.398	31-88	.352	17-31	.548	196	6.1	59	1.8	46-1	98	64	0	16
2006 (Sr.)	32-32	884-27.6	81-197	.411	52-125	.416	27-35	.771	241	7.5	63	2.0	54-0	147	80	3	31
Totals	64-61	1600-25.0	155-383	.405	83-213	.390	44-66	.667	437	6.8	122	1.9	100-1	245	144	3	47

Final 2005-06 Standings

	Conference					Overall					
	W	L	Pct.	Home	Away	W	L	Pct.	Home	Away	Ntrl.
^+\$Nevada	13	3	.813	7-1	6-2	27	6	.818	17-1	10-3	0-2
\$UTAH STATE	11	5	.688	6-2	5-3	23	9	.719	14-2	7-6	2-1
%Louisiana Tech	11	5	.688	6-2	5-3	20	13	.606	10-2	8-9	2-2
Hawai'i	10	6	.625	7-1	3-5	17	11	.607	14-3	3-7	0-1
New Mexico State	10	6	.625	7-1	3-5	16	14	.533	10-4	4-10	2-0
Fresno State	8	8	.500	7-1	1-7	15	13	.336	12-2	3-10	0-1
Boise State	6	10	.375	4-4	2-6	14	15	.483	10-5	3-9	1-1
San Jose State	2	14	.125	1-7	1-7	6	25	.194	2-11	3-12	1-2
Idaho	1	15	.063	1-7	0-8	4	25	.138	4-10	0-15	0-0

^ Regular Season Champion +WAC Tournament Champion \$ NCAA Tournament % NIT

Team Stats - All Games

SCORING OFFENSE

#	Team	G	W-L	Pts	Avg/G
1.	Fresno State	28	15-13	2067	73.8
2.	Nevada	33	27-6	2401	72.8
3.	Boise State	29	14-15	2095	72.2
4.	Utah State	32	23-9	2307	72.1
5.	New Mexico State	30	16-14	2106	70.2
6.	Hawaii	28	17-11	1893	67.6
7.	Louisiana Tech	33	20-13	2182	66.1
8.	San Jose State	31	6-25	2015	65.0
9.	Idaho	29	4-25	1752	60.4

SCORING DEFENSE

#	Team	G	Pts	Avg/G
1.	Louisiana Tech	33	2083	63.1
2.	Nevada	33	2103	63.7
3.	Hawaii	28	1803	64.4
4.	Utah State	32	2070	64.7
5.	New Mexico State	30	2095	69.8
6.	San Jose State	31	2183	70.4
7.	Boise State	29	2049	70.7
8.	Idaho	29	2089	72.0
9.	Fresno State	28	2063	73.7

SCORING MARGIN

#	Team	G	OFF	DEF	Margin
1.	Nevada	33	72.8	63.7	+9.0
2.	Utah State	32	72.1	64.7	+7.4
3.	Hawaii	28	67.6	64.4	+3.2
4.	Louisiana Tech	33	66.1	63.1	+3.0
5.	Boise State	29	72.2	70.7	+1.6
6.	New Mexico State	30	70.2	69.8	+0.4
7.	Fresno State	28	73.8	73.7	+0.1
8.	San Jose State	31	65.0	70.4	-5.4
9.	Idaho	29	60.4	72.0	-11.6

FREE THROW PERCENTAGES

#	Team	G	FTM	FTA	Pct
1.	Utah State	32	369	511	.722
2.	Nevada	33	490	682	.718
3.	Boise State	29	377	530	.711
4.	Fresno State	28	398	560	.711
5.	New Mexico State	30	468	670	.699
6.	San Jose State	31	378	576	.656
7.	Idaho	29	295	450	.656
8.	Hawaii	28	337	531	.635
9.	Louisiana Tech	33	401	632	.634

FIELD GOAL PERCENTAGES

#	Team	G	FG	FGA	Pct
1.	Utah State	32	853	1714	.498
2.	Hawaii	28	705	1532	.460
3.	Nevada	33	866	1901	.456
4.	New Mexico State	30	735	1619	.454
5.	Boise State	29	744	1684	.442
6.	Louisiana Tech	33	817	1947	.420
7.	Fresno State	28	702	1714	.410
8.	San Jose State	31	756	1849	.409
9.	Idaho	29	646	1583	.408

FIELD GOAL PCT DEFENSE

#	Team	G	FG	FGA	Pct
1.	Nevada	33	774	1929	.401
2.	Louisiana Tech	33	743	1832	.406
3.	Hawaii	28	659	1612	.409
4.	Utah State	32	769	1834	.419
5.	Boise State	29	738	1749	.422
6.	San Jose State	31	783	1770	.442
7.	New Mexico State	30	756	1675	.451
8.	Fresno State	28	768	1662	.462
9.	Idaho	29	748	1554	.481

3-POINT FIELD GOAL PERCENTAGES

#	Team	G	FG	FGA	Pct
1.	Utah State	32	232	579	.401
2.	Boise State	29	230	629	.366
3.	Nevada	33	179	497	.360
4.	Fresno State	28	265	754	.351
5.	New Mexico State	30	168	486	.346
6.	Hawaii	28	146	442	.330
7.	Idaho	29	165	506	.326
8.	San Jose State	31	125	409	.306
9.	Louisiana Tech	33	147	520	.283

3-POINT FIELD GOAL PCT DEFENSE

#	Team	G	FG	FGA	Pct
1.	Nevada	33	175	575	.304
2.	Louisiana Tech	33	160	511	.313
3.	Hawaii	28	153	480	.319
4.	San Jose State	31	182	534	.341
5.	Boise State	29	193	565	.342
6.	Fresno State	28	157	454	.346
7.	Utah State	32	226	640	.353
8.	New Mexico State	30	199	552	.361
9.	Idaho	29	202	505	.400

REBOUNDING OFFENSE

#	Team	G	Reb	Avg/G
1.	Louisiana Tech	33	1322	40.1
2.	Nevada	33	1268	38.4
3.	Boise State	29	1037	35.8
4.	San Jose State	31	1105	35.6
5.	Fresno State	28	967	34.5
6.	Hawaii	28	966	34.5
7.	New Mexico State	30	1030	34.3
8.	Utah State	32	1080	33.8
9.	Idaho	29	890	30.7

REBOUNDING DEFENSE

#	Team	G	Reb	Avg/G
1.	Utah State	32	996	31.1
2.	New Mexico State	30	1000	33.3
3.	Nevada	33	1124	34.1
4.	Louisiana Tech	33	1132	34.3
5.	Hawaii	28	971	34.7
6.	Idaho	29	1027	35.4
7.	San Jose State	31	1121	36.2
8.	Boise State	29	1070	36.9
9.	Fresno State	28	1100	39.3

REBOUNDING MARGIN

#	Team	G	TM	Avg	OPP	Avg	Mar.
1.	Louisiana Tech	33	1322	40.1	1132	34.3	+5.8
2.	Nevada	33	1268	38.4	1124	34.1	+4.4
3.	Utah State	32	1080	33.8	996	31.1	+2.6
4.	New Mexico State	30	1030	34.3	1000	33.3	+1.0
5.	Hawaii	28	966	34.5	971	34.7	-0.2
6.	San Jose St.	31	1105	35.6	1121	36.2	-0.5
7.	Boise State	29	1037	35.8	1070	36.9	-1.1
8.	Idaho	29	890	30.7	1027	35.4	-4.7
9.	Fresno State	28	967	34.5	1100	39.3	-4.8

BLOCKED SHOTS

#	Team	G	Blocks	Avg/G
1.	Hawaii	28	166	5.93
2.	Nevada	33	160	4.85
3.	Louisiana Tech	33	132	4.00
4.	Fresno State	28	108	3.86
5.	San Jose State	31	95	3.06
6.	Utah State	32	91	2.84
7.	New Mexico State	30	69	2.30
8.	Boise State	29	60	2.07
9.	Idaho	29	39	1.34

ASSISTS

#	Team	G	Assists	Avg/G
1.	Utah State	32	552	17.25
2.	Nevada	33	514	15.58
3.	Hawaii	28	415	14.82
4.	Louisiana Tech	33	475	14.39
5.	Boise State	29	413	14.24
6.	Fresno State	28	394	14.07
7.	San Jose State	31	370	11.94
8.	New Mexico State	30	335	11.17
9.	Idaho	29	282	9.72

STEALS

#	Team	G	Steals	Avg/G
1.	Fresno State	28	229	8.18
2.	Louisiana Tech	33	258	7.82
3.	New Mexico State	30	211	7.03
4.	Hawaii	28	176	6.29
5.	Idaho	29	168	5.79
6.	Boise State	29	166	5.72
7.	San Jose State	31	175	5.65
8.	Nevada	33	179	5.42
9.	Utah State	32	165	5.16

3-POINT FIELD GOALS MADE

#	Team	G	3FG	Avg/G
1.	Fresno State	28	265	9.46
2.	Boise State	29	230	7.93
3.	Utah State	32	232	7.25
4.	Idaho	29	165	5.69
5.	New Mexico State	30	168	5.60
6.	Nevada	33	179	5.42
7.	Hawaii	28	146	5.21
8.	Louisiana Tech	33	147	4.45
9.	San Jose State	31	125	4.03

TURNOVER MARGIN

#	Team	G	TM	Avg	OPP	Avg	Mar.
1.	Fresno State	28	377	13.5	444	15.9	+2.39
2.	San Jose St.	31	429	13.8	452	14.6	+0.74
3.	Idaho	29	387	13.3	405	14.0	+0.62
4.	Nevada	33	426	12.9	446	13.5	+0.61
5.	Louisiana Tech	33	503	15.2	498	15.1	-0.15
6.	New Mexico St.	30	490	16.3	471	15.7	-0.63
7.	Hawaii	28	375	13.4	352	12.6	-0.82
8.	Boise State	29	445	15.3	419	14.4	-0.90
9.	Utah State	32	421	13.2	389	12.2	-1.00

ASSIST/TURNOVER RATIO

#	Team	G	Asst	Avg	Turn	Avg	Ratio
1.	Utah State	32	552	17.3	421	13.2	1.31
2.	Nevada	33	514	15.6	426	12.9	1.21
3.	Hawaii	28	415	14.8	375	13.4	1.11
4.	Fresno State	28	394	14.1	377	13.5	1.05
5.	Louisiana Tech	33	475	14.4	503	15.2	0.94
6.	Boise State	29	413	14.2	445	15.3	0.93
7.	San Jose State	31	370	11.9	429	13.8	0.86
8.	Idaho	29	282	9.7	387	13.3	0.73
9.	New Mexico St.	30	335	11.2	490	16.3	0.68



Individual Stats - All Games

SCORING

##	Player-Team	Cl	G	FG	3FG	FT	Pts	Avg/G
1.	Fazekas, Nick-NEV	JR	33	268	31	154	721	21.8
2.	Millsap, Paul-LTU	JR	33	258	5	127	648	19.6
3.	Hosley, Quinton-FS	JR	28	169	47	137	522	18.6
4.	Nelson, Tyrone-NMSU	SO	30	189	0	157	535	17.8
5.	Sensley, Julian-UH	SR	27	174	50	77	475	17.6
6.	Coleman, Ja'Vance-FS	JR	28	152	95	91	490	17.5
7.	Harris, Nate-USU	SR	32	215	7	116	553	17.3
8.	Karl, Coby-BSU	JR	29	150	70	129	499	17.2
9.	Carroll, Jaycee-USU	SO	32	184	93	60	521	16.3
10.	Shepard, Tanoris-UI	SR	29	155	48	89	447	15.4
11.	Kemp, Marcelus-NEV	SO	33	178	52	86	494	15.0
12.	Brown, Demetrius-SJSU	SR	26	123	3	113	362	13.9
13.	Lojeski, Matt-UH	JR	28	129	56	67	381	13.6
14.	Ingram, Elijah-NMSU	JR	29	116	57	99	388	13.4
15.	Elam, Alex-SJSU	SR	30	143	47	50	383	12.8

FIELD GOAL PCT (Min. 5.0 made per game)

##	Player-Team	Cl	G	FG	FGA	Pct
1.	Harris, Nate-USU	SR	32	215	346	.621
2.	Millsap, Paul-LTU	JR	33	258	452	.571
3.	Nelson, Tyrone-NMSU	SO	30	189	343	.551
4.	Fazekas, Nick-NEV	JR	33	268	507	.529
5.	Carroll, Jaycee-USU	SO	32	184	396	.465
6.	Kemp, Marcelus-NEV	SO	33	178	385	.462
7.	Sensley, Julian-UH	SR	27	174	390	.446
8.	Karl, Coby-BSU	JR	29	150	351	.427
9.	Shepard, Tanoris-UI	SR	29	155	366	.423
10.	Hosley, Quinton-FS	JR	28	169	414	.408

FREE THROW PCT (Min. 2.5 made per game)

##	Player-Team	Cl	G	FTM	FTA	Pct
1.	Kemp, Marcelus-NEV	SO	33	86	101	.851
2.	Fazekas, Nick-NEV	JR	33	154	182	.846
3.	Ingram, Elijah-NMSU	JR	29	99	123	.805
4.	Coleman, Ja'Vance-FS	JR	28	91	114	.798
5.	Karl, Coby-BSU	JR	29	129	162	.796
6.	Charlo, Mo-NEV	SR	33	84	109	.771
7.	Nelson, Tyrone-NMSU	SO	30	157	208	.755
8.	Hosley, Quinton-FS	JR	28	137	183	.749
9.	Harris, Nate-USU	SR	32	116	156	.744
10.	Brown, Demetrius-SJSU	SR	26	113	156	.724

3-POINT FG PCT (Min. 2.5 made per game)

##	Player-Team	Cl	G	3FG	FGA	Pct
1.	Carroll, Jaycee-USU	SO	32	93	206	.451
2.	Coleman, Ja'Vance-FS	JR	28	95	247	.385

3-POINT FG MADE

##	Player-Team	Cl	G	3FG	Avg/G
1.	Coleman, Ja'Vance-FS	JR	28	95	3.39
2.	Carroll, Jaycee-USU	SO	32	93	2.91
3.	Karl, Coby-BSU	JR	29	70	2.41
4.	Lane, Eric-BSU	JR	29	60	2.07
5.	Lojeski, Matt-UH	JR	28	56	2.00
6.	Ingram, Elijah-NMSU	JR	29	57	1.97
7.	Ledbetter, Brett-UI	JR	29	55	1.90
8.	Sensley, Julian-UH	SR	27	50	1.85
9.	Hosley, Quinton-FS	JR	28	47	1.68
10.	Shepard, Tanoris-UI	SR	29	48	1.66

REBOUNDING

##	Player-Team	Cl	G	OFF	DEF	TOT	Avg/G
1.	Millsap, Paul-LTU	JR	33	197	241	438	13.3
2.	Fazekas, Nick-NEV	JR	33	100	242	342	10.4
3.	Hosley, Quinton-FS	JR	28	92	165	257	9.2
4.	Nelson, Tyrone-NMSU	SO	30	97	164	261	8.7
5.	Gueye, Ahmet-UH	JR	26	65	136	201	7.7
6.	Harris, Nate-USU	SR	32	74	173	247	7.7
7.	Fisher, David-NMSU	JR	29	63	120	183	6.3
8.	Matheus, Cass-USU	SR	32	66	125	191	6.0
9.	Brown, Demetrius-SJSU	SR	26	51	100	151	5.8
10.	Sensley, Julian-UH	SR	27	45	111	156	5.8
11.	Gipson, Matthew-UH	SR	28	48	109	157	5.6
12.	Hernandez, Hector-FS	SO	28	67	86	153	5.5
13.	Banks, Tez-BSU	SR	29	41	117	158	5.4
14.	Charlo, Mo-NEV	SR	33	67	109	176	5.3
15.	Lloyd, Kareem-BSU	SR	26	35	103	138	5.3

ASSISTS

##	Player-Team	Cl	G	Assists	Avg/G
1.	Bell, Kevin-FS	SO	28	165	5.89
2.	Sessions, Ramon-NEV	SO	31	153	4.94
3.	Haskins, Daevon-LTU	SR	33	161	4.88
4.	Pak, David-USU	SR	32	147	4.59
5.	Karl, Coby-BSU	JR	29	117	4.03
6.	Shepard, Tanoris-UI	SR	29	106	3.66
7.	Tatum, Deonte-UH	SR	28	102	3.64
8.	Sensley, Julian-UH	SR	27	87	3.22
9.	Lane, Eric-BSU	JR	29	89	3.07
10.	Ingram, Elijah-NMSU	JR	29	89	3.07

STEALS

##	Player-Team	Cl	G	Steals	Avg/G
1.	Hosley, Quinton-FS	JR	28	58	2.07
2.	Millsap, Paul-LTU	JR	33	62	1.88
3.	Mitchell, Mike-NMSU	SR	24	45	1.88
4.	Haskins, Daevon-LTU	SR	33	58	1.76
5.	Bell, Kevin-FS	SO	28	46	1.64
6.	Nelson, Tyrone-NMSU	SO	30	48	1.60
7.	O'Neil, Dwight-FS	SO	26	37	1.42
8.	Shepard, Tanoris-UI	SR	29	41	1.41
9.	Sensley, Julian-UH	SR	27	34	1.26
10.	Lojeski, Matt-UH	JR	28	35	1.25

BLOCKED SHOTS

##	Player-Team	Cl	G	Blocks	Avg/G
1.	Gueye, Ahmet-UH	JR	26	65	2.50
2.	Millsap, Paul-LTU	JR	33	76	2.30
3.	Fazekas, Nick-NEV	JR	33	49	1.48
4.	Botez, Chris-UH	SR	27	37	1.37
5.	Matheus, Cass-USU	SR	32	41	1.28
6.	Barbary, Menelik-SJSU	JR	31	38	1.23
7.	Hosley, Quinton-FS	JR	28	31	1.11
8.	Hernandez, Hector-FS	SO	28	30	1.07
9.	Gipson, Matthew-UH	SR	28	28	1.00
10.	Johnson, Demarshay-NEV	JR	33	32	0.97

ASSIST/TURNOVER RATIO (Min. 3.0 assists/game)

##	Player-Team	Cl	G	Asst	Avg	Turn	Avg	Ratio
1.	Bell, Kevin-FS	SO	28	165	5.9	65	2.3	2.54
2.	Sessions, Ramon-NEV	SO	31	153	4.9	67	2.2	2.28
3.	Haskins, Daevon-LTU	SR	33	161	4.9	79	2.4	2.04
4.	Pak, David-USU	SR	32	147	4.6	80	2.5	1.84
5.	Lane, Eric-BSU	JR	29	89	3.1	57	2.0	1.56
6.	Tatum, Deonte-UH	SR	28	102	3.6	69	2.5	1.48
7.	Harris, Nate-USU	SR	32	97	3.0	68	2.1	1.43
8.	Sensley, Julian-UH	SR	27	87	3.2	65	2.4	1.34
9.	Shepard, Tanoris-UI	SR	29	106	3.7	88	3.0	1.20
10.	Spencer, Carlton-SJSU	JR	31	93	3.0	78	2.5	1.19

Game 1

Nov. 19, 2005 • Mabee Center • Tulsa, Okla.

VISITORS: Utah State 1-0

#	Player Name	TOT-FG		3-PT		REBOUNDS		PF	TP	A	TO	BLK	S	MIN
		FG-FGA	FG-FGA	FT-FTA	FT-FTA	OF	DE							
04	Harris, Nate.....	f	9-13	0-1	5-7	2	4	6	3	23	0	3	1	43
24	Peterson, Durrall....	f	1-6	0-2	2-2	2	1	3	2	4	1	2	0	25
03	Matheus, Cass.....	c	2-3	0-0	3-4	2	4	6	5	7	0	1	0	14
02	Pak, David.....	g	0-5	0-4	0-0	1	1	2	2	0	6	2	0	30
20	Carroll, Jaycee.....	g	7-13	3-7	3-4	0	1	1	3	20	0	2	0	30
12	Morgan, Everett.....	g	0-0	0-0	0-0	0	0	0	1	0	1	1	0	7
21	Session, Chris.....	g	2-3	0-0	0-1	0	4	4	0	4	1	2	0	16
23	Huber, Chris.....	g	0-1	0-1	2-2	0	1	1	3	2	0	3	0	16
25	Hammer, Nick.....	g	1-3	1-3	2-2	0	3	3	1	5	1	0	0	18
30	Spicer, Chaz.....	g	2-4	0-0	3-4	1	2	3	2	7	1	2	0	26
TEAM.....						2	2							
Totals.....			24-51		4-18		20-26		10	21	31	22	72	11 18 1 7 225

TOTAL FG% 1st Half: 10-21 47.6% 2nd Half: 11-26 42.3% OT: 3-4 75.0% Game: 47.1% DEADB
 3-Pt. FG% 1st Half: 2-7 28.6% 2nd Half: 2-11 18.2% OT: 0-0 0.0% Game: 22.2% REBS
 F Throw % 1st Half: 12-15 80.0% 2nd Half: 3-5 60.0% OT: 5-6 83.3% Game: 76.9% 5,1

HOME TEAM: Oral Roberts 0-1

#	Player Name	TOT-FG		3-PT		REBOUNDS		PF	TP	A	TO	BLK	S	MIN
		FG-FGA	FG-FGA	FT-FTA	FT-FTA	OF	DE							
04	OWENS, Larry.....	f	3-6	0-2	2-2	2	5	7	5	8	2	3	1	20
30	GREEN, Caleb.....	f	5-10	0-0	4-4	3	2	5	15	14	1	4	0	26
45	MICHALEC, Mickey....	c	5-7	0-0	0-0	5	5	10	3	10	1	1	1	32
01	TUTT, Ken.....	g	9-23	3-11	2-3	0	1	1	0	23	3	1	1	43
14	BLUITT, Jonathan....	g	1-5	0-3	4-4	0	0	0	1	6	5	6	1	25
02	RIOUSE, Chris.....	g	1-4	1-4	0-0	0	1	1	1	3	0	0	0	26
10	VEALY, Marchello....	g	0-1	0-0	0-0	0	1	1	0	0	0	2	0	4
22	POWLKES, Eric.....	g	0-0	0-0	0-0	0	0	0	0	0	0	0	0	3
33	MELOY, Andrew.....	g	0-1	0-1	0-0	1	1	2	1	0	0	1	0	4
52	OGUNOYE, Yemi.....	g	1-3	0-0	1-5	1	2	3	3	3	0	0	0	22
TEAM.....						4	4							
Totals.....			25-60		4-21		13-18		16	18	34	19	67	12 18 4 6 225

TOTAL FG% 1st Half: 7-24 29.2% 2nd Half: 15-29 51.7% OT: 3-7 42.9% Game: 41.7% DEADB
 3-Pt. FG% 1st Half: 2-9 22.2% 2nd Half: 2-8 25.0% OT: 0-4 0.0% Game: 19.0% REBS
 F Throw % 1st Half: 9-11 81.8% 2nd Half: 4-4 100% OT: 0-3 0.0% Game: 72.2% 2

Officials: Tom Clark, Anthony Cruzier, Keith Kimble

Technical fouls: Utah State-None. Oral Roberts-None.

Attendance: 6941

Score by Periods	1st	2nd	OT	Total
Utah State.....	34	27	11	- 72
Oral Roberts.....	25	36	6	- 67

Game 2

Nov. 21, 2005 • Murphy Center • Murfreesboro, Tenn.

VISITORS: Utah State 1-1

#	Player Name	TOT-FG		3-PT		REBOUNDS		PF	TP	A	TO	BLK	S	MIN
		FG-FGA	FG-FGA	FT-FTA	FT-FTA	OF	DE							
04	Harris, Nate.....	f	5-10	0-1	1-4	2	7	9	1	11	5	3	1	36
24	Peterson, Durrall....	f	2-6	1-3	2-2	0	3	3	2	7	2	0	0	31
03	Matheus, Cass.....	c	5-7	0-0	3-6	4	3	7	5	13	0	2	0	17
02	Pak, David.....	g	1-2	1-1	0-0	0	3	3	4	3	0	3	0	25
20	Carroll, Jaycee.....	g	5-12	2-6	5-6	0	0	0	3	17	0	3	0	34
12	Morgan, Everett.....	g	0-0	0-0	0-0	0	0	0	0	0	0	1	0	1
21	Session, Chris.....	g	2-3	0-0	0-0	1	4	5	2	4	1	3	0	15
23	Huber, Chris.....	g	1-1	0-0	0-1	0	1	1	2	2	3	0	0	18
25	Hammer, Nick.....	g	0-1	0-1	0-0	0	1	1	1	0	1	0	0	6
30	Spicer, Chaz.....	g	1-5	0-0	0-0	1	2	3	0	2	0	3	0	17
TEAM.....						1	2							
Totals.....			22-47		4-12		11-19		9	25	34	20	59	12 17 1 6 200

TOTAL FG% 1st Half: 14-25 56.0% 2nd Half: 8-22 36.4% Game: 46.8% DEADB
 3-Pt. FG% 1st Half: 3-8 37.5% 2nd Half: 1-4 25.0% Game: 33.3% REBS
 F Throw % 1st Half: 3-5 60.0% 2nd Half: 8-14 57.1% Game: 57.9% 4

HOME TEAM: Middle Tennessee 1-0

#	Player Name	TOT-FG		3-PT		REBOUNDS		PF	TP	A	TO	BLK	S	MIN
		FG-FGA	FG-FGA	FT-FTA	FT-FTA	OF	DE							
15	Vogelsberg, Adam....	f	3-6	3-5	7-8	0	0	0	4	16	1	1	0	32
24	Blue, Tim.....	f	1-6	0-1	0-0	1	2	3	4	2	1	2	0	17
44	Young, Kyle.....	c	4-5	0-0	3-5	2	3	5	0	11	1	1	3	33
01	Cuyler, Fats.....	g	4-16	2-11	1-2	2	2	4	0	11	1	3	0	34
03	Howard, Bud.....	g	5-9	1-2	3-5	2	5	7	3	14	2	4	1	29
04	O'Neil, Calvin.....	g	0-0	0-0	0-0	0	0	0	2	0	0	0	0	5
05	Kanasie, Kevin.....	g	0-1	0-1	0-0	0	1	1	0	0	2	0	0	6
23	Morrison, Marcus....	g	0-3	0-2	0-0	2	1	3	3	0	1	2	0	12
33	Lake, Brian.....	g	2-7	0-1	2-2	3	2	5	3	6	0	1	0	25
45	Hudson, Theryn.....	g	0-0	0-0	0-0	0	0	0	1	0	0	0	0	7
TEAM.....						1	4	5						
Totals.....			19-53		6-23		16-22		13	20	33	20	60	9 14 4 6 200

TOTAL FG% 1st Half: 12-27 44.4% 2nd Half: 7-26 26.9% Game: 35.8% DEADB
 3-Pt. FG% 1st Half: 4-11 36.4% 2nd Half: 2-12 16.7% Game: 26.1% REBS
 F Throw % 1st Half: 6-7 85.7% 2nd Half: 10-15 66.7% Game: 72.7% 2

Officials: Ted Hillary, James Breeding, Kevin Mathis

Technical fouls: Utah State-None. Middle Tennessee-None.

Attendance: 4223

Score by Periods	1st	2nd	Total
Utah State.....	34	25	- 59
Middle Tennessee.....	34	26	- 60

Game 3

Nov. 26, 2005 • Dee Glen Smith Spectrum • Logan, Utah

VISITORS: Lewis & Clark College 1-2

#	Player Name	TOT-FG		3-PT		REBOUNDS		PF	TP	A	TO	BLK	S	MIN
		FG-FGA	FG-FGA	FT-FTA	FT-FTA	OF	DE							
01	Johnson, Larry.....	f	3-8	2-3	0-0	0	0	0	2	8	1	1	0	27
05	Wells, Ryan.....	f	3-8	3-8	0-0	1	0	1	0	9	3	1	0	22
31	Waagmeester, Garrett	c	0-0	0-0	0-0	0	3	3	0	0	0	0	1	19
02	Tillery, Thomas.....	g	3-8	1-2	0-0	1	0	1	3	7	4	3	0	29
20	Robinson, Mark.....	g	2-8	2-7	1-2	0	0	0	0	7	1	0	0	29
03	Christensen, Jeff....	g	2-9	0-3	0-0	0	0	0	2	4	1	0	0	18
11	Clayman, Ryan.....	g	2-4	2-4	0-0	0	2	2	1	6	0	0	0	14
14	Thierry, Nick.....	g	0-1	0-0	0-0	0	1	1	3	0	0	4	0	13
24	Berggren, David.....	g	6-10	6-10	3-3	0	4	4	0	21	1	1	0	21
30	Cosgrove, Ryan.....	g	1-3	1-3	0-0	0	1	1	0	3	1	0	0	11
32	Roberts, Stephin....	g	0-0	0-0	0-0	0	0	0	0	0	1	0	0	4
33	Spurgin, Blake.....	g	0-1	0-1	0-0	0	0	0	0	0	0	0	0	3
TEAM.....						1	3	4						
Totals.....			22-60		17-41		4-5		3	14	17	11	65	13 10 1 5 200

TOTAL FG% 1st Half: 12-29 41.4% 2nd Half: 10-31 32.3% Game: 36.7% DEADB
 3-Pt. FG% 1st Half: 7-17 41.2% 2nd Half: 10-24 41.7% Game: 41.5% REBS
 F Throw % 1st Half: 3-3 100% 2nd Half: 1-2 50.0% Game: 80.0% 1

HOME TEAM: Utah State 2-1

#	Player Name	TOT-FG		3-PT		REBOUNDS					PF	TP	A	TO	BLK	S	MIN
		FG-FGA	FG-FGA	FT-FTA	OF	DE	TOT										
04	Harris, Nate.....	f	7-10	0-0	0-0	3	5	8	1	14	4	1	1	0	24		
24	Peterson, Durrall....	f	4-6	4-6	0-0	0	2	2	0	12	4	0	0	0	22		
03	Matheus, Cass.....	c	10-13	0-0	0-0	3	5	8	1	20	2	1	0	0	22		
02	Pak, David.....	g	2-3	1-2	0-0	0	1	1	0	5	3	0	0	0	18		
20	Carroll, Jaycee.....	g	8-10	2-3	0-0	0	6	6	2	18	6	1	0	1	24		
12	Morgan, Everett.....	g	1-4	0-2	0-0	0	3	3	0	2	4	0	0	0	17		
21	Session, Chris.....	g	2-4	0-0	0-0	0	1	1	0	4	4	0	0	0	18		
23	Huber, Chris.....	g	1-6	1-4	0-2	2	1	3	1	3	3	1	0	0	22		
30	Spicer, Chaz.....	g	8-9	0-0	0-2	2	2	4	0	16	1	2	0	0	20		
44	Bendall, Nate.....	g	4-5	0-0	0-0	1	4	5	1	8	0	0	0	1	13		
TEAM.....						1	5	6									
Totals.....			47-70	8-17	0-4	12	35	47	6	102	33	9	2	3	200		

Game 5

Dec. 5, 2005 • Dee Glen Smith Spectrum • Logan, Utah

VISITORS: Middle Tennessee 3-2

#	Player Name	TOT-FG		3-PT		REBOUNDS				PF	TP	A	TO	BLK	S	MIN
		FG-FGA	FG-FGA	FT-FTA	OF	DE	TOT									
23	Morrison, Marcus.....	f	1-4	0-1	0-0	1	0	1	3	2	5	3	0	1	28	
24	Blue, Tim.....	f	4-11	0-1	0-0	4	1	5	2	8	1	3	0	0	25	
44	Young, Kyle.....	c	3-4	0-0	1-1	0	2	2	2	7	1	0	0	0	31	
01	Cuyler, Fats.....	g	6-16	4-10	0-0	2	3	5	4	16	3	2	0	1	36	
15	Vogelsberg, Adam....	g	4-8	3-6	2-2	0	1	1	3	13	0	3	0	2	26	
05	Kanaskie, Kevin.....	1-1	1-1	0-0	0	2	2	0	3	0	1	0	0	1	16	
10	Durrant, Wes.....	0-0	0-0	0-0	0	0	0	0	0	0	0	0	0	0	1	
25	Dawson, Marques.....	3-6	2-2	0-0	1	4	5	0	8	0	0	2	3	18		
33	Lake, Brian.....	1-2	0-0	1-2	0	1	1	3	3	0	2	0	0	7		
45	Hudson, Theryn.....	0-1	0-0	1-2	0	1	1	2	1	1	0	0	0	12		
TEAM.....					2	2	4									
Totals.....		23-53	10-21	5-7	10	17	27	19	61	11	14	2	8	200		

TOTAL FG% 1st Half: 13-28 46.4% 2nd Half: 10-25 40.0% Game: 43.4% DEADB
 3-Pt. FG% 1st Half: 5-11 45.5% 2nd Half: 5-10 50.0% Game: 47.6% REBS
 F Throw % 1st Half: 2-3 66.7% 2nd Half: 3-4 75.0% Game: 71.4% 0

HOME TEAM: Utah State 3-2

#	Player Name	TOT-FG		3-PT		REBOUNDS				PF	TP	A	TO	BLK	S	MIN
		FG-FGA	FG-FGA	FT-FTA	OF	DE	TOT									
04	Harris, Nate.....	f	7-10	0-0	4-4	3	7	10	1	18	4	1	1	1	33	
24	Peterson, Durrall....	f	7-9	6-7	3-3	0	3	3	1	23	2	0	0	1	30	
03	Matheus, Cass.....	c	4-7	0-0	1-2	1	2	3	2	9	2	2	1	1	29	
02	Pak, David.....	g	1-3	1-2	0-0	0	1	1	3	3	7	1	0	2	23	
20	Carroll, Jaycee.....	g	7-13	3-6	0-0	1	2	3	0	17	0	2	0	2	37	
21	Session, Chris.....		0-3	0-0	3-4	1	3	4	0	3	2	1	0	1	17	
23	Huber, Chris.....		0-0	0-0	2-2	0	3	3	1	2	4	1	0	2	18	
30	Spicer, Chaz.....		2-3	0-0	0-3	0	0	0	0	4	0	3	0	0	8	
44	Bendall, Nate.....		0-1	0-0	0-0	0	1	1	1	0	0	1	0	0	5	
TEAM.....						1	1									
Totals.....			28-49	10-15	13-18	7	22	29	9	79	21	12	2	10	200	

TOTAL FG% 1st Half: 14-26 53.8% 2nd Half: 14-23 60.9% Game: 57.1% DEADB
 3-Pt. FG% 1st Half: 6-9 66.7% 2nd Half: 4-6 66.7% Game: 66.7% REBS
 F Throw % 1st Half: 1-3 33.3% 2nd Half: 12-15 80.0% Game: 72.2% 1

Officials: Stanley Reynolds, Duane Allen, Jim Stupin

Technical fouls: Middle Tennessee-None. Utah State-None.

Attendance: 7422

Score by Periods

	1st	2nd	Total
Middle Tennessee.....	33	28	- 61
Utah State.....	35	44	- 79

ID-363579

Game 6

Dec. 10, 2005 • Dee Events Center • Ogden, Utah

VISITORS: Utah State 4-2

		TOT-FG		3-PT		REBOUNDS									
##	Player Name	FG-FGA	FG-FGA	FT-FTA	OF	DE	TOT	PF	TP	A	TO	BLK	S	MIN	
04	Harris, Nate.....	f	4-10	0-0	2-2	4	3	7	3	10	2	1	1	32	
24	Peterson, Durrall....	f	2-6	0-4	2-2	1	8	9	2	6	0	3	0	1	32
03	Matheus, Cass.....	c	3-4	0-0	1-2	2	3	5	3	7	1	2	2	0	23
02	Pak, David.....	g	1-1	1-1	0-0	0	1	1	4	3	6	3	0	0	15
20	Carroll, Jaycee.....	g	10-16	5-11	5-6	0	3	3	2	30	2	2	0	0	37
21	Session, Chris.....		0-3	0-0	0-0	0	0	0	1	0	1	0	0	1	11
23	Huber, Chris.....		0-0	0-0	0-0	2	2	2	2	0	5	2	0	1	25
30	Spicer, Chaz.....		5-7	1-1	2-2	3	3	6	2	13	0	1	0	1	21
44	Bendall, Nate.....		0-0	0-0	0-0	1	0	1	1	0	0	0	0	0	4
TEAM.....					1	1									
Totals.....		25-47	7-17	12-14	12	23	35	20	69	17	14	3	5	200	

TOTAL FG% 1st Half: 13-26 50.0% 2nd Half: 12-21 57.1% Game: 53.2% DEADB
 3-Pt. FG% 1st Half: 2-9 22.2% 2nd Half: 5-8 62.5% Game: 41.2% REBS
 F Throw % 1st Half: 6-6 100 % 2nd Half: 6-8 75.0% Game: 85.7% 2

HOME TEAM: Weber State 3-5

#	Player Name	TOT-FG		3-PT		REBOUNDS				PF	TP	A	TO	BLK	S	MIN
		FG-FGA	FG-FGA	FT-FTA	OF	DE	TOT									
01	Riggs, Coric.....	f	5-13	2-4	2-3	4	3	7	0	14	0	2	0	0	33	
33	Patten, David.....	f	7-12	0-1	2-4	3	2	5	1	16	1	2	3	2	27	
21	Pajevic, Nedim.....	c	2-3	0-0	2-2	3	0	3	4	6	1	3	0	0	18	
02	Covington, Nick.....	g	2-7	1-4	1-2	0	0	0	1	6	4	0	0	0	31	
22	Henry, Dan.....	g	3-5	0-1	1-2	0	2	2	1	7	3	0	0	0	27	
00	Shelton, Chauncey...	0	0-5	0-0	1-2	2	0	2	0	1	0	0	0	0	11	
10	Cox, Brett.....	0	0-2	0-0	0-0	0	1	1	0	0	0	0	0	0	9	
34	Stovall, Terrell....	0	0-3	0-1	2-2	0	1	1	0	2	0	0	0	0	20	
40	Burris, Clint.....	2	2-4	1-1	3-4	2	1	3	2	8	0	0	0	3	24	
TEAM.....																
Totals.....			21-54	4-14	14-21	14	10	24	9	60	9	7	3	5	200	

TOTAL FG% 1st Half: 11-29 37.9% 2nd Half: 10-25 40.0% Game: 38.9% DEADB
 3-Pt. FG% 1st Half: 1-6 16.7% 2nd Half: 3-8 37.5% Game: 28.6% REBS
 F Throw % 1st Half: 2-5 40.0% 2nd Half: 12-16 75.0% Game: 66.7% 3

Officials: Don Wescott, Sam Gibson, Greg Nixon

Technical fouls: Utah State-None. Weber State-Patten, David; TEAM.

Attendance: 6866

Score by Periods

	1st	2nd	Total
Utah State.....	34	35	- 69
Weber State.....	25	35	- 60

Game 7

Dec. 17, 2005 • Stan Sheriff Center • Honolulu, Hawai'i

VISITORS: Utah State 4-3, 0-1

		TOT-FG		3-PT		REBOUNDS									
##	Player Name		FG-FGA	FG-FGA	FT-FTA	OF	DE	TOT	PF	TP	A	TO	BLK	S	MIN
04	Harris, Nate.....	f	2-9	0-1	8-10	3	5	8	2	12	1	1	0	1	36
24	Peterson, Durrall....	f	2-11	0-5	0-1	1	0	1	2	4	4	0	0	0	31
03	Matheus, Cass.....	c	5-8	0-0	1-2	2	1	3	1	11	0	2	2	1	27
02	Pak, David.....	g	1-6	1-4	0-0	0	2	2	1	3	3	3	0	0	29
20	Carroll, Jaycee.....	g	5-14	3-6	2-2	1	4	5	3	15	1	3	0	2	34
21	Session, Chris.....	1-3	0-1	0-0	1	1	2	1	2	2	1	0	1	15	
23	Huber, Chris.....	1-1	1-1	0-0	0	0	0	0	2	3	1	0	0	11	
30	Spicer, Chaz.....	3-4	0-0	3-4	1	2	3	2	9	1	2	0	0	17	
TEAM.....					2	2	4								
Totals.....			20-56	5-18	14-19	11	17	28	14	59	13	12	2	5	200

TOTAL FG% 1st Half: 13-24 54.2% 2nd Half: 7-32 21.9% Game: 35.7% DEADB
 3-Pt. FG% 1st Half: 3-8 37.5% 2nd Half: 2-10 20.0% Game: 27.8% REBS
 F Throw % 1st Half: 6-9 66.7% 2nd Half: 8-10 80.0% Game: 73.7% 3,1

HOME TEAM: Hawai'i 4-2, 1-0

##	Player Name	TOT-FG		3-PT		REBOUNDS				PF	TP	A	TO	BLK	S	MIN
		FG-FGA	FG-FGA	FT-FTA	OF	DE	TOT									
04	Gipson, Matthew.....	f	2-9	0-2	1-2	3	4	7	4	5	1	3	2	2	24	
41	Sensley, Julian.....	f	7-15	2-7	3-4	1	6	7	0	19	4	0	0	1	36	
45	Guey, Ahmet.....	c	6-9	0-0	0-0	2	6	8	4	12	2	3	4	1	36	
21	Lojeski, Matt.....	g	8-11	4-7	0-0	1	4	5	1	20	3	2	3	2	36	
25	Tatum, Deonte.....	g	3-7	0-0	0-0	0	1	1	0	6	2	2	0	0	37	
10	Wilder, John.....		0-0	0-0	0-0	0	0	0	0	0	0	0	0	1	6	
11	Waters, Dominic....		0-0	0-0	2-5	0	0	0	0	2	0	0	0	0	3	
12	Zivanovic, Milos....		0-0	0-0	0-0	0	1	1	2	0	0	0	0	0	3	
23	Miller, Jack.....		0-0	0-0	0-0	0	0	0	0	0	0	0	0	1	1	
24	Thompson, Hiram....		0-0	0-0	1-2	1	0	1	0	1	0	0	0	0	1	
50	Botez, Chris.....		2-4	0-0	0-0	2	2	4	4	4	1	2	0	0	17	
TEAM.....						1	2	3								
Totals.....			28-55	6-16	7-13	11	26	37	16	69	13	14	9	7	200	

TOTAL FG% 1st Half: 13-29 44.8% 2nd Half: 15-26 57.7% Game: 50.9% DEADB
 3-Pt. FG% 1st Half: 4-9 44.4% 2nd Half: 2-7 28.6% Game: 37.5% REBS
 F Throw % 1st Half: 2-3 66.7% 2nd Half: 5-10 50.0% Game: 53.8% 4,1

Officials: Bill Gracey, Mike Littlewood, Jim Danner

Technical fouls: Utah State-None. Hawai'i-None.

Attendance: 6884

Score by Periods

Game 8

Dec. 20, 2005 • Dee Glen Smith Spectrum • Logan, Utah

VISITORS: Oral Roberts 5-5

		TOT-FG		3-PT		REBOUNDS									
##	Player Name	FG-FGA	FG-FGA	FT-FTA	OF	DE	TOT	PF	TP	A	TO	BLK	S	MIN	
30	Green, Caleb.....	f	6-17	0-0	2-3	9	5	14	4	14	3	1	3	0	39
52	Ogunoye, Yemi.....	f	2-4	0-0	0-0	4	0	4	1	4	1	1	1	2	32
45	Michalec, Mickey....	c	2-9	0-0	0-0	1	2	3	5	4	3	1	2	0	28
01	Tutt, Ken.....	g	9-20	7-12	4-4	1	2	3	2	29	0	5	0	2	38
04	Owens, Larry.....	g	4-10	0-2	0-0	4	6	10	3	8	4	4	0	2	35
13	Ehame, Moses.....	g	1-2	0-1	0-0	1	2	3	1	2	0	1	0	0	9
22	Fowlkes, Eric.....	g	1-4	0-0	1-2	0	3	3	1	3	1	3	0	3	19
TEAM.....						1	2	3							
Totals.....			25-66	7-15	7-9	21	22	43	17	64	12	16	6	9	200

TOTAL FG% 1st Half: 8-35 22.9% 2nd Half: 17-31 54.8% Game: 37.9% DEADB
 3-Pt. FG% 1st Half: 2-9 22.2% 2nd Half: 5-6 83.3% Game: 46.7% REBS
 F Throw % 1st Half: 2-2 100% 2nd Half: 5-7 71.4% Game: 77.8% 0

HOME TEAM: Utah State 5-3

HOME TEAM: Utah State 5-3																
#	Player Name	TOT-FG		3-PT		REBOUNDS										
		FG-FGA	FG-FGA	FT-FTA	OF	DE	TOT	PF	TP	A	TO	BLK	S	MIN		
04	Harris, Nate.....	f	4-10	0-2	5-8	2	5	7	2	13	5	2	0	1	32	
24	Peterson, Durrall....	f	0-3	0-2	2-4	0	1	1	4	2	0	1	0	1	17	
03	Mathews, Cass.....	c	4-7	0-0	2-2	1	10	11	1	10	2	2	0	2	34	
02	Pak, David.....	g	5-9	4-6	2-2	1	1	2	1	16	3	3	0	3	32	
20	Carroll, Jaycee.....	g	6-14	1-4	4-4	1	0	1	2	17	1	4	0	2	30	
21	Session, Chris.....		1-5	0-2	0-0	2	1	3	1	2	1	1	1	1	23	
23	Huber, Chris.....		1-1	1-1	0-0	0	1	1	1	3	2	0	0	1	18	
30	Spicer, Chaz.....		1-2	0-0	0-0	0	1	1	0	2	0	1	0	0	11	
44	Bendall, Nate.....		0-0	0-0	0-0	0	1	1	0	0	0	0	0	0	3	
TEAM.....						1	1	2								
Totals.....			22-51	6-17	15-20	8	22	30	12	65	14	14	1	11	200	

TOTAL FG% 1st Half: 14-32 43.8% 2nd Half: 8-19 42.1% Game: 43.1% DEADB
 3-Pt. FG% 1st Half: 5-11 45.5% 2nd Half: 1-6 16.7% Game: 35.3% REBS
 F Throw % 1st Half: 3-4 75.0% 2nd Half: 12-16 75.0% Game: 75.0% 4

Officials: Mark Reischling, Bill Kennedy, Ronnie Hernandez

Technical fouls: Oral Roberts-None. Utah State-None.

Attendance: 6686

Score by Periods		1st	2nd	Total
Oral Roberts.....		20	44	64
Utah State.....		36	29	65

ID-363582

Game 9

Dec. 22, 2005 • Dee Glen Smith Spectrum • Logan, Utah

VISITORS: Brigham Young 6-3

		TOT-FG		3-PT		REBOUNDS										
#	Player Name		FG-FGA	FG-FGA	FT-FTA	OF	DE	TOT	PF	TP	A	TO	BLK	S	MIN	
15	Malaman, Fernando.....	f	2-4	0-0	0-0	0	4	4	0	4	1	0	2	0	20	
23	Balderson, Jimmy.....	f	0-2	0-0	0-0	0	1	1	2	0	0	0	0	0	5	
44	Plaisted, Trent.....	c	2-6	0-0	1-4	0	2	2	4	5	0	2	1	0	31	
01	Broadus, Rashaun.....	g	7-11	3-6	4-6	0	1	1	2	21	8	4	0	2	31	
11	Reichner, Brock.....	g	10-13	6-8	0-2	0	1	1	4	26	2	2	0	0	29	
02	Rose, Mike.....		0-1	0-1	0-0	0	0	0	1	0	0	0	0	0	4	
03	Young, Keena.....		2-6	0-0	2-3	3	6	9	3	6	0	2	2	0	20	
04	Emery, Jackson.....		3-8	2-5	0-0	0	1	1	2	8	0	0	0	0	12	
13	Ainge, Austin.....		1-5	0-1	0-0	0	0	0	1	2	7	0	0	3	22	
30	Cumard, Lee.....		2-6	0-2	4-5	5	2	7	2	8	1	2	0	0	18	
43	Dawes, Derek.....		0-1	0-0	0-0	0	2	2	1	0	0	2	2	0	8	
TEAM.....						3	1	4								
Totals.....			29-63	11-25	11-20	11	21	32	22	80	19	14	7	5	200	

TOTAL FG% 1st Half: 12-29 41.4% 2nd Half: 17-34 50.0% Game: 46.0% DEADB
 3-Pt. FG% 1st Half: 2-13 15.4% 2nd Half: 9-12 75.0% Game: 44.0% REBS
 F Throw % 1st Half: 6-7 85.7% 2nd Half: 5-13 38.5% Game: 55.0% 6

HOME TEAM: Utah State 6-3

TEAM TOTALS																
#	Player Name	TOT-FG	3-PT	REBOUNDS				PF	TP	A	TO	BLK	S	MIN		
		FG-FGA	FG-FGA	FT-FTA	OF	DE	TOT									
04	Harris, Nate.....	f	11-15	0-0	5-8	2	4	6	1	27	5	4	0	1	35	
24	Peterson, Durrall....	f	3-6	1-3	0-0	1	2	3	3	7	1	0	0	0	17	
03	Mathews, Cass.....	c	8-11	0-0	2-5	2	9	11	2	18	0	0	2	0	30	
02	Pak, David.....	g	2-6	0-2	2-2	0	2	2	3	6	11	4	0	1	23	
20	Carroll, Jaycee.....	g	5-7	3-4	0-0	0	1	1	4	13	4	1	0	0	31	
21	Session, Chris.....	g	4-7	0-0	1-2	3	6	9	3	9	3	2	0	1	23	
23	Huber, Chris.....	g	1-2	1-2	1-2	0	0	0	3	4	3	0	0	1	26	
30	Spicer, Chaz.....	g	2-6	0-0	3-3	0	1	1	1	7	0	1	0	0	15	
TEAM.....						1	1									
Totals.....			36-60	5-11	14-22	8	26	34	20	91	27	12	2	4	200	

TOTAL FG% 1st Half: 19-30 63.3% 2nd Half: 17-30 56.7% Game: 60.0% DEADB
 3-Pt. FG% 1st Half: 4-6 66.7% 2nd Half: 1-5 20.0% Game: 45.5% REBS
 F Throw % 1st Half: 5-9 55.6% 2nd Half: 9-13 69.2% Game: 63.6% 2,1

Officials: Scott Thornley, Michael Irving, Eric Curry

Technical fouls: Brigham Young-None. Utah State-TEAM.

Attendance: 9251

Score by Periods		1st	2nd	Total
Brigham Young.....		32	48	80
Utah State.....		47	44	91

ID-363583

Game 10

Dec. 29, 2005 • Dee Glen Smith Spectrum • Logan, Utah

VISITORS: Arkansas-Little Rock 6-5

#	Player Name	TOT-FG	3-PT	REBOUNDS											
		FG-FGA	FG-FGA	FT-FTA	OF	DE	TOT	PF	TP	A	TO	BLK	S	MIN	
02	Eggins, DeAndre.....	f	1-4	0-1	1-2	1	1	2	3	3	2	0	1	23	
23	Malone, Lekheythan....	f	2-5	0-1	0-0	0	0	0	5	4	1	4	1	31	
24	Jones-Jennings, Rash..	c	8-16	0-0	1-2	1	8	9	0	17	0	2	0	1	36
01	Muldrow, Elijah.....	g	3-10	1-4	1-2	1	1	2	4	8	2	4	1	2	33
05	Harding, Buddy.....	g	0-2	0-0	0-0	0	0	0	2	0	1	1	0	0	19
03	Wright, Zack.....	g	4-9	1-3	0-0	0	1	1	3	9	2	2	0	0	24
12	Razz, Lorenzo.....	g	0-0	0-0	0-0	1	0	1	0	0	1	0	1	0	5
33	Thornton, Chris.....	g	0-0	0-0	0-0	0	0	0	0	0	0	0	0	0	5
34	Ray, Byron.....	g	0-1	0-0	0-2	0	2	2	0	0	0	1	0	0	10
42	Nichols, Brandon....	g	1-3	0-2	1-2	1	2	3	1	3	0	1	0	0	14
TEAM.....						2	1	3							
Totals.....			19-50	2-11	4-10	7	16	23	18	44	9	15	4	5	200

TOTAL FG% 1st Half: 8-24 33.3% 2nd Half: 11-26 42.3% Game: 38.0% DEADB
 3-Pt. FG% 1st Half: 0-2 0.0% 2nd Half: 2-9 22.2% Game: 18.2% REBS
 F Throw % 1st Half: 1-2 50.0% 2nd Half: 3-8 37.5% Game: 40.0% 4

HOME TEAM: Utah State 7-3

#	Player Name	TOT-FG	FG-FGA	3-PT	FT-FTA	OF	DE	TOT	PF	TP	A	TO	BLK	S	MIN
04	Harris, Nate.....	f	11-13	1-1	0-3	3	4	7	2	23	2	0	1	0	23
24	Peterson, Durrall....	f	3-7	1-1	2-3	0	2	2	1	9	0	2	0	1	23
03	Mathews, Cass.....	c	1-2	0-0	0-0	1	3	4	2	2	0	2	0	1	20
02	Pak, David.....	g	3-4	2-2	0-1	0	3	3	0	8	2	3	0	1	25
20	Carroll, Jaycee.....	g	7-13	3-6	4-4	2	5	7	2	21	8	2	0	2	30
21	Session, Chris.....	g	0-0	0-0	0-0	1	2	3	2	0	2	2	0	0	14
23	Huber, Chris.....	g	0-2	0-1	1-2	0	1	1	2	1	5	1	1	1	19
25	Hammer, Nick.....	g	0-3	0-2	0-0	0	0	0	1	0	1	1	0	0	9
30	Spicer, Chaz.....	g	4-6	0-0	2-2	0	2	2	0	10	1	1	0	2	22
44	Bendall, Nate.....	g	1-3	0-0	0-2	4	2	6	1	2	0	1	0	0	15
TEAM.....						2	1	3							
Totals.....			30-53	7-13	9-17	13	25	38	13	76	21	15	2	8	200

TOTAL FG% 1st Half: 15-26 57.7% 2nd Half: 15-27 55.6% Game: 56.6% DEADB
 3-Pt. FG% 1st Half: 5-8 62.5% 2nd Half: 2-5 40.0% Game: 53.8% REBS
 F Throw % 1st Half: 6-10 60.0% 2nd Half: 3-7 42.9% Game: 52.9% 3

Officials: Terry Christman, Mike Littlewood, Ken Nielson

Technical fouls: Arkansas-Little Rock-None. Utah State-None.

Attendance: 8217



'05-'06 Boxscores



Game 11

Dec. 30, 2005 • Dee Glen Smith Spectrum • Logan, Utah

VISITORS: Binghamton 3-9

#	Player Name	TOT-FG		3-PT		REBOUNDS		PF	TP	A	TO	BLK	S	MIN
		FG-FGA	FG-FGA	FT-FTA	FT-FTA	OF	DE							
01	Hermenier, Sebastian	f	3-6	1-1	0-0	3	2	5	2	7	1	1	0	17
32	Heard, Andre	f	3-16	0-5	3-4	0	1	1	2	9	1	1	0	35
33	Olomo, Giovanni	c	1-1	0-0	0-0	2	3	5	2	2	0	0	0	16
05	Gordon, Mike	g	3-7	1-4	0-0	0	2	2	1	7	3	1	0	33
22	Hailey, Troy	g	0-8	0-4	0-0	0	0	0	2	0	1	2	0	15
02	Jackson, Schafer	g	1-6	1-5	0-0	0	1	1	1	3	0	1	0	22
12	Davison, Drew	g	1-3	0-2	2-2	0	0	0	1	4	1	2	0	6
14	Milne, Ian	g	3-7	1-3	1-2	0	2	2	2	8	0	0	1	27
21	Jackson, Dwayne	g	1-5	1-1	0-0	1	1	2	1	3	0	0	0	5
34	James, Duane	g	0-2	0-0	2-2	0	2	2	2	2	0	0	0	13
50	Montgomery, Jaan	g	1-1	0-0	0-0	0	4	4	3	2	0	0	0	11
TEAM						3	1	4						
Totals			17-62	5-25	8-10	9	19	28	19	47	7	8	1	5 200

TOTAL FG% 1st Half:	9-32 28.1%	2nd Half:	8-30 26.7%	Game:	27.4%	DEADB
3-Pt. FG% 1st Half:	3-14 21.4%	2nd Half:	2-11 18.2%	Game:	20.0%	REBS
F Throw % 1st Half:	0-0 0.0%	2nd Half:	8-10 80.0%	Game:	80.0%	2

HOME TEAM: Utah State 8-3

#	Player Name	TOT-FG		3-PT		REBOUNDS		PF	TP	A	TO	BLK	S	MIN
		FG-FGA	FG-FGA	FT-FTA	FT-FTA	OF	DE							
04	Harris, Nate	f	5-6	0-0	7-8	1	0	1	3	17	1	3	0	26
24	Peterson, Durrall	f	3-5	3-4	0-0	0	1	1	2	9	1	0	0	22
03	Matheus, Cass	c	3-7	0-0	2-2	2	7	9	2	8	1	1	3	0
02	Pak, David	g	2-4	0-0	1-2	0	4	4	1	5	3	3	0	23
20	Carroll, Jaycee	g	7-10	4-5	2-3	0	2	2	0	20	4	1	1	24
21	Sessions, Chris	g	0-2	0-0	1-2	2	3	5	2	1	2	2	1	28
23	Huber, Chris	g	0-1	0-1	0-0	0	4	4	2	0	6	0	0	21
25	Hammer, Nick	g	2-4	1-3	2-3	0	4	4	0	7	0	0	0	13
30	Spicer, Chaz	g	3-6	0-0	3-4	1	5	6	2	9	2	0	0	21
44	Bendall, Nate	g	2-3	0-0	1-3	0	3	3	2	5	0	0	1	0
TEAM						3	3							
Totals			27-48	8-13	19-27	6	36	42	16	81	20	10	6	3 200

TOTAL FG% 1st Half:	13-22 59.1%	2nd Half:	14-26 53.8%	Game:	56.3%	DEADB
3-Pt. FG% 1st Half:	4-6 66.7%	2nd Half:	4-7 57.1%	Game:	61.5%	REBS
F Throw % 1st Half:	10-15 66.7%	2nd Half:	9-12 75.0%	Game:	70.4%	4

Officials: Terry Christman, Mike Littlewood, Shawn Lehigh
Technical fouls: Binghamton-None. Utah State-None.
Attendance: 8129

Score by Periods	1st	2nd	Total
Binghamton	21	26	47
Utah State	40	41	81

Game 12

Jan. 5, 2006 • The Event Center • San Jose, Calif.

VISITORS: Utah State 9-3, 1-1 WAC

#	Player Name	TOT-FG		3-PT		REBOUNDS		PF	TP	A	TO	BLK	S	MIN
		FG-FGA	FG-FGA	FT-FTA	FT-FTA	OF	DE							
04	Harris, Nate	f	11-17	0-1	2-5	4	5	9	2	24	3	0	2	33
24	Peterson, Durrall	f	1-5	1-4	0-0	0	2	2	1	3	3	2	0	21
03	Matheus, Cass	c	4-7	0-0	0-0	1	4	5	4	8	0	1	0	19
02	Pak, David	g	2-8	0-4	0-0	0	3	3	2	4	4	1	0	26
20	Carroll, Jaycee	g	6-12	1-3	2-2	1	4	5	2	15	2	0	0	36
21	Sessions, Chris	g	2-3	0-0	0-0	1	1	2	2	4	1	0	0	19
23	Huber, Chris	g	0-1	0-1	0-0	0	1	1	0	0	5	3	0	16
25	Hammer, Nick	g	0-0	0-0	0-0	0	0	0	1	0	0	1	0	2
30	Spicer, Chaz	g	4-10	0-0	1-2	4	2	6	1	9	2	3	1	0
44	Bendall, Nate	g	0-0	0-0	0-0	0	0	0	1	0	0	0	0	3
TEAM						4	2	6						
Totals			30-63	2-13	5-9	15	24	39	16	67	20	11	3	4 200

TOTAL FG% 1st Half:	15-32 46.9%	2nd Half:	15-31 48.4%	Game:	47.6%	DEADB
3-Pt. FG% 1st Half:	2-7 28.6%	2nd Half:	0-6 0.0%	Game:	15.4%	REBS
F Throw % 1st Half:	2-4 50.0%	2nd Half:	3-5 60.0%	Game:	55.6%	0

HOME TEAM: San Jose State 4-10, 0-1 WAC

#	Player Name	TOT-FG		3-PT		REBOUNDS		PF	TP	A	TO	BLK	S	MIN
		FG-FGA	FG-FGA	FT-FTA	FT-FTA	OF	DE							
15	Elam, Alex	f	5-11	1-4	1-1	3	3	6	2	12	1	3	0	31
40	Brown, Demetrius	f	6-17	0-1	1-1	3	3	6	3	13	2	3	2	38
50	Barbary, Menelik	c	6-11	0-0	1-3	5	6	11	2	13	0	1	6	28
11	Gardner, Tyree	g	4-6	2-3	0-0	0	0	0	1	10	1	2	0	31
23	Spencer, Carlton	g	1-5	0-1	5-10	0	5	5	3	7	3	2	0	33
04	Richardson, Julian	g	0-0	0-0	0-0	0	0	0	0	0	1	0	0	3
20	Coxad, Jared	g	0-0	0-0	1-2	1	0	1	1	1	0	0	0	5
21	Thomas, Devonte	g	0-1	0-0	0-0	0	0	0	0	0	0	0	0	11
32	Smith, Justonn	g	0-1	0-0	0-0	0	0	0	0	0	0	0	0	7
33	Fleming, Kevin	g	0-2	0-0	0-0	1	1	2	0	0	0	1	0	2
52	Misko, Matt	g	0-2	0-0	0-0	0	1	1	0	0	0	0	1	0
TEAM						1	1	2						
Totals			22-56	3-9	9-17	14	20	34	12	56	13	9	9	200

TOTAL FG% 1st Half:	11-31 35.5%	2nd Half:	11-25 44.0%	Game:	39.3%	DEADB
3-Pt. FG% 1st Half:	1-4 25.0%	2nd Half:	2-5 40.0%	Game:	33.3%	REBS
F Throw % 1st Half:	3-7 42.9%	2nd Half:	6-10 60.0%	Game:	52.9%	4,2

Officials: Bill Gracey, Tim Garbutero, Mike Littlewood
Technical fouls: Utah State-None. San Jose State-None.
Attendance: 1042

Score by Periods	1st	2nd	Total
Utah State	34	33	67
San Jose State	26	30	56

Game 13

Jan. 7, 2006 • Save Mart Center • Fresno, Calif.

VISITORS: Utah State 9-4 (1-2 WAC)

#	Player Name	TOT-FG		3-PT		REBOUNDS		PF	TP	A	TO	BLK	S	MIN
		FG-FGA	FG-FGA	FT-FTA	FT-FTA	OF	DE							
04	Harris, Nate	f	15-22	2-4	1-1	3	9	12	4	33	5	2	0	44
24	Peterson, Durrall	f	2-8	1-4	0-1	2	2	4	4	5	0	1	0	24
03	Matheus, Cass	c	4-8	0-0	2-3	4	3	7	3	10	1	2	2	32
02	Pak, David	g	7-15	7-14	1-2	0	2	2	3	22	12	2	1	44
20	Carroll, Jaycee	g	5-13	3-7	1-2	0	3	3	4	14	3	2	0	45
21	Sessions, Chris	g	0-1	0-0	0-0	1	3	4	2	0	4	0	0	24
23	Huber, Chris	g	0-1	0-1	0-0	0	0	0	2	0	1	0	0	9
25	Hammer, Nick	g	0-2	0-2	0-0	0	1	1	1	0	1	0	0	4
30	Spicer, Chaz	g	6-10	0-1	0-0	1	4	5	3	12	1	1	0	24
TEAM						2	1	3						
Totals			39-80	13-33	5-9	13	28	41	26	96	28	11	3	5 250

TOTAL FG% 1st Half:	16-29 55.2%	2nd Half:	13-34 38.2%	OT:	10-17 58.8%	Game:	48.8%	DEADB
3-Pt. FG% 1st Half:	4-11 36.4%	2nd Half:	3-11 27.3%	OT:	6-11 54.5%	Game:	39.4%	REBS
F Throw % 1st Half:	3-4 75.0%	2nd Half:	1-3 33.3%	OT:	1-2 50.0%	Game:	55.6%	1

HOME TEAM: Fresno State 8-4 (1-0 WAC)

#	Player Name	TOT-FG		3-PT		REBOUNDS		PF	TP	A	TO	BLK	S	MIN
		FG-FGA	FG-FGA	FT-FTA	FT-FTA	OF	DE							
14	Hosley, Quinton	f	7-14	1-3	10-16	10	7	17	4	25	2	2	1	41
21	Hernandez, Hector	f	7-10	4-6	0-1	2	6	8	1	18	0	1	1	0
34	Coleman, Ja'Vance	f	8-20	5-12	4-4	2	2	4	2	25	8	3	0	45
01	Bell, Kevin	g	1-8	0-1	4-7	1	3	4	3	6	8	3	0	1 48
05	O'Neil, Dwight	g	4-11	2-3	2-2	2	7	9	3	12	3	3	0	41
04	Morris, Donovan	g	3-5	1-2	2-2	0	2	2	2	9	0	2	0	14
10	Riding, Ajay	g	0-0	0-0	0-0	0	0	0	1	0	0	1	0	0
55	Cesar, Renato	g	2-4	0-0	0-0	1	1	2	2	4	0	1	2	0
TEAM						2	2	4						
Totals			32-72	13-27	22-32	20	30	50	18	99	21	16	4	5 250

TOTAL FG%	1st Half: 15-30 50.0%	2nd Half: 9-24 37.5%	OT: 8-18 44.4%	Game: 44.4%	DEADB
3-Pt. FG%	1st Half: 5-10 50.0%	2nd Half: 3-9 33.3%	OT: 5-8 62.5%	Game: 48.1%	REBS
F Throw %	1st Half: 5-6 83.3%	2nd Half: 8-14 57.1%	OT: 9-12 75.0%	Game: 68.8%	2.1

Game 15

Jan. 14, 2006 • Dee Glen Smith Spectrum • Logan, Utah

VISITORS: Idaho 3-11, 0-4

#	Player Name	TOT-FG	3-PT	REBOUNDS											
		FG-FGA	FG-FGA	FT-FTA	OF	DE	TOT	PF	TP	A	TO	BLK	S	MIN	
12	Ledbetter, Brett....	f	0-4	0-4	0-0	0	2	2	0	0	0	1	0	20	
45	Dubois, David.....	f	0-2	0-0	0-0	2	2	4	1	0	1	1	0	21	
50	Nwoke, Desmond....	c	1-1	0-0	0-0	0	1	1	3	2	0	1	0	14	
05	Watson, Keoni.....	g	6-14	0-2	2-2	0	2	2	0	14	0	5	0	38	
11	Shepard, Tanoris....	g	8-17	2-5	4-7	0	4	4	1	22	3	4	0	2	
01	Forge, Matt.....	g	0-0	0-0	0-0	0	0	0	1	0	1	0	0	1	
03	Jakovljevic, Nebojsa	g	0-0	0-0	0-0	0	0	0	0	0	0	0	0	2	
21	Smith, Aaron.....	g	2-3	2-3	0-0	1	0	1	1	6	0	0	0	21	
32	Vrsina, Igor.....	g	3-5	0-1	0-2	3	1	4	2	6	0	1	0	16	
54	Kale, Mike.....	g	3-6	0-0	2-2	3	6	9	3	8	0	2	0	25	
TEAM.....					1	1	2								
Totals.....			23-52	4-15	8-13	10	19	29	12	58	5	15	0	3 200	
TOTAL FG% 1st Half: 10-27 37.0%		2nd Half: 13-25 52.0%		Game: 44.2%		DEADB									
3-Pt. FG% 1st Half: 2-9 22.2%		2nd Half: 2-6 33.3%		Game: 26.7%		REBS									
F Throw % 1st Half: 2-2 100 %		2nd Half: 6-11 54.5%		Game: 61.5%		0									

HOME TEAM: Utah State 11-4, 3-2

#	Player Name	TOT-FG		3-PT		REBOUNDS		PF	TP	A	TO	BLK	S	MIN	
		FG-FGA	FG-FGA	FT-FTA	OF	DE	TOT								
04	Harris, Nate.....	f	5-10	0-0	3-4	2	5	7	2	13	4	0	0	1 26	
25	Hammer, Nick.....	f	0-5	0-3	0-0	0	3	3	1	0	0	2	0	0 12	
03	Mathews, Cass.....	c	6-9	0-0	2-2	5	4	9	3	14	2	0	2	1 20	
02	Pak, David.....	g	2-5	2-4	0-0	0	1	1	2	6	3	2	1	1 28	
20	Carroll, Jaycee....	g	7-12	5-8	0-0	1	2	3	0	19	2	3	0	1 30	
21	Session, Chris.....	g	3-4	0-0	2-2	1	0	1	0	8	2	0	0	0 15	
23	Huber, Chris.....	g	3-4	3-4	0-0	0	1	1	1	9	2	1	0	0 17	
24	Peterson, Durrall...	g	0-2	0-2	0-0	1	2	3	1	0	4	1	0	0 22	
30	Spicer, Chaz.....	g	4-7	0-0	2-3	0	1	1	2	10	1	0	0	1 20	
44	Bendall, Nate.....	g	2-2	0-0	0-0	0	0	0	1	4	0	0	1	0 10	
TEAM.....						1	3	4							
Totals.....			32-60	10-21	9-11	11	22	33	13	83	20	9	4	5 200	
TOTAL FG% 1st Half: 12-28 42.9%		2nd Half: 20-32 62.5%		Game: 53.3%		DEADB									
3-Pt. FG% 1st Half: 3-11 27.3%		2nd Half: 7-10 70.0%		Game: 47.6%		REBS									
F Throw % 1st Half: 3-4 75.0%		2nd Half: 6-7 85.7%		Game: 81.8%		2									

Officials: Jim Stupin, Mike Scypfers, Shawn Lehig

Technical fouls: Idaho-None. Utah State-None.

Attendance: 8442

Score by Periods		1st	2nd	Total
Idaho.....		24	34	- 58
Utah State.....		30	53	- 83

ID-363589

Game 16

Jan. 18, 2006 • Dee Glen Smith Spectrum • Logan, Utah

VISITORS: Louisiana Tech 11-7, 4-1

#	Player Name	TOT-FG		3-PT		REBOUNDS		PF	TP	A	TO	BLK	S	MIN	
		FG-FGA	FG-FGA	FT-FTA	OF	DE	TOT								
00	Wilds, Michael.....	f	1-6	1-5	0-0	0	2	2	0	3	0	0	0	19	
32	Dean, Corey.....	f	1-5	0-1	0-0	1	1	2	1	2	0	0	0	22	
24	Millsap, Paul.....	c	10-18	0-1	0-1	9	8	17	4	20	1	3	2	0 36	
11	Haskins, Daevon....	g	0-4	0-0	3-4	4	0	4	5	3	4	3	0	2 15	
15	Elliott, Marcus....	g	2-6	2-5	2-2	0	2	2	2	8	2	3	0	2 22	
01	McKenzie, Chad.....	g	3-7	0-1	0-0	1	1	2	1	6	2	2	0	0 29	
02	Washington, Drew....	g	1-1	1-1	0-0	0	1	1	2	3	0	0	0	0 14	
03	McDowell, Trey.....	g	3-6	2-4	0-0	0	3	3	0	8	0	1	1	0 19	
21	Richardson, Jerome..	g	1-2	0-0	0-3	1	2	3	2	2	3	3	0	0 20	
22	Disy, Harry.....	g	0-1	0-0	0-0	0	0	0	1	0	0	1	0	0 4	
TEAM.....						1	2	3							
Totals.....			22-56	6-18	5-10	17	22	39	18	55	12	18	3	6 200	
TOTAL FG% 1st Half: 11-33 33.3%		2nd Half: 11-23 47.8%		Game: 39.3%		DEADB									
3-Pt. FG% 1st Half: 2-9 22.2%		2nd Half: 4-9 44.4%		Game: 33.3%		REBS									
F Throw % 1st Half: 3-6 50.0%		2nd Half: 2-4 50.0%		Game: 50.0%		2									

HOME TEAM: Utah State 12-4, 4-2

#	Player Name		TOT-FG		3-PT		REBOUNDS					PF	TP	A	TO	BLK	S	MIN
			FG-FGA	FG-FGA	FT-FTA	OF	DE	TOT										
04	Harris, Nate.....	f	5-6	0-0	3-5	1	5	6	0	13	2	0	1	1	37			
21	Session, Chris.....	f	1-1	0-0	0-0	2	1	3	2	2	0	2	0	0	12			
03	Mathews, Cass.....	c	6-7	0-0	0-0	2	2	4	4	12	0	2	4	0	28			
02	Pak, David.....	g	1-7	0-4	4-4	0	4	4	0	6	5	1	0	1	33			
20	Carroll, Jaycee....	g	5-17	2-9	2-4	1	3	4	0	14	2	3	0	4	32			
23	Huber, Chris.....		2-5	2-4	0-1	0	0	0	0	6	0	0	0	1	16			
24	Peterson, Durrall...		1-6	1-4	4-4	3	2	5	2	7	2	0	0	2	17			
25	Hammer, Nick.....		0-1	0-1	2-2	1	1	2	1	2	1	1	0	1	10			
30	Spicer, Chaz.....		0-2	0-0	2-2	0	0	0	1	2	1	1	0	2	15			
TEAM.....									3	3								
Totals.....			21-52	5-22	17-22	10	21	31	10	64	13	10	5	12	200			
TOTAL FG% 1st Half: 12-26 46.2%			2nd Half: 9-26 34.6%			Game: 40.4%			DEADB									
3-Pt. FG% 1st Half: 2-10 20.0%			2nd Half: 3-12 25.0%			Game: 22.7%			REBS									
F Throw % 1st Half: 7-8 87.5%			2nd Half: 10-14 71.4%			Game: 77.3%			3									

Officials: Stanley Reynolds, Rick Hartzell, Michael Irving

Technical fouls: Louisiana Tech-Haskins, Daevon. Utah State-None.

Attendance: 8755

Score by Periods		1st	2nd	Total
Louisiana Tech.....		27	28	- 55
Utah State.....		33	31	- 64

356217

Game 17

Jan. 23, 2006 • Lawlor Events Center • Reno, Nev.

VISITORS: Utah State 13-4 (WAC 5-2)

#	Player Name		TOT-FG	3-PT	REBOUNDS																
			FG-FGA	FG-FGA	FT-FTA	OF	DE	TOT	PF	TP	A	TO	BLK	S	MIN						
04	Harris, Nate.....	f	8-14	0-0	5-5	4	8	12	1	21	4	6	3	1	36						
21	Session, Chris.....	f	0-3	0-1	0-0	1	0	1	0	0	0	1	0	0	8						
03	Mathews, Cass.....	c	2-8	0-0	1-2	4	9	13	4	5	0	1	2	0	34						
02	Pak, David.....	g	2-8	2-6	1-2	0	0	0	2	7	4	3	0	1	31						
20	Carroll, Jaycee....	g	2-10	1-5	2-2	0	1	1	2	7	3	1	0	0	29						
23	Huber, Chris.....	g	1-2	1-1	0-0	0	1	1	1	3	2	0	0	0	19						
24	Peterson, Durrall...	g	2-3	2-3	4-4	0	3	3	1	10	2	0	0	0	24						
25	Hammer, Nick.....	g	0-1	0-1	0-0	0	4	4	0	0	0	1	0	0	8						
30	Spicer, Chaz.....	g	2-4	0-0	2-2	0	3	3	1	6	0	2	0	0	11						
TEAM.....						2	2	4													
Totals.....			19-53	6-17	15-17	11	31	42	12	59	15	15	5	2	200						
TOTAL FG% 1st Half: 10-31 32.3%																2nd Half: 9-22 40.9%		Game: 35.8%		DEAD	
3-pt. FG% 1st Half: 4-10 40.0%																2nd Half: 2-7 28.6%		Game: 35.3%		REBS	
F Throw % 1st Half: 5-6 83.3%																2nd Half: 10-11 90.9%		Game: 88.2%		2,1	



'05-06 Boxscores



Game 19

Jan. 30, 2006 • Dee Glen Smith Spectrum • Logan, Utah

VISITORS: Hawai'i 10-8, 4-4

#	Player Name	TOT-FG		3-PT		REBOUNDS		PF	TP	A	TO	BLK	S	MIN
		FG-FGA	FT-FTA	FG-FGA	FT-FTA	OF	DE							
04	Gipson, Matthew.....	f	1-2	0-1	0-0	1	4	5	5	2	1	1	3	12
41	Sensley, Julian.....	f	5-13	2-6	2-2	1	4	5	3	14	1	4	0	2
45	Gueye, Ahmet.....	f	2-5	0-0	1-2	4	4	8	3	5	2	3	2	1
21	Lojeski, Matt.....	g	4-12	1-6	0-0	1	2	3	2	9	2	1	2	0
25	Tatum, Deonte.....	g	4-12	0-3	2-4	3	2	5	1	10	5	2	0	1
10	Wildner, John.....	g	0-2	0-1	0-0	0	0	0	2	0	1	0	0	6
11	Waters, Dominic.....	g	1-2	1-2	0-0	0	1	1	1	3	1	0	0	3
24	Thompson, Hiram.....	f	1-1	0-0	1-1	0	0	0	0	3	0	0	0	6
50	Botez, Chris.....	g	3-6	0-0	0-0	2	3	5	3	6	1	2	2	0
TEAM.....						1	2	3						
Totals.....		21-55	4-19	6-9	13-22	35	20	52	14	14	9	5	20	

TOTAL FG% 1st Half: 8-26 30.8% 2nd Half: 13-29 44.8% Game: 38.2% DEADB
3-Pt. FG% 1st Half: 1-8 12.5% 2nd Half: 3-11 27.3% Game: 21.1% REBS
F Throw % 1st Half: 2-5 40.0% 2nd Half: 4-4 100% Game: 66.7% 2

HOME TEAM: Utah State 15-4, 6-2

#	Player Name	TOT-FG		3-PT		REBOUNDS		PF	TP	A	TO	BLK	S	MIN
		FG-FGA	FT-FTA	FG-FGA	FT-FTA	OF	DE							
04	Harris, Nate.....	f	8-15	0-0	3-4	4	7	11	1	19	2	3	0	1
21	Session, Chris.....	f	0-0	0-0	0-0	0	0	0	2	0	0	2	0	15
03	Matheus, Cass.....	c	3-5	0-0	0-0	3	3	6	4	6	0	2	2	1
02	Pak, David.....	g	1-5	1-4	1-3	1	4	5	0	4	6	3	0	1
20	Carroll, Jaycee.....	g	4-9	3-5	2-3	0	5	5	3	13	3	0	1	35
23	Huber, Chris.....	g	3-3	3-3	2-2	0	0	0	2	11	2	1	0	14
24	Peterson, Durrall.....	g	2-7	2-6	0-1	0	2	2	0	6	2	0	0	25
30	Spicer, Chaz.....	g	1-6	0-1	2-2	0	1	1	2	4	1	0	0	13
TEAM.....						1	1							
Totals.....		22-50	9-19	10-15	9-22	31	14	63	16	11	2	7	20	

TOTAL FG% 1st Half: 13-28 46.4% 2nd Half: 9-22 40.9% Game: 44.0% DEADB
3-Pt. FG% 1st Half: 6-11 54.5% 2nd Half: 3-8 37.5% Game: 47.4% REBS
F Throw % 1st Half: 4-6 66.7% 2nd Half: 6-9 66.7% Game: 66.7% 2

Officials: David Hall, Scott Thornley, Mark Whitehead
Technical fouls: Hawai'i-TEAM. Utah State-None.
Attendance: 9540
Score by Periods
Hawai'i..... 1st 2nd Total
Utah State..... 36 27 - 63
ID-363593

Game 21

Feb. 4, 2006 • Thomas Assembly Center • Ruston, La.

VISITORS: Utah State 16-5; 7-3 WAC

#	Player Name	TOT-FG		3-PT		REBOUNDS		PF	TP	A	TO	BLK	S	MIN
		FG-FGA	FT-FTA	FG-FGA	FT-FTA	OF	DE							
04	Harris, Nate.....	f	2-6	0-0	4-5	0	3	3	2	8	7	1	1	0
24	Peterson, Durrall.....	f	2-3	2-3	2-2	0	2	2	1	8	0	3	0	1
03	Matheus, Cass.....	c	4-7	0-0	0-0	1	3	4	4	8	0	2	1	0
02	Pak, David.....	g	4-8	1-4	0-0	0	3	3	0	9	2	1	0	1
20	Carroll, Jaycee.....	g	6-9	5-7	2-3	0	1	1	0	19	2	2	0	31
21	Session, Chris.....	g	0-1	0-0	1-2	0	1	1	2	1	0	2	0	10
23	Huber, Chris.....	g	1-2	1-2	0-0	0	0	0	1	3	2	1	0	23
25	Hammer, Nick.....	g	0-0	0-0	0-0	0	0	0	0	0	0	0	0	1
30	Spicer, Chaz.....	g	3-3	0-0	1-1	0	3	3	2	7	0	0	0	17
TEAM.....						1	3	4						
Totals.....		22-39	9-16	10-13	2	19	21	12	63	13	12	2	2	200

TOTAL FG% 1st Half: 14-18 77.8% 2nd Half: 8-21 38.1% Game: 56.4% DEADB
3-Pt. FG% 1st Half: 6-8 75.0% 2nd Half: 3-8 37.5% Game: 56.3% REBS
F Throw % 1st Half: 4-6 66.7% 2nd Half: 6-7 85.7% Game: 76.9% 0

HOME TEAM: Louisiana Tech 14-9; 7-3 WAC

#	Player Name	TOT-FG		3-PT		REBOUNDS		PF	TP	A	TO	BLK	S	MIN
		FG-FGA	FT-FTA	FG-FGA	FT-FTA	OF	DE							
1	McKenzie, Chad.....	f	4-6	0-2	0-2	0	2	2	3	8	0	3	0	1
23	Dean, Corey.....	f	2-14	0-2	3-4	4	5	9	2	7	5	0	0	27
24	Millsap, Paul.....	c	12-17	0-0	1-2	8	4	12	3	25	0	2	1	40
11	Haskins, Daevon.....	g	3-4	0-0	0-0	0	1	1	3	6	4	0	0	3
15	Elliott, Michael.....	g	0-6	0-4	0-0	0	0	0	0	0	1	0	0	14
0	Wilds, Michael.....	g	1-3	1-2	0-0	0	0	0	0	3	0	1	0	1
2	Washington, Drew.....	g	0-2	0-2	0-0	1	1	2	0	0	1	0	0	8
21	Richardson, Jerome.....	g	5-7	0-0	1-1	3	1	4	3	11	3	0	1	0
3	McDowell, Trey.....	g	1-3	0-2	0-0	0	2	2	0	2	1	2	0	0
TEAM.....						2	2	4						
Totals.....		28-62	1-14	5-9	18	18	36	14	62	15	8	2	6	200

TOTAL FG% 1st Half: 11-30 36.7% 2nd Half: 17-32 53.1% Game: 45.2% DEADB
3-Pt. FG% 1st Half: 1-10 10.0% 2nd Half: 0-4 0.0% Game: 7.1% REBS
F Throw % 1st Half: 2-4 50.0% 2nd Half: 3-5 60.0% Game: 55.6% 1

Officials: Bill Gracey, Greg Burks, Doran Gotschall
Technical fouls: Utah State-None. Louisiana Tech-None.
Attendance: 3320
Score by Periods
Utah State..... 1st 2nd Total
Louisiana Tech..... 25 37 - 62

Game 20

Feb. 2, 2006 • Pan American Center • Las Cruces, N.M.

VISITORS: Utah State 15-5, 6-3 WAC

#	Player Name	TOT-FG		3-PT		REBOUNDS		PF	TP	A	TO	BLK	S	MIN
		FG-FGA	FT-FTA	FG-FGA	FT-FTA	OF	DE							
04	Harris, Nate.....	f	7-8	1-1	3-4	1	2	3	1	18	9	2	1	1
24	Peterson, Durrall.....	f	4-8	4-8	0-0	1	3	4	5	12	2	1	0	0
03	Matheus, Cass.....	c	2-4	0-0	3-4	0	3	3	1	7	1	1	2	32
02	Pak, David.....	g	3-5	3-5	0-0	1	2	3	4	9	5	4	0	1
20	Carroll, Jaycee.....	g	11-19	10-16	0-0	0	3	3	2	32	2	0	0	35
21	Session, Chris.....	g	0-0	0-0	0-0	0	1	1	0	0	2	0	0	7
23	Huber, Chris.....	g	2-3	2-3	0-0	0	1	1	2	6	2	2	0	17
25	Hammer, Nick.....	g	0-1	0-1	0-0	0	0	0	1	0	0	0	0	4
30	Spicer, Chaz.....	g	1-1	0-0	0-0	0	0	0	1	2	2	4	0	11
TEAM.....						2	2							
Totals.....		30-49	20-34	6-8	3	17	20	17	86	23	18	2	4	200

TOTAL FG% 1st Half: 18-25 72.0% 2nd Half: 12-24 50.0% Game: 61.2% DEADB
3-Pt. FG% 1st Half: 10-13 76.9% 2nd Half: 10-21 47.6% Game: 58.8% REBS
F Throw % 1st Half: 1-2 50.0% 2nd Half: 5-6 83.3% Game: 75.0% 0

HOME TEAM: New Mexico State 9-10, 5-3 WAC

#	Player Name	TOT-FG		3-PT		REBOUNDS		PF	TP	A	TO	BLK	S	MIN
		FG-FGA	FT-FTA	FG-FGA	FT-FTA	OF	DE							
05	Fisher, David.....	f	12-15	0-0	1-1	1	6	7	3	25	3	2	0	2
41	Nelson, Tyrone.....	c	3-5	0-0	0-0	1	3	4	2	6	4	3	0	1
02	Mitchell, Mike.....	g	7-10	2-5	5-5	2	2	4	2	21	3	1	0	3
12	Ingram, Elijah.....	g	7-14	3-7	11-12	0	4	4	0	28	4	2	0	3
14	Knauber, Ted.....	g	3-7	2-4	2-2	1	1	2	1	10	0	1	0	1
01	Davis, Shaun.....	g	1-1	1-1	0-2	0	0	0	3	3	2	0	0	27
03	Caston, Shon.....	g	0-1	0-0	0-0	0	0	0	0	0	0	0	0	2
34	Ford, Kevin.....	g	0-0	0-0	0-0	0	1	1	1	0	0	0	0	10
TEAM.....						1	1	2						
Totals.....		33-53	8-17	19-22	6	18	24	12	93	16	9	0	11	200

TOTAL FG% 1st Half: 18-29 62.1% 2nd Half: 15-24 62.5% Game: 62.3% DEADB
3-Pt. FG% 1st Half: 6-10 60.0% 2nd Half: 2-7 28.6% Game: 47.1% REBS
F Throw % 1st Half: 3-4 75.0% 2nd Half: 16-18 88.9% Game: 86.4% 1

Officials: Mike Scyphers, Rick Batsell, Shaw Lehigh
Technical fouls: Utah State-None. New Mexico State-None.
Attendance: 7139
Score by Periods
Utah State..... 1st 2nd Total
New Mexico State..... 45 48 - 93

Game 22

Feb. 11, 2006 • Dee Glen Smith Spectrum • Logan, Utah

VISITORS: New Mexico State 10-12, 6-5

#	Player Name	TOT-FG		3-PT		REBOUNDS		PF	TP	A	TO	BLK	S	MIN
		FG-FGA	FT-FTA	FG-FGA	FT-FTA	OF	DE							
05	Fisher, David.....	f	5-12	0-0	3-4	6	6	12	3	13	1	3	1	0
14	Knauber, Ted.....	f	1-3	1-2	0-0	1	1	2	0	3	1	0	0	27
41	Nelson, Tyrone.....	c	6-15	0-0	4-6	5	4	9	2	16	4	4	2	1
02	Mitchell, Mike.....	g	8-12	5-7	2-2	0	3	3	1	23	3	1	0	1
12	Ingram, Elijah.....	g	8-14	6-10	2-2	1	0	1	0	24	1	4	0	2
01	Davis, Shaun.....		2-5	0-0	0-0	1	0	1	2	4	2	2	0	18
04	Lawrence, Trevor.....		0-0	0-0	0-0	0	0	0	0	1	0	0	0	3
20	Hall, Chris.....		0-1	0-0	0-0	0	0	0	0	0	0	0	0	0
34	Ford, Kevin.....		0-1	0-0	0-0	1	1	3	4	1	0	0	1	0
TEAM.....						2	1	3						
Totals.....			30-63	12-21	11-14	17	18	35	10	83	12	14	4	6

Game 23

Feb. 15, 2006 • Cowan Spectrum • Moscow, Idaho

VISITORS: Utah State 17-6, 8-4

#	Player Name	TOT-FG		3-PT		REBOUNDS		PF	TP	A	TO	BLK	S	MIN
		FG-FGA	FG-FGA	FT-FTA	OF DE TOT	PF	TP							
04	Harris, Nate.....	f	4-5	0-0	3-4	1	6	7	1	11	2	1	0	22
24	Peterson, Durrall....	f	4-8	3-7	1-2	4	3	7	0	12	6	0	0	29
03	Matheus, Cass.....	c	6-8	0-0	0-0	4	5	9	3	12	0	2	2	21
02	Pak, David.....	g	5-6	5-6	0-0	0	0	0	1	15	6	2	0	24
20	Carroll, Jaycee.....	g	3-4	3-4	0-0	0	1	1	1	9	2	1	0	19
21	Session, Chris.....		4-6	0-0	1-1	2	4	6	1	9	0	0	0	17
23	Huber, Chris.....		0-4	0-4	0-0	0	1	1	2	0	3	2	0	22
25	Hammer, Nick.....		0-5	0-3	0-0	1	2	2	0	0	2	0	2	18
30	Spicer, Chaz.....		2-5	0-0	3-4	0	0	0	1	7	1	0	0	15
44	Bendall, Nate.....		2-2	0-0	1-1	0	2	2	2	5	0	3	0	13
TEAM.....						2	2							
Totals.....			30-53	11-24	9-12	12	25	37	14	80	20	14	3	5 200

TOTAL FG% 1st Half: 16-25 64.0% 2nd Half: 14-28 50.0% Game: 56.6% DEADB
 3-Pt. FG% 1st Half: 7-13 53.8% 2nd Half: 4-11 36.4% Game: 45.8% REBS
 F Throw % 1st Half: 5-6 83.3% 2nd Half: 4-6 66.7% Game: 75.0% 2

HOME TEAM: Idaho 4-18, 1-10

#	Player Name	TOT-FG		3-PT		REBOUNDS		PF	TP	A	TO	BLK	S	MIN
		FG-FGA	FG-FGA	FT-FTA	OF DE TOT	PF	TP							
45	Dubois, David.....	f	1-3	1-1	1-2	2	0	2	0	4	0	0	0	14
50	Nwoke, Desmond.....	f	0-2	0-0	0-0	1	1	2	0	0	0	1	0	17
54	Kale, Mike.....	c	1-6	0-0	0-2	3	2	5	4	2	0	1	0	20
05	Watson, Keoni.....	g	5-10	3-5	0-0	0	0	0	3	13	1	2	0	29
11	Shepard, Tanoris....	g	5-12	2-7	0-0	0	2	2	0	12	2	5	0	130
01	Forge, Matt.....		0-2	0-2	0-0	0	0	0	1	0	1	1	0	0
03	Jakovljevic, Nebojsa		2-3	1-2	2-2	0	1	1	0	7	0	1	0	12
12	Ledbetter, Brett.....		0-1	0-1	0-0	0	0	0	0	0	0	1	0	10
21	Smith, Aaron.....		0-4	0-3	0-0	1	0	1	2	0	0	0	0	9
22	Bowden-Key, Jason....		0-1	0-1	0-0	0	2	2	1	0	1	0	0	5
32	Vrsina, Igor.....		1-7	0-1	2-2	3	2	5	3	4	1	2	0	127
TEAM.....						2	2	4						
Totals.....			15-51	7-23	5-8	12	12	24	14	42	6	15	1	5 200

TOTAL FG% 1st Half: 7-21 33.3% 2nd Half: 8-30 26.7% Game: 29.4% DEADB
 3-Pt. FG% 1st Half: 3-8 37.5% 2nd Half: 4-15 26.7% Game: 30.4% REBS
 F Throw % 1st Half: 0-2 0.0% 2nd Half: 5-6 83.3% Game: 62.5% 2

Officials: Ruben Ramos, Duane Allen, Kelly Self
 Technical fouls: Utah State-None. Idaho-Bowden-Key, Jason.
 Attendance: 1152
 Score by Periods 1st 2nd Total
 Utah State..... 44 36 - 80
 Idaho..... 17 25 - 42

Game 24

Feb. 18, 2006 • Dee Glen Smith Spectrum • Logan, Utah

VISITORS: Northwestern State 18-7

#	Player Name	TOT-FG		3-PT		REBOUNDS		PF	TP	A	TO	BLK	S	MIN
		FG-FGA	FG-FGA	FT-FTA	OF DE TOT	PF	TP							
23	Wallace, Jermaine....	f	4-11	3-8	1-1	1	3	4	0	12	1	0	0	128
30	Lee, Clifton.....	f	7-10	3-4	3-6	2	2	4	1	20	1	2	0	129
02	Allen, Byron.....	c	3-3	0-0	0-0	0	3	3	4	6	0	1	1	20
03	Mitchell, Tyronn....	g	2-5	1-3	4-4	0	1	1	3	9	5	1	0	230
12	Rogers, Luke.....	g	2-7	1-5	2-2	2	2	4	2	7	1	3	0	24
01	Spencer, Jermaine....		1-2	0-0	0-0	0	1	1	3	2	0	1	0	10
21	James, Keenan.....		0-1	0-0	0-0	0	2	2	2	0	1	2	0	15
22	Forges, Kerwin.....		0-1	0-0	1-2	0	0	0	0	1	0	1	0	13
33	Bargeman, Colby.....		0-4	0-1	0-0	1	0	1	1	0	2	1	0	13
40	Dyer, Alfonso.....		2-5	1-1	1-2	1	4	5	3	6	1	0	0	15
42	Ross, Marcellas.....		0-1	0-0	0-0	0	2	1	0	0	0	0	0	3
TEAM.....						1	1	2						
Totals.....			21-50	9-22	12-17	8	20	28	19	63	12	13	1	7 200

TOTAL FG% 1st Half: 12-26 46.2% 2nd Half: 9-24 37.5% Game: 42.0% DEADB
 3-Pt. FG% 1st Half: 6-12 50.0% 2nd Half: 3-10 30.0% Game: 40.9% REBS
 F Throw % 1st Half: 4-4 100% 2nd Half: 8-13 61.5% Game: 70.6% 2

HOME TEAM: Utah State 18-6

#	Player Name	TOT-FG		3-PT		REBOUNDS		PF	TP	A	TO	BLK	S	MIN
		FG-FGA	FG-FGA	FT-FTA	OF DE TOT	PF	TP							
04	Harris, Nate.....	f	10-15	0-1	7-10	5	7	12	4	27	2	3	1	431
24	Peterson, Durrall....	f	0-2	0-0	0-0	0	3	3	1	0	3	2	0	129
03	Matheus, Cass.....	c	3-4	0-0	0-0	2	2	4	5	6	0	2	0	22
02	Pak, David.....	g	2-6	2-2	0-0	0	1	1	2	6	5	4	0	27
20	Carroll, Jaycee.....	g	5-13	3-9	6-6	0	3	3	0	19	2	0	0	38
23	Huber, Chris.....		0-0	0-0	0-0	0	1	1	3	0	2	0	0	15
25	Hammer, Nick.....		0-2	0-0	1-2	0	0	0	1	1	1	0	0	11
30	Spicer, Chaz.....		3-7	0-0	1-2	1	2	3	1	7	0	2	0	27
TEAM.....						2	5	7						
Totals.....			23-49	5-14	15-20	10	24	34	17	66	15	15	1	6 200

TOTAL FG% 1st Half: 8-23 34.8% 2nd Half: 15-26 57.7% Game: 46.9% DEADB
 3-Pt. FG% 1st Half: 1-8 12.5% 2nd Half: 4-6 66.7% Game: 35.7% REBS
 F Throw % 1st Half: 4-6 66.7% 2nd Half: 11-14 78.6% Game: 75.0% 1

Officials: Jimmie Flores, James Durham, Sean Casey
 Technical fouls: Northwestern State-None. Utah State-None.
 Attendance: 7740
 Score by Periods 1st 2nd Total
 Northwestern State..... 34 29 - 63
 Utah State..... 21 45 - 66

Game 25

Feb. 23, 2006 • Taco Bell Arena • Boise, Idaho

VISITORS: Utah State 19-6, 9-4 WAC

#	Player Name	TOT-FG		3-PT		REBOUNDS		PF	TP	A	TO	BLK	S	MIN
		FG-FGA	FG-FGA	FT-FTA	OF DE TOT	PF	TP							
04	Harris, Nate.....	f	7-10	0-0	2-3	2	6	8	2	16	2	5	2	137
24	Peterson, Durrall....	f	0-1	0-0	1-4	0	3	3	3	1	1	1	0	18
03	Matheus, Cass.....	c	5-9	0-0	0-0	1	2	3	4	10	0	4	0	23
02	Pak, David.....	g	2-6	1-3	1-2	0	3	3	1	6	5	3	0	28
20	Carroll, Jaycee.....	g	6-11	6-9	0-0	0	4	4	2	18	2	2	1	35
21	Session, Chris.....		0-1	0-1	0-0	1	4	5	0	0	1	0	0	18
23	Huber, Chris.....		0-3	0-3	0-0	0	2	2	1	0	3	0	0	17
25	Hammer, Nick.....		0-0	0-0	0-0	0	0	0	0	0	0	0	0	4
30	Spicer, Chaz.....		5-7	0-0	3-4	3	1	4	2	13	0	2	0	20
TEAM.....						2	1	3						
Totals.....			25-48	7-16	7-13	9	26	35	15	64	14	18	3	2 200


TOTAL FG% 1st Half: 17-27 63.0% 2nd Half: 8-21 38.1% Game: 52.1% DEADB
 3-Pt. FG% 1st Half: 6-11 54.5% 2nd Half: 1-5 20.0% Game: 43.8% REBS
 F Throw % 1st Half: 1-1 100% 2nd Half: 6-12 50.0% Game: 53.8% 2,2

HOME TEAM: Boise State 13-13, 5-9 WAC

#	Player Name	TOT-FG		3-PT		REBOUNDS		PF	TP	A	TO	BLK	S	MIN
		FG-FGA	FG-FGA	FT-FTA	OF DE TOT	PF	TP							
05	Karl, Coby.....	f	7-15	4-7	1-2	2	1	3	2	19	1	3	0	37
12	Lloyd, Kareem.....	f	4-8	0-1	0-0	2	9	11	3	8	0	1	2	29
25	Banks, Tez.....	c	4-8	0-0	0-0	2	1	3	2	8	2	0	0	19
15	Bauscher, Matt.....	g	2-7	2-4	1-2	0	0	0	0	7	1	0	0	25
20	Tiedeman, Tyler.....	g	0-1	0-0	2-2	1	0	1	1	2	0	0	0	6
01	Thompson, McNeal....		0-1	0-0	0-0	0	0	0	0	0	0	0	0	4
02	Wilson, Kenny.....		0-1	0-1	0-0	1	2	3	1	0	1	3	0	15
03	Lane, Eric.....		3-15	1-7	1-2	1	1	2	1	8	2	0	0	33
04	Robinson, Seth.....		0-1	0-0	0-0	0	1	1	0	0	0	2	0	14
50	Cunningham, Kurt....		5-6	0-0	0-1	1	2	3	2	10	5	0	0	128
TEAM.....						2	2							
Totals.....			25-63	7-20	5-9	12	17	29	12	62	12	9	2	6 200

TOTAL FG% 1st Half: 10-32 31.3% 2nd Half: 15-31 48.4% Game: 39.7% DEADB
 3-Pt. FG% 1st Half: 3-8 37.5% 2nd Half: 4-12 33.3% Game: 35.0% REBS
 F Throw % 1st Half: 3-6 50.0% 2nd Half: 2-3 66.7% Game: 55.6% 2,1

Officials: Scott Thornley, Verne Harris, Mark Reischling
 Technical fouls: Utah State-Matheus, Cass. Boise State-Lloyd, Kareem.
 Attendance: 3932
 Score by Periods 1st 2nd Total
 Utah State..... 41 23 - 64
 Boise State..... 26 36 - 62



David Pak scored a game-high 15 points to lead Utah State to an 80-42 WAC road win at Idaho. USU had a 37-0 run against the Vandals in the game to set a NCAA record.

Game 26

Feb. 25, 2006 • Dee Glen Smith Spectrum • Logan, Utah

VISITORS: Nevada 22-5, 11-3

##	Player Name	TOT-FG		3-PT		REBOUNDS				PF	TP	A	TO	BLK	S	MIN
		FG-FGA	FG-FGA	FT-FTA	FT-FTA	OF	DE	TOT	PF							
05	Kemp, Marcus.....	f	9-12	5-6	3-4	1	3	4	2	26	2	0	0	0	0	25
22	Fasekas, Nick.....	f	10-18	1-4	2-2	4	12	16	2	23	2	1	3	0	0	37
34	Johnson, Demarshay..	c	1-1	0-0	0-0	1	3	4	1	2	1	0	4	0	0	15
03	Shiloh, Kyle.....	g	4-9	2-4	1-2	0	0	0	1	11	1	1	0	0	0	33
11	Sessions, Ramon.....	g	3-8	0-0	0-1	1	2	3	0	6	5	2	0	2	38	
01	Burleson, Lyndale....		0-0	0-0	0-0	0	0	0	0	0	1	0	0	0	0	7
02	Charlo, Mo.....		1-3	0-2	0-0	0	1	1	1	2	0	3	0	0	0	18
25	Ellis, David.....		0-0	0-0	0-0	0	0	0	1	0	0	0	0	0	0	1
33	Bell, Chad.....		1-2	0-0	3-6	0	1	1	1	5	0	0	0	0	0	26
TEAM.....						6	6									
Totals.....			29-53	8-16	9-15	7	28	35	9	75	12	7	7	2	200	

TOTAL FG% 1st Half: 16-34 47.1% 2nd Half: 13-19 68.4% Game: 54.7% DEADB
3-Pt. FG% 1st Half: 4-10 40.0% 2nd Half: 4-6 66.7% Game: 50.0% REBS
F Throw % 1st Half: 1-2 50.0% 2nd Half: 8-13 61.5% Game: 60.0% 2

HOME TEAM: Utah State 19-7, 9-5

##	Player Name	TOT-FG		3-PT		REBOUNDS				PF	TP	A	TO	BLK	S	MIN
		FG-FGA	FG-FGA	FT-FTA	FT-FTA	OF	DE	TOT	PF							
04	Harris, Nate.....	f	3-12	0-1	3-4	3	7	10	4	9	2	1	0	0	0	36
24	Peterson, Durrall....	f	3-9	2-6	1-2	4	2	6	3	9	2	1	0	1	0	31
03	Matheus, Cass.....	c	4-10	0-0	2-2	3	4	7	4	10	0	0	1	0	0	30
02	Pak, David.....	g	0-4	0-1	0-0	0	1	1	0	0	2	1	0	0	0	18
20	Carroll, Jaycee.....	g	7-19	3-10	0-0	0	5	5	1	17	5	1	1	1	0	40
21	Session, Chris.....		0-1	0-1	0-0	0	1	1	1	0	0	0	0	0	0	4
23	Huber, Chris.....		1-3	1-3	0-0	0	0	0	1	3	1	3	0	0	0	22
25	Hammer, Nick.....		0-0	0-0	0-0	1	0	1	0	0	1	0	0	0	0	5
30	Spicer, Chaz.....		4-10	0-0	1-1	4	1	5	0	9	0	0	0	0	0	14
TEAM.....						3	3									
Totals.....			22-68	6-22	7-9	18	21	39	14	57	13	7	2	2	200	

TOTAL FG% 1st Half: 10-36 27.8% 2nd Half: 12-32 37.5% Game: 32.4% DEADB
3-Pt. FG% 1st Half: 1-7 14.3% 2nd Half: 5-15 33.3% Game: 27.3% REBS
F Throw % 1st Half: 3-5 60.0% 2nd Half: 4-4 100% Game: 77.8% 2

Officials: Randy McCall, Greg Burks, Rick Batsell

Technical fouls: Nevada-None. Utah State-None.

Attendance: 10270

Score by Periods		1st	2nd	Total
Nevada.....		37	38	75
Utah State.....		24	33	57

ID-363599

Game 27

Mar. 2, 2006 • Dee Glen Smith Spectrum • Logan, Utah

VISITORS: Fresno State 15-12, 8-7

##	Player Name	TOT-FG		3-PT		REBOUNDS				PF	TP	A	TO	BLK	S	MIN
		FG-FGA	FG-FGA	FT-FTA	FT-FTA	OF	DE	TOT	PF							
14	Hosley, Quinton.....	f	6-12	2-3	4-4	2	5	7	2	18	0	2	0	0	0	35
34	Coleman, Ja'Vance....	f	4-13	4-11	2-2	0	2	2	2	14	1	3	0	1	1	36
21	Hernandez, Hector....	c	6-8	2-4	0-0	3	4	7	2	14	2	0	3	0	0	34
01	Bell, Kevin.....	g	3-9	1-4	2-2	1	1	2	2	9	9	1	0	1	0	37
05	O'Neil, Dwight.....	g	6-11	2-4	2-4	0	1	1	5	16	2	3	0	2	0	32
04	Morris, Donovan.....		2-4	0-1	2-2	0	1	1	0	6	0	0	0	1	0	12
10	Riding, Ajay.....		0-0	0-0	0-0	0	0	0	1	0	0	0	0	0	0	3
32	Tchana, James.....		0-0	0-0	0-0	0	0	0	1	0	0	0	0	0	0	3
55	Cesar, Renato.....		0-1	0-0	0-0	1	0	1	1	0	0	0	0	0	0	8
TEAM.....																
Totals.....			27-58	11-27	12-14	7	14	21	16	77	14	7	5	5	200	

TOTAL FG% 1st Half: 13-28 46.4% 2nd Half: 14-30 46.7% Game: 46.6% DEADB
3-Pt. FG% 1st Half: 5-10 50.0% 2nd Half: 6-17 35.3% Game: 40.7% REBS
F Throw % 1st Half: 6-7 85.7% 2nd Half: 6-7 85.7% Game: 85.7% 1

HOME TEAM: Utah State 20-7, 10-5

##	Player Name	TOT-FG		3-PT		REBOUNDS				PF	TP	A	TO	BLK	S	MIN
		FG-FGA	FG-FGA	FT-FTA	FT-FTA	OF	DE	TOT	PF							
04	Harris, Nate.....	f	8-11	0-0	2-2	2	8	10	2	18	4	4	1	0	0	34
24	Peterson, Durrall....	f	4-10	3-7	0-0	1	3	4	1	11	4	1	0	0	0	30
03	Matheus, Cass.....	c	4-4	0-0	4-5	2	8	10	4	12	2	2	0	1	0	33
02	Pak, David.....	g	4-7	2-4	5-6	0	1	1	4	15	7	2	0	0	0	27
20	Carroll, Jaycee.....	g	7-12	2-4	2-3	1	1	2	3	18	4	1	0	0	0	34
21	Session, Chris.....		1-2	0-0	0-0	1	3	4	1	2	0	0	0	0	0	17
23	Huber, Chris.....		1-2	1-2	0-0	0	0	0	0	3	1	1	0	0	0	11
25	Hammer, Nick.....		0-0	0-0	0-0	0	0	0	0	0	0	0	0	0	0	1
30	Spicer, Chaz.....		3-5	0-0	2-2	0	0	0	1	8	0	0	0	0	0	13
TEAM.....						1	2									
Totals.....			32-53	8-17	15-18	8	25	33	16	87	22	11	1	1	200	

TOTAL FG% 1st Half: 18-31 58.1% 2nd Half: 14-22 63.6% Game: 60.4% DEADB
3-Pt. FG% 1st Half: 7-13 53.8% 2nd Half: 1-4 25.0% Game: 47.1% REBS
F Throw % 1st Half: 3-4 75.0% 2nd Half: 12-14 85.7% Game: 83.3% 2

Officials: David Hall, Bob Staffen, Kelly Self

Technical fouls: Fresno State-None. Utah State-None.

Attendance: 7740

Score by Periods		1st	2nd	Total
Fresno State.....		37	40	77
Utah State.....		46	41	87

Game 28

Mar. 4, 2006 • Dee Glen Smith Spectrum • Logan, Utah

VISITORS: San Jose State 6-24, 2-14

##	Player Name	TOT-FG		3-PT		REBOUNDS				PF	TP	A	TO	BLK	S	MIN
		FG-FGA	FG-FGA	FT-FTA	FT-FTA	OF	DE	TOT	PF							
15	Elam, Alex.....	f	7-15	5-7	0-0	0	3	3	3	19	0	2	0	0	1	38
40	Brown, Demetrius....	f	3-9	0-1	0-0	1	4	5	4	6	2	0	0	0	0	20
52	Misko, Matt.....	c	4-5	0-0	0-1	0	2	2	5	8	0	2	0	0	0	19
20	Cozad, Jared.....	g	0-8	0-4	2-5	3	6	9	1	2	5	2	0	0	0	32
23	Spencer, Carlton....	g	6-12	4-8	1-2	1	1	2	2	17	5	3	0	0	0	33
04	Richardson, Julian..		0-2	0-1	0-0	0	0	0	0	0	0	0	0	0	0	5
11	Gardner, Tyree.....		0-0	0-0	0-0	0	0	0	0	0	1	0	0	0	0	10
21	Thomas, Devonte.....		0-0	0-0	0-0	0	1	1	0	0	0	0	0	0	0	4
33	Fleming, Kevin.....		0-1	0-0	0-0	0	2	2	2	0	0	1	0	0	0	7
44	Holloway, Lance.....		1-2	0-0	0-0	3	5	8	1	2	1	0	2	0	0	18
50	Barbary, Menelik....		2-5	0-0	0-0	0	2	2	5	4	0	0	1	0	0	14
TEAM.....						3	3									
Totals.....			23-59	9-21	3-8	11	26	37	23	58	14	10	3	1	200	

TOTAL FG% 1st Half: 12-28 42.9% 2nd Half: 11-31 35.5% Game: 39.0% DEADB
3-Pt. FG% 1st Half: 4-9 44.4% 2nd Half: 5-12 41.7% Game: 42.9% REBS
F Throw % 1st Half: 1-4 25.0% 2nd Half: 2-4 50.0% Game: 37.5% 2,1

HOME TEAM: Utah State 21-7, 11-5

##	Player Name	TOT-FG		3-PT		REBOUNDS				PF	TP	A	TO	BLK	S	MIN
		FG-FGA	FG-FGA	FT-FTA	OF	DE	TOT									
04	Harris, Nate.....	f	5-8	0-0	9-10	2	4	6	3	19	1	2	0	0	0	29
24	Peterson, Durrall....	f	2-8	2-7	0-0	1	8	9	3	6	2	1	0	0	0	30
03	Matheus, Cass.....	c	0-2	0-0	5-6	1	4	5	4	5	1	3	0	0	0	25
02	Pak, David.....	g	1-7	0-3	3-3	0	1	1	1	5	1	2	0	0	0	24
23	Huber, Chris.....	g	2-6	2-5	0-0	0	1	1	0	6	3	1	0	2	22	
20	Carroll, Jaycee.....		2-9	0-3	0-1	0	5	5	1	4	2	1	1	0	1	34
21	Session, Chris.....		0-0	0-0	0-0	1	1	2	1	0	0	0	1	0	0	10
30	Spicer, Chaz.....		6-9	0-0	2-2	1	3	4	0	14	1	0	1	0	0	20
44	Bendall, Nate.....		0-0	0-0	2-2	0	0	0	1	2	0	0	0	0	0	6
TEAM.....							1	1								
Totals.....			18-49	4-18	21-24	6	28	34	14	61	11	9	5	4	2	60

Game 30

Mar. 10, 2006 • Lawlor Events Center • Reno, Nev.

VISITORS: Louisiana Tech 20-12

		TOT-FG		3-PT		REBOUNDS									
##	Player Name	FG-FGA	FG-FGA	FT-FTA	OF	DE	TOT	PF	TP	A	TO	BLK	S	MIN	
01	McKenzie, Chad.....	f	3-11	0-5	3-4	1	5	6	2	9	4	3	0	36	
21	Richardson, Jerome....	f	4-9	0-1	2-4	5	1	6	2	10	2	3	0	29	
24	Millsap, Paul.....	c	8-10	0-1	2-2	6	1	7	3	18	1	3	5	37	
11	Haskins, Daevon.....	g	3-6	0-0	2-2	1	1	2	4	8	4	0	0	23	
23	Dean, Corey.....	g	0-4	0-1	1-2	0	2	2	2	1	0	1	0	19	
02	Washington, Drew....		0-2	0-1	0-0	0	1	1	2	0	0	0	1	13	
03	McDowell, Trey.....		5-7	4-6	0-0	0	0	0	1	14	3	3	1	20	
15	Elliot, Marcus.....		1-6	1-5	1-2	0	1	1	3	4	0	1	0	10	
22	Diary, Harry.....		0-0	0-0	0-0	0	1	1	3	0	0	0	0	6	
TEAM.....						2	2	4							
Totals.....		24-55	5-20	11-16	15	15	30	22	64	14	14	7	11	200	

TOTAL FG% 1st Half: 9-23 39.1% 2nd Half: 15-32 46.9% Game: 43.6% DEADB
 3-Pt. FG% 1st Half: 1-8 12.5% 2nd Half: 4-12 33.3% Game: 25.0% REBS
 F Throw % 1st Half: 6-8 75.0% 2nd Half: 5-8 62.5% Game: 68.8% 2

HOME TEAM: Utah State 23-7

#	Player Name	TOT-FG		3-PT		REBOUNDS				PF	TP	A	TO	BLK	S	MIN
		FG	FGA	FG	FGA	FT	FTA	OF	DE							
04	Harris, Nate.....	f	3-4	1-1	6-6	1	6	7	3	13	0	2	1	1	35	
24	Peterson, Durrall....	f	0-2	0-1	0-0	0	0	0	2	0	2	1	0	0	25	
03	Mathews, Cass.....	c	3-6	0-0	2-4	1	1	2	5	8	0	1	0	0	24	
02	Pak, David.....	g	5-12	2-5	2-2	0	2	2	0	14	1	4	0	3	32	
20	Carroll, Jaycee.....	g	6-17	1-5	5-6	3	3	6	2	18	2	1	0	1	38	
21	Session, Chris.....		2-2	0-0	2-2	2	4	6	1	6	1	3	0	1	23	
25	Hammer, Nick.....		0-1	0-1	0-0	0	0	0	0	0	0	1	0	0	2	
30	Spicer, Chaz.....		3-3	0-0	3-4	2	0	2	0	9	1	3	0	0	21	
TEAM.....						3	3	6								
Totals.....			22-47	4-13	20-24	12	19	31	13	68	7	16	1	6	200	

TOTAL FG% 1st Half: 11-22 50.0% 2nd Half: 11-25 44.0% Game: 46.8% DEADB
 3-Pt. FG% 1st Half: 3-7 42.9% 2nd Half: 1-6 16.7% Game: 30.8% REBS
 F Throw % 1st Half: 4-4 100% 2nd Half: 16-20 80.0% Game: 83.3% 2

Officials: Winston Stith, Bob Staffen, Terry Christman
 Technical fouls: Louisiana Tech-None. Utah State-None.
 Attendance: 8216
 Score by Periods 1st 2nd Total
 Louisiana Tech..... 25 39 - 64
 Utah State..... 29 39 - 68
 2006 WAC Tournament Game 6 - Men's Bracket
 ID-431576

Game 31

Mar. 11, 2006 • Lawlor Events Center • Reno, Nev.

VISITORS: Utah State 23-8

		TOT-FG		3-PT		REBOUNDS										
#	Player Name		FG-FGA	FG-FGA	FT-FTA	OF	DE	TOT	PF	TP	A	TO	BLK	S	MIN	
04	Harris, Nate.....	f	8-14	1-1	5-7	1	8	9	3	22	1	3	3	0	40	
24	Peterson, Durrall....	f	3-11	2-7	1-2	2	5	7	3	9	3	0	0	0	40	
03	Mathews, Cass.....	c	6-12	0-0	1-5	2	2	4	4	13	0	0	0	1	37	
02	Pak, David.....	g	3-10	1-6	0-0	0	0	0	0	7	2	1	0	3	39	
20	Carroll, Jaycee.....	g	2-10	0-4	0-0	2	4	6	4	4	1	0	0	0	38	
21	Session, Chris.....		1-1	0-0	0-0	2	0	2	3	2	0	1	0	0	12	
25	Hammer, Nick.....		0-2	0-1	0-0	0	0	0	0	0	0	0	0	0	6	
30	Spicer, Chaz.....		3-3	0-0	0-0	1	2	3	3	6	1	1	0	0	13	
			TEAM.....			3	2	5								
Totals.....			26-63	4-19	7-14	13	23	36	20	63	11	8	3	4	225	

TOTAL FG% 1st Half: 13-29 44.8% 2nd Half: 10-26 38.5% OT: 3-8 37.5% Game: 41.3% DEADB
 3-Pt. FG% 1st Half: 2-9 22.2% 2nd Half: 0-4 0.0% OT: 2-6 33.3% Game: 21.1% REBS
 F Throw % 1st Half: 3-3 100% 2nd Half: 4-8 50.0% OT: 0-3 0.0% Game: 50.0% 3

HOME TEAM: Nevada 27-5

		TOT-FG		3-PT		REBOUNDS									
##	Player Name		FG-FGA	FG-FGA	FT-FTA	OF	DE	TOT	PF	TP	A	TO	BLK	S	MIN
05	Kemp, Marcelus.....	f	5-11	1-5	2-2	0	0	0	2	13	1	2	1	0	35
22	Fazekas, Nick.....	f	6-13	1-3	10-10	3	11	14	4	23	1	0	0	0	32
34	Johnson, Demarshay..	c	2-2	0-0	1-3	2	3	5	4	5	0	3	0	1	20
03	Shiloh, Kyle.....	g	1-5	1-4	3-6	0	2	2	0	6	3	1	0	1	36
11	Sessions, Ramon.....	g	2-7	0-0	0-0	1	4	5	0	4	9	2	0	0	35
01	Burleson, Lyndale....		1-3	1-2	0-0	0	0	0	1	3	0	0	1	1	11
02	Charlo, Mo.....		5-9	2-3	2-2	3	1	4	1	14	0	0	1	0	20
33	Bell, Chad.....		0-1	0-0	2-2	0	4	4	4	2	0	2	1	0	36
			TEAM.....			1	3	4							
Totals.....			22-51	6-17	20-25	10	28	38	16	70	14	11	4	3	225

TOTAL FG% 1st Half: 12-23 52.2% 2nd Half: 8-24 33.3% OT: 2-4 50.0% Game: 43.1% DEADB
 3-Pt. FG% 1st Half: 4-9 44.4% 2nd Half: 1-7 14.3% OT: 1-1 100% Game: 35.3% REBS
 F Throw % 1st Half: 5-6 83.3% 2nd Half: 5-7 71.4% OT: 10-12 83.3% Game: 80.0% 1

Officials: Bob Staffen, Winston Stith, Rick Batsell
 Technical fouls: Utah State-None. Nevada-None.

Attendance: 9436
 Score by Periods 1st 2nd OT Total
 Utah State..... 31 24 8 - 63
 Nevada..... 33 22 15 - 70
 2006 WAC Tournament Game 7 - Men's Championship-Tournament Att. Total=42,369
 ID-429123

Game 32

Mar. 12, 2006 • Cox Arena • San Diego, Calif.

VISITORS: Utah State 23-9

#		Player Name	TOT-FG	3-PT	REBOUNDS											
			FG-FGA	FG-FGA	FT-FTA	OF	DE	TOT	PF	TP	A	TO	BLK	S	MIN	
04		Harris, Nate.....	f	8-13	0-0	3-3	3	11	14	1	19	2	4	0	37	
24		Peterson, Durrall....	f	1-8	1-6	0-0	1	1	2	4	3	3	1	0	30	
03		Mathews, Cass.....	c	2-3	0-0	0-0	2	1	3	4	0	1	1	1	24	
02		Pak, David.....	g	1-4	0-2	0-0	0	1	1	2	2	5	4	0	24	
20		Carroll, Jaycee.....	g	8-16	2-5	3-5	1	6	7	2	21	3	4	0	37	
21		Session, Chris.....		0-0	0-0	0-0	0	2	2	2	0	0	5	0	11	
23		Huber, Chris.....		0-0	0-0	0-0	0	0	0	1	0	1	2	0	19	
30		Spicer, Chaz.....		5-7	0-0	2-2	1	2	3	1	12	0	0	1	18	
		TEAM.....					1	2	3							
		Totals.....		25-51	3-13	8-10	9	26	35	14	61	14	22	2	3	200

TOTAL FG% 1st Half: 7-21 33.3% 2nd Half: 18-30 60.0% Game: 49.0% DEADB
 3-Pt. FG% 1st Half: 0-6 0.0% 2nd Half: 3-7 42.9% Game: 23.1% REBS
 F Throw % 1st Half: 6-7 85.7% 2nd Half: 2-3 66.7% Game: 80.0% 2,1


HOME TEAM: Washington 25-6

		TOT-FG		3-PT		REBOUNDS										
##	Player Name	FG	FGA	FG	FGA	FT	FTA	OF	DE	TOT	PF	TP	A	TO	BLK	S MIN
15	Jones, Bobby.....	f	3-6	3-5	2-2	2	2	4	2	11	4	1	0	1	0	34
40	Brockman, Jon.....	f	0-1	0-0	0-0	2	2	4	2	0	0	2	0	0	0	22
42	Jensen, Mike.....	f	3-5	1-3	0-0	1	2	3	1	7	1	0	0	0	0	26
03	Roy, Brandon.....	g	11-19	4-7	2-2	0	3	3	3	28	5	1	1	3	32	
05	Dentmon, Justin.....	g	3-6	3-4	2-2	0	2	2	1	11	4	0	0	0	2	32
00	Smith, Joel.....		0-1	0-1	0-0	0	0	0	0	0	0	0	0	0	0	2
11	Burmeister, Brandon..		0-0	0-0	0-0	0	0	0	0	0	0	0	0	0	0	1
20	Appleby, Ryan.....		1-7	1-7	0-1	0	0	0	2	3	2	0	0	0	0	22
21	Wallace, Artem.....		0-0	0-0	0-0	0	1	1	0	0	0	0	0	0	0	1
22	Gasser, Hans.....		0-0	0-0	0-0	0	0	0	0	0	0	0	0	0	0	1
24	Williams, Jamaal....		7-14	0-0	1-1	0	2	2	2	15	0	3	0	5	27	
TEAM.....								3	3							
Totals.....			28-59	12-27	7-8	5	17	22	14	75	16	7	1	11	200	

TOTAL FG% 1st Half: 12-30 40.0% 2nd Half: 16-29 55.2% Game: 47.5% DEADB
 3-Pt. FG% 1st Half: 3-11 27.3% 2nd Half: 9-16 56.3% Game: 44.4% REBS
 F Throw % 1st Half: 2-2 100% 2nd Half: 5-6 83.3% Game: 87.5% 0


Officials: Steve Welmer, Bruce Benedict, Brian O'Connell
 Technical fouls: Utah State-None. Washington-None.

Attendance: 9891
 Score by Periods 1st 2nd Total
 Utah State..... 20 41 - 61
 Washington..... 29 46 - 75



Cass Matheus scored 13 points against Nevada in the WAC Championship game. Matheus finished the year by averaging 9.1 points and 6.0 rebounds per game.

Seven Straight 23-Win Seasons



RECORDS
RECORDS

Games Played

Season: 34 2000-01
34 1999-00

Games Won

Season: 28 2000-01
28 1999-00

Games Lost

Season: 23 1981-82

Winning Percentage

Season: 0.862 2003-04 25-4

Total Points

Game: 140 1/2/85 vs. UNLV
Opponent: 142 1/2/85 by UNLV
Season: 2619 1969-70

Points per Game

Season: 90.3 1969-70

Total Rebounds

Game: 82 12/5/64 vs. Loyola (Calif.)
Opponent: 77 1/6/68 by Brigham Young
Season: 1618 1959-60

Rebounds per Game

Season: 55.8 1959-60

Assists

Game: 34 2/25/78 at Portland State
Opponent: 37 2/10/76 vs. Mesa State
Season: 552 2/1/90 by UNLV
2005-06

Assists per Game

Season: 17.4 1976-77

Turnovers

Game: 33 1/17/74 vs. Utah
Season: 545 1995-96

Blocks

Game: 12 1/13/01 vs. Pacific
Opponent: 10 11/18/94 by Simon Fraser
12/27/80 by Brigham Young
Season: 139 1989-90

Blocks per Game

Season: 4.6 1991-92

Steals

Game: 19 2/6/84 vs. Pacific
Opponent: 21 1/21/89 by CS Fullerton
Season: 237 1999-00

Steals per Game

Season: 8 1991-92

Field Goals Made

Game: 53 12/29/79 at New Mexico
2/25/78 at Portland State
Season: 1008 1969-70

Field Goals Attempted

Game: 104 1/13/68 vs. Seattle
Season: 2160 1963-64

Field Goal Percentage

Game: .778 11/27/04 28-36 vs. UC Davis
Season: .529 1982-83 872-1649

Three-Point Field Goals Made

Game: 20 2/2/06 at New Mexico State
Season: 232 2005-06

Three-Point Field Goals Attempted

Game: 34 2/2/06 at New Mexico State
Season: 579 2005-06

Three-Point Field Goal Percentage

Game: .875 2/10/90 7-8 at San Jose State
Season: .429 1997-98 139-324

Free Throws Made

Game: 44 1/22/87 vs. CS Fullerton
Season: 662 1986-87

Free Throws Attempted

Game: 59 1/24/80 vs. San Jose State
Season: 928 1986-87

Free Throw Percentage

Game: 100.0 2/23/02 17-17 vs. Idaho
2/21/75 12-12 at New Orleans
Season: .762 1979-80 605-794



The 2000-01 team tied the school record with 28 wins and notched the first NCAA Tournament win for Utah State in 31 years with a 77-68 overtime victory against Ohio State



Individual Records



Games Played

Season:	34	by 10 players	2000-01
	34	by seven players	1999-00
Career:	127	Tony Brown	1999-02

Games Started

Season:	34	by four players	2000-01
	34	by four players	1999-00
Career:	115	Greg Grant	1983-86

Total Points

Game:	52	Wayne Estes	12/30/64	vs. Boston College
Opponent:	47	John Caughran	2/15/77	at California
Season:	821	Wayne Estes	1963-64	
Career:	2127	Greg Grant	1983-86	

Points per Game

Season:	33.7	Wayne Estes	1964-65
Career:	26.7	Wayne Estes	1963-65

10-Point Games

Career:	105	Greg Grant	1983-86
Consec.:	64	Wayne Estes	1963-65

Total Rebounds

Game:	28	Wayne Estes	12/15/62	vs. Regis
Opponent:	29	Keith Swagerty	12/7/64	vs. Pacific
Season:	403	Cornell Green	1959-60	
Career:	1003	Greg Grant	1983-86	

Rebounds per Game

Season:	13.9	Marvin Roberts	1969-70
Career:	12.8	Marvin Roberts	1969-71

10-Rebound Games

Career:	55	Marvin Roberts	1969-71
Consec.:	17	Marvin Roberts	1970-71

Double-Doubles

Season:	21	Marvin Roberts	1969-70
Career:	54	Marvin Roberts	1968-71
Consec.:	17	Marvin Roberts	1970-71

Personal Fouls

Season:	116	Reid Newey	1987-88
Career:	401	Kendall Youngblood	1989-92

Disqualifications

Season:	14	Nate Wickizer	1992-93
Career:	30	Nate Wickizer	1992-95

Assists

Game:	16	Oscar Williams	12/14/76	vs. Utah
Opponent:	15	Danny Tarkanian	2/19/83	at UNLV
Season:	185	Jay Goodman	1992-93	
		Oscar Williams	1976-77	
Career:	562	Oscar Williams	1975-78	

Assists per Game

Season:	7.7	Oscar Williams	1976-77
Career:	6	Oscar Williams	1975-78

Turnovers

Game:	11	Kendall Youngblood	3/9/89	vs. CS Fullerton
		Shaler Halimon	12/19/67	vs. San Jose State
Season:	144	Silas Mills	1995-96	
Career:	393	Kendall Youngblood	1989-92	

Blocks

Game:	7	Shawn Daniels	1/13/01	vs. Pacific
	7	Gilbert Pete	1/5/87	vs. Long Beach St.
Opponent:	7	Joe Vogel	12/3/93	at Colorado State
Season:	59	Shawn Daniels	2000-01	
Career:	155	Gilbert Pete	1986-89	

Blocks per Game

Season:	1.9	Gilbert Pete	1986-87
Career:	1.7	Shawn Daniels	2000-01

Steals

Game:	9	Jay Goodman	2/20/93	vs. San Jose State
Opponent:	10	Jeff Trepagnier	11/24/99	vs. Southern Cal
Season:	102	Jay Goodman	1992-93	
Career:	226	Greg Grant	1983-86	

Steals per Game

Season:	3.8	Jay Goodman	1992-93
Career:	2.6	Jay Goodman	1991-93

Minutes Played

Game:	55	Vince Washington	1/2/85	vs. UNLV
Season:	1182	Marcus Saxon	1997-98	
Career:	3923	Greg Grant	1983-86	

Minutes Played per Game

Season:	37.4	Brian Jackson	1980-81
Career:	36.0	Vince Washington	1984-85

Field Goals Made

Game:	21	Wayne Estes	12/30/64	vs. Boston College
Season:	309	Wayne Estes	1963-64	
Career:	852	Greg Grant	1983-86	

Field Goals Attempted

Game:	40	Wayne Estes	12/26/64	at Hawai'i
Season:	645	Wayne Estes	1963-64	
Career:	1604	Greg Grant	1983-86	

Field Goal Percentage

Game:	1.000	Mike Santos	12-12	1/23/78 vs. Idaho St.
Season:	.677	Nate Harris	134-198	2003-04
Career:	.641	Nate Harris	588-918	2003-2006

Three-Point Field Goals Made

Game:	10	Jaycee Carroll	2/2/06	at New Mexico State
Season:	98	Reid Newey	1988-89	
Career:	283	Tony Brown	1999-02	

Three-Point Field Goals Attempted

Game:	16	Jaycee Carroll	2/2/06	at New Mexico State
	16	Corwin Woodard	2/13/95	vs. New Mexico State
Season:	224	Reid Newey	1988-89	
Career:	686	Tony Brown	1999-02	

Three-Point Field Goal Percentage

Game:	1.000	Jay Goodman	6-6	12/8/92 at Utah
Season:	.496	Justin Jones	60-121	1997-98
Career:	.462	Jaycee Carroll	172-372	2004-present

Free Throws Made

Game:	17	Tim Tollestrup	1/17/70	vs. Utah
		Bart Johnson	12/11/54	at Idaho
Season:	227	Cornell Green	1961-62	
Career:	469	Wayne Estes	1963-65	

Free Throws Attempted

Game:	22	Marvin Roberts	12/10/70	vs. Gonzaga
Season:	324	Cornell Green	1961-62	
Career:	646	Marvin Roberts	1969-71	

Free Throw Percentage

Game:	1.000	Jim Boatwright	14-14	12/29/72 vs. LSU
Season:	.921	Tony Brown	58-63	1998-99
Career:	.870	Tony Brown	275-316	1999-02

Points (1,000-plus)

Name	Years	Points
1. Greg Grant	1983-86	2127
2. Wayne Estes	1963-65	2001
3. Brian Jackson	1978-81	1903
4. Cornell Green	1960-62	1890
5. Marvin Roberts	1969-71	1844
6. Kendall Youngblood	1989-92	1774
7. Tony Brown	1999-02	1564
8. Eric Franson	1991, 94-96	1545
9. Reid Newey	1984, 87-89	1535
10. Nate Harris	2003-06	1475
11. Dean Hunger	1977-80	1472
12. Kevin Nixon	1985-88	1453
13. Jeff O. Anderson	1985-88	1406
14. Dan Conway	1986-89	1395
15. Mike Santos	1975-78	1287
16. Shaler Halimon	1967-68	1284
17. Spencer Nelson	1999, 03-05	1283
18. Bob Lauriski	1971-73	1266
19. Rich Haws	1973-75	1255
20. Jim Boatwright	1972-74	1238
21. Max Perry	1959-61	1236
22. Jay Goodman	1991-93	1214
23. Jimmy Moore	1973-75	1164
24. Bert Cook	1950-52	1133
25. Troy Collier	1963-64	1109
26. Nate Williams	1970-71	1080
27. Desmond Penigar	2002-03	1051
28. Vince Washington	1984-85	1051
29. Pat Dunn	1953-56	1018
30. Bill Hull	1951-54	1007
31. Bob Ipsen	1958-59	1001

Points per Game (Min. 50 Games)

Name	Years	Avg.
1. Wayne Estes	1963-65	26.7
2. Shaler Halimon	1967-68	25.2
3. Marvin Roberts	1969-71	23.6
4. Cornell Green	1959-62	22.5
5. Bob Ipsen	1958-59	20.0
6. Troy Collier	1963-64	19.8
7. Nate Williams	1970-71	19.6
8. Greg Grant	1983-86	18.5
9. Vince Washington	1984-85	18.1
10. Ed Gregg	1975-76	18.0
11. LeRoy Walker	1964-65	17.7
12. Brian Jackson	1978-81	16.8
13. Jimmy Smith	1967-68	16.8
14. Desmond Penigar	2002-03	16.4
15. Bob Lauriski	1971-73	16.0
16. Jim Boatwright	1972-74	15.9
17. Kendall Youngblood	1989-92	15.6
18. Jaycee Carroll	2005-pres.	15.5
19. Marcus Saxon	1997-98	15.4
20. Harold Theus	1957-59	15.4

Rebounds

Name	Years	Reb.
1. Cornell Green	1960-62	1067
2. Greg Grant	1983-86	1003
3. Marvin Roberts	1968-71	997
4. Wayne Estes	1962-65	893
5. Eric Franson	1991, 94-96	885
6. Brian Jackson	1978-81	840
7. Spencer Nelson	1999, 03-05	800
8. Mike Santos	1974-78	748
9. Nate Harris	2003-06	722
10. Bob Lauriski	1970-73	720
11. Leo Cunningham	1979-82	676
12. Kendall Youngblood	1989-92	674
13. Troy Collier	1963-64	654
14. Jimmy Moore	1973-75	652
15. Dean Hunger	1977-80	649
16. Preston Bailess	1976-79	646
17. Dan Conway	1986-89	583
18. Harold Theus	1957-59	555
19. Ed Gregg	1975-76	543
20. Jim Boatwright	1972-74	537

Rebounds per Game (Min. 50 Gms)

Name	Years	Avg.
1. Marvin Roberts	1969-71	12.8
2. Cornell Green	1960-62	12.7
3. Wayne Estes	1963-65	11.9
4. Troy Collier	1963-64	11.7
5. Harold Theus	1957-59	11.1
6. Ed Gregg	1975-76	10.4
7. Shaler Halimon	1967-68	10.2
8. Bob Ipsen	1958-59	9.2
9. Bob Lauriski	1971-73	9.1
10. Greg Grant	1983-86	8.7
11. Nate Williams	1970-71	8.3
12. Jimmy Moore	1973-75	8.3
13. Donnie Johnson	1998-99	7.9
14. Mike Santos	1975-78	7.9
15. Eric Franson	1991, 94-96	7.6
16. Silas Mills	1995-96	7.6
17. Brian Jackson	1978-81	7.4
18. Shawn Daniels	2000-01	7.3
19. LeRoy Walker	1964-65	7.3
20. Alan Parrish	1965-67	7.2

Total Assists (200-plus)

Name	Years	Assists
1. Oscar Williams	1975-78	562
2. Kevin Nixon	1985-88	428
3. Tony Brown	1999-02	396
4. Kendall Youngblood	1989-92	389
5. Jay Goodman	1991-93	364
6. Greg Grant	1983-86	308
7. Lance Washington	1980-83	308
8. Spencer Nelson	1999, 03-05	302
9. Reid Newey	1984, 87-89	298
10. Jeff Tebbs	1970-72	294
11. Mark Brown	2003-04	290
12. Bernard Rock	2000-01	288
13. Jeff O. Anderson	1985-88	282
14. Marcus Saxon	1997-98	269
15. Blair Reed	1974-76	266
16. Rich McElrath	1979-80	260
17. Allen Gordon	1990-91	251
18. David Pak	2005-06	245
19. Marvin Roberts	1969-71	228
20. Nate Harris	2003-05	220
21. Rawlee Perkins	1976-79	209

Assists per Game (Min. 50 Games)

Name	Years	Avg.
1. Oscar Williams	1975-78	6.0
2. Mark Brown	2003-04	4.7
3. Rich McElrath	1979-80	4.6
4. Jay Goodman	1991-93	4.6
5. Allen Gordon	1990-91	4.5

Total Blocks (50-plus)

Name	Years	Blk.
1. Gilbert Pete	1986-89	155
2. Nate Wickizer	1992-95	148
3. Shawn Daniels	2000-01	117
4. Nate Harris	2003-2006	90
5. Greg Grant	1983-86	63
6. Cass Matheus	2005-06	63
7. Spencer Nelson	1999, 03-05	62
8. Kendall Youngblood	1989-92	56
9. Jeremy Vague	2001-02	55
10. Donnie Johnson	1998-99	53
11. Eric Franson	1991, 94-96	52

Blocks per Game (Min. 50 Games)

Name	Years	Avg.
1. Shawn Daniels	2000-01	1.8
2. Nate Wickizer	1992-95	1.6
3. Gilbert Pete	1986-89	1.3
4. Cass Matheus	2005-06	0.9
5. Jeremy Vague	2001-02	0.8
6. Rod Hay	1992-93	0.8
7. Randy Funk	1990-91	0.8

Steals

Name	Years	Steals
1. Greg Grant	1983-86	226
2. Jay Goodman	1991-93	205
3. Kevin Nixon	1985-88	190
4. Kendall Youngblood	1989-92	164
5. Tony Brown	1999-02	146
6. Reid Newey	1984, 87-89	128
7. Lance Washington	1980-83	118
8. Jeff O. Anderson	1985-88	105
9. Silas Mills	1995-96	98
10. Kevin Rice	1997-98	97

Steals per Game (Min. 50 Games)

Name	Years	Avg.
1. Jay Goodman	1991-93	2.6
2. Greg Grant	1983-86	2.0
3. Kevin Nixon	1985-88	1.7
4. Kevin Rice	1997-98	1.6
5. Silas Mills	1995-96	1.6

Field Goals Made

Name	Years	FG
1. Greg Grant	1983-86	852
2. Wayne Estes	1963-65	766
3. Brian Jackson	1978-81	753
4. Marvin Roberts	1969-71	693
5. Kendall Youngblood	1989-92	629
6. Nate Harris	2003-06	588
7. Eric Franson	1991, 94-96	584
8. Dean Hunger	1977-80	573
9. Bob Lauriski	1971-73	518
10. Kevin Nixon	1985-88	515

Field Goals Attempted

Name	Years	Att.
1. Greg Grant	1983-86	1604
2. Wayne Estes	1963-65	1591
3. Marvin Roberts	1969-71	1487
4. Brian Jackson	1978-81	1432
5. Kendall Youngblood	1989-92	1348
6. Tony Brown	1999-02	1127
7. Shaler Halimon	1967-68	1124
8. Reid Newey	1984, 87-89	1118
9. Eric Franson	1991, 94-96	1095
10. Bob Lauriski	1971-73	1061

FG Percentage (Min. 150 Made)

Name	Years	Pct.
1. Nate Harris	2003-2006	.641
2. Greg Houskeeper	1988-89	.622
3. Spencer Nelson	1999, 03-05	.617
4. Cass Matheus	2005-06	.580
5. Shawn Daniels	2000-01	.579
6. Dean Hunger	1977-80	.577
7. Nate Wickizer	1992-95	.570
8. Randy Funk	1990-91	.566
9. Donnie Johnson	1998-99	.565
10. Jeremy vague	2001-02	.554



Greg Grant is USU's all-time leader in points (2,127) and steals (226).

Three-Point Field Goals Made

Name	Years	FG
1. Tony Brown	1999-02	283
2. Reid Newey	1984, 87-89	237
3. Jay Goodman	1991-93	209
4. Justin Jones	1996-98	183
5. Jaycee Carroll	2005-pres.	172
6. Troy Rolle	1999-00	112
7. Jeff O. Anderson	1985-88	95
8. Curtis Bobb	2000-01	94
9. David Pak	2005-06	83
10. Corwin Woodard	1994-95	81

Three-Point FGs Attempted

Name	Years	At.
1. Tony Brown	1999-02	686
2. Jay Goodman	1991-93	580
3. Reid Newey	1984, 87-89	572
4. Justin Jones	1996-98	408
5. Jaycee Carroll	2005-pres.	372
6. Troy Rolle	1999-00	304
7. Curtis Bobb	2000-01	255
8. Jeff O. Anderson	1985-88	229
9. Corwin Woodard	1994-95	217
10. Chris Huber	2004-06	214

Three-Point Pct. (Min. 25 Made)

Name	Years	Pct.
1. Jaycee Carroll	2005-pres.	.462
2. Justin Jones	1996-98	.449
3. Kendall Youngblood	1989-92	.448
4. Jeff O. Anderson	1985-88	.415
5. Reid Newey	1984, 87-89	.414
6. Tony Brown	1999-02	.413
7. Vince Washington	1984-85	.411
8. Kevin Nixon	1985-88	.405
9. Gary Patterson	1990-93	.403
10. Mark Brown	2003-04	.399

Free Throws Made

Name	Years	FT
1. Wayne Estes	1963-65	469
2. Dan Conway	1986-89	458
Marvin Roberts	1969-71	458
4. Kendall Youngblood	1989-92	447
5. Greg Grant	1983-86	420
6. Brian Jackson	1978-81	397
7. Jeff O. Anderson	1985-88	389
8. Spencer Nelson	1999, 03-05	384
9. Cornell Green	1960-62	381
10. Eric Franson	1991, 94-96	377

Free Throws Attempted

Name	Years	Att.
1. Marvin Roberts	1969-71	646
2. Eric Franson	1991, 94-96	626
3. Dan Conway	1986-89	619
4. Greg Grant	1983-86	594
5. Kendall Youngblood	1989-92	593
6. Cornell Green	1960-62	569
7. Wayne Estes	1963-65	548
8. Kevin Nixon	1985-88	547
9. Spencer Nelson	1999, 03-05	533
Jeff O. Anderson	1985-88	533

FT Percentage (Min. 100 Made)

Name	Years	Pct.
1. Tony Brown	1999-02	.870
2. Cardell Butler	2003-04	.864
3. Wayne Estes	1963-65	.856
4. Vince Washington	1984-85	.851
5. Jay Goodman	1991-93	.837
6. Rich McElrath	1979-80	.826
7. Mark Brown	2003-04	.809
8. Jim Boatwright	1972-74	.801
9. Bob Lauriski	1971-73	.796
10. Brian Jackson	1978-81	.794

10-Point Games

Name	Years	Games
1. Greg Grant	1983-86	105
2. Kendall Youngblood	1989-92	93
3. Brian Jackson	1978-81	90
4. Eric Franson	1991, 94-96	80
5. Nate Harris	2003-06	78
6. Kevin Nixon	1985-88	77
7. Dean Hunger	1977-80	76
8. Tony Brown	1999-02	75
9. Marvin Roberts	1983-86	73
Wayne Estes	1963-65	73

Consecutive 10-Point Games

Name	Dates	Games
1. Wayne Estes	1963-65	64
2. Eric Franson	1994-96	56
3. Greg Grant	1984-86	53
4. Shaler Halimon	1967-68	46
5. Jim Boatwright	1972-74	44
6. Brian Jackson	1979-81	32
Marvin Roberts	1970-71	32
8. Rich Haws	1974-75	31
9. Dean Hunger	1978-79	30
Jimmy Moore	1974-75	30
Marvin Roberts	1968-69	30

10-Rebound Games

Name	Years	Avg.
1. Marvin Roberts	1968-71	55
2. Greg Grant	1983-86	48
3. Eric Franson	1991, 94-96	36
4. Mike Santos	1975-78	33
5. Bob Lauriski	1971-73	32
Wayne Estes	1963-65	32
7. Leo Cunningham	1979-82	31
8. Brian Jackson	1978-81	30
9. Spencer Nelson	1999, 03-05	29
10. Jimmy Moore	1973-75	28

Consecutive 10-Rebound Games

Name	Dates	Games
1. Marvin Roberts	1970-71	17
2. Marvin Roberts	1969-70	13
3. Greg Grant	1984-85	11
4. Mike Santos	1976-77	9
Mike Santos	1976-77	9
Ed Gregg	1975-76	9

Double-Doubles

Name	Years	Games
1. Marvin Roberts	1969-71	54
2. Greg Grant	1983-86	45
3. Wayne Estes	1963-65	36
Eric Franson	1991, 94-96	36
5. Bob Lauriski	1971-73	31
6. Mike Santos	1975-78	30
7. Jimmy Moore	1973-75	29
8. Brian Jackson	1978-81	27
9. Ed Gregg	1975-76	26
10. Spencer Nelson	1999, 03-05	22

Consecutive Double-Doubles

Name	Dates	Games
1. Marvin Roberts	1970-71	17
2. Marvin Roberts	1969-70	13
3. Shaler Halimon	1967-68	11
4. Greg Grant	1984-85	10
5. Mike Santos	1976-77	9
Mike Santos	1976-77	9
Ed Gregg	1975-76	9
8. Silas Mills	1994-95	6
Marvin Roberts	1968-69	6
10. Bob Lauriski	1971-72	5
Eric Franson	1995-96	5
Eric Franson	1993-94	5

Games Played (100-Plus)

Name	Years	Games
1. Tony Brown	1999-02	127
2. Nate Harris	2003-06	126
3. Spencer Nelson	1999, 03-05	120
4. Jeff O. Anderson	1985-88	118
5. Eric Franson	1991, 94-96	117
Dan Conway	1986-89	117
Gilbert Pete	1986-89	117
8. Reid Newey	1984, 87-89	116
9. Greg Grant	1983-86	115
10. Kendall Youngblood	1989-92	114
Kevin Nixon	1985-88	114
12. Jon Wickizer	1993-96	113
Brian Jackson	1978-81	113
14. Preston Bailless	1976-79	108
15. Dean Hunger	1977-80	104
16. Chad Evans	2001-04	101
Brennan Ray	1999-02	101
Gary Patterson	1990-93	101
Michael McCullough	1981-84	101
20. Keith Hood	1978-81	100

Games Started


Name	Years	Games
1. Greg Grant	1983-86	115
2. Tony Brown	1999-02	112
3. Kendall Youngblood	1989-92	103
4. Eric Franson	1991, 94-96	99
5. Brian Jackson	1978-81	96
6. Justin Jones	1996-98	94
7. Preston Bailless	1976-79	91
8. Kevin Nixon	1985-88	90
9. Reid Newey	1984, 87-89	89
Gilbert Pete	1986-89	89

Total Minutes Played

Name	Years	Min.
1. Greg Grant	1983-86	3923
2. Tony Brown	1999-02	3841
3. Brian Jackson	1978-81	3768
4. Kendall Youngblood	1989-92	3674
5. Nate Harris	2003-06	3422
6. Eric Franson	1991, 94-96	3349
7. Kevin Nixon	1985-88	3347
8. Justin Jones	1996-98	3284
9. Reid Newey	1984, 87-89	3271
10. Dan Conway	1986-89	3177

Minutes per Game (Min. 50 Games)

Name	Years	Avg.
1. Vince Washington	1984-85	36.0
2. Justin Jones	1996-98	34.6
3. Marcus Saxon	1997-98	34.2
4. Greg Grant	1983-86	34.1
5. Brian Jackson	1978-81	33.3
6. Ed Gregg	1975-76	33.2
7. Chris McMullin	1983-84	33.1
8. Roddie Anderson	1994-95	33.0
9. Ron Ence	1983-84	32.7
10. Jay Goodman	1991-93	32.4



Marvin Roberts recorded a school record 54 double-doubles in his career.

Points (500-plus)

Name	Year	Points
1. Wayne Estes	1963-64	821
2. Cornell Green	1961-62	745
3. Marvin Roberts	1968-69	718
4. Shaler Halimon	1967-68	671
5. Brian Jackson	1980-81	655
6. Wayne Estes	1964-65	641
7. Greg Grant	1985-86	634
8. Troy Collier	1963-64	616
9. Cornell Green	1959-60	615
10. Shaler Halimon	1966-67	613
11. Nate Williams	1969-70	608
12. Vince Washington	1984-85	605
13. Bert Cook	1950-51	589
14. Ed Gregg	1975-76	579
15. Marcus Saxon	1997-98	574
16. Bob Ipsen	1958-59	569
17. Kevin Nixon	1986-87	564
18. Rich Haws	1974-75	563
19. Dean Hunger	1979-80	561
20. Nate Harris	2005-06	553
21. Silas Mills	1995-96	552
22. Jimmy Smith	1967-68	548
23. Greg Grant	1984-85	544
Bert Cook	1951-52	544
25. Reid Newey	1988-89	542
26. Brian Jackson	1979-80	540
27. Wayne Estes	1962-63	539
28. Keith McDonald	1978-79	537
29. Darrell Tucker	1952-53	535
30. Eric Franson	1995-96	534
Eric Franson	1994-95	534
32. Desmond Penigar	2001-02	532
33. Cornell Green	1960-61	530
34. Kendall Youngblood	1990-91	526
35. Greg Grant	1983-84	522
36. Jaycee Carroll	2005-06	521
LeRoy Walker	1964-65	521
38. Jimmy Moore	1974-75	520
39. Desmond Penigar	2002-03	519
40. Spencer Nelson	2004-05	513
41. Mike Santos	1977-78	512
42. Kevin Rice	1997-98	504
43. Dan Conway	1987-88	500

Points per Game (20-plus)

Name	Year	Avg.
1. Wayne Estes	1964-65	33.7
2. Wayne Estes	1963-64	28.3
3. Marvin Roberts	1968-69	27.6
4. Shaler Halimon	1967-68	26.8
5. Cornell Green	1961-62	25.7
6. Shaler Halimon	1966-67	23.6
7. Brian Jackson	1980-81	23.4
8. Greg Grant	1985-86	22.6
9. Marvin Roberts	1969-70	22.4
10. Ed Gregg	1975-76	22.3
11. Jimmy Smith	1967-68	21.9
12. Bob Ipsen	1958-59	21.9
13. Nate Williams	1969-70	21.7
14. Vince Washington	1984-85	21.6
15. Troy Collier	1963-64	21.2
16. Cornell Green	1959-60	21.2
17. Rich Haws	1974-75	20.9
18. LeRoy Walker	1964-65	20.8
19. Marvin Roberts	1970-71	20.8
20. Dean Hunger	1979-80	20.8

Rebounds

Name	Year	Reb.
1. Cornell Green	1959-60	403
2. Marvin Roberts	1969-70	388
3. Wayne Estes	1963-64	377
4. Troy Collier	1963-64	357
5. Jerry Schofield	1959-60	348
6. Tyler Wilbon	1960-61	345
7. Cornell Green	1961-62	342
8. Marvin Roberts	1968-69	325
9. Cornell Green	1960-61	322
10. Harold Theus	1958-59	310
11. Mike Santos	1976-77	306

12. Ed Gregg	1975-76	305
13. Darnel Haney	1961-62	300
14. Troy Collier	1962-63	297
15. Shaler Halimon	1967-68	292
16. Marvin Roberts	1970-71	284
17. Eric Franson	1994-95	283
18. Eric Franson	1995-96	282
19. Bob Lauriski	1971-72	271
20. Shawn Daniels	1999-00	267
Lafayette Love	1971-72	267

Rebounds per Game (10-plus)

Name	Year	Avg.
1. Marvin Roberts	1969-70	13.9
2. Cornell Green	1959-60	13.8
3. Wayne Estes	1964-65	13.7
4. Tyler Wilbon	1960-61	13.3
5. Wayne Estes	1963-64	13.0
6. Jerry Schofield	1958-59	12.8
7. Marvin Roberts	1968-69	12.5
8. Cornell Green	1960-61	12.4
9. Troy Collier	1963-64	12.3
10. Harold Theus	1958-59	11.9
11. Marvin Roberts	1970-71	11.8
12. Cornell Green	1961-62	11.8
13. Ed Gregg	1975-76	11.7
14. Shaler Halimon	1967-68	11.7
15. Mike Santos	1976-77	11.3
16. Troy Collier	1962-63	11.0
17. Lafayette Love	1971-72	10.7
18. Bob Lauriski	1971-72	10.4
19. Darnel Haney	1961-62	10.3
20. Harold Theus	1957-58	10.2

Assists

Name	Year	Ass.
1. Jay Goodman	1992-93	185
Oscar Williams	1976-77	185
3. Kevin Nixon	1987-88	182
4. Rich McElrath	1979-80	172
5. Oscar Williams	1977-78	168
6. Duane Rogers	1995-96	166
7. Spencer Nelson	2004-05	152
8. Mark Brown	2002-03	149
Tony Brown	2001-02	149
10. Bernard Rock	1999-00	148
11. David Pak	2005-06	147
12. Mark Brown	2003-04	141
13. Bernard Rock	2000-01	140
14. Ken Thompson	1972-73	139
15. Lance Washington	1982-83	138
16. Marcus Saxon	1997-98	135
17. Marcus Saxon	1996-97	134
Malloy Nesmith	1991-92	134
19. Allen Gordon	1990-91	130
20. Rashad Elliott	1998-99	124
Oscar Williams	1974-75	124



Wayne Estes scored a school record 821 points during the 1963-64 season.

Assists per Game

Name	Year	Avg.
1. Oscar Williams	1976-77	7.7
2. Jay Goodman	1992-93	6.9
3. Rich McElrath	1979-80	6.4
4. Oscar Williams	1977-78	6.0
5. Kevin Nixon	1987-88	5.9

Assist-to-Turnover Ratio

Name	Year	Ast-TO
1. Tony Brown	2001-02	2.29-to-1
2. Chris Huber	2005-06	2.27-to-1
3. Tony Brown	2000-01	2.18-to-1
4. Rawlee Perkins	1976-77	2.11-to-1
5. Justin Jones	1995-96	2.00-to-1
6. Mark Brown	2002-03	1.99-to-1
7. Spencer Nelson	2004-05	1.92-to-1
8. Tony Brown	1999-00	1.91-to-1
9. Kevin Nixon	1987-88	1.86-to-1
10. David Pak	2005-06	1.83-to-1

Turnovers (100-plus)

Name	Year	TO
1. Silas Mills	1995-96	144
2. Jay Goodman	1992-93	129
3. Duane Rogers	1995-96	118
4. Lance Washington	1982-83	113
5. Marcus Saxon	1997-98	110
6. Kendall Youngblood	1988-89	109
7. Kendall Youngblood	1989-90	108
8. Reid Newey	1986-87	107
Keith McDonald	1978-79	107
10. Bernard Rock	1999-00	104
11. Eric Franson	1995-96	103
12. Malloy Nesmith	1991-92	100

Blocks

Name	Year	Blocks
1. Shawn Daniels	2000-01	59
2. Shawn Daniels	1999-00	58
Gilbert Pete	1986-87	58
4. Nate Wickizer	1992-93	47
5. Nate Wickizer	1991-92	46
Dimitri Jorsen	1999-00	46
7. Nate Wickizer	1993-94	43
8. Cass Matheus	2005-06	41
9. Gilbert Pete	1988-89	39
10. Greg Grant	1984-85	36

Blocks per Game

Name	Year	Avg.
1. Gilbert Pete	1986-87	1.9
2. Nate Wickizer	1993-94	1.8
3. Shawn Daniels	2000-01	1.7
Shawn Daniels	1999-00	1.7
Nate Wickizer	1992-93	1.7
6. Nate Wickizer	1991-92	1.6
7. Dimitri Jorsen	1999-00	1.4
Gilbert Pete	1988-89	1.4

Steals (50-plus)

Name	Year	Steals
1. Jay Goodman	1992-93	102
2. Kevin Nixon	1987-88	78
3. Greg Grant	1985-86	66
4. Greg Grant	1984-85	59
5. Greg Grant	1983-84	57
6. Kevin Rice	1997-98	55
7. Kevin Nixon	1986-87	55
8. Silas Mills	1995-96	53
9. Jay Goodman	1990-91	52
10. Tony Brown	2001-02	51
Bernard Rock	1999-00	51
Jay Goodman	1991-92	51
Allen Gordon	1989-90	51
Lance Washington	1982-83	51

Steals per Game

Name	Year	Avg.
1. Jay Goodman	1992-93	3.8
2. Rich McElrath	1979-80	2.6
3. Kevin Nixon	1987-88	2.5
4. Greg Grant	1985-86	2.4
5. Albert Chappell	1988-89	2.1
Greg Grant	1984-85	2.1
Jay Goodman	1990-91	2.1

Field Goals Made

Name	Year	FG
1. Wayne Estes	1963-64	309
2. Marvin Roberts	1968-69	271
3. Cornell Green	1961-62	259
4. Ed Gregg	1975-76	256
Shaler Halimon	1967-68	256
6. Brian Jackson	1980-81	255
7. Wayne Estes	1964-65	252
8. Greg Grant	1985-86	250
9. Shaler Halimon	1966-67	247
10. Nate Williams	1969-70	246

Field Goals Attempted

Name	Year	Att.
1. Wayne Estes	1963-64	645
2. Shaler Halimon	1967-68	571
3. Marvin Roberts	1968-69	564
4. Shaler Halimon	1966-67	553
5. Cornell Green	1961-62	542
6. Nate Williams	1969-70	518
Wayne Estes	1964-65	518
8. Marvin Roberts	1969-70	515
9. Brian Jackson	1980-81	502
10. Jimmy Smith	1967-68	501

FG Pct. (Min. 5 Att. per Game)

Name	Year	Pct.
1. Nate Harris	2003-04	.677
2. Greg Houskeeper	1988-89	.662
3. Antwan Smith	1996-97	.659
4. Spencer Nelson	2002-03	.653
5. Nate Harris	2004-05	.652
6. Nate Harris	2005-06	.621
7. Dean Hunger	1979-80	.606
8. Spencer Nelson	2004-05	.600
Spencer Nelson	2003-04	.600
10. Mike Santos	1977-78	.595
11. Greg Houskeeper	1987-88	.593
12. Cass Matheus	2005-06	.591
13. Nate Wickizer	1992-93	.588
14. Lew Powell	1966-67	.587
15. Dean Hunger	1977-78	.584
16. Shawn Daniels	1999-00	.581
Donnie Johnson	1998-99	.581
Rich McElrath	1979-80	.581
19. Jeremy Vague	2001-02	.578
20. Randy Funk	1990-91	.577

Three-Point Field Goals Made

Name	Year	FG
1. Reid Newey	1988-89	98
2. Jaycee Carroll	2005-06	93
3. Jay Goodman	1992-93	87
4. Tony Brown	2000-01	80
5. Jaycee Carroll	2004-05	79
6. Justin Jones	1995-96	77
7. Tony Brown	2001-02	75
Reid Newey	1986-87	75
9. Tony Brown	1999-00	71
10. Curtis Bobb	2000-01	66
Jay Goodman	1990-91	66

Three-Point FG Attempted

Name	Year	Att.
1. Reid Newey	1988-89	224
2. Jay Goodman	1992-93	223
3. Jaycee Carroll	2005-06	206
4. Tony Brown	2000-01	195
5. Reid Newey	1986-87	194
6. Jay Goodman	1990-91	191
7. Tony Brown	2001-02	172
8. Curtis Bobb	2000-01	170
9. Troy Rolle	1998-99	167
10. Jaycee Carroll	2004-05	166
Jay Goodman	1991-92	166

Three-Point Pct. (1 Made per Gm.)

Name	Year	Pct.
1. Justin Jones	1997-98	.496
2. Jaycee Carroll	2004-05	.476
3. Justin Jones	1995-96	.467
4. Marcus Saxon	1997-98	.460
5. Jaycee Carroll	2005-06	.451
Jeff O. Anderson	1987-88	.451
7. Mark Brown	2003-04	.439
8. Tony Brown	1999-00	.438
Reid Newey	1988-89	.438
10. Tony Brown	2001-02	.436

Free Throws Made

Name	Year	FT
1. Cornell Green	1961-62	227
2. Wayne Estes	1963-64	203
Bert Cook	1950-51	203
4. Marvin Roberts	1968-69	176
5. Dan Conway	1987-88	170
6. Shaler Halimon	1967-68	159
7. Spencer Nelson	2004-05	155
8. Cornell Green	1960-61	154
9. Kevin Rice	1997-98	149
Marvin Roberts	1969-70	149

Free Throws Attempted

Name	Year	Att.
1. Cornell Green	1961-62	324
2. Malloy Nesmith	1991-92	282
3. Marvin Roberts	1968-69	255
4. Eric Franson	1995-96	248
5. Cornell Green	1960-61	245
6. Wayne Estes	1963-64	238
7. Dan Conway	1987-88	221
8. Shaler Halimon	1967-68	215
9. Silas Mills	1995-96	211
10. Marvin Roberts	1969-70	206

FT Pct. (2 Made per Game)

Name	Year	Pct.
1. Tony Brown	1998-99	.921
2. Jay Goodman	1991-92	.891
3. Cardell Butler	2003-04	.880
4. Tony Brown	1999-00	.879
5. Wayne Estes	1964-65	.878
6. Bob Lauriski	1972-73	.871
7. Vince Washington	1984-85	.860
8. Larry Bailey	1956-57	.858
9. Tony Brown	2001-02	.857
10. Jay Goodman	1992-93	.854

Double-Doubles

Name	Year	Games
1. Marvin Roberts	1969-70	21
2. Mike Santos	1976-77	19
3. Marvin Roberts	1970-71	18
Shaler Halimon	1967-68	18
5. Ed Gregg	1975-76	17
Wayne Estes	1963-64	17
7. Bob Lauriski	1971-72	16
Marvin Roberts	1968-69	16
9. Eric Franson	1994-95	15
Greg Grant	1984-85	15
Troy Collier	1963-64	15

Personal Fouls

Name	Year	PF
1. Reid Newey	1987-88	116
2. Nate Wickizer	1992-93	115
3. Pharoah Davis	1997-98	114
4. Dan Conway	1986-87	113
5. Darnel Haney	1961-62	112
6. Nate Wickizer	1991-92	111
Reid Newey	1986-87	111

Disqualifications

Name	Year	D
1. Nate Wickizer	1992-93	14
2. Nate Wickizer	1991-92	12
3. Gary Watts	1963-64	9
4. Kendall Youngblood	1988-89	8
Dan Conway	1986-87	8
Darryl Owens	1976-77	8
Tim Tollestrup	1968-69	8

Games Played

Name	Year	Games
1. 10 players	2000-01	34
Seven players	1999-00	34

Games Started

Name	Year	Games
1. Curtis Bobb	2000-01	34
Shawn Daniels	2000-01	34
Dimitri Jorssen	2000-01	34
Bernard Rock	2000-01	34
Tony Brown	1999-00	34
Shawn Daniels	1999-00	34
Bernard Rock	1999-00	34
Troy Rolle	1999-00	34

Minutes Played

Name	Year	Min.
1. Justin Jones	1997-98	1182
2. Marcus Saxon	1997-98	1172
3. Justin Jones	1995-96	1159
4. Kevin Nixon	1987-88	1133
5. Kevin Rice	1997-98	1113
6. Brian Jackson	1978-79	1112
7. Eric Franson	1995-96	1082
8. Tony Brown	2001-02	1079
9. Duane Rogers	1995-96	1071
10. Nate Harris	2005-06	1068
Kevin Nixon	1986-87	1068
12. Mark Brown	2002-03	1067
13. Jaycee Carroll	2005-06	1065
14. Bernard Rock	2000-01	1063
15. Jon Wickizer	1995-96	1046
Brian Jackson	1980-81	1046
17. Vince Washington	1984-85	1044
Vince Washington	1983-84	1044
19. Tony Brown	2000-01	1037
20. Reid Newey	1988-89	1025

Minutes per Game

Name	Year	Avg.
1. Brian Jackson	1980-81	37.4
2. Vince Washington	1984-85	37.3
3. Brian Jackson	1978-79	37.1
4. Ed Gregg	1975-76	37.0
5. Reid Newey	1988-89	36.6
6. Leo Cunningham	1981-82	36.6
7. Kevin Nixon	1987-88	36.5
8. Jay Goodman	1992-93	36.3
9. Brian Jackson	1979-80	36.1
10. Rich Haws	1974-75	36.0
Greg Grant	1985-86	36.0

Points

Name	Opponent	Date	Pts.
1. Wayne Estes	vs. Boston College	12/30/64	52
2. Wayne Estes	vs. Denver	2/18/65	48
3. Shaler Halimon	at Brigham Young	1/6/68	47
4. Cornell Green	at New Mexico	3/3/62	46
5. Nate Williams	vs. St. Peter's	12/8/69	45
Max Perry	vs. New Mexico	3/3/61	45
7. Marvin Roberts	at Montana State	2/10/69	43
Marvin Roberts	vs. West Texas State	1/25/69	43
Wayne Estes	vs. Utah	1/30/65	43
10. Shaler Halimon	vs. Brigham Young	2/4/67	42

Rebounds

Name	Opponent	Date	Reb.
1. Wayne Estes	vs. Regis	12/15/62	28
2. Jerry Schofield	vs. Pacific	12/19/59	27
3. Wayne Estes	at Colorado State	12/15/64	25
Wayne Estes	vs. Pacific	12/7/64	25
5. Shaler Halimon	vs. Evansville	12/11/67	24
Jerry Schofield	vs. New Mexico	3/6/59	24
Harold Theus	vs. Denver	3/7/59	24
Troy Collier	vs. Michigan State	12/22/62	24
9. Troy Collier	vs. Colorado State	1/24/64	23
10. Mike Santos	vs. Portland State	2/15/77	22
Mike Santos	at Seattle	12/15/75	22
Bob Lauriski	vs. Houston Baptist	2/24/73	22
Nate Williams	vs. Houston	1/31/70	22
Marvin Roberts	vs. Delaware	12/27/69	22
Marvin Roberts	vs. Portland	12/28/68	22
Marvin Roberts	vs. Denver	12/11/68	22

Assists

Name	Opponent	Date	Asts.
1. Oscar Williams	vs. Utah	12/14/76	16
2. Gary Malmrose	vs. Mesa State	2/10/76	15
3. Oscar Williams	vs. Portland State	2/15/77	14
Oscar Williams	vs. Brigham Young	2/1/75	14
5. Mark Brown	vs. Illinois State	11/29/03	13
Bernard Rock	vs. North Texas	2/3/00	13
Jay Goodman	vs. Nevada-Las Vegas	3/12/93	13
Oscar Williams	at Brigham Young	1/8/77	13
Ken Thompson	at Nevada	1/26/73	13
10. David Pak	at Fresno State	1/7/06	12
Mark Brown	vs. CS Fullerton	3/13/03	12
Allen Gordon	vs. San Jose State	2/2/91	12
Oscar Williams	at Oregon State	12/13/75	12

Blocks

Name	Opponent	Date	Blks.
1. Shawn Daniels	vs. Pacific	1/13/01	7
Gilbert Pete	vs. Long Beach State	1/5/87	7
3. Nate Wickizer	vs. Rutgers	1/13/92	6
Nate Wickizer	vs. UC Irvine	1/9/92	6
Greg Grant	at Long Beach State	2/28/85	6
Jeff O. Anderson	vs. San Jose State	1/19/85	6
Greg Grant	vs. Texas Christian	12/29/82	6
Greg Grant	vs. Brigham Young	12/14/82	6
Leo Cunningham	at San Jose State	1/27/80	6
10. 19 tied with			5

Steals

Name	Opponent	Date	Stls.
1. Jay Goodman	vs. San Jose State	2/20/93	9
2. Jay Goodman	vs. Montana Tech	12/2/92	8
3. Jay Goodman	vs. New Mexico State	2/29/92	7
Jay Goodman	at Weber State	12/2/91	7
Kevin Nixon	at Weber State	12/22/87	7
6. 18 tied with			6

Field Goals Made

Name	Opponent	Date	FG
1. Wayne Estes	vs. Boston College	12/30/64	21
2. Nate Williams	vs. St. Peter's	12/8/69	20
Max Perry	vs. New Mexico	3/3/61	20
4. Jimmy Moore	vs. Wyoming	1/28/75	19
Marvin Roberts	vs. West Texas State	1/25/69	19
6. Marvin Roberts	at Seattle	2/13/71	18
Shaler Halimon	at Brigham Young	1/6/68	18
Jimmy Smith	vs. San Jose State	12/19/67	18
9. Silas Mills	at Hawai'i-Hilo	11/26/95	17
Marvin Roberts	at Montana State	2/10/69	17
Leroy Walker	vs. Montana State	2/25/65	17
Wayne Estes	vs. Utah	1/30/65	17
Shaler Halimon	vs. Creighton	1/14/65	17

Field Goals Attempted

Name	Opponent	Date	Att.
1. Wayne Estes	at Hawai'i	12/26/64	40
2. Wayne Estes	at Brigham Young	2/6/65	38
3. Shaler Halimon	vs. Creighton	1/14/67	37
Wayne Estes	vs. Utah	1/30/65	37
Wayne Estes	vs. Butler	12/4/64	37
6. Marvin Roberts	at Seattle	2/13/71	36
Shaler Halimon	vs. Brigham Young	2/4/67	36
8. Marvin Roberts	vs. UCLA	3/14/70	35
Shaler Halimon	at Brigham Young	1/6/68	35
10. Wayne Estes	vs. Boston College	12/30/64	34

Field Goal Percentage (Min. 8 Made)

Name	Opponent	Date	FGA	Pct.
1. Mike Santos	vs. Idaho State	1/12/78	12-12	1.000
Bill Floyd	vs. New Mexico State	3/2/85	10-10	1.000
Tony Brown	vs. Western State	12/18/99	9-9	1.000
Pharoah Davis	vs. North Texas	1/28/99	9-9	1.000
Ron Ence	vs. Southwestern La.	3/14/84	9-9	1.000
Troy Rolle	vs. UC Irvine	2/11/99	8-8	1.000
Kevin Nixon	vs. New Mexico State	1/3/87	8-8	1.000
Rick McElrath	vs. Fresno State	1/10/80	8-8	1.000
9. Silas Mills	at Hawai'i-Hilo	11/26/95	17-18	.944
10. Nate Wickizer	vs. Nevada	3/5/94	11-12	.917
Lafayette Love	vs. St. Francis	12/12/70	11-12	.917

Three-Point Field Goals Made

Name	Opponent	Date	FG
1. Jaycee Carroll	at New Mexico State	2/2/06	10
2. Jay Goodman	at Brigham Young	11/24/90	9
3. Jaycee Carroll	vs. UC Santa Barbara	1/6/05	8
Cardell Butler	vs. CS Fullerton	2/21/04	8
5. David Pak	at Fresno State	1/7/06	7
Tony Brown	at Idaho	1/26/02	7
Tony Brown	at Boise State	2/24/01	7
Tony Brown	at New Mexico State	2/24/00	7
Justin Jones	vs. Weber State	12/16/95	7
Jay Goodman	at Long Beach State	1/16/93	7
Jay Goodman	vs. UC Santa Barbara	1/4/91	7
Reid Newey	vs. UC Irvine	1/16/89	7

Three-Point Field Goals Attempted

Name	Opponent	Date	Att.
1. Jaycee Carroll	at New Mexico State	2/2/06	16
Corwin Woodard	vs. New Mexico State	2/13/95	16
3. Jay Goodman	at Brigham Young	11/24/90	15
Reid Newey	at Kansas State	11/30/88	15
Vince Washington	at San Jose State	2/23/85	15
6. David Pak	at Fresno State	1/7/06	14
Justin Jones	vs. Weber State	12/16/95	14
Jay Goodman	vs. CS Fullerton	1/7/91	14
9. Corwin Woodard	vs. Illinois State	3/16/95	13
Jay Goodman	vs. Nevada	3/6/93	13
Jay Goodman	vs. UC Irvine	2/6/93	13
Jay Goodman	at UC Irvine	3/2/91	13
Jay Goodman	vs. UC Santa Barbara	1/4/91	13
Reid Newey	at CS Fullerton	1/21/89	13



Single-Game Leaders



Three-Point Field Goal Percentage (Min. 5 Made)

Name	Opponent	Date	FG	Pct.
1. Jay Goodman	at Utah	12/8/92	6-6	1.000
Tony Brown	at CS Fullerton	2/4/99	5-5	1.000
Reid Newey	vs. Pacific	3/5/88	5-5	1.000
4. Durrall Peterson	vs. Middle Tennessee	12/5/05	6-7	.857
Jaycee Carroll	vs. UC Irvine	2/26/05	6-7	.857
Cardell Butler	vs. Idaho	1/3/04	6-7	.857
Reid Newey	at Fresno State	1/4/88	6-7	.857
8. David Pak	at Idaho	2/15/06	5-6	.833
Jaycee Carroll	vs. CS Fullerton	1/20/05	5-6	.833
Tony Brown	at UC Irvine	2/9/02	5-6	.833
Justin Jones	at Nevada	3/8/96	5-6	.833
Jay Goodman	vs. CS Fullerton	2/4/93	5-6	.833
Kendall Youngblood	at UC Irvine	3/2/91	5-6	.833
Reid Newey	vs. San Jose State	1/30/88	5-6	.833

Free Throws Made

Name	Opponent	Date	FT
1. Tim Tollestrup	vs. Utah	1/17/70	17
Bart Johnson	at Idaho	12/11/54	17
3. Wayne Estes	vs. Regis	12/15/62	16
4. Kendall Youngblood	vs. New Mexico State	2/29/92	15
Kendall Youngblood	at Brigham Young	11/24/90	15
Reid Newey	at UNLV	1/19/89	15
Dan Conway	vs. CS Fullerton	1/21/88	15
Bert Cook	vs. Regis	3/5/62	15

Free Throws Attempted

Name	Opponent	Date	Att.
1. Marvin Roberts	vs. Gonzaga	12/10/70	22
2. Cornell Green	vs. Loyola (Calif.)	12/8/61	20

Free Throw Percentage (Min. 10 Made)

Name	Opponent	Date	FG	Pct.
1. Jim Boatwright	vs. LSU	12/29/72	14-14	1.000
2. Kendall Youngblood	at BYU	12/13/91	13-13	1.000
Kevin Nixon	at CS Fullerton	2/13/86	13-13	1.000
Greg Grant	vs. CS Fullerton	1/9/85	13-13	1.000
Larry Bunce	vs. Providence	12/17/66	13-13	1.000
Larry Angle	at Denver	2/26/66	13-13	1.000
7. Jay Goodman	at Nevada	1/3/93	12-12	1.000
8. Marcus Saxon	at Boise State	1/9/97	11-11	1.000
Vince Washington	at Pacific	1/21/85	11-11	1.000
Dean Hunger	vs. San Jose State	1/24/80	11-11	1.000
Dean Hunger	vs. Pacific	1/12/80	11-11	1.000
Rick McElrath	vs. Weber State	11/30/79	11-11	1.000
Max Perry	at Brigham Young	2/13/60	11-11	1.000
Ted Smith	at Gonzaga	12/7/55	11-11	1.000
15. Desmond Penigar	vs. Brigham Young	12/1/01	10-10	1.000
Desmond Penigar	at Utah	11/23/01	10-10	1.000
Kendall Youngblood	at San Jose State	2/10/90	10-10	1.000
Reid Newey	vs. UNLV	1/19/88	10-10	1.000
Reid Newey	vs. CS Fullerton	1/22/87	10-10	1.000
Vince Washington	at Brigham Young	12/9/83	10-10	1.000
Chris McMullin	at Brigham Young	11/30/82	10-10	1.000
Lance Washington	vs. Utah	12/23/81	10-10	1.000
Jim Tebbs	vs. West Texas St.	12/9/71	10-10	1.000
Tim Tollestrup	vs. Brigham Young	1/15/70	10-10	1.000
Ed Epps	at Arizona State	1/18/69	10-10	1.000
Cornell Green	at Wyoming	2/16/62	10-10	1.000
27. Bert Cook	vs. Denver	2/21/52	10-10	1.000

Triple-Doubles

Name	Opponent	Date	P/R/A
Jon Judkins	vs. Pacific	3/5/88	11/11/10
Shaler Halimon	vs. Arizona State	2/10/68	35/10/11
Shaler Halimon	vs. Evansville	12/11/67	21/24/10

Turnovers

Name	Opponent	Date	TO
1. Kendall Youngblood	vs. CS Fullerton	3/9/89	11
Shaler Halimon	vs. San Jose State	12/19/67	11
3. Jay Goodman	at UC Irvine	1/7/93	10
Oscar Williams	at Montana	2/8/77	10

Total Minutes Played

Name	Opponent	Date	Min.
1. Vince Washington	vs. UNLV	1/2/85	55
2. Jeff O. Anderson	vs. UNLV	1/2/85	52
3. Greg Grant	at UNLV	1/2/86	50
Greg Grant	at San Jose State	2/23/85	50
Vince Washington	at San Jose State	2/23/85	50

Opponent Points

Opponent	School	Date	Points
1. John Caughran	vs. California	1/31/72	47
2. Freeman Williams	vs. Portland State	2/15/77	46
3. Stan Mayhew	at Weber State	1/18/77	45
4. Scott Brooks	at UC Irvine	1/8/87	43
5. Kelvin Upshaw	at Utah	11/24/84	41
Ernie Losch	at New Orleans	1/6/73	41
7. Kevin Magee	at UC Irvine	2/7/81	40
Greg Williams	at Seattle	2/13/71	40
Mervin Jackson	at Utah	2/3/68	40
10. Michael Smith	at Brigham Young	12/19/87	39
Danny Ainge	at Brigham Young	12/27/80	39
Michael Newlin	at Utah	1/9/69	39

Opponent Rebounds

Opponent	School	Date	Rebounds
1. Keith Swagerty	vs. Pacific	12/7/64	29
2. Gordon Stiler	vs. American	1/4/68	23
3. Armon Gilliam	at UNLV	1/2/86	22
Kevin Magee	at UC Irvine	2/7/81	22
Jimmie Watts	at Weber State	2/27/74	22
Michael Sojourner	at Utah	1/18/73	22
Steve Davidson	at West Texas State	2/24/72	22
Milton Adams	at Portland	1/27/72	22
9. Calvin Roberts	at CS Fullerton	2/9/80	21
Danny Vranes	at Utah	12/4/79	21

Opponent Assists

Opponent	School	Date	Asts.
1. Chris Herren	at Fresno State	12/10/98	15
Danny Tarkanian	at UNLV	2/19/83	15
3. Leon Wood	at CS Fullerton	2/26/83	14
Scott Martin	at Utah	12/16/80	14
Jeff Jonas	at Utah	1/4/75	14
6. Scott Sinek	at Brigham Young	12/26/81	13
Jeff Jonas	at Utah	1/1/77	13

Opponent Blocks

Opponent	School	Date	Blks.
1. Joe Vogel	at Colorado State	12/3/93	7
2. Vic Trierweiler	at Pacific	1/7/95	6
Terrance O'Kelley	vs. Long Beach State	2/17/94	6
Greg Kite	at Brigham Young	12/27/80	6
Edgar Johns	at Nevada	1/20/78	6

Opponent Steals

Opponent	School	Date	Stls.
1. Jeff Trepagnier	vs. Southern Cal	11/24/99	10
2. Tony Amundsen	at Pacific	1/23/93	8
3. Greg Anthony	vs. UNLV	3/1/90	7
Derrick Gathers	vs. CS Northridge	12/2/89	7
Jason Works	at UC Irvine	2/7/81	7
6. Davin White	at CS Northridge	2/12/04	6
Ethan O'Bryant	vs. Nevada	3/5/94	6
Dexter Boney	vs. UNLV	3/12/93	6
Walsh Jordan	vs. Pacific	1/17/91	6
Nathan Call	at Brigham Young	11/24/90	6
Mario Gaines	at UC Santa Barbara	2/11/82	6

Points

Year	Player	G	FG	3FG	FT	Pts.	Avg.
1957-58	Bob Ipsen	24	154		124	432	18.0
1958-59	Bob Ipsen	26	221		127	569	21.9
1959-60	Cornell Green	29	225		165	615	21.2
1960-61	Cornell Green	26	188		154	530	20.4
1961-62	Cornell Green	29	259		227	745	25.7
1962-63	Wayne Estes	27	205		129	539	19.9
1963-64	Wayne Estes	29	309		203	821	28.3
1964-65	Wayne Estes	19	252		137	641	33.7
1965-66	Larry Angle	26	159		112	430	16.5
1966-67	Shaler Halimon	26	247		119	613	23.6
1967-68	Shaler Halimon	25	256		159	671	26.8
1968-69	Marvin Roberts	26	271		176	718	27.6
1969-70	Marvin Roberts	28	239		149	627	22.4
1970-71	Marvin Roberts	24	183		133	499	20.8
1971-72	Bob Lauriski	26	178		97	453	17.4
1972-73	Jim Boatwright	26	205		76	486	18.7
1973-74	Jim Boatwright	26	199		83	481	18.5
1974-75	Rich Haws	27	223		117	563	20.9
1975-76	Ed Gregg	26	256		67	579	22.3
1976-77	Mike Santos	27	197		97	491	18.2
1977-78	Mike Santos	28	204		104	512	18.3
1978-79	Keith McDonald	30	210		117	537	17.9
1979-80	Dean Hunger	27	214		133	561	20.8
1980-81	Brian Jackson	28	255		145	655	23.4
1981-82	Leo Cunningham	26	123		99	345	13.3
1982-83	Greg Grant	29	170	0	87	427	14.7
1983-84	Greg Grant	30	215	0	92	522	17.4
1984-85	Vince Washington	28	207	44	147	605	21.6
1985-86	Greg Grant	28	250	2	132	634	22.6
1986-87	Kevin Nixon	31	199	25	141	564	18.2
1987-88	Dan Conway	31	165	0	170	500	16.1
1988-89	Reid Newey	28	164	98	116	542	19.4
1989-90	Kendall Youngblood	30	167	4	124	462	15.4
1990-91	Kendall Youngblood	28	180	26	140	526	18.8
1991-92	Kendall Youngblood	28	162	35	120	479	17.1
1992-93	Jay Goodman	27	143	87	117	490	18.1
1993-94	Corwin Woodard	27	126	21	84	357	13.2
1994-95	Eric Franson	29	202	0	130	534	18.4
1995-96	Silas Mills	33	191	22	148	552	16.7
1996-97	Maurice Spillers	29	131	2	119	383	13.2
	Marcus Saxon	29	134	16	98	382	13.2
1997-98	Marcus Saxon	33	205	46	118	574	17.4
1998-99	Donnie Johnson	28	162	0	76	400	14.3
1999-00	Shawn Daniels	34	179	0	50	408	12.0
	Troy Rolle	34	136	54	82	408	12.0
2000-01	Shawn Daniels	34	167	0	67	401	11.8
2001-02	Desmond Penigar	31	203	24	102	532	17.2
2002-03	Desmond Penigar	33	192	29	106	519	15.7
2003-04	Cardell Butler	29	143	55	66	407	14.0
2004-05	Spencer Nelson	32	174	10	155	513	16.0
2005-06	Nate Harris	32	215	7	116	553	17.3

Rebounds

Year	Player	G	Reb.	Avg.
1957-58	Harold Theus	24	245	10.2
1958-59	Jerry Schofield	26	333	12.8
1959-60	Not Available			
1960-61	Tyler Wilbon	26	345	13.3
1961-62	Cornell Green	29	342	11.8
1962-63	Troy Collier	27	297	11.0
1963-64	Wayne Estes	29	377	13.0
1964-65	Wayne Estes	19	260	13.7
1965-66	Alan Parrish	25	175	7.0
1966-67	Shaler Halimon	26	226	8.7
1967-68	Shaler Halimon	25	292	11.7
1968-69	Marvin Roberts	26	325	12.5
1969-70	Marvin Roberts	28	388	13.9
1970-71	Marvin Roberts	24	284	11.8
1971-72	Bob Lauriski	26	271	10.4
1972-73	Bob Lauriski	26	238	9.2
1973-74	Jimmy Moore	26	241	9.3
1974-75	Jimmy Moore	27	245	9.1
1975-76	Ed Gregg	26	305	11.7
1976-77	Mike Santos	27	306	11.3
1977-78	Mike Santos	28	245	8.8
1978-79	Brian Jackson	30	248	8.3
1979-80	Dean Hunger	27	231	8.6
1980-81	Brian Jackson	28	248	8.9
1981-82	Leo Cunningham	26	257	9.9
1982-83	Greg Grant	29	263	9.1
1983-84	Greg Grant	30	236	7.9
1984-85	Greg Grant	28	266	9.5
1985-86	Greg Grant	28	238	8.5
1986-87	Dan Conway	31	204	6.6
1987-88	Dan Conway	31	175	5.6

1988-89	Darrel White	27	130	4.8
1989-90	Randy Funk	30	195	6.5
1990-91	Kendall Youngblood	28	183	6.5
1991-92	Kendall Youngblood	28	216	7.7
1992-93	Rod Hay	27	212	7.9
1993-94	Eric Franson	27	247	9.1
1994-95	Eric Franson	29	283	9.8
1995-96	Eric Franson	33	282	8.5
1996-97	Maurice Spillers	29	242	8.3
1997-98	Donnie Johnson	33	249	7.5
1998-99	Donnie Johnson	28	231	8.3
1999-00	Shawn Daniels	34	267	7.9
2000-01	Shawn Daniels	34	230	6.8
2001-02	Desmond Penigar	31	214	6.9
2002-03	Spencer Nelson	33	244	7.4
2003-04	Spencer Nelson	27	210	7.8
2004-05	Spencer Nelson	32	253	7.9
2005-06	Nate Harris	32	247	7.7

Assists

Year	Player	G	Ast.	Avg.
1966-67	Les Powell	26	91	3.5
1967-68	Not Available			
1968-69	Paul Jeppeson	26	76	2.9
1969-70	Paul Jeppeson	29	115	4.0
1970-71	Marvin Roberts	24	84	3.5
	Jeff Tebbbs	23	84	3.7
1971-72	Jeff Tebbbs	26	112	4.3
1972-73	Ken Thompson	26	139	5.3
1973-74	Blair Reed	26	83	3.2
1974-75	Oscar Williams	26	124	4.8
1975-76	Blair Reed	25	99	4.0
1976-77	Oscar Williams	24	185	7.7
1977-78	Oscar Williams	28	168	6.0
1978-79	Rawlee Perkins	30	104	3.5
1979-80	Rich McElrath	27	172	6.4
1980-81	Lance Washington	27	81	3.0
1981-82	Larry Bergeson	27	118	4.8
1982-83	Lance Washington	29	138	4.8
1983-84	Vince Washington	30	100	3.3
1984-85	Jeff J. Anderson	28	115	4.1
1985-86	Kevin Nixon	28	110	3.9
1986-87	Kevin Nixon	31	116	3.7
1987-88	Kevin Nixon	31	182	5.9
1988-89	Kendall Youngblood	28	122	4.4
1989-90	Allen Gordon	28	121	4.3
1990-91	Allen Gordon	28	130	4.6
1991-92	Malloy Nesmith	28	134	4.8
1992-93	Jay Goodman	27	185	6.9
1993-94	Roddie Anderson	27	86	3.2
1994-95	Roddie Anderson	29	105	3.6
1995-96	Duane Rogers	32	166	5.2
1996-97	Marcus Saxon	29	134	4.6
1997-98	Marcus Saxon	33	135	4.1
1998-99	Rashad Elliott	26	124	4.8
1999-00	Bernard Rock	34	148	4.4
2000-01	Bernard Rock	34	140	4.1
2001-02	Tony Brown	31	149	4.8
2002-03	Mark Brown	33	149	4.5
2003-04	Mark Brown	29	141	4.9
2004-05	Spencer Nelson	32	152	4.8
2005-06	David Pak	32	147	4.6

Blocks

Year	Player	G	Blk.	Avg.
1984-85	Greg Grant	28	36	1.3
1985-86	Greg Grant	28	27	1.0
	Gilbert Pete	27	27	1.0
1986-87	Gilbert Pete	31	58	1.9
1987-88	Gilbert Pete	32	31	1.0
1988-89	Gilbert Pete	28	39	1.4
1989-90	Jeff Parris	30	34	1.1
1990-91	Randy Funk	28	18	0.6
1991-92	Nathan Wickizer	28	46	1.6
1992-93	Nathan Wickizer	27	47	1.7
1993-94	Nathan Wickizer	24	43	1.8
1994-95	Eric Franson	29	22	0.8
1995-96	Silas Mills	33	25	0.8
1996-97	Kevin Rice	29	9	0.3
1997-98	Donnie Johnson	33	22	0.7
1998-99	Donnie Johnson	28	31	1.1
1999-00	Shawn Daniels	34	58	1.7
2000-01	Shawn Daniels	34	59	1.7
2001-02	Jeremy Vague	31	32	1.0
2002-03	Spencer Nelson	33	20	0.6
2003-04	Nate Harris	29	27	0.9
2004-05	Cass Matheus	32	22	0.7
2005-06	Cass Matheus	32	41	1.3

Steals

Year	Player	G	Stl.	Avg.
1979-80	Rich McElrath	27	71	2.6
1980-81	Three players	28	34	1.2
1981-82	Larry Bergeson	27	27	1.0
1982-83	Lance Washington	29	51	1.8
1983-84	Greg Grant	30	57	1.9
1984-85	Greg Grant	28	59	2.1
1985-86	Greg Grant	28	66	2.4
1986-87	Kevin Nixon	31	55	1.8
1987-88	Kevin Nixon	31	78	2.5
1988-89	Albert Chappell	23	49	2.1
1989-90	Allen Gordon	28	51	1.8
1990-91	Jay Goodman	25	52	2.1
1991-92	Jay Goodman	28	51	1.8
1992-93	Jay Goodman	27	102	3.8
1993-94	Jarobi Kemp	27	47	1.7
1994-95	Silas Mills	27	45	1.7
1995-96	Silas Mills	33	53	1.6
1996-97	Kevin Rice	29	42	1.4
1997-98	Kevin Rice	33	55	1.7
1998-99	Tyrone Allick	28	31	1.1
1999-00	Bernard Rock	34	51	1.5
2000-01	Curtis Bobb	34	43	1.3
2001-02	Tony Brown	31	51	1.6
2002-03	Mark Brown	33	43	1.3
2003-04	Mark Brown	29	31	1.1
2004-05	Spencer Nelson	32	37	1.2
2005-06	Jaycee Carroll/David Pak	32	31	0.9

Field Goal Percentage (Min. 3 Made per Game)

Year	Player	G	FGM	FGA	Pct.
1957-58	Bob Ipsen	24	154	368	.418
1958-59	Bob Ipsen	26	221	483	.458
1959-60	Cornell Green	29	225	460	.489
1960-61	Cornell Green	26	188	438	.429
1961-62	Cornell Green	29	259	542	.478
1962-63	Troy Collier	27	200	379	.528
1963-64	Troy Collier	29	240	448	.536
1964-65	Wayne Estes	19	252	518	.486
1965-66	Les Powell	26	93	196	.474
1966-67	Les Powell	26	115	196	.587
1967-68	Jimmy Smith	25	229	501	.457
1968-69	Marvin Roberts	26	271	564	.480
1969-70	Tim Tollestrup	29	116	220	.527
1970-71	Lafayette Love	26	101	190	.532
1971-72	Jim Boatwright	26	106	206	.515
1972-73	Ken Thompson	26	120	216	.556
1973-74	Jim Boatwright	26	199	379	.525
1974-75	Blair Reed	27	127	238	.534
1975-76	Ed Gregg	26	256	476	.538
1976-77	Mike Santos	27	197	370	.532
1977-78	Mike Santos	28	204	343	.595
1978-79	Dean Hunger	29	165	290	.569
1979-80	Dean Hunger	27	214	353	.606
1980-81	Haakon Austefjord	28	80	151	.530
1981-82	Larry Bergeson	27	110	215	.512
1982-83	Greg Grant	29	170	303	.561
1983-84	Greg Grant	30	215	396	.543
1984-85	Greg Grant	28	217	405	.536
1985-86	Greg Grant	28	250	500	.500
1986-87	Dan Conway	31	160	300	.533
1987-88	Greg Houskeeper	31	118	199	.593
1988-89	Greg Houskeeper	28	96	145	.662
1989-90	Randy Funk	30	132	237	.557
1990-91	Randy Funk	28	113	196	.577
1991-92	Carlito DaSilva	27	123	282	.436
1992-93	Nathan Wickizer	27	117	199	.588
1993-94	Eric Franson	27	131	247	.530
1994-95	Eric Franson	29	202	355	.569
1995-96	Eric Franson	33	193	371	.520
1996-97	Antwan Smith	29	108	164	.659
1997-98	Donnie Johnson	33	131	240	.546
1998-99	Donnie Johnson	28	162	279	.581
1999-00	Shawn Daniels	34	179	308	.581
2000-01	Shawn Daniels	34	167	290	.576
2001-02	Jeremy Vague	31	111	192	.578
2002-03	Spencer Nelson	33	115	176	.653
2003-04	Nate Harris	29	134	198	.677
2004-05	Nate Harris	32	172	264	.652
2005-06	Nate Harris	32	215	346	.621

Three-Point Field Goals

Year	Player	G	3FG	Avg.
1982-83	Chris McMullin	29	16	0.6
1984-85	Vince Washington	28	44	1.6
1985-86	Bill Floyd	28	16	0.6
1986-87	Reid Newey	31	75	2.4
1987-88	Reid Newey	31	64	2.1
1988-89	Reid Newey	28	98	3.5
1989-90	Matt Barnes	28	26	0.9
1990-91	Jay Goodman	25	66	2.6

1991-92	Jay Goodman	28	56	2.0
1992-93	Jay Goodman	27	87	3.2
1993-94	Corwin Woodard	27	21	0.8
1994-95	Corwin Woodard	27	60	2.2
1995-96	Justin Jones	33	77	2.3
1996-97	Justin Jones	29	46	1.6
1997-98	Justin Jones	33	60	1.8
1998-99	Troy Rolle	28	58	2.1
1999-00	Tony Brown	34	71	2.1
2000-01	Tony Brown	34	80	2.3
2001-02	Tony Brown	31	75	2.4
2002-03	Ronnie Ross	31	37	1.2
2003-04	Cardell Butler	29	55	1.9
2004-05	Jaycee Carroll	32	79	2.5
2005-06	Jaycee Carroll	32	93	2.9

Three-Point Field Goal Percentage (Min. 1 Att. per Game)

Year	Player	G	3FG	Att.	Pct.
1982-83	Chris McMullin	29	16	33	.485
1984-85	Vince Washington	28	44	107	.411
1985-86	Bill Floyd	28	16	46	.348
1986-87	Kevin Nixon	31	25	59	.424
1987-88	Jeff O. Anderson	31	37	82	.451
1988-89	Reid Newey	28	98	224	.438
1989-90	Rich Jardine	30	16	45	.356
1990-91	Jay Goodman	25	66	191	.346
1991-92	Kendall Youngblood	28	35	84	.417
1992-93	Jay Goodman	27	87	223	.390
1993-94	Corwin Woodard	27	21	72	.292
1994-95	Roddie Anderson	29	15	35	.429
1995-96	Justin Jones	33	77	165	.467
1996-97	Justin Jones	29	46	122	.377
1997-98	Justin Jones	33	60	121	.496
1998-99	Tony Brown	28	57	157	.363
1999-00	Tony Brown	34	71	162	.438
2000-01	Tony Brown	34	80	195	.410
2001-02	Tony Brown	31	75	172	.436
2002-03	Desmond Penigar	33	29	80	.363
2003-04	Mark Brown	29	36	82	.439
2004-05	Jaycee Carroll	32	79	166	.476
2005-06	Jaycee Carroll	32	93	206	.451

Free Throw Percentage (Min. 2 Made per Game)

Year	Player	G	FTM	FTA	Pct.
1957-58	Sam Haggerty	20	42	54	.778
1958-59	Max Perry	26	67	89	.753
1959-60	Not Available				
1960-61	Max Perry	26	69	99	.697
1961-62	Cornell Green	29	227	324	.701
1962-63	Wayne Estes	27	129	154	.838
1963-64	Wayne Estes	29	203	238	.853
1964-65	Wayne Estes	19	137	156	.878
1965-66	Larry Angle	26	112	134	.836
1966-67	Les Powell	26	82	106	.774
1967-68	Paul Jeppeson	25	64	82	.780
1968-69	Marvin Roberts	26	176	255	.690
1969-70	Jeff Tebbis	28	59	77	.766
1970-71	Ron Hatch	26	78	98	.796
1971-72	Ron Hatch	26	75	95	.789
1972-73	Bob Lauriski	26	74	85	.871
1973-74	Jim Boatwright	26	83	103	.806
1974-75	Jimmy Moore	27	70	92	.761
1975-76	Ed Gregg	26	67	98	.684
1976-77	Oscar Williams	24	48	65	.738
1977-78	Keith McDonald	28	86	106	.811
1978-79	Dean Hunger	29	109	139	.784
1979-80	Rich McElrath	27	128	151	.848
1980-81	Brian Jackson	28	145	175	.829
1981-82	Haakon Austefjord	27	92	137	.672
1982-83	Ron Ence	29	106	137	.774
1983-84	Vince Washington	30	132	157	.841
1984-85	Vince Washington	28	147	171	.860
1985-86	Jeff O. Anderson	28	71	91	.780
1986-87	Reid Newey	31	89	118	.754
1987-88	Dan Conway	31	170	221	.769
1988-89	Reid Newey	28	116	144	.806
1989-90	Kendall Youngblood	30	124	159	.780
1990-91	Bryon Ruffner	28	72	86	.837
1991-92	Jay Goodman	28	82	92	.891
1992-93	Jay Goodman	27	117	137	.854
1993-94	Jarobi Kemp	27	81	97	.835
1994-95	Corwin Woodard	27	75	98	.765
1995-96	Jon Wickizer	33	78	97	.804
1996-97	Kevin Rice	29	102	139	.734
1997-98	Marcus Saxon	33	118	150	.787
1998-99	Tony Brown	28	58	63	.921
1999-00	Troy Rolle	34	82	102	.804
2000-01	Tony Brown	34	75	89	.843
2001-02	Tony Brown	31	84	98	.857
2002-03	Mark Brown	33	74	87	.851
2003-04	Cardell Butler	29	66	75	.880
2004-05	Spencer Nelson	32	155	197	.787
2005-06	Nate Harris	32	116	156	.744



Year-By-Year Stats



Offensive Statistics

Year	GP	FG	Pct.	3FG	Pct.	FT	Pct.	Pts.	Avg.	Reb.	Avg.	Ast	TO	Blk	Stl.
1957-58	24	576-1634	.353	—	—	367-583	.630	1519	63.3	947	39.5	—	—	—	—
1958-59	26	782-1837	.426	—	—	401-615	.652	1965	75.6	1381	53.1	—	—	—	—
1959-60	29	875-2073	.422	—	—	501-746	.672	2251	77.6	1618	55.8	—	—	—	—
1960-61	26	727-1842	.394	—	—	427-671	.621	1879	72.3	1354	52.0	—	—	—	—
1961-62	29	829-1961	.422	—	—	541-827	.654	2202	75.9	1511	52.1	—	—	—	—
1962-63	27	802-1802	.445	—	—	459-653	.702	2063	76.4	1323	49.0	—	—	—	—
1963-64	29	977-2160	.452	—	—	573-775	.739	2527	87.1	1445	49.8	—	—	—	—
1964-65	25	862-2042	.422	—	—	412-567	.727	2136	85.4	1304	52.2	—	—	—	—
1965-66	26	841-1884	.446	—	—	471-700	.673	2153	82.8	1268	48.8	—	—	—	—
1966-67	28	904-1995	.453	—	—	479-699	.685	2287	81.7	1343	48.0	—	—	—	—
1967-68	25	851-1933	.440	—	—	496-743	.668	2198	87.9	1333	53.3	—	—	—	—
1968-69	26	821-1843	.445	—	—	494-770	.642	2136	82.2	1314	50.5	—	—	—	—
1969-70	29	1008-2153	.470	—	—	603-825	.730	2619	90.3	1566	54.0	—	—	—	—
1970-71	27	884-1859	.470	—	—	557-776	.720	2325	86.0	1324	49.0	—	—	—	—
1971-72	26	858-1886	.455	—	—	431-600	.718	2147	82.6	1182	45.5	—	—	—	—
1972-73	26	918-1860	.49.0	—	—	362-490	.740	2198	84.5	1143	43.9	—	—	—	—
1973-74	26	877-1795	.489	—	—	391-546	.716	2145	82.5	1198	46.2	—	—	—	—
1974-75	27	951-1899	.501	—	—	391-548	.714	2293	84.9	1183	43.8	—	—	—	—
1975-76	26	841-1852	.454	—	—	267-400	.668	1949	75.0	1087	41.8	—	—	—	—
1976-77	27	918-1904	.482	—	—	350-517	.677	2186	80.1	1184	43.9	470	467	—	—
1977-78	28	926-1813	.511	—	—	438-618	.709	2290	81.8	1250	44.6	467	467	—	—
1978-79	30	929-1823	.510	—	—	482-675	.714	2340	78.0	1092	36.4	472	493	—	—
1979-80	27	862-1678	.514	—	—	605-794	.762	2329	86.3	965	35.4	402	438	—	199
1980-81	28	896-1891	.474	—	—	438-673	.718	2275	81.3	1064	38.0	313	383	—	166
1981-82	27	693-1598	.434	—	—	432-649	.666	1820	67.4	997	36.9	383	502	—	115
1982-83	29	872-1649	.529	46-125	.368	521-742	.710	2218	76.5	1043	36.0	446	469	—	210
1983-84	30	894-1735	.515	—	—	527-744	.708	2314	77.1	951	31.7	495	446	—	225
1984-85	28	865-1769	.489	73-197	.371	562-773	.727	2365	84.5	1072	38.3	456	420	97	195
1985-86	28	784-1723	.455	50-151	.331	533-730	.730	2151	76.8	997	35.6	452	478	100	217
1986-87	31	877-1907	.460	150-386	.389	662-928	.713	2566	82.8	1149	37.1	421	506	99	221
1987-88	31	902-1807	.499	130-324	.401	658-926	.711	2592	83.6	1136	36.6	501	495	84	196
1988-89	28	760-1585	.479	118-294	.401	511-691	.740	2164	77.3	1018	36.4	457	526	106	214
1989-90	30	803-1731	.463	87-262	.332	581-817	.711	2276	75.9	1084	36.1	483	509	139	227
1990-91	28	792-1748	.453	134-358	.374	559-787	.710	2277	81.3	1003	35.8	487	462	104	217
1991-92	28	737-1737	.424	118-349	.338	569-780	.729	2161	77.2	1112	39.7	422	446	130	225
1992-93	27	711-1618	.439	155-422	.367	516-726	.711	2093	77.5	1019	37.7	423	461	99	212
1993-94	27	648-1416	.458	55-216	.255	511-728	.702	1862	70.0	1038	38.4	352	418	66	151
1994-95	29	831-1650	.504	122-351	.348	499-773	.646	2283	78.7	1187	40.9	454	481	80	200
1995-96	33	810-1717	.472	135-386	.350	591-884	.669	2346	71.1	1302	39.5	491	545	65	195
1996-97	29	695-1451	.479	106-318	.333	494-724	.682	1990	68.6	1085	37.4	360	411	26	138
1997-98	33	856-1771	.483	139-324	.429	524-747	.701	2375	72.0	1174	35.6	352	440	68	183
1998-99	28	740-1551	.477	143-409	.350	383-588	.651	2006	71.6	1033	36.9	391	444	68	166
1999-00	34	879-1888	.466	194-536	.362	445-709	.628	2397	70.5	1233	36.3	487	453	126	235
2000-01	34	852-1755	.485	200-513	.390	500-743	.673	2404	70.7	1177	34.6	511	486	132	220
2001-02	31	751-1596	.471	144-414	.347	430-599	.718	2076	67.0	1116	36.0	443	424	93	155
2002-03	33	799-1727	.463	134-391	.343	465-651	.714	2197	66.6	1154	35.0	471	406	69	168
2003-04	29	711-1397	.509	168-419	.401	419-582	.720	2009	69.3	952	32.8	446	370	85	153
2004-05	32	851-1621	.525	185-473	.391	428-619	.691	2315	72.3	1095	34.2	549	396	92	179
2005-06	32	853-1714	.498	232-579	.401	369-511	.722	2307	72.1	1080	33.8	552	421	91	165



Year-By-Year Stats



Defensive Statistics

Year	GP	FG	Pct.	3FG	Pct.	FT	Pct.	Pts.	Avg.	Reb.	Avg.	Ast	TO	Blk	Stl.
1957-58	24	673-1714	.393	—	—	383-591	.648	1729	72.0	1234	51.4	—	—	—	—
1958-59	26	704-1922	.366	—	—	391-596	.657	1799	69.2	1311	50.4	—	—	—	—
1959-60	29	778-2179	.357	—	—	379-611	.688	1935	66.7	1370	47.2	—	—	—	—
1960-61	26	731-1837	.397	—	—	435-629	.691	1861	71.5	1291	49.6	—	—	—	—
1961-62	29	749-1932	.387	—	—	498-762	.653	1996	68.8	1323	45.6	—	—	—	—
1962-63	27	695-1785	.389	—	—	395-625	.632	1785	66.1	1245	46.1	—	—	—	—
1963-64	29	873-2053	.425	—	—	531-751	.707	2277	78.5	1342	46.3	—	—	—	—
1964-65	25	760-1696	.448	—	—	516-747	.691	2036	81.4	1198	47.9	—	—	—	—
1965-66	26	821-1883	.436	—	—	498-717	.695	2140	82.3	1287	49.5	—	—	—	—
1966-67	28	796-1891	.421	—	—	424-615	.689	2016	72.0	1254	44.8	—	—	—	—
1967-68	25	833-2004	.411	—	—	505-715	.706	2171	86.8	1377	55.1	—	—	—	—
1968-69	26	892-1924	.464	—	—	498-735	.678	2282	87.8	1253	48.2	—	—	—	—
1969-70	29	902-2172	.410	—	—	600-851	.701	2404	82.9	1322	45.6	—	—	—	—
1970-71	27	802-1833	.440	—	—	513-754	.680	2117	78.4	1142	42.3	—	—	—	—
1971-72	26	857-1876	.457	—	—	445-643	.690	2159	83.0	1232	47.4	—	—	—	—
1972-73	26	856-1854	.460	—	—	334-472	.700	2046	78.7	1063	40.9	—	—	—	—
1973-74	26	794-1794	.443	—	—	391-573	.683	1979	76.1	1057	40.7	—	—	—	—
1974-75	27	845-1898	.445	—	—	403-576	.700	2093	77.5	1146	42.4	—	—	—	—
1975-76	26	810-1782	.455	—	—	361-504	.716	1981	76.2	1163	45.1	—	—	—	—
1976-77	27	845-1878	.450	—	—	428-604	.709	2118	78.4	1178	43.6	—	—	—	—
1977-78	28	803-1915	.419	—	—	385-552	.697	1991	71.1	1096	39.1	—	—	—	—
1978-79	30	900-1925	.468	—	—	464-667	.696	2264	75.5	1224	40.8	—	—	—	—
1979-80	27	888-1841	.482	—	—	426-630	.676	2202	81.6	1054	39.0	—	—	—	—
1980-81	28	892-1823	.489	—	—	487-658	.740	2271	81.1	1086	38.8	—	—	—	—
1981-82	27	815-1721	.474	—	—	411-585	.703	2041	75.6	1061	39.3	—	—	—	—
1982-83	29	814-1882	.433	—	—	394-577	.683	2069	71.3	1126	38.8	—	—	—	—
1983-84	30	948-1917	.495	—	—	365-516	.707	2262	75.4	1101	36.7	—	—	—	—
1984-85	28	945-1966	.481	—	—	386-594	.650	2328	83.1	1144	40.9	—	—	—	—
1985-86	27	859-1751	.491	—	—	476-673	.707	2259	80.7	1085	38.8	—	—	—	—
1986-87	31	998-2020	.494	—	—	533-766	.696	2653	85.5	1198	38.6	—	—	—	—
1987-88	31	925-2027	.456	—	—	445-634	.702	2370	76.5	1140	36.8	—	—	—	—
1988-89	28	769-1694	.454	—	—	493-722	.683	2153	76.9	982	35.1	—	—	—	—
1989-90	30	843-1818	.464	—	—	527-824	.640	2353	78.4	1151	38.4	—	—	—	—
1990-91	28	809-1711	.473	141-381	.370	603-841	.717	2368	84.6	1095	39.1	—	—	—	—
1991-92	28	749-1726	.434	107-350	.306	521-818	.636	2140	76.4	1183	42.3	—	—	—	—
1992-93	27	753-1664	.453	—	—	511-738	.692	2152	79.7	1048	38.8	414	429	120	233
1993-94	27	632-1470	.430	159-438	.363	446-664	.672	1869	69.2	805	29.8	331	—	118	151
1994-95	29	732-1719	.426	145-509	.285	389-588	.662	1998	68.9	882	30.4	399	419	119	217
1995-96	33	810-1936	.418	205-666	.308	420-614	.684	2245	68.0	972	29.5	455	388	77	246
1996-97	29	654-1550	.422	179-548	.327	294-441	.667	1781	61.4	770	26.6	365	346	55	131
1997-98	33	769-1792	.429	206-617	.334	396-595	.666	2140	64.8	984	29.8	409	436	84	154
1998-99	28	699-1621	.431	183-549	.333	322-456	.706	1903	68.0	883	31.5	392	414	72	204
1999-00	34	736-1827	.403	226-642	.352	382-561	.681	2080	61.2	1122	33.0	408	519	74	226
2000-01	34	708-1795	.394	187-609	.307	347-513	.676	1950	57.4	1050	30.9	349	527	77	207
2001-02	31	655-1665	.393	170-595	.286	320-438	.731	1800	58.1	914	29.5	357	398	60	206
2002-03	33	730-1680	.435	188-543	.346	331-480	.690	1979	60.0	924	28.0	373	416	69	167
2003-04	29	648-1529	.424	164-498	.329	224-329	.681	1684	58.1	764	26.3	332	227	75	176
2004-05	32	682-1722	.396	196-613	.320	288-401	.718	1848	57.8	883	27.6	325	391	92	200
2005-06	32	769-1834	.419	226-640	.353	306-454	.674	2070	64.7	996	31.1	396	389	115	199



Single-Season Bests



Games Played

Year	Games
1. 2000-01	34
2. 1999-00	34
3. 2002-03	33
4. 1997-98	33
5. 1995-96	33
6. 2005-06	32
7. 2004-05	32
8. 2001-02	31
9. 1987-88	31
10. 1986-87	31

Games Won

Year	Wins
1. 2000-01	28
2. 1999-00	28
3. 2003-04	25
4. 1997-98	25
5. 2004-05	24
6. 2002-03	24
7. 1959-60	24
8. 2005-06	23
9. 2001-02	23
10. 1969-70	22
11. 1966-67	22
12. 1961-62	22

Games Lost

Year	Losses
1. 1981-82	23
2. 1957-58	20
3. 1992-93	17
4. 1990-91	17
5. 1968-69	17
6. 1989-90	16
7. 1988-89	16
8. 1986-87	16
9. 1985-86	16
10. 1980-81	16

Winning Percentage

Year	Percentage
1. 2003-04	.862
2. 1959-60	.828
3. 2000-01	.824
4. 1999-00	.824
5. 1966-67	.786
6. 1974-75	.778
7. 1969-70	.759
8. 1961-62	.759
9. 1997-98	.758
10. 2004-05	.750
11. 1977-78	.750

Total Points

Year	Points
1. 1969-70	2,619
2. 1987-88	2,592
3. 1986-87	2,566
4. 1963-64	2,527
5. 2000-01	2,404
6. 1999-00	2,397
7. 1997-98	2,375
8. 1984-85	2,365
9. 1995-96	2,346
10. 1978-79	2,340

Points per Game

Year	Average
1. 1969-70	90.3
2. 1967-68	87.9
3. 1963-64	87.1
4. 1979-80	86.3
5. 1970-71	86.1
6. 1964-65	85.4
7. 1974-75	84.9
8. 1972-73	84.5
9. 1984-85	84.5
10. 1987-88	83.6

Total Rebounds

Year	Rebounds
1. 1959-60	1,618
2. 1969-70	1,566
3. 1961-62	1,511
4. 1963-64	1,445
5. 1958-59	1,381
6. 1960-61	1,354
7. 1966-67	1,343
8. 1967-68	1,333
9. 1970-71	1,324
10. 1962-63	1,323

Rebounds per Game

Year	Average
1. 1959-60	55.8
2. 1969-70	54.0
3. 1967-68	53.3
4. 1958-59	53.1
5. 1964-65	52.2
6. 1961-62	52.1
7. 1960-61	52.1
8. 1968-69	50.5
9. 1963-64	49.8
10. 1970-71	49.0

Assists

Year	Assists
1. 2005-06	552
2. 2004-05	549
3. 2000-01	511
4. 1987-88	501
5. 1983-84	495
6. 1969-70	491
7. 1999-00	487
8. 1990-91	487
9. 1989-90	483
10. 1978-79	472

Assists per Game

Year	Average
1. 1976-77	17.4
2. 1990-91	17.4
3. 2005-06	17.3
4. 2004-05	17.2
5. 1969-70	16.9
6. 1977-78	16.7
7. 1974-75	16.7
8. 1983-84	16.5
9. 1975-76	16.5
10. 1988-89	16.3

Turnovers

Year	Turnovers
1. 1995-96	545
2. 1988-89	526
3. 1989-90	509
4. 1986-87	506
5. 1981-82	502
6. 1987-88	495
7. 1978-79	493
8. 2000-01	486
9. 1985-86	478
10. 1982-83	469

Blocks

Year	Blocks
1. 1989-90	139
2. 2000-01	132
3. 1991-92	130
4. 1999-00	126
5. 1988-89	106
6. 1990-91	104
7. 1985-86	100
8. 1986-87	99
9. 1992-93	99
10. 1984-85	97

Blocks per Game

Year	Average
1. 1991-92	4.6
2. 1989-90	4.6
3. 2000-01	3.9
4. 1988-89	3.8
5. 1999-00	3.7
6. 1990-91	3.7
7. 1992-93	3.7
8. 1985-86	3.6
9. 1984-85	3.5
10. 1986-87	3.2

Steals

Year	Steals
1. 1999-00	235
2. 1989-90	227
3. 1983-84	225
4. 1991-92	225
5. 1986-87	221
6. 2000-01	220
7. 1985-86	217
8. 1990-91	217
9. 1988-89	214
10. 1992-93	212

Steals per Game

Year	Average
1. 1991-92	8.0
2. 1992-93	7.9
3. 1990-91	7.8
4. 1985-86	7.8
5. 1988-89	7.6
6. 1989-90	7.6
7. 1983-84	7.5
8. 1979-80	7.4
9. 1982-83	7.2
10. 1986-87	7.1

Field Goals Made

Year	Field Goals
1. 1969-70	1,008
2. 1963-64	977
3. 1974-75	951
4. 1978-79	929
5. 1977-78	926
6. 1972-73	918
7. 1976-77	918
8. 1966-67	904
9. 1987-88	902
10. 1980-81	896

Field Goals Attempted

Year	Attempts
1. 1963-64	2,160
2. 1969-70	2,153
3. 1959-60	2,073
4. 1964-65	2,042
5. 1966-67	1,995
6. 1961-62	1,961
7. 1967-68	1,933
8. 1986-87	1,907
9. 1976-77	1,904
10. 1974-75	1,899

Field Goal Percentage

Year	Percentage
1. 1982-83	.529
2. 2004-05	.525
3. 1983-84	.515
4. 1979-80	.514
5. 1977-78	.511
6. 1978-79	.510
7. 2003-04	.509
8. 1994-95	.504
9. 1974-75	.501
10. 1987-88	.499

Three-Point FG Made

Year	Field Goals
1. 2005-06	232
2. 2000-01	200
3. 1999-00	194
4. 2004-05	185
5. 2003-04	168
6. 1992-93	155
7. 1986-87	150
8. 2001-02	144
9. 1998-99	143
10. 1997-98	139

Three-Point FG Att.

Year	Attempts
1. 2005-06	579
2. 1999-00	536
3. 2000-01	513
4. 2004-05	473
5. 1992-93	422
6. 2003-04	419
7. 2001-02	415
8. 1998-99	409
9. 2002-03	391
10. 1995-96	386
11. 1986-87	386

Three-Point Percentage

Year	Percentage
1. 1997-98	.429
2. 2005-06	.401
3. 2003-04	.401
4. 1988-89	.401
5. 1987-88	.401
6. 2004-05	.391
7. 2000-01	.390
8. 1986-87	.389
9. 1990-91	.374
10. 1984-85	.371

Free Throws Made

Year	Free Throws
1. 1986-87	662
2. 1987-88	658
3. 1979-80	605
4. 1969-70	603
5. 1995-96	591
6. 1989-90	581
7. 1963-64	573
8. 1991-92	569
9. 1984-85	562
10. 1990-91	559

Free Throws Attempted

Year	Attempts
1. 1986-87	928
2. 1987-88	926
3. 1995-96	884
4. 1961-62	827
5. 1969-70	825
6. 1989-90	817
7. 1979-80	794
8. 1990-91	787
9. 1991-92	780
10. 1970-71	776

Free Throw Percentage

Year	Percentage
1. 1979-80	.762
2. 1988-89	.740
3. 1963-64	.739
4. 1972-73	.739
5. 1969-70	.731
6. 1985-86	.730
7. 1991-92	.729
8. 1984-85	.727
9. 1964-65	.727
10. 2005-06	.722



Single-Game Bests



Points	Date	Pts.
1. vs. UNLV	1/2/85	140
2. vs. St. Peter's	12/8/69	125
3. vs. Creighton	1/14/67	124
4. vs. Southern Mississippi	2/2/74	121
5. vs. Long Beach State	2/6/86	119
6. at New Mexico	12/29/79	117
7. vs. St. Francis	12/12/70	116
vs. Evansville	12/11/67	116
9. vs. Cal State Fullerton	12/23/72	115
vs. New Mexico State	12/20/63	115

Rebounds	Date	Reb.
1. vs. Loyola (Calif.)	12/5/64	82
2. vs. Pepperdine	12/1/69	78
3. vs. Evansville	12/11/67	77
4. vs. St. Peter's	12/8/69	76
vs. Nevada	12/14/64	76
6. vs. Doane College	11/30/73	74
7. vs. Denver	2/22/69	73
8. at Arizona State	2/11/67	72
9. vs. St. Francis	12/12/70	71
vs. Seattle	1/13/68	71

Assists	Date	Ast.
1. at Portland State	2/25/78	34
vs. Mesa State	2/10/76	34
3. vs. Lewis & Clark College	11/26/05	33
vs. Pacific	3/5/88	33
at New Mexico	12/29/79	33
6. vs. Seattle	1/16/71	32
7. vs. Chadron State	12/11/93	31
8. vs. Denver	1/29/76	30
vs. West Texas State	12/11/69	30
10. vs. North Texas	1/28/99	29
vs. Cal State Stanislaus	1/25/77	29

Blocks	Date	Blk.
1. vs. Pacific	1/13/01	12
2. vs. Idaho	1/27/01	11
3. at San Jose State	1/27/80	10
4. vs. Fort Lewis College	11/21/03	9
vs. Albany	12/29/00	9
vs. Pacific	3/9/00	9

Steals	Date	Stl.
1. vs. Pacific	2/6/84	19
2. vs. San Jose State	2/20/93	15
at Weber State	12/12/92	15
vs. Montana Tech	12/2/92	15

Field Goals Made	Date	FG
1. at New Mexico	12/29/79	53
at Portland State	2/25/78	53
3. vs. Southern Mississippi	2/2/74	51
4. vs. Cal State Fullerton	12/23/72	50
5. vs. Loyola (Calif.)	12/9/66	49
6. vs. Creighton	1/14/67	48
vs. Montana State	12/1/65	48
vs. New Mexico State	12/20/63	48
9. vs. Lewis & Clark College	11/26/05	47
vs. UNLV	1/2/85	47
vs. North Texas State	12/28/75	47
vs. St. Peter's	12/8/69	47
vs. Boston College	12/30/64	47

Field Goals Attempted	Date	Att.
1. vs. Seattle	1/13/68	104
2. at UC Irvine	2/7/81	102
3. vs. Pepperdine	12/1/69	101
vs. Utah	1/30/65	101
vs. Pacific	12/7/64	101
6. vs. Houston Baptist	2/24/73	99
vs. Arkansas	12/27/71	99
vs. Montana State	2/25/65	99
9. vs. Nevada	12/14/64	99
at Weber State	2/27/74	97
at Brigham Young	1/22/72	97
vs. Boston College	12/30/64	97
vs. Loyola (Calif.)	12/5/64	97

Field Goal Percentage	Date	M-Att.	Pct.
1. vs. UC Davis	11/27/04	28-36	.778
2. at UC Santa Barbara	2/5/05	32-45	.711
3. vs. New Mexico State	3/2/85	41-59	.695
4. at Hawai'i-Hilo	11/26/95	43-62	.694
5. vs. Southern Oregon	11/22/97	44-65	.677
6. at New Mexico State	2/6/71	33-49	.673
7. vs. Cal State Fullerton	2/11/95	37-55	.673
vs. Montana	2/27/78	37-55	.673
9. vs. Redlands	1/5/80	41-61	.672
10. vs. Lewis & Clark College	11/25/05	47-70	.671

Three-Point FGs Made	Date	FG
1. at New Mexico State	2/2/06	20
2. at Fresno State	1/7/06	13
vs. Cal State Fullerton	2/21/04	13
at Cal State Fullerton	2/4/99	13
at Brigham Young	11/24/90	13
6. vs. New Mexico State	2/11/06	12
at Boise State	2/24/01	12
at UNLV	1/9/91	12
9. at Idaho	2/15/06	11
vs. UC Santa Barbara	1/6/05	11
vs. UC Irvine	2/11/99	11
at UC Irvine	3/2/91	11
vs. Pacific	3/5/88	11
vs. San Jose State	1/30/88	11

Three-Point FG Att.	Date	Att.
1. at New Mexico State	2/2/06	34
2. at Fresno State	1/7/06	33
3. vs. Brigham Young	1/8/00	27
4. at Boise State	2/24/01	26
vs. Nevada	3/6/93	26
6. vs. New Mexico State	2/11/06	25
7. at Idaho	2/15/06	24
vs. UC Santa Barbara	1/16/99	24
9. at Cal State Fullerton	2/4/99	23
at Northern Arizona	11/30/99	23
at New Mexico State	2/27/97	23
vs. Cal Poly	2/21/95	23
vs. New Mexico State	2/13/95	23
at Brigham Young	11/24/90	23
vs. San Jose State	2/14/87	23

Three-Pt. FG Pct. (Min. 5 Made)	Date	M-Att.	Pct.
1. at San Jose State	2/10/90	7-8	.875
2. at Hawai'i-Hilo	12/1/02	5-6	.833
3. at Weber State	12/1/84	5-6	.833
4. vs. San Jose State	1/30/88	11-14	.786
5. vs. South Florida	11/18/00	10-13	.769
at Fresno State	1/4/88	10-13	.769
7. at UNLV	1/9/91	12-16	.750
at UC Irvine	1/27/05	9-12	.750
9. at Minnesota	11/17/97	8-11	.727
10. vs. Cal State Fullerton	2/21/04	13-18	.722

Free Throws Made	Date	FT
1. vs. Cal State Fullerton	1/22/87	44
2. vs. UC Irvine	2/7/87	43
vs. San Jose State	1/24/80	43
4. vs. Nevada-Las Vegas	1/2/85	40
vs. Cal State Northridge	11/26/84	40
vs. Utah	12/23/81	40
7. vs. Utah	1/17/70	38
8. vs. Long Beach State	3/9/96	37
vs. Brigham Young	2/1/68	37
10. at Weber State	12/19/96	36
vs. Pacific	1/30/82	36

Free Throws Att.	Date	Att.
1. vs. San Jose State	1/24/80	59
2. vs. Nevada-Las Vegas	1/2/85	57
3. vs. Cal State Fullerton	1/22/87	55
4. vs. Long Beach State	2/23/91	52
vs. UC Irvine	2/7/87	52
vs. Cal State Northridge	11/26/84	52
7. vs. Brigham Young	2/1/68	51
8. at Weber State	12/19/96	50
9. vs. Pacific	1/3/94	49
vs. Grambling State	12/5/86	49
vs. Utah	1/17/70	49

FT Pct. (Min. 10 Made)	Date	M-Att.	Pct.
1. vs. Idaho	2/23/02	17-17	1.000
at New Orleans	2/21/75	12-12	1.000
3. vs. Cal State Fullerton	1/9/85	25-26	.961
4. vs. UC Irvine	2/13/03	6-17	.941
5. at Utah	1/7/65	16-17	.941
6. at Idaho	3/5/04	15-16	.938
vs. Fort Lewis College	11/21/03	15-16	.938
at New Mexico State	2/4/88	15-16	.938
at Utah	12/23/77	15-16	.938
10. vs. Cal State Northridge	3/12/04	14-15	.933
vs. Brigham Young	12/1/01	28-30	.933
vs. Cal State Fullerton	3/9/89	14-15	.933

Fouls	Date	PF
1. vs. Wyoming	12/13/68	42
2. vs. Brigham Young	12/18/92	33
at Cal State Fullerton	1/3/91	33
vs. Utah	12/15/88	33
at Portland State	1/10/81	33
6. at Brigham Young	12/17/88	32
vs. Loyola (Calif.)	12/5/64	32
8. at UC Irvine	3/2/91	31
vs. Long Beach State	2/23/91	31
at UC Santa Barbara	1/4/90	31
Seton Hall (at Lexington, Ky.)	12/18/81	31
at UC Irvine	2/7/81	31
at Denver	1/25/75	31
vs. West Texas State	12/2/70	31

Turnovers	Date	TO
1. vs. Utah	1/17/74	33
2. at Fresno State	2/28/81	32
3. at New Mexico State	2/18/95	31
4. at Long Beach State	1/8/94	29
vs. Indiana State	11/25/72	29
at Evansville	1/1/72	29
vs. Wyoming	12/13/68	29
vs. San Jose State	12/19/67	29
9. at Nevada-Las Vegas	1/10/87	28
at Nevada-Las Vegas	1/2/86	28
at Wichita State	12/23/66	28

Single-Game Opponent Team Records

Points

Opponent	Date	Pts.
1. vs. Nevada-Las Vegas	1/2/85	142
2. at Utah	2/12/66	127
3. vs. Nevada-Las Vegas	1/28/91	126
4. at Nevada-Las Vegas	1/9/91	124
at Nevada-Las Vegas	2/1/90	124
6. at Wichita State	12/23/66	123
7. at Brigham Young	12/19/87	121
8. vs. Boston College	12/30/64	120
9. at UC Irvine	1/8/87	118
vs. Brigham Young	2/1/68	118

Rebounds

Opponent	Date	Reb.
1. at Brigham Young	1/6/68	77
2. vs. Seattle	2/17/66	73
at Utah	2/28/59	73
4. at Washington	12/13/69	70
at Notre Dame	2/15/69	70
6. at Minnesota	12/19/64	69
7. at Utah	2/3/68	68
at Denver	1/18/68	68
9. vs. San Jose State	12/19/67	67
10. at New Mexico State	2/26/72	65

Assists

Opponent	Date	Ast.
1. at Nevada-Las Vegas	2/1/90	37
2. at Fresno State	2/14/91	32
at Nevada-Las Vegas	1/10/89	32
4. at Brigham Young	12/6/78	30
5. vs. Nevada-Las Vegas	1/28/91	29
at Nevada-Las Vegas	2/19/83	29
vs. Utah	11/28/81	29
at Brigham Young	12/27/80	29
9. at Nevada-Las Vegas	1/9/91	28
at Brigham Young	12/19/87	28
at Louisiana State	12/28/84	28

Blocks

Opponent	Date	Blk.
1. vs. Simon Fraser	11/18/94	10
at Brigham Young	12/27/80	10

Steals

Opponent	Date	Stl.
1. at Cal State Fullerton	1/21/89	21
2. at New Mexico State	2/18/95	18
vs. New Mexico State	2/13/95	18
4. at Cal State Northridge	2/12/04	16
at Cal State Northridge	3/2/02	16
at Long Beach State	1/8/94	16
at Rutgers	1/19/93	16
at Nevada-Las Vegas	1/9/91	16
vs. Cal State Northridge	12/2/89	16



Single-Game Highs



USU's 100-Point Games (94)

1959-60	W 103-72	at New Mexico
1960-61	W 110-88	LOS ANGELES STATE
1960-61	W 108-78	NEW MEXICO
1961-62	W 105-91	LOYOLA (CALIF.)
1962-63	W 101-57	SAN DIEGO STATE
1962-63	W 102-87	MICHIGAN STATE
12/2/63	W 102-71	FRESNO STATE
12/20/63	W 115-75	NEW MEXICO STATE
1/25/64	W 105-90	BRIGHAM YOUNG
2/24/64	W 103-81	MONTANA
2/29/64	W 125-100	at American
12/1/64	W 107-60	IDAHO STATE
12/14/64	W 101-80	NEVADA
12/30/64	L 118-120	vs. Boston College
1/30/65	L 104-111	UTAH
12/1/65	W 102-68	MONTANA STATE
1/27/66	W 109-97	LASALLE
12/9/66	W 112-66	LOYOLA (CALIF.)
12/23/66	L 106-123	at Wichita State
12/27/66	W 107-88	at Xavier
1/14/67	W 124-96	CREIGHTON
1/16/67	W 103-91	SEATTLE
1/26/67	W 106-64	HAWAII
2/4/67	W 113-88	BRIGHAM YOUNG
12/11/67	W 116-88	EVANSVILLE
12/16/67	W 102-83	WICHITA STATE
12/19/67	W 110-93	SAN JOSE STATE
1/13/68	W 110-93	SEATTLE
2/1/68	L 103-118	BRIGHAM YOUNG
1/16/69	W 102-87	DENVER
12/1/69	W 113-82	PEPPERDINE
12/8/69	W 125-108	ST. PETER'S
12/11/69	W 112-87	WEST TEXAS STATE
1/10/70	W 105-86	SEATTLE
1/17/70	W 106-98	UTAH
2/3/70	W 111-68	at Portland
2/14/70	W 104-77	DENVER
2/16/70	W 112-102	ARIZONA STATE
12/12/70	W 116-84	ST. FRANCIS
1/16/71	W 104-81	SEATTLE
1/21/71	W 102-92	at Utah
2/8/71	W 103-81	at Tulane
12/1/71	W 100-71	AUGUSTANA
12/9/71	W 100-82	WEST TEXAS STATE
2/21/72	W 100-76	MONTANA STATE
12/23/72	W 115-60	CS FULLERTON
12/29/72	W 104-83	LOUISIANA STATE
12/30/72	W 102-82	PACIFIC
2/5/73	W 108-82	SEATTLE
12/15/73	W 102-93	vs. DePaul
2/2/74	W 121-84	SO. MISSISSIPPI
2/9/74	W 105-86	TULANE
1/13/75	W 102-87	BOISE STATE
1/25/75	W 114-89	at Denver
12/28/75	W 105-87	vs. North Texas
1/29/76	W 100-90	DENVER
1/4/77	W 110-89	CS BAKERSFIELD
1/29/77	W 103-84	STANFORD
1/14/78	W 102-66	JAMES MADISON
2/25/78	W 113-87	at Portland State
12/10/79	W 113-95	NEVADA
12/29/79	W 117-83	at New Mexico
1/5/80	W 101-59	REDLANDS
1/19/80	W 100-92	at Long Beach State
1/8/81	W 107-63	E. CENTRAL OKLAHOMA
1/17/81	W 106-89	PACIFIC
2/7/81	L 110-117	at UC Irvine
2/14/81	W 105-91	LONG BEACH STATE
11/27/82	W 100-63	CS NORTHRIDGE
11/26/84	W 100-77	CS NORTHRIDGE
12/14/84	W 104-83	WEBER STATE
1/2/85	L 140-142	UNLV
3/2/85	W 105-95	NEW MEXICO STATE
2/6/86	W 119-95	LONG BEACH STATE
12/5/86	W 100-80	GRAMBLING STATE
2/7/87	W 106-103	UC IRVINE
12/19/87	L 112-121	at Brigham Young
12/22/87	W 107-93	at Weber State
1/30/88	W 114-85	SAN JOSE STATE
2/13/88	W 102-83	UC IRVINE
3/5/88	W 102-73	PACIFIC
12/3/88	W 106-93	WEBER STATE
1/16/89	W 104-71	UC IRVINE
1/2/91	W 111-88	UC IRVINE
3/2/91	L 107-109	at UC Irvine

12/14/91	W 109-97	vs. Oral Roberts
12/11/93	W 109-71	CHADRON STATE
2/11/95	W 103-71	CS FULLERTON
2/13/95	L 100-104	NEW MEXICO STATE
2/21/95	W 106-53	CAL POLY
11/26/95	W 103-86	at Hawai'i-Hilo
11/22/97	W 111-61	SOUTHERN OREGON
12/20/97	W 100-84	LONG ISLAND
2/28/98	W 102-76	NORTH TEXAS
1/25/05	W 102-65	LEWIS & CLARK COLLEGE

Overall: 86-9
Home: 71-4
Away: 12-4
Neutral: 3-1

Opponents' 100-Point Games (62)

1955-56	L 80-110	DENVER
1956-57	L 83-100	MONTANA STATE
2/29/64	W 125-100	at American
12/30/64	L 118-120	vs. Boston College
1/30/65	L 104-111	UTAH
1/22/66	L 81-115	at Brigham Young
2/12/66	L 88-127	at Utah
2/26/66	L 81-100	at Denver
12/23/66	L 106-123	at Wichita State
12/9/67	L 90-102	UTAH
1/6/68	L 98-104	at Brigham Young
1/18/68	L 80-100	at Denver
2/1/68	L 103-118	BRIGHAM YOUNG
2/3/68	L 92-106	at Utah
11/30/68	L 88-113	at Wyoming
1/9/69	L 89-107	at Utah
1/18/69	L 91-108	at Arizona State
1/25/69	L 82-113	at Brigham Young
2/15/69	L 82-108	at Notre Dame
12/8/69	W 125-108	ST. PETER'S
2/16/70	W 112-102	ARIZONA STATE
2/28/70	L 92-104	at New Mexico State
3/14/70	L 79-101	vs UCLA
12/19/70	L 83-111	at Brigham Young
1/22/72	L 82-101	at Brigham Young
2/5/72	L 92-102	NEW MEXICO STATE
2/26/72	L 88-108	at New Mexico State
1/1/76	L 78-102	at Utah
1/25/79	L 85-101	at San Jose State
12/27/80	L 89-104	at Brigham Young
2/7/81	L 110-117	at UC Irvine
2/12/81	L 99-101	UC IRVINE
2/26/81	L 91-101	at Pacific
1/28/82	L 78-100	at Pacific
2/20/82	L 72-104	at UC Irvine
2/19/83	L 78-111	at UNLV
12/28/84	L 84-103	at Louisiana State
1/2/85	L 140-142	UNLV
1/21/85	L 89-101	at Pacific
2/2/85	L 83-101	at UNLV
12/7/85	L 64-115	at Illinois
12/14/85	L 76-108	at Weber State
1/2/86	L 94-100	at UNLV
12/3/86	L 86-100	at Brigham Young
1/8/87	L 96-118	at UC Irvine
1/10/87	L 94-117	at UNLV
2/5/87	L 78-113	UNLV
2/7/87	W 106-103	UC IRVINE
12/19/87	L 112-121	at Brigham Young
1/19/89	L 80-102	at UNLV
12/8/89	L 90-104	vs. Colorado
2/1/90	L 90-124	at UNLV
2/22/90	L 84-103	at New Mexico State
1/9/91	L 93-124	at UNLV
1/28/91	L 83-126	UNLV
2/14/91	L 86-107	at Fresno State
2/16/91	L 92-100	at Pacific
3/2/91	L 107-109	at UC Irvine
2/6/92	L 99-111	at CS Fullerton
1/19/93	L 93-113	at Rutgers
3/12/93	L 86-104	vs. UNLV
2/13/95	L 100-104	NEW MEXICO STATE

Overall: 4-58
Home: 3-11
Away: 1-43
Neutral: 0-4

Overtime Games (85)

3/12/60	W 73-72	vs. Villanova
12/14/64	L 91-96	at Creighton (2 OT)
2/7/64	W 77-73	at Montana State
2/15/64	W 85-84	at Colorado State
12/30/64	L 118-120	vs. Boston College
2/20/67	L 75-79	TEXAS WESTERN (2 OT)
1/17/70	W 106-98	UTAH
1/24/70	W 68-63	at California
12/27/71	W 95-94	ARKANSAS
1/27/72	W 87-84	at Portland
11/25/72	W 97-96	INDIANA STATE
1/4/73	W 91-87	at Southern Miss
2/27/74	L 87-89	at Weber State (2 OT)
3/5/75	W 72-70	at Weber State
2/19/76	W 94-93	at Denver
12/4/76	W 95-93	BRIGHAM YOUNG
2/19/77	L 78-88	at UC Santa Barbara
12/10/77	L 79-84	at Weber State
1/5/78	L 76-83	UTAH
1/7/78	L 84-85	at BRIGHAM YOUNG (2 OT)
11/28/78	L 81-84	at Utah
1/11/79	L 82-86	at Pacific (2 OT)
2/15/79	L 88-92	at Long Beach State
11/30/79	W 91-84	WEBER STATE
1/19/80	W 100-92	at Long Beach State
1/24/80	W 95-92	SAN JOSE STATE
2/7/80	W 87-83	at UC Irvine
2/7/81	L 110-117	at UC Irvine (2 OT)
1/6/83	L 77-89	UNLV
2/24/83	W 94-91	at UC Santa Barbara
1/19/84	L 94-95	at New Mexico State
12/11/84	W 92-91	BRIGHAM YOUNG
1/2/85	L 140-142	UNLV (3 OT)
2/23/85	L 76-83	at San Jose State (2 OT)
11/23/85	W 87-84	at Utah
1/2/86	L 94-100	at UNLV (2 OT)
1/9/86	W 82-76	CS FULLERTON
2/27/86	L 92-98	at Long Beach State
12/22/86	W 93-88	vs. Fordham
1/15/87	L 91-94	LONG BEACH STATE
1/22/87	W 96-95	CS FULLERTON
2/14/87	W 91-86	SAN JOSE STATE
12/5/87	W 76-70	UTAH (2 OT)
12/19/87	L 112-121	at Brigham Young
3/2/89	W 95-94	at UC Irvine
1/6/90	W 83-82	CS FULLERTON
1/18/90	W 72-70	at Pacific
2/16/91	L 92-100	at Pacific
12/10/91	W 74-72	at Utah
1/30/92	L 80-85	UNLV
2/6/92	L 99-111	at CS Fullerton
2/19/92	W 85-78	NEW MEXICO STATE
1/26/93	L 79-80	at San Jose State
2/13/93	W 77-75	at UC Santa Barbara
12/29/93	L 69-73	vs. Wyoming
2/3/94	W 82-81	UNLV
2/10/94	W 79-77	at UC Irvine
2/17/94	W 80-76	LONG BEACH STATE
2/26/94	W 84-79	at Pacific
2/13/95	L 100-104	NEW MEXICO STATE (2 OT)
3/16/95	L 87-93	ILLINOIS STATE
11/24/95	L 61-63	vs. Wichita State (2 OT)
12/16/95	L 79-81	vs. Weber State
1/8/96	W 75-71	at Nevada
1/13/96	W 73-71	PACIFIC (2 OT)
1/15/96	W 60-58	SAN JOSE STATE
3/10/96	L 75-76	vs. San Jose State
1/9/97	W 73-60	at Boise State
2/6/97	L 71-77	at Pacific
1/15/98	W 91-88	at Cal Poly
1/17/98	W 69-66	at UC Santa Barbara
2/26/98	W 84-82	NEW MEXICO STATE
1/16/99	L 65-66	UC SANTA BARBARA
12/29/99	W 68-65	SAN DIEGO
11/19/00	L 76-80	vs. Austin Peay
2/24/01	L 77-78	at Boise State
3/15/01	W 77-68	vs. Ohio State
12/1/01	W 90-81	BRIGHAM YOUNG
1/15/03	L 73-75	at UC Irvine
3/13/03	W 89-83	vs. CS Fullerton
2/19/04	W 77-72	UC RIVERSIDE
1/13/05	L 66-73	at Pacific (2 OT)
11/19/05	W 72-67	at Oral Roberts
1/07/06	L 96-99	at Fresno State (2OT)
3/11/06	L 63-70	at Nevada

Overall: 47-38
Home: 21-9
Away: 22-23
Neutral: 4-6
Multiple OT: 2-13



All-Time Honors



National Honors

All-Americans

1965 Wayne Estes (second team)
2002 Tony Brown (honoable mention)

Academic All-Americans

1964 Gary Watts
1980 Dean Hunger
1982 Larry Bergeson
1996 Eric Franson

NCAA Postgraduate Scholarship

1996 Eric Franson

All-Conference Honors

Big West Double-Decade Team

Greg Grant (2nd)

Big West Player of the Year

1980 Dean Hunger
1986 Greg Grant
1995 Eric Franson

Big West Freshman of the Year

1983 Greg Grant
1989 Kendall Youngblood
1991 Bryon Ruffner
2005 Jaycee Carroll

Big West Coach of the Year

1980 Rod Tueller (co-winner)
1995 Larry Eustachy
1998 Larry Eustachy
2000 Stew Morrill
2002 Stew Morrill

Big West Defensive Player of the Year

2001 Shawn Daniels

Big West Hustle Player of the Year

2003 Spencer Nelson
2004 Spencer Nelson
2005 Spencer Nelson

Big West Sixth Man of the Year

2004 Nate Harris

All-Big West (1979-2005)

1979 Dean Hunger (1st)
Brian Jackson (2nd)
Keith McDonald (2nd)
1980 Dean Hunger (1st)
Brian Jackson (2nd)
Rich McElrath (2nd)
1981 Brian Jackson (1st)
1983 Greg Grant (2nd)
1984 Greg Grant (2nd)
1985 Greg Grant (1st)
Vince Washington (2nd)
1986 Greg Grant (1st)
1987 Kevin Nixon (2nd)
1988 Kevin Nixon (1st)
Dan Conway (2nd)
Reid Newey (1st)
1989 Kendall Youngblood (2nd)
1990 Kendall Youngblood (2nd)
1992 Kendall Youngblood (1st)
1993 Jay Goodman (2nd)
1994 Eric Franson (2nd)
1995 Eric Franson (1st)
Corwin Woodward (2nd)
Roddie Anderson (2nd)
1996 Eric Franson (1st)
1997 Silas Mills (2nd)
Marcus Saxon (1st)
Maurice Spillers (2nd)
1998 Marcus Saxon (1st)
Kevin Rice (2nd)
1999 Donnie Johnson (2nd)
2000 Shawn Daniels (1st)
Troy Rolle (1st)

2001 Shawn Daniels (1st)
Bernard Rock (1st)
Tony Brown (2nd)
2002 Tony Brown (1st)
Desmond Penigar (1st)
2003 Desmond Penigar (1st)
2004 Mark Brown (1st)
Cardell Butler (1st)
Nate Harris (1st)
Spencer Nelson (2nd)
2005 Nate Harris (1st)
Spencer Nelson (1st)
Jaycee Carroll (2nd)

Big West All-Tournament

1979 Keith McDonald
Dean Hunger
1981 Brian Jackson
1988 Dan Conway
Kevin Nixon
1996 Justin Jones
Silas Mills
Antwan Smith
1997 Marcus Saxon
1998 Marcus Saxon (MVP)
Kevin Rice
Donnie Johnson
2000 Shawn Daniels (co-MVP)
Troy Rolle (co-MVP)
2001 Bernard Rock (MVP)
Shawn Daniels
Curtis Bobb
2002 Tony Brown
Desmond Penigar
2003 Desmond Penigar (MVP)
Mark Brown
Cardell Butler
2005 Jaycee Carroll (MVP)
Nate Harris
Spencer Nelson

Big West All-Freshman Team

1983 Greg Grant
1984 Reid Newey
1986 Gilbert Pete
1989 Kendall Youngblood
1991 Bryon Ruffner
Eric Franson
1992 Nate Wickizer
1993 John Wickizer
1994 Jarobi Kemp
1999 Tony Brown
2003 Nate Harris
2005 Jaycee Carroll

Big West Player of the Week

1979 Dean Hunger
1980 Rich McElrath
Dean Hunger
Brian Jackson
1981 Brian Jackson
1982 Leo Cunningham
1983 Greg Grant
1984 Greg Grant (2)
1985 Vince Washington
Greg Grant
1986 Greg Grant (2)
1988 Jeff Anderson
Kevin Nixon
1989 Dan Conway
Dan Conway
1990 Darrel White
1991 Kendall Youngblood (2)
Jay Goodman
1992 Kendall Youngblood (2)
1993 Rod Hay
Jay Goodman
1994 Nate Wickizer
1995 Eric Franson (3)
Corwin Woodward
1997 Maurice Spillers
1998 Donnie Johnson
1999 Troy Rolle
Donnie Johnson
2000 Shawn Daniels
Tony Brown

2001 Tony Brown
Shawn Daniels
Curtis Bobb
2002 Desmond Penigar (3)
Tony Brown
2003 Mark Brown
Spencer Nelson
Desmond Penigar
2004 Nate Harris (3)
Mark Brown
Spencer Nelson
2005 Nate Harris
Spencer Nelson (3)

All-WAC (2006-present)

2006 Nate Harris (1st)
Jaycee Carroll (2nd)

WAC All-Tournament

2006 Nate Harris

WAC Player of the Week

2006 Jaycee Carroll
Nate Harris

NCAA Statistical Champion

Most Improved

1983 +15
Rebound Margin

1994 +8.6
1997 +10.8

Field Goal Percentage

2005 52.5

National Rankings

Final AP Polls

1960 8th
1962 18th
1970 16th

Final Coaches' Polls

1960 7th
1962 19th
1964 15th
1967 14th
1970 17th
1975 13th
1978 17th

Week-by-Week AP Poll

1960

Jan. 5 - 17th
Jan. 12 - 12th
Jan. 19 - 9th
Jan. 26 - 9th
Feb. 2 - 9th
Feb. 9 - 7th
Feb. 16 - 7th
Feb. 23 - 8th
Mar. 1 - 8th
Mar. 8 - 10th
Final - 8th

1961

Dec. 13 - 14th

1962

Final - 18th

1970

Feb. 24 - 20th
Mar. 3 - 18th
Mar. 10 - 16th
Final - 16th

1971

Pre - 12th
Dec. 8 - 16th
Dec. 15 - 15th
Dec. 22 - Not Ranked
Dec. 29 - 19th
Jan. 5 - 15th
Jan. 12 - 17th
Jan. 19 - 12th
Jan. 26 - 9th
Feb. 2 - 13th
Feb. 9 - 19th
Feb. 16 - 15th
Feb. 23 - 16th
Mar. 2 - 20th
Mar. 9 - 16th
Final - Not Ranked

2004

Feb. 2 - 24th
Feb. 9 - 19th
Feb. 16 - Not Ranked
Feb. 23 - 24th
Mar. 1 - 23rd
Mar. 8 - 22nd
Mar. 15 - 25th
Final - Not Ranked



All-Time Honors



Big West Statistical Champions

Team

Scoring Offense

1979	78.1
1980	86.3
1985	84.6

Scoring Defense

1994	69.2
1995	68.9
2000	61.2
2001	57.6
2002	58.1
2003	60.0
2004	58.1
2005	57.8

Scoring Margin

1995	9.8
2001	13.1
2002	8.9
2003	6.6
2004	11.2
2005	14.6

Field Goal Percentage

1979	.510
1983	.502
1988	.499
1989	.486
1995	.504
1996	.472
2001	.485
2003	.463
2004	.509
2005	.525

Three-Point Field Goal Percentage

1998	.429
2004	.401
2005	.391

Free Throw Percentage

1980	.762
1989	.737
1990	.712
1993	.711
1994	.702

Rebounding

1981	38.0
1982	36.9
1992	39.8
1995	40.9
1996	39.5
1997	37.4
1998	35.6

Individual

Scoring

1986	Greg Grant	22.6
1995	Eric Franson	18.4

Rebounds

1997	Maurice Spillers	8.3
2003	Spencer Nelson	7.4

Assists

1980	Rich McElrath	6.4
2004	Mark Brown	4.9

Blocked Shots

1987	Gilbert Pete	1.8
2001	Shawn Daniels	1.7

Steals

1986	Greg Grant	2.4
1993	Jay Goodman	3.8

Field Goal Percentage

1980	Dean Hunger	.606
2004	Nate Harris	.677
2005	Nate Harris	.652

Three-Point Field Goal Percentage

1996	Justin Jones	.467
1998	Justin Jones	.496
2004	Mark Brown	.439
2005	Jaycee Carroll	.476

Three-Point Field Goals Made

1989	Reid Newey	3.5
------	------------	-----

Free Throw Percentage

1980	Rich McElrath	.848
1984	Vince Washington	.841
1985	Vince Washington	.856
1991	Bryon Ruffner	.837
1992	Jay Goodman	.891
1993	Jay Goodman	.854
1994	Jarobi Kemp	.835

WAC Statistical Champions

Team

Field Goal Percentage

2006	.498
------	------

Three-Point Field Goal Percentage

2006	.401
------	------

Free Throw Percentage

2006	.722
------	------

Assists

2006	17.25
------	-------

Aggies In The NBA

Bert Cook

New York, 1955
37 games, 3.2 ppg., 1.9 rpg.

Patrick Dunn

Philadelphia, 1958
28 games, 2.5 ppg., 1.1 rpg.

Shaler Halimon

Philadelphia, 1969
Chicago, 1970-71
Atlanta, 1972
Dallas, 1973
170 games, 6.7 ppg., 3.4 rpg.

Ariel Maughan

Detroit, 1947
Providence, 1948
St. Louis, 1948-50
Washington, 1951
259 games, 7.9 ppg., 4.0 rpg.

Marvin Roberts

Los Angeles, 1977
28 games, 2.1 ppg., 0.9 rpg.

Nathaniel Williams

Cincinnati, 1972
Kansas City-Omaha, 1973-75
New Orleans, 1976-78
Golden State, 1978-79
642 games, 12.0 ppg., 3.8 rpg.

Desmond Penigar

Orlando, 2004
10 games, 3.2 ppg., 2.4 rpg.

Aggies In The ABA

Lawrence Bunce

Anaheim, 1968
Denver, Dallas, 1969
129 games, 8.9 ppg., 6.4 rpg.

Hal Hale

Houston, 1968
72 games, 5.0 ppg., 2.9 rpg.

Marvin Roberts

Denver, 1972-74
Kentucky, 1975-76
374 games, 8.8 ppg., 4.1 rpg.

Aggies In The NBA Draft

(Round if available)

1952

Bert Cook, New York

1953

Darrell Tucker, Milwaukee
Bill Hull, Syracuse

1954

Bill Hull, Rochester

1956

Pat Dunn, New York

1960

Jerry Schofield, New York (16)

1962

Cornell Green, Chicago (5)

1964

Troy Collier, Los Angeles (6)

1965

Leroy Walker, St. Louis (9)

1967

Larry Bunce, Seattle (4)

1968

Jimmy Smith, Seattle (9)

1971

Marvin Roberts, Detroit (3)
Nate Williams, Cincinnati (hardship)

1975

Jim Moore, Seattle (4)
Rich Haws, Seattle (9)

1976

Ed Gregg, Los Angeles (8)

1978

Mike Santos, Buffalo (3)

1979

Keith McDonald, Utah (8)

1980

Dean Hunger, Houston (4)

1981

Brian Jackson, Portland (2)

1982

Leo Cunningham, Portland (6)

1986

Greg Grant, Detroit (6)

Coach: George Peter Campbell
(1904, 1906-07)
6-15, .286 Three Seasons

1903-04

Record: 2-2

Brigham Young College	L	4	35
Ft. Douglas	W	18	9
Deaf and Dumb	W	24	8
Weber Stake Academy	L	13	14

1904-05

No competition.

1905-06

Record: 2-7

Brigham Young College	L	9	23
Weber Stake Academy	L	8	12
Deaf & Blind School	L	19	22
LDS College	L	14	17
Brigham Young College	W	10	6
BYU	L	14	21
LDS College	L	14	26
BYU	L	11	19
Weber Stake Academy	W	12	6

1906-07

Record: 2-6

Brigham Young College	L	4	11
Weber Stake Academy	W	21	19
Weber Stake Academy	W	19	18
Brigham Young College	L	14	65
LDS College	L	7	55
BYU	L	11	44
LDS College	L	6	26
BYU	L	12	23

Coach: George A. Walker
(1908)
0-8, .000 One Season

1907-08

Record: 0-8

BYU	L	16	29
Brigham Young College	L	7	40
YMCA	L	19	34
LDS College	L	12	33
BYU	L	19	43
Brigham Young College	L	11	32
LDS College	L	16	24
Brigham Young College	L	18	27

Coach: Clayton T. Teetzel
(1909-14)
23-33, .411 Six Seasons

1908-09

Record: 1-8

Brigham Young College	L	18	42
LDS College	L	16	34
Weber Stake Academy	W	34	22
Utah	L	13	32
LDS College	L	18	40
BYU	L	11	37
Brigham Young College	L	13	58
Utah	L	18	37
BYU	L	13	37

1909-10

Record: 3-7

Salt Lake High School	L	17	26
BYU	L	20	46
Brigham Young College	W	26	16
LDS College	L	21	23
Brigham Young College	W	29	21
YMCA	L	14	57
Utah	L	15	69
BYU	L	31	47
LDS College	W	19	14
Utah	L	21	38

1910-11

Record: 2-4

Fielding (Idaho) High School	W	44	11
Brigham Young College	W	45	25
BYU	L	19	29
Utah	L	22	26
Utah	L	33	46
BYU	L	21	37

1911-12

Record: 2-6

Oneida Stake Academy	W	48	12
Oneida Stake Academy	W	50	26
Utah	L	17	40
BYU	L	17	36
BYU	L	16	37
Brigham Young College	L	13	24
Utah	L	9	21
Brigham Young College	L	14	35

1912-13

Record: 5-4

Oneida Stake Academy	L	27	44
Cache All-Stars	W	75	22
Oneida Stake Academy	L	23	27
LDS College	L	28	32
Brigham Young College	W	35	30
BYU	L	23	33
Utah	W	31	20
BYU	W	29	20
Utah	W	34	20

1913-14

Record: 10-4

Salt Lake High School	W	60	26
BCH	W	43	10
Oneida Stake Academy	W	78	41
Montana State	W	59	33
Utah	W	41	23
Montana	W	74	31
Branch Agriculture College	W	65	18
Brigham Young College	L	17	21
Oneida Stake Academy	W	48	29
Utah	L	27	37
BYU	L	21	41
Brigham Young College	W	39	29
BYU	L	19	38
Weber High School	W	84	16

Coach: Joseph K. Jensen
(1915-19)
30-17, .638 Five Seasons

1914-1915

Record: 1-5

Brigham Young College	L	26	38
Utah	L	15	24
BYU	L	21	29
Brigham Young College	W	28	4
BYU	L	23	31
Utah	L	19	36

1915-16

Record: 6-4

South Cache High School	W	36	10
Richmond High School	W	52	19
Oneida Stake Academy	W	45	32
Brigham Young College	L	20	23
BYU	L	17	42
Utah	L	35	39
Utah	L	17	31
Brigham Young College	W	21	18
BYU	W	37	23
Wellsville Athletic Club	W	31	23

1916-17

Record: 8-5

Faculty	L	14	52
Oneida Stake Academy	W	48	25
East High School	W	30	19
Box Elder High School	W	50	19
West High School	W	46	30
Box Elder High School	W	38	35
Oneida Stake Academy	W	69	17
Brigham Young College	W	35	20
Utah	W	34	17
BYU	L	22	43
Brigham Young College	L	25	28
Utah	L	27	34
BYU	L	27	34

1917-18

Record: 9-0 Rocky Mountain: 4-0, 1st place (Western Div.)

West High School	W	31	9
Oneida Stake Academy	W	58	19
Bingham	W	48	30
Montana State	RM	W	43 11
Montana State	RM	W	37 9
Utah	RM	W	45 38
Brigham Young College	W	36	16
Brigham Young College	W	29	21
Utah	RM	W	38 31

1918-19

Record: 6-3 Rocky Mountain: 2-2, 2nd place (Western Div.)

Ricks College	W	58	23
Rexburg Athletic Club	W	42	23
Montana State	RM	W	29 17
Montana State	RM	W	50 11
Utah	RM	L	25 36
BYU	L	26	36
Brigham Young College	W	50	20
Brigham Young College	W	48	23
Utah	RM	L	21 22



Coach: E. Lowell Romney
(1920-41)
225-157, .589
22 Seasons

1919-1920

Record: 2-0 Rocky Mountain: 1-0

Brigham Young College	W	74	29
BYU	RM	W	55 27

1920-21

Record: 6-4 Rocky Mountain: 2-3, 3rd place (Western Div.)

Utah Athletic Association	W	31	28
Logan Coaches	W	37	15
Tremonton Athletic Club	W	41	21
Utah	RM	L	26 27
BYU	W	45	43
Montana State	RM	W	58 24
Montana State	RM	W	35 14
Utah	RM	L	29 37
BYU	RM	L	28 30
Brigham Young College	L	23	25

1921-22

Record: 8-3 Rocky Mountain: 3-3, 3rd place (Western Div.)

Montana Mines	W	36	17
Montana State	RM	W	47 24
Montana State	RM	W	49 33
Mt. St. Charles	W	38	15
Preston Athletic Club	W	41	25
Western Athletic Club	W	39	37
BYU	RM	L	22 39
Utah	RM	L	41 43
Preston Athletic Club	W	55	15
BYU	RM	W	36 34
Utah	RM	L	27 30

1922-23

Record: 8-4 Rocky Mountain: 4-4, 1-2nd place (Western Div.)

Montana State	W	42	27
Montana State	W	40	30
BYU	W	55	19
BYU	W	36	30
Utah	W	40	35
Utah	L	26	29
BYU	W	23	22
BYU	L	26	37
Utah	L	32	38
Utah	L	30	44
Denver	W	67	36
Denver	W	59	37

1923-24

Record: 6-6 Rocky Mountain: 3-5, 3rd place (Western Div.)

Montana Mines	W	26	17
Montana Mines	W	29	11
Montana State	RM	W	24 21
Montana State	RM	L	12 19
Utah	RM	W	37 23
Utah	RM	L	27 32
BYU	W	43	36
BYU	RM	L	21 38
BYU	RM	L	27 30
BYU	L	25	32
Utah	RM	L	22 44
Utah	RM	W	40 30

1924-25

Record: 12-7 Rocky Mountain: 5-5, 1-2nd place (Western Div.)

BYU	RM	L	26 29
BYU	RM	W	42 22
Utah	RM	L	30 33
Utah	RM	W	26 22
Montana State	RM	W	38 37
Montana State	RM	L	23 27
BYU	RM	L	36 48
BYU	RM	L	23 24
Southern Cal	W	31	23
Southern Cal	L	21	34
Los Angeles Athletic Club	W	43	12
Los Angeles Athletic Club	L	27	32
Occidental College	W	38	20
Lincoln Athletic Club	W	80	11
San Diego DeMolay	W	31	21
Pacific Athletic Club	W	39	13
Southern Cal Freshmen	W	30	28
Utah	RM	W	33 21
Utah	RM	W	60 23



All-Time Results



1925-26

Record: 13-5 Rocky Mountain: 8-4, 1st place (Western Div.)
Rocky Mountain Conference Champion

Southern Cal		L	28	82
Southern Cal		W	52	17
Montana State	RM	W	35	30
Montana State	RM	W	40	23
Yellow Cab		W	48	15
BYU	RM	W	49	31
BYU	RM	L	32	35
Utah	RM	W	50	26
Utah	RM	W	33	28
Utah	RM	W	40	31
Utah	RM	L	36	49
BYU	RM	L	43	52
BYU	RM	W	36	34
Montana State	RM	W	61	44
Montana State	RM	L	26	38
Colorado State College		W	39	23
Colorado State College		W	48	22
Colorado State College		W	40	27

1926-27

Record: 11-3 Rocky Mountain: 9-3, 2nd place (Western Div.)

Idaho College		W	66	16
BYU	RM	W	50	48
BYU	RM	W	62	34
Montana State	RM	L	29	35
Montana State	RM	L	24	40
Idaho All-Stars		W	46	22
Utah	RM	W	34	28
Utah	RM	W	35	33
Utah	RM	W	41	33
Utah	RM	W	39	35
Montana State	RM	W	40	34
Montana State	RM	L	42	44
BYU	RM	W	44	38
BYU	RM	W	42	25

1927-28

Record: 7-7 Rocky Mountain: 5-7, 1-2nd (Western Div.)

Utah	RM	L	36	37
Utah	RM	L	24	37
Montana State	RM	L	39	57
Montana State	RM	W	47	44
Mt. St. Charles		W	43	30
Mt. St. Charles		W	47	34
BYU	RM	L	34	49
BYU	RM	W	39	31
Montana State	RM	L	42	55
Montana State	RM	L	35	39
BYU	RM	W	52	41
BYU	RM	W	48	42
Utah	RM	L	35	39
Utah	RM	W	42	23

1928-29

Record: 8-10 Rocky Mountain: 4-8, 3rd place (Western Div.)

Vico Oil		W	43	34
North Dakota		L	19	24
Mt. St. Charles		W	60	33
Mt. St. Charles		W	41	27
Montana State	RM	L	38	57
Montana State	RM	W	47	43
Utah	RM	L	39	49
Utah	RM	L	34	35
BYU	RM	L	45	53
BYU	RM	L	34	46
Montana State	RM	L	29	53
Montana State	RM	L	25	69
Mt. St. Charles		W	37	28
Mt. St. Charles		L	34	44
Utah	RM	W	42	27
Utah	RM	W	44	37
BYU	RM	L	45	49
BYU	RM	W	52	50

1929-30

Record: 15-7 Rocky Mountain: 7-5, 1-1st place (Western Div.)
Rocky Mountain Conference Champion

38th Infantry		W	60	9
Union Pacific		W	61	37
Wyoming		W	31	29
Southern Cal		W	32	29
Southern Cal		L	38	43
Whittier		W	46	12
Utah	RM	W	47	40
Utah	RM	W	40	38
BYU	RM	W	39	37
BYU	RM	L	37	53
Montana Mines		W	38	22
Montana State	RM	L	44	53
Montana State	RM	L	37	62
Utah	RM	L	45	47
Utah	RM	W	45	38
BYU	RM	L	36	49
BYU	RM	W	55	41
Montana State	RM	W	41	34
Montana State	RM	W	48	40
Montana State		W	40	35
Montana State		L	40	43
Montana State		W	37	29

1930-31

Record: 13-7 Rocky Mountain: 7-5, 1-2nd place (Western Div.)

Deseret News		W	87	42
Armour Creamery		W	82	18
Branch Agriculture College		W	60	29
Branch Agriculture College		W	60	30
Southern Cal		L	17	25
Southern Cal		W	33	25
Los Angeles Athletic Club		L	27	42
Pacific Coast Athletic Club		W	49	34
Utah	RM	W	39	28
Utah	RM	W	45	39
Montana State	RM	W	33	29
Montana State	RM	W	31	29
BYU	RM	W	61	59
BYU	RM	L	39	45
Utah	RM	L	39	43
Utah	RM	L	39	41
BYU	RM	L	51	61
BYU	RM	L	40	53
Montana State	RM	W	50	49
Montana State	RM	W	45	31

1931-32

Record: 7-15 Rocky Mountain: 2-10, 4th place (Western Div.)

Gila College		W	52	33
Los Angeles Athletic Club		L	26	31
California		W	39	27
California		W	33	20
California		L	21	30
Pasadena Athletic Club		L	36	38
Long Beach Athletic Club		L	23	40
Long Beach Athletic Club		L	29	32
Branch Agriculture College		W	25	15
Montana State	RM	W	48	26
Montana State	RM	L	20	29
BYU	RM	W	47	45
BYU	RM	L	37	40
Utah	RM	L	31	46
Utah	RM	L	30	45
Montana State	RM	L	31	33
Montana State	RM	L	26	37
Utah	RM	L	29	36
Utah	RM	L	40	42
BYU	RM	L	32	39
BYU	RM	L	50	63
United Billiards		W	54	43

1932-33

Record: 10-12 Rocky Mountain: 3-8, 3rd place (Western Div.)

Texaco Oil		W	65	29
United Billiards		W	56	43
Piggly Wiggly of Logan		W	69	49
Combined Teams		W	78	19
Branch Agriculture College		W	44	24
Hancock Oil		L	36	44
UCLA		L	39	54
Southern Cal		L	33	38
Pasadena Majors		L	35	52
Montana State	RM	W	42	33
Utah	RM	L	37	55
Utah	RM	L	33	38
BYU	RM	W	40	33
BYU	RM	L	44	59
Utah	RM	L	37	48
Utah	RM	L	49	54
Montana State	RM	L	42	57
Montana State	RM	W	50	19
BYU	RM	L	30	37
BYU	RM	L	36	48
House of David		W	53	36
House of David		W	62	46

1933-34

Record: 14-6 Rocky Mountain: 8-5, 2nd place (Western Div.)

Clark Insurance		W	81	65
Ogden Boosters		W	48	42
Denver Athletic Club		W	57	51
Colorado College	RM	W	44	23
Pasadena Majors		W	51	28
Pasadena Majors		W	40	22
Stanford		W	46	35
California		L	31	49
BYU	RM	L	34	57
BYU	RM	L	35	42
Utah	RM	W	40	36
Utah	RM	W	32	24
Montana State	RM	W	39	33
Montana State	RM	W	42	34
Montana State	RM	W	31	29
Montana State	RM	W	34	26
BYU	RM	L	37	48
BYU	RM	W	43	35
Utah	RM	L	35	43
Utah	RM	L	44	51

1934-35

Record: 17-5 Rocky Mountain: 9-3, 1st place (Western Div.)
Rocky Mountain Conference Champion

Denver Athletic Club		W	59	55
Logan Elks		W	40	19
McMillan Ring-Frees		W	50	38
UCLA		W	44	39
Montana State	RM	W	50	31
Montana State	RM	W	46	40
Logan Elks		W	48	30
BYU	RM	L	38	39
BYU	RM	W	41	27
Utah	RM	W	58	53
Utah	RM	W	50	37
BYU	RM	W	48	47
BYU	RM	L	39	40
Montana State	RM	W	57	41
Montana State	RM	L	56	60
Utah	RM	W	55	43
Utah	RM	W	51	41
Colorado State College		W	54	34
Colorado State College		W	47	35
Colorado State College		L	42	45
Lambuth College		W	67	32
Italian Athletic Club		L	26	32

1935-36

Record: 17-9 Rocky Mountain: 9-3, 1st place (Western Div.)
Rocky Mountain Conference Champion

Nevada		W	48	33
Stanford		L	34	73
UCLA		W	43	32
San Jose State		W	40	36
Oregon		L	34	50
San Francisco		L	32	35
UCLA		L	36	40
UCLA		W	44	34
Utah	RM	W	50	45
Utah	RM	W	46	41
Utah	RM	W	45	29
BYU	RM	W	36	35
BYU	RM	W	37	33
BYU	RM	L	32	39
BYU		W	51	41
Montana State	RM	L	33	37
Montana State	RM	W	37	34
Montana State	RM	W	74	37
Montana State		W	58	42
Wyoming	RM	W	42	32
Wyoming	RM	W	42	28
Wyoming	RM	L	33	48
Kansas	OP	L	37	39
Kansas	OP	W	42	37
Kansas	OP	W	50	33
Wilmering YMCA	OP	L	48	62

1936-37

Record: 6-9 Rocky Mountain: 5-7, 1-3rd place (Western Div.)

Cache Valley All-Stars		W	32	30
BYU	RM	W	40	31
BYU	RM	L	46	49
Manhattan		L	32	39
Penn. Athletic Club		L	29	38
Montana State	RM	L	35	40
Montana State	RM	W	42	41
Utah	RM	W	51	40
Utah	RM	W	41	39
BYU	RM	L	45	55
BYU	RM	W	47	38
Montana State	RM	L	35	40
Montana State	RM	L	42	54
Utah	RM	L	30	73
Utah	RM	L	43	59

1937-38

Record: 11-9

Ecker Studio College		L	55	59
Ecker Studio College		W	63	45
Watkins Motor		W	66	47
Ecker Studio College		L	56	59
Hastings College		W	61	37
Cache Valley All-Stars		W	73	57
Nevada		W	65	37
Ecker Studio College		L	57	62
Wyoming		L	32	44
Colorado State		W	57	34
BYU		W	60	53
Wyoming		L	55	57
Utah		L	35	59
Colorado State		W	62	52
Denver		W	75	48
Colorado		L	35	59
Colorado		W	59	58
Denver		W	48	46
Utah		L	47	63
BYU		L	50	58

1938-39

Record: 18-6 • NCAA Tournament (1-1)



Lower Row (L-R): Head Coach E.L. Romney, Manager Charles Jenkins, Assistant Coach Ken Vanderhoff. **Sitting (L-R):** Lloyd Jacobsen, Stan Cook, Calvin Agricola, Ray Lindquist, Leonard James, John Broberg, Roland Reading, Bus Bingham. **Standing (L-R):** Austin Hughes, Bill Evans, Harold Simpson, Ed Izatt, Floyd Morris, Clyde Morris, Charlie Clark, Howard Stone, Max Wilkins, Earl Winger.

1938-39

Record: 18-6

NCAA Tournament Participant

Team Participant		W	39	31
Watts All-Stars		W <td>50</td> <td>22</td>	50	22
Mint Cafe		W <td>61</td> <td>35</td>	61	35
Ecker Studio College		W <td>56</td> <td>28</td>	56	28
Weber Junior College		W <td>45</td> <td>36</td>	45	36
Montana		W <td>44</td> <td>32</td>	44	32
Montana		W <td>66</td> <td>28</td>	66	28
Weber Junior College		W <td>92</td> <td>16</td>	92	16
Kurley Killowatts		W <td>43</td> <td>36</td>	43	36
Nevada		L <td>35</td> <td>42</td>	35	42
California		W <td>54</td> <td>46</td>	54	46
BYU		W <td>44</td> <td>37</td>	44	37
Colorado State		L <td>18</td> <td>46</td>	18	46
Colorado State		W <td>52</td> <td>34</td>	52	34
Utah		W <td>53</td> <td>46</td>	53	46
Colorado		L <td>43</td> <td>56</td>	43	56
Utah		L <td>45</td> <td>67</td>	45	67
Wyoming		W <td>47</td> <td>45</td>	47	45
Denver		W <td>64</td> <td>47</td>	64	47
Denver		W <td>54</td> <td>39</td>	54	39
Wyoming		L <td>41</td> <td>50</td>	41	50
BYU		W <td>53</td> <td>38</td>	53	38
Oklahoma	NCAA	L <td>39</td> <td>50</td>	39	50
Texas	NCAA	W <td>51</td> <td>49</td>	51	49

1939-40

Record: 11-7

Clark's All-Stars	W	64	44
Oregon State	L	38	39
Oregon State	L	39	41
College of Idaho	W	60	35
California	W	43	33
St. Mary's (Calif.)	W	41	32
Colorado	W	31	28
Wyoming	W	46	33
Denver	W	36	27
Denver	L	46	56
Wyoming	W	30	27
BYU	W	55	35
Utah	W	36	29
BYU	L	43	49
Colorado	L	38	44
Colorado State	L	52	56
Colorado State	W	58	42
Utah	L	40	41

1940-41

Record: 5-16

Ogden Pioneers	W	48	33
Watts All-Stars	W	39	38
Oregon State	L	26	43
Oregon State	L	34	39
California	L	43	47
Watts All-Stars	W	52	49
St. Mary's (Calif.)	L	42	44
San Jose State	L	41	55
Stanford	L	33	64
BYU	L	34	66
Colorado State	W	34	27
Colorado	L	34	41
Colorado State	L	31	40
Utah	L	21	44
Colorado	L	32	43

Wyoming	L	35	41
Denver	L	44	45
Denver	L	34	43
Wyoming	L	32	50
BYU	W	48	47
Utah	L	27	49

Coach:

Robert W. Burnett
(1942)

6-10, .375, One Season

1941-42

Record: 6-10

Weber Junior College	W	56	36
Willamette	W	38	31
Oregon State	L	30	45
Eastern Oregon	W	56	42
BYU	L	24	54
Colorado	L	31	49
Denver	W	34	18
Utah	L	35	53
Colorado State	W	47	34
Colorado State	W	41	26
Wyoming	L	43	60
Denver	L	39	54
BYU	L	52	57
Utah	L	39	49
Wyoming	L	54	73
Colorado	L	46	57

Coach:

D.D. Young
(1943, 1945)

23-17, .575, Two Seasons

1942-43

Record: 14-7

Ft. Douglas	W	83	24
Cache Valley All-Stars	W	85	53
Weber Junior College	W	62	38
Idaho State	W	66	41
Ricks College	W	74	53
Montana	L	44	48
Montana State	W	47	38
Montana	L	43	44
Montana State	L	39	42
Idaho State	W	52	46
Weber Junior College	W	63	52
Armstrong	W	63	43
Logan Marines	W	57	38
BYU	W	43	38
BYU	L	41	58
Utah	W	50	44
Utah	L	28	46
Utah	W	51	42
Utah	W	55	52
BYU	L	38	44
BYU	L	59	63

1943-44

No competition.

1944-45

Record: 9-10

Cache Coaches	W	50	38
Idaho Southern	W	51	43
Weber Junior College	W	79	29
Weber Junior College	W	63	22
Ft. Douglas	W	64	40
Kearns	L	48	50
Montana State	L	40	41
Montana State	W	68	30
Idaho Southern	L	49	54
Utah	L	47	62
Colorado	L	32	62
BYU	L	41	50
Colorado	L	46	50
Utah	L	59	80
Wyoming	W	44	36
Denver	W	80	53
Denver	W	72	53
Wyoming	L	49	52
BYU	L	37	64

Coach:

H.B. Lee
(1946-47)

21-22, .488, Two Seasons

1945-46

Record: 7-12

Weber Junior College	W	64	48
Clearfield	W	50	23
Montana	W	37	36
Idaho	L	33	55
Weber Junior College	L	41	47
Idaho Southern	W	47	32
Idaho Southern	W	49	39
BYU	L	41	47
BYU	L	48	64
Denver	L	37	45
Denver	W	62	35
Colorado	L	39	59
Colorado	L	33	42
Colorado State	L	36	43
Colorado State	W	35	34
Utah	L	44	69
Utah	L	31	34
Wyoming	L	30	45
Wyoming	L	52	66

1946-47

Record: 14-10

Weber Junior College	W	66	35
Idaho Southern	W	51	31
Washington State	W	50	44
San Francisco	W	44	35
Montana State	W	54	50
Weber Junior College	L	44	53
Bradley	L	53	72
Springfield	W	63	55
American Institute	W	58	40
St. Joseph's (Pa.)	L	48	52
Long Island University	L	38	56
Colorado	L	45	56
Denver	W	45	44
Utah	W	50	49
Wyoming	L	34	43
Colorado	W	40	34
Colorado State	W	55	38
Colorado State	W	43	35
Wyoming	L	45	60
Utah	L	41	55
BYU	L	40	62
Denver	L	39	44
BYU	W	52	49
Hawaii	W	51	37



Coach:
Joe Whitesides

(1948-50)

35-54, .393

Three Seasons

1947-48

Record: 8-16

Idaho State	W	49	42
Montana State	L	58	66
Montana State	L	50	57
Montana State	W	42	36
San Francisco	L	54	55
Montana	W	63	58
St. Bonaventure	W	51	47
CCNY	L	46	82
Duquesne	L	43	65
Lawrence Tech	W	62	58
Western Kentucky	L	49	80
Loras	L	48	55
BYU	W	68	65
Montana	L	64	68

Seven Straight 23-Win Seasons



All-Time Results



Montana	L	65	78
Utah	W	44	42
Denver	L	51	59
BYU	L	47	66
Utah	L	29	55
Colorado State	W	64	45
Wyoming	L	40	46
Colorado State	L	51	65
Denver	L	54	71
Wyoming	L	27	39

1948-49

Record: 10-21

Idaho State	W	47	39
Oregon State	L	38	52
Idaho	W	38	37
Montana	W	75	67
Montana State	W	64	37
California	L	57	72
San Jose State	L	41	61
San Jose State	W	47	37
Regis	L	42	51
Wichita State	W	43	39
Emporia State	L	63	73
Denver	L	50	52
Denver	W	57	48
Colorado State	W	50	43
Colorado State	W	64	52
BYU	L	51	60
BYU	L	46	64
Denver	L	57	59
Denver	L	54	83
Colorado State	L	55	57
Utah	L	58	64
Utah	L	42	61
BYU	W	58	54
BYU	L	54	67
Wyoming	L	55	66
Wyoming	L	31	45
Utah	L	52	62
Utah	L	40	58
Colorado State	L	62	63
Wyoming	L	44	63
Wyoming	L	44	65

1949-50

Record: 17-17

Idaho State	W	65	55
Oregon	L	72	86
Southern Cal	L	43	50
Denver	L	39	60
Colorado State	W	58	43
Regis	L	41	50
Idaho State	W	72	43
Lawrence Tech	W	69	59
Montana State	W	65	56
Montana State	W	64	54
Tennessee	L	62	66
Pittsburgh	W	54	50
Iowa	L	60	62
Kansas State	L	45	70
Denver	L	51	56
Denver	W	59	47
Colorado State	W	38	33
Utah	W	54	51
Utah	W	68	50
BYU	L	41	71
BYU	L	47	48
Wyoming	W	43	36
Wyoming	L	28	32
Colorado State	W	48	46
Utah	W	73	52
Utah	L	36	49
Colorado State	W	49	36
Wyoming	L	42	48
Wyoming	L	33	59
BYU	L	46	60
BYU	L	35	63
Colorado State	W	54	48
Denver	W	52	44
Denver	L	50	53



Coach:
H. Cecil Baker
(1951-61)
158-141, .528
11 Seasons

1950-51

Record: 12-22

Idaho State	W	67	54
Idaho State	W	69	54
Montana State	W	70	62
Colorado	W	46	43
Oregon	L	64	66
Kansas	L	38	59
Iowa State	L	41	52
Hamline	L	64	82
Montana	W	67	59

Wyoming	L	49	69
Denver	L	48	63
Colorado State	W	63	62
BYU	L	59	72
BYU	W	72	68
Denver	L	63	65
Denver	L	51	56
Idaho	L	53	69
Colorado State	L	59	60
Wichita State	W	56	50
Kansas State	L	56	66
Utah	W	51	50
Utah	L	48	61
BYU	L	57	83
BYU	L	42	51
Utah	W	53	35
Utah	L	44	52
Colorado State	W	50	49
Colorado State	L	64	67
Wyoming	L	54	55
Wyoming	L	51	58
Denver	W	66	60
Denver	L	73	80
Wyoming	L	52	69
Wyoming	L	49	53

1951-52

Record: 17-14

Idaho State	W	51	50
Idaho State	L	53	62
Arizona State	W	85	70
Sacramento State	W	68	64
Nevada	W	51	50
Pacific	W	64	54
San Jose State	L	54	59
Sacramento State	L	49	60
San Francisco State	W	73	60
Los Angeles State	L	58	60
Pepperdine	L	53	71
Santa Clara	L	62	63
Montana	L	72	74
Colorado State	W	46	41
Wyoming	L	39	69
Wyoming	W	53	47
Utah	L	45	57
BYU	W	57	40
New Mexico	W	68	51
New Mexico	W	62	58
Denver	L	46	62
Colorado State	W	85	69
BYU	W	67	63
Denver	W	82	60
Utah	L	70	79
Montana State	L	60	79
Montana State	L	53	57
Regis	W	77	65
Montana	W	72	68
Clarion State	W	85	68
Lawrence Tech	L	62	71

1952-53

Record: 17-13

Colorado	L	64	81
Colorado	L	66	70
Idaho State	W	62	50
Idaho State	L	48	63
Washington State	W	72	65
Montana State	W	76	74
Montana State	W	66	60
Gonzaga	L	72	83
Eastern Washington	L	69	71
New York University	HFT	W	67
Miami (Ohio)	HFT	W	79
Manhattan	HFT	W	59
BYU	L	66	72
Wyoming	L	54	64
Colorado State	L	76	78
Utah	W	62	58
San Jose State	W	63	59
San Jose State	L	55	69
Utah	L	68	75
BYU	L	60	77
Montana	W	87	78
Denver	W	83	73
New Mexico	W	76	70
Colorado State	W	74	61
Wyoming	W	58	56
Denver	W	69	62
New Mexico	L	91	99
Gonzaga	W	83	64
Gonzaga	W	67	65
Montana	L	61	76

1953-54

Record: 14-13

Portland	W	70	68
Portland	W	94	78
Nevada	W	65	63
Nevada	W	81	65
Montana State	L	60	70
Montana State	W	77	66
Idaho State	L	44	53

Idaho State	L	66	74
Eastern Washington	W	98	47
New York University	L	67	86
St. Joseph's (Pa.)	W	71	64
Washington (Mo.)	L	62	64
Illinois	L	61	88
Utah	L	58	71
Wyoming	L	54	65
Colorado State	L	60	68
BYU	W	73	68
Utah	L	62	74
BYU	L	63	75
Colorado State	W	64	58
Denver	L	60	65
New Mexico	L	74	97
Wyoming	W	62	46
Montana	W	70	66
Denver	W	67	55
New Mexico	W	65	55
Montana	W	85	56

1954-55

Record: 15-7

Idaho State	L	67	71
Idaho State	W	66	58
Washington State	L	68	69
Washington State	W	73	72
Idaho	L	88	90
Baylor	W	80	61
Montana State	W	78	61
Montana State	W	78	74
Colorado State	W	75	65
Wyoming	L	60	65
Utah	L	55	88
BYU	W	62	58
Montana	W	86	61
Utah	W	62	60
New Mexico	W	89	63
Denver	W	65	64
Colorado State	W	72	66
Wyoming	L	48	68
BYU	W	76	71
Denver	L	73	77
New Mexico	W	79	68
Montana	W	79	70

1955-56

Record: 13-13

Idaho State	W	68	64
Idaho State	W	69	58
Eastern Washington	L	62	85
Gonzaga	W	92	91
Washington State	W	68	65
Idaho	L	71	76
Montana State	W	64	59
Montana State	L	81	85
Utah	L	55	74
Kentucky Wesleyan	L	73	84
Pacific	W	71	64
Pittsburgh	L	81	84
Washington (Mo.)	L	61	82
Wyoming	W	63	61
Colorado State	W	79	58
Montana	L	60	62
BYU	W	63	56
Denver	W	76	74
New Mexico	W	75	62
BYU	L	62	92
Wyoming	L	73	95
Colorado State	W	84	80
Montana	W	73	67
Utah	L	68	75
Denver	L	80	110
New Mexico	L	63	74

1956-57

Record: 11-13

Idaho State	L	60	66
Seattle	L	59	66
Idaho State	L	60	68
Eastern Washington	W	68	55
Whitworth	L	49	67
Washington State	W	58	57
Idaho	L	50	64
Idaho	W	61	58
Montana State	L	83	100
Montana State	W	78	73
Utah	W	68	64
Montana	W	80	79
Wyoming	L	78	86
Colorado State	L	72	89
BYU	W	76	75
BYU	L	76	93
Denver	L	66	69
New Mexico	W	84	73
Wyoming	W	76	62
Colorado State	L	65	67
Montana	L	67	78
Utah	L	90	92
Denver	W	64	60
New Mexico	W	69	61

1961-62

Record: 22-7 • NCAA Tournament (1-2)



Front Row (L-R): Randy Dow, Bill Puzey, Cornell Green, Phil Johnson, Mike Casey, Russ O'Leary, Darnell Haney.
Back Row (L-R): Assistant Coach Ev Sorensen, Norvel "Nog" Hansen, Joe Watts, Reid Goldsberry, Dennis Nate, Darrell Garn, Mark Hansen, Ron De Leon, Don Holman, Head Coach Ladell Anderson.

Georgia Tech	BGT	N1	W	67	62
New Mexico State		H	W	74	65
Los Angeles State		H	W	110	88
Kent State		H	W	83	62
Texas Christian	ACT	N2	W	87	61
Wichita State	ACT	N2	L	63	73
New York University	ACT	N2	W	57	45
Utah		H	L	70	85
Wyoming		A	L	73	86
Colorado State		A	L	44	81
Montana		H	W	58	57
BYU		A	L	57	75
Denver		A	L	61	67
New Mexico		A	L	68	75
BYU		H	W	94	73
Colorado		H	L	60	64
Wyoming		H	W	73	61
Montana		A	L	58	66
Utah		A	L	84	96
New Mexico		H	W	108	78
Denver		H	L	72	77

N1-Louisville, Ky.
N2-Oklahoma City, Okla.



Coach:
Ladell Andersen
(1962-71)
173-96, .643
10 Seasons

1957-58

Record: 4-20
Home: 3-6 Away: 1-14

Portland	A	L	62	86
Oregon	A	L	53	63
Oregon	A	L	49	78
Montana State	H	L	66	75
Montana State	H	W	82	70
Washington (Mo.)	A	L	53	63
Dayton	A	L	47	66
Kentucky	A	L	64	92
Idaho	A	L	63	64
Idaho	A	L	66	75
Utah	A	L	57	81
Wyoming	H	L	70	71
Colorado State	H	L	62	84
Montana	A	L	47	59
BYU	H	L	55	67
Denver	H	W	72	68
New Mexico	H	W	60	46
BYU	A	L	66	69
Colorado State	A	L	56	74
Wyoming	A	L	68	72
Montana	H	L	75	77
Utah	H	L	78	87
New Mexico	A	W	78	68
Denver	A	L	68	74

Washington State	H	W	72	58		
Pacific	H	W	77	67		
Idaho	A	L	56	57		
Idaho	A	W	73	61		
Niagara	ACT	N1	W	75	65	
Wichita State	ACT	N1	W	75	68	
Oklahoma City	ACT	A	W	75	59	
Utah	A	W	73	61		
Wyoming	H	W	88	60		
Colorado State	H	W	73	65		
Montana	A	W	83	75		
BYU	H	W	84	53		
Denver	H	W	99	69		
New Mexico	H	W	86	59		
BYU	A	W	75	64		
Colorado State	A	L	60	68		
Wyoming	A	W	81	67		
Montana	H	W	89	63		
Utah	H	L	75	77		
New Mexico	A	W	103	72		
Denver	A	W	76	71		
Villanova	NIT	N2	W	OT	73	72
Providence	NIT	N2	L	62	68	
St. Bonaventure	NIT	N2	W	99	83	

N1-Oklahoma City, Okla.
N2-New York, N.Y.

N1-Oklahoma City, Okla.
N2-New York, N.Y.

1960-61

Record: 12-14
Home: 8-3 Away: 1-9 Neutral: 3-2

Home: 8-3 Away: 1-9 Neutral: 3-2					
New York University	A	W	67	65	
Detroit	A	L	68	70	
Nebraska	A	L	60	65	
South Dakota State	H	W	91	78	
Western Kentucky	BGT	N1	L	72	86

1961-62


Record: 22-7
Home: 11-2 Away: 9-1 Neutral: 2-4
NCAA Tournament Participant

Los Angeles State	A	W	72	67	
Arizona	A	W	67	54	
Idaho State	A	W	67	63	
Loyola (Calif.)	H	W	105	91	
Idaho State	H	W	86	71	
San Jose State	H	W	72	58	
San Francisco State	H	W	90	60	
Pacific	H	W	77	64	
Southern Cal	H	L	72	74	
Oklahoma City	ACT	N1	W	80	71
Houston	ACT	N1	L	46	51
Wichita State	ACT	N1	L	88	90
Utah	A	L	72	77	
Colorado State	H	W	69	59	
Wyoming	H	W	72	59	
Montana	A	W	62	57	
BYU	H	W	88	69	
New Mexico	H	W	76	64	
Denver	H	W	83	79	
BYU	A	W	80	70	
Wyoming	A	W	78	65	
Colorado State	A	W	77	70	
Utah	H	L	76	78	
Montana	H	W	66	62	
Denver	A	W	82	64	
New Mexico	A	W	88	77	
Arizona State	NCAA	N2	W	78	73
UCLA	NCAA	N3	L	62	73
Pepperdine	NCAA	N3	L	71	75
N1-Oklahoma City, Okla.					
N2-Covallis, Ore.					
N3-Provo, Utah					

N1-Oklahoma City, Okla.
N2-Covallis, Ore.
N3-Provo, Utah

1962-63

Record: 20-7 • NCAA Tournament (0-1)



Front Row (L-R): Trainer Red Burnett, Gary Watts, Reid Goldsberry, Mark Hasen. **Middle Row (L-R):** Head Coach Ladell Anderson, Bill Puzey, Rufus Hawkins, Joe Warfel, Ralph Hanson, Assistant Coach Ev Sorensen. **Back Row (L-R):** Curtis Jensen, Mike Casey, Kent Jensen, Larry Angle, Phil Johnson, Troy Collier, Wayne Estes, Manager Dick Curry.

1959-60

Record: 24-5
Home: 9-1 Away: 11-3 Neutral: 4-1
National Invitation Tournament Participant

Idaho State	H	W	86	67
Seattle	A	W	85	73
Portland	A	W	74	67
Iowa State	A	W	71	66
Drake	A	L	73	83

1963-64

Record: 21-8 • NCAA Tournament (1-2)



Front Row (L-R): Kent Hunsaker, Rudy Castruita, Gary Watts, Myron Long, Le Roy Walker. **Middle Row (L-R):** Charlie Buckner, Ralph Hanson, Mickey Dittfebrand, George Moffitt, Gene Widmer, Steve Jones, Delano Lyons. **Back Row (L-R):** Trainer Red Burnett, Assistant Coach Ev Sorensen, Assistant Coach Mark Hansen, Larry Angle, Troy Collier, Wayne Estes, Manager Dick Curry, Head Coach Ladell Anderson.

1962-63

Record: 20-7

Home: 12-1 Away: 7-4 Neutral: 2-2

NCAA Tournament Participant

Ohio State	A	L	50	62	
Butler	A	W	80	74	
Montana State	H	W	79	72	
Montana State	H	W	85	66	
Texas Western	H	L	59	66	
Regis	H	W	83	75	
San Diego State	H	W	101	57	
Iowa State	H	W	87	52	
Michigan State	H	W	102	87	
UCLA	N1	L	75	89	
Washington	N1	W	71	60	
Southern Cal	N1	W	78	65	
Utah	H	W	97	69	
BYU	H	W	69	58	
Montana	A	W	84	58	
Colorado State	H	W	75	68	
Denver	H	W	88	62	
BYU	A	W	70	67	
Utah	H	W	97	69	
Montana	H	W	85	67	
Texas Western	A	L	55	57	
New Mexico State	A	W	78	48	
Air Force	A	L	65	66	
Denver	A	W	74	70	
Creighton	H	W	69	68	
Colorado State	A	L	60	67	
Arizona State	NCAA	N2	L	75	79

N1-Los Angeles, Calif.

N2-Eugene, Ore.

1963-64

Record: 21-8

Home: 13-1 Away: 7-5 Neutral: 1-2

NCAA Tournament Participant

Nov. 30	Loyola (Calif.)	H	W	97	85
Dec. 2	Fresno State	H	W	102	71
Dec. 10	Texas A&M	H	W	94	71
Dec. 14	Creighton	A	L	2OT	91 96
Dec. 16	Iowa State	A	L	68	77
Dec. 20	New Mexico State	H	W	115	75
Dec. 21	Arizona	H	W	64	60
Dec. 23	Bradley	H	W	95	90
Dec. 28	Ohio State	H	W	79	66
Jan. 6	Utah	H	W	84	72
Jan. 10	Air Force	H	W	83	73
Jan. 18	Montana	A	W	98	70
Jan. 24	Colorado State	H	W	85	70
Jan. 25	BYU	H	W	105	90
Jan. 31	BYU	A	W	90	73
Feb. 1	Utah	A	L	67	79
Feb. 3	Denver	H	W	75	56
Feb. 7	Montana State	A	W	OT	77 73
Feb. 8	Montana State	A	W	88	80
Feb. 15	Colorado State	A	W	OT	85 84
Feb. 17	Denver	A	W	74	72
Feb. 20	Seattle	H	L	94	96
Feb. 24	Montana	H	W	103	81
Feb. 28	LaSalle	A	L	85	90
Feb. 29	American	A	W	125	100
Mar. 3	Providence	A	L	75	85
Mar. 10	Arizona St.	NCAA	N1	W	92 90
	San Francisco	NCAA	N2	L	58 64

Seattle	NCAA	N2	L	78	88
N1-Eugene, Ore.					
N2-Corvallis, Ore.					

1964-65

Record: 13-12

Home: 10-3 Away: 2-8 Neutral: 1-1

Dec. 1	Idaho State	H	W	107	60
Dec. 4	Butler	H	W	88	84
Dec. 5	Loyola (Calif.)	H	W	96	69
Dec. 7	Pacific	H	W	98	74
Dec. 14	Nevada	H	W	101	80
Dec. 17	Bradley	A	L	69	75
Dec. 19	Minnesota	A	L	69	88
Dec. 21	San Jose State	H	W	86	73
Dec. 23	San Francisco	A	L	71	86
Dec. 29	Arizona State RC	N1	W	98	96
Dec. 30	Boston College RC	N1	L	OT	118 120
Jan. 7	Utah	A	W	86	84
Jan. 9	BYU	H	L	90	99
Jan. 16	Colorado State	H	L	78	89
Jan. 21	Texas Western	A	L	62	68
Jan. 23	Arizona State	A	L	93	99
Jan. 30	Utah	H	L	104	111
Feb. 6	BYU	A	L	80	89
Feb. 8	Denver	H	W	91	62
Feb. 18	Denver	A	W	67	66
Feb. 20	Colorado State	A	L	74	89
Feb. 22	Seattle	H	W	71	67
Feb. 25	Montana State	H	W	98	71
Mar. 1	Portland	H	W	72	66
Mar. 4	Montana State	A	L	69	71

1965-66

Record: 12-14

Home: 8-6 Away: 2-7 Neutral: 2-1

Dec. 1	Montana State	H	W	102	68	
Dec. 3	Seattle	A	L	81	85	
Dec. 4	Idaho	A	L	85	88	
Dec. 6	Loyola (Calif.)	H	W	88	70	
Dec. 7	Centenary	H	W	89	73	
Dec. 13	Arizona State	H	W	88	81	
Dec. 15	Morehead State	H	W	90	63	
Dec. 18	San Francisco	H	L	66	76	
Dec. 21	Tulsa	H	L	66	67	
Dec. 23	Minnesota	H	W	97	72	
Dec. 28	Oregon	FWC	N1	W	77	66
Dec. 29	Stanford	FWC	N1	L	79	93
Dec. 30	Arizona State	FWC	N1	W	83	77
Jan. 7	Portland	A	W	83	75	
Jan. 13	Denver	H	L	72	79	
Jan. 15	Colorado State	H	L	63	72	
Jan. 22	BYU	A	L	81	115	
Jan. 27	LaSalle	H	W	109	97	
Jan. 29	Utah	H	L	79	94	
Feb. 5	Montana State	A	W	91	72	
Feb. 11	BYU	H	L	88	96	
Feb. 12	Utah	A	L	88	127	
Feb. 17	Seattle	H	W	84	74	
Feb. 25	Colorado State	A	L	64	74	
Feb. 26	Denver	A	L	81	100	
Feb. 28	Creighton	A	L	79	86	

N1 -Portland, Ore.

N1-Portland, Ore.

1966-67

Record: 20-6

Home: 14-1 Away: 6-4 Neutral: 0-1

National Invitation Tournament Participant

Dec. 2	Pepperdine	H	W	76	51
Dec. 3	Montana State	H	W	89	78
Dec. 5	Idaho	H	W	89	74
Dec. 9	Loyola (Calif.)	H	W	112	66
Dec. 16	Fresno State	H	W	76	64
Dec. 17	Providence	H	W	92	85
Dec. 21	Tulsa	A	L	52	67
Dec. 23	Wichita State	A	L	106	123
Dec. 27	Xavier	A	W	107	88
Jan. 6	BYU	A	L	66	92
Jan. 7	Utah	A	W	89	76
Jan. 14	Creighton	H	W	124	96
Jan. 16	Seattle	H	W	103	91
Jan. 21	Colorado State	H	W	83	70
Jan. 26	Hawai'i	H	W	106	64
Jan. 28	Utah	H	W	62	61
Feb. 4	BYU	H	W	113	88
Feb. 6	Denver	H	W	97	83
Feb. 9	Denver	A	W	82	81
Feb. 11	Arizona State	A	W	90	59
Feb. 18	Portland	H	W	86	63
Feb. 20	Texas Western	H	L 2OT	75	79
Feb. 25	Colorado State	A	L	75	80
Mar. 2	Montana State	A	W	84	83
Mar. 4	Seattle	A	W	77	76
Mar. 11	Rutgers	NIT N1	L	76	78
N1-New York					

N1-New York

1967-68

Record: 14-11

Home: 10-3 Away: 4-8

Dec. 2	Kansas	A	L	55	84	
Dec. 4	Xavier	A	W	87	85	
Dec. 6	Montana State	H	W	88	80	
Dec. 9	Utah	H	L	90	102	
Dec. 11	Evansville	H	W	116	88	
Dec. 16	Wichita State	H	W	102	83	
Dec. 19	San Jose State	H	W	110	93	
Dec. 21	Notre Dame	H	L	72	73	
Dec. 23	Missouri	H	W	87	81	
Dec. 27	St. Louis	LAC	A	L	78	97
Dec. 29	Minnesota	LAC	A	W	73	65
Dec. 30	Tennessee	LAC	A	L	66	85
Jan. 4	American University	H	W	94	78	
Jan. 6	BYU	A	L	98	104	
Jan. 13	Seattle	H	W	110	93	
Jan. 18	Denver	A	L	80	100	
Jan. 20	Colorado State	A	L	74	80	
Jan. 29	Montana State	A	W	95	87	
Feb. 1	BYU	H	L	103	118	
Feb. 3	Utah	A	L	92	106	
Feb. 10	Arizona State	H	W	96	80	
Feb. 17	Colorado State	H	W	96	75	
Feb. 24	Denver	H	W	98	96	
Mar. 2	Seattle	A	L	67	69	
Mar. 4	Portland	A	W	71	69	

1968-69

Record: 9-17

Home: 7-5 Away: 2-12

Nov. 30	Wyoming	A	L	88	113
Dec. 2	Missouri	A	L	87	97
Dec. 5	Seattle	H	L	80	90
Dec. 7	Washington	H	W	83	75
Dec. 11	Denver	A	W	81	79
Dec. 13	Wyoming	H	L	72	83
Dec. 14	Montana State	H	L	85	90
Dec. 20	Kansas	H	L	61	67
Dec. 23	San Jose State	H	W	84	83
Dec. 27	San Francisco	A	L	71	73
Dec. 28	Portland	A	W	81	65
Jan. 4	Colorado State	H	W	83	73
Jan. 9	Utah	A	L	89	107
Jan. 11	BYU	H	W	91	84
Jan. 16	Denver	H	W	102	87
Jan. 18	Arizona State	A	L	91	108
Jan. 25	West Texas State	H	L	92	102
Jan. 30	BYU	A	L	82	113
Feb. 1	Utah	H	W	95	92
Feb. 8	Seattle	A	L	66	68
Feb. 10	Montana State	A	L	76	86
Feb. 15	Notre Dame	A	L	82	108
Feb. 17	Colorado State	A	L	60	90
Feb. 22	Denver	H	W	94	78
Feb. 27	West Texas State	A	L	83	95
Mar. 1	St. Peter's	A	L	77	95

1969-70

Record: 22-7 • NCAA Tournament (2-1)



Front Row (L-R): Jeff Tebbs, Manager Kay Englestead, Assistant Coach Dale Brown, Head Coach Ladell Andersen, Assistant Coach Gordon "Dutch" Belnap, Dick Wade. **Back Row (L-R):** Terry Wakefield, Ed Epps, Ron Hatch, Marvin Roberts, Walter Bees, Tim Tollestrup, Chris Bean, John Erickson, Nate Williams, Paul Jeppesen.

1969-70

Record: 22-7

Home: 13-1 Away: 6-5 Neutral: 3-1

NCAA Tournament Participant

Dec. 1	Pepperdine	H	W	113	82	
Dec. 2	Sacramento State	H	W	85	65	
Dec. 6	Utah	A	W	90	72	
Dec. 8	St. Peter's	H	W	125	108	
Dec. 11	West Texas State	H	W	112	87	
Dec. 13	Washington	A	L	61	90	
Dec. 26	Wisconsin	MC	A	L	74	81
Dec. 27	Delaware	MC	N1	W	80	66
Jan. 5	Cal State Los Angeles	H	W	99	86	
Jan. 10	Seattle	H	W	105	86	
Jan. 15	BYU	H	W	97	94	
Jan. 17	Utah	H	W	106	98	
Jan. 19	Portland	H	W	95	83	
Jan. 22	Colorado State	A	L	66	80	
Jan. 24	California	A	W	68	63	
Jan. 31	Houston	H	W	91	84	
Feb. 3	Portland	A	W	111	68	
Feb. 7	New Mexico State	H	L	90	95	
Feb. 14	Denver	H	W	104	77	
Feb. 16	Arizona State	H	W	112	102	
Feb. 19	Denver	A	L	73	78	
Feb. 21	Seattle	A	W	82	81	
Feb. 23	Air Force	H	W	80	78	
Feb. 26	West Texas State	A	W	83	73	
Feb. 28	New Mexico State	A	L	92	104	
Mar. 4	BYU	A	W	86	73	
Mar. 7	UTEP	NCAA	N2	W	91	81
Mar. 12	Santa Clara	NCAA	N3	W	69	68
Mar. 14	UCLA	NCAA	N3	L	79	101

N1-Milwaukee

N2-Provo, Utah

N3-Seattle

1970-71

Record: 20-7

Home: 13-3 Away: 4-4 Neutral: 3-0

NCAA Tournament Participant

Dec. 1	Ohio State	H	W	95	89	
Dec. 2	West Texas State	H	L	78	81	
Dec. 5	Utah	H	W	94	77	
Dec. 7	UC Santa Barbara	H	W	66	64	
Dec. 10	Gonzaga	H	W	80	74	
Dec. 12	St. Francis	H	W	116	84	
Dec. 19	BYU	A	L	83	111	
Dec. 21	Fresno State	H	W	92	69	
Dec. 28	Bowling Green	ACT N1	W	65	62	
Dec. 29	Wichita State	ACT N1	W	84	78	
Dec. 30	LSU	ACT N1	W	97	81	
Jan. 9	Denver	H	W	82	73	
Jan. 11	Montana State	A	W	86	70	
Jan. 14	Portland	H	W	90	67	
Jan. 16	Seattle	H	W	104	81	
Jan. 21	Utah	A	W	102	92	
Jan. 23	BYU	H	W	72	70	
Jan. 25	Long Island University	H	W	82	74	
Jan. 30	Air Force	A	L	72	76	
Feb. 1	Montana State	H	W	98	68	
Feb. 6	New Mexico State	A	L	90	93	
Feb. 8	Tulane	A	W	103	81	
Feb. 13	Seattle	A	W	99	85	
Feb. 15	Denver	A	L	74	96	
Feb. 23	Weber State	H	L	62	63	
Feb. 27	New Mexico State	H	W	77	67	
Mar. 13	BYU	NCAA	H	L	82	91

N1-Oklahoma City, Okla.



Coach:
T.L. Plain
(1972-73)
28-24, .538
Two Seasons

1971-72

Record: 12-14

Home: 8-5 Away: 4-9

Dec. 1	Augustana	H	W	100	71	
Dec. 4	Utah	A	L	74	93	
Dec. 6	Ohio State	A	L	60	71	
Dec. 9	West Texas State	H	W	100	82	
Dec. 18	Kent State	H	W	68	61	
Dec. 20	Seattle	A	L	77	90	
Dec. 22	BYU	H	L	84	87	
Dec. 27	Arkansas	BBC	H	W	95	94
Dec. 28	Wyoming	BBC	H	L	85	92
Dec. 30	Colorado State	A	L	68	81	
Jan. 1	Evansville	A	W	90	89	
Jan. 8	Seattle	H	L	66	70	
Jan. 13	Weber State	H	L	67	69	
Jan. 20	Utah	H	L	59	66	
Jan. 22	BYU	A	L	82	101	
Jan. 27	Portland	A	W	87	84	
Jan. 31	California	H	W	96	87	
Feb. 5	New Mexico State	H	L	92	102	
Feb. 7	Montana State	A	W	87	86	
Feb. 12	Denver	H	W	97	74	
Feb. 21	Montana State	H	W	100	76	
Feb. 24	West Texas State	A	L	80	82	

1970-71

Record: 20-7 • NCAA Tournament (0-1)



Front Row (L-R): Assistant Coach Dale Brown, Bryan Pavlish, Pat Cooley, Ken Thompson, Jeff Tebbs, Terry Wakefield, Head Coach Ladell Anderson. **Back Row (L-R):** Trainer Dick Melhart, Assistant Coach Gordon "Dutch" Belnap, Ed Epps, Dave Andersen, Walter Bees, Lafayette Love, Marvin Roberts, Robert Lauriski, Ron Hatch, Nate Williams.

Feb. 26	New Mexico State	A	L	88	108
Feb. 28	Colorado State	H	W	93	84
Mar. 1	Weber State	A	W	67	65
Mar. 2	Denver	A	L	85	94

1972-73

Record: 16-10

Home: 12-3 Away: 4-7

Nov. 24	Colorado State	H	W	63	54
Nov. 25	Indiana State	H	W	OT	97
Dec. 1	Wisconsin-Stout	H	W	88	70
Dec. 4	Seattle	A	L	69	73
Dec. 9	Utah	H	W	78	67
Dec. 16	BYU	A	L	80	88
Dec. 20	San Francisco	H	L	77	82
Dec. 23	CS Fullerton	H	W	115	60
Dec. 29	LSU	BBC	H	W	104
Dec. 30	Pacific	BBC	H	W	102
Jan. 4	Southern Miss	A	W	OT	91
Jan. 6	Tulane	A	L	80	91
Jan. 8	Texas Tech	H	W	84	76
Jan. 11	Weber State	H	W	81	75
Jan. 13	Colorado State	A	L	70	87
Jan. 18	Utah	A	L	74	76
Jan. 20	BYU	H	L	69	79
Jan. 26	Nevada	A	W	94	88
Jan. 27	UC Santa Barbara	A	L	69	82
Feb. 3	Denver	A	W	91	84
Feb. 5	Seattle	H	W	108	82
Feb. 10	Denver	H	L	83	95
Feb. 17	Air Force	A	W	84	58
Feb. 24	Houston Baptist	H	W	97	78
Feb. 28	Weber State	A	L	67	75
Mar. 3	Idaho State	H	W	83	78



Coach:
Dutch Belnap
(1974-79)
106-58, .646
Six Seasons

1973-74

Record: 16-10

Home: 14-0 Away: 1-9 Neutral: 1-1

Nov. 30	Doane College	H	W	93	69
Dec. 1	Trinity	H	W	76	67
Dec. 3	Seattle	H	W	71	66
Dec. 8	Utah	A	L	85	93
Dec. 14	Temple VC	N1	L	61	70
Dec. 15	DePaul VC	N1	W	102	93
Dec. 17	Colorado State	H	W	74	67
Dec. 22	BYU	A	W	87	86
Dec. 29	Arizona State	A	L	72	76
Dec. 31	Texas Tech	A	L	65	75
Jan. 9	Colorado State	A	L	61	63
Jan. 10	Nevada	H	W	91	75
Jan. 11	Wyoming	A	L	67	73
Jan. 17	Utah	H	W	84	79
Jan. 19	BYU	H	W	93	86
Jan. 24	Weber State	H	W	87	64
Jan. 26	Idaho State	A	L	78	82
Jan. 28	Denver	H	W	88	87
Feb. 2	Southern Miss	H	W	121	84
Feb. 7	Wis.-Milwaukee	H	W	87	56
Feb. 9	Tulane	H	W	105	86
Feb. 11	Seattle	A	L	57	64

Feb. 16	Air Force	H	W	78	64
Feb. 23	Denver	A	L	92	98
Feb. 27	Weber State	A	L	2OT	87
Mar. 2	Boise State	H	W	83	67
N1-Knoxville, Tenn.					

1974-75

Record: 21-6

Home: 13-1 Away: 8-4 Neutral: 0-1

NCAA Tournament Participant

Dec. 2	Boise State	A	L	87	96
Dec. 7	Pacific	H	W	87	73
Dec. 9	Seattle	H	W	83	72
Dec. 13	Colorado State	H	W	71	70
Dec. 17	Utah	H	L	82	88
Dec. 19	Fresno State	A	L	77	79
Dec. 21	Stanford	A	W	77	74
Dec. 28	BYU	A	W	83	79
Dec. 30	Santa Clara	H	W	98	74
Jan. 4	Utah	A	L	77	83
Jan. 6	NE Louisiana	H	W	87	85
Jan. 11	Idaho State	H	W	89	70
Jan. 13	Boise State	H	W	102	87
Jan. 16	Colorado State	A	W	76	71
Jan. 18	Air Force	A	W	81	67
Jan. 22	Weber State	H	W	92	66
Jan. 25	Denver	A	W	114	89
Jan. 28	Wyoming	H	W	84	69
Feb. 1	BYU	H	W	92	84
Feb. 8	Denver	H	W	87	81
Feb. 10	Seattle	A	W	63	61
Feb. 18	Oral Roberts	H	W	91	83
Feb. 21	New Orleans	A	W	96	90
Feb. 22	Southern Miss	A	L	87	94
Mar. 4	Montana State	H	W	95	69
Mar. 5	Weber State	A	W	OT	72
Mar. 15	Montana	NCAANI	L	63	69
N1-Pullman, Wash.					

1975-76

Record: 14-12

Home: 8-3 Away: 5-7 Neutral: 1-2

Nov. 28	Montana	H	W	66	62
Dec. 1	Oregon State	H	*	66	81
Dec. 6	Utah	A	W	71	64
Dec. 13	Oregon State	A	*	64	80
Dec. 15	Seattle	A	L	66	75
Dec. 17	BYU	H	W	87	76
Dec. 20	Colorado State	H	W	87	81
Dec. 28	North Texas	ACT	N1	W	105
Dec. 29	Centenary	ACT	N1	L	73
Dec. 30	E. Kentucky	ACT	N1	L	69
Jan. 3	Idaho State	A	L	74	82
Jan. 8	Utah	H	L	80	82
Jan. 10	BYU	A	W	75	73
Jan. 14	Colorado State	A	W	72	62
Jan. 16	Montana State	A	L	69	74
Jan. 21	Weber State	H	W	75	74
Jan. 24	Santa Clara	A	L	52	56
Jan. 26	Pacific	A	L	61	62
Jan. 29	Denver	H	W	100	90
Jan. 31	Seattle	H	L	73	79
Feb. 10	Mesa State	H	W	96	79
Feb. 14	Air Force	H	W	71	63
Feb. 19	Denver	A	W	OT	94
Feb. 21	Oral Roberts	A	L	63	82
Feb. 24	Weber State	A	L	65	80
Feb. 28	New Orleans	H	L	75	79

N1-Oklahoma City, Okla.

*-Forfeited to Utah State.

1974-75

Record: 21-6 • NCAA Tournament (0-1)



Front Row (L-R): Assistant Coach Rod Tueller, Head Coach Dutch Belnap, Assistant Coach Jim Harrick. **Back Row (L-R):** Equipment Manager Ken Seamons, Mike Rock, Blair Martineau, Craig Taylor, Ray Thompson, Jimmy Moore, Mark Tenhoeve, Ed Gregg, Mike Santos, Rich Haws, Darryl Owens, Jeff Meyer, Blair Reed, Gary Malmrose, Manager Wes Larsen.

1978-79

Record: 19-11 • NCAA Tournament (0-1)



Front Row (L-R): Rawlee Perkins, Keith Hood, Dave McCall, Haakon Austefjord, Dean Hunger, Preston Bailles, Leo Cunningham, Mark Miller, Brain Jackson, Craig Taylor, Russ Hafen, Keith McDonald, Rich McElrath, Steve Pinegar.

1976-77

Record: 15-12

Home: 12-3 Away: 2-9 Neutral: 1-0

Nov. 29	Colorado State	H	W	58	57
Dec. 1	Regis	H	W	87	69
Dec. 4	BYU	H	W	OT	95
Dec. 7	Boise State	H	W	92	68
Dec. 10	Weber State	H	L	67	72
Dec. 14	Utah	H	W	92	90
Dec. 18	Washington	A	L	66	76
Dec. 20	Indiana INC	A	L	71	79
Dec. 21	Texas Tech INC	N1	W	78	68
Dec. 29	UCLA	A	L	68	88
Jan. 1	Utah	A	L	78	102
Jan. 4	CS Bakersfield	H	W	110	89
Jan. 6	CS Northridge	H	W	74	63
Jan. 8	BYU	A	L	77	85
Jan. 11	Idaho State	H	L	84	86
Jan. 18	Weber State	A	L	76	89
Jan. 20	Denver	H	W	94	81
Jan. 25	CS Stanislaus	H	W	97	62
Jan. 29	Stanford	H	W	103	84
Feb. 5	UC Santa Barbara	H	W	78	69
Feb. 8	Montana	A	L	67	73
Feb. 12	Air Force	A	W	74	69
Feb. 15	Portland State	H	W	96	88
Feb. 19	UC Santa Barbara	A	L	OT	78
Feb. 21	Colorado State	A	L	67	75
Feb. 22	Denver	A	W	88	77
Mar. 1	Arizona State	H	L	71	78

N1-Bloomington, Ind.

1977-78

Record: 21-7

Home: 16-1 Away: 5-6

National Invitation Tournament Participant					
Nov. 28	Colorado State	H	W	83	66
Dec. 1	Fresno State	H	W	60	50
Dec. 3	Midwestern State	H	W	95	55
Dec. 7	Wisconsin-Parkside	H	W	73	58
Dec. 10	Weber State	A	L	OT	79
Dec. 17	Washington	H	W	91	85
Dec. 19	West Texas State	H	W	80	62
Dec. 21	BYU	H	W	91	89
Dec. 23	Utah	A	W	73	71
Jan. 3	Farleigh Dickinson	H	W	79	44
Jan. 5	Utah	H	L	OT	76
Jan. 7	BYU	A	L	2OT	84
Jan. 12	Idaho State	H	W	75	73
Jan. 14	James Madison	H	W	102	66
Jan. 17	Weber State	H	W	74	65
Jan. 20	Nevada	A	L	65	73
Jan. 21	Boise State	A	W	80	73
Jan. 28	Air Force	H	W	80	70
Jan. 31	St. Mary's (Calif.)	H	W	82	75
Feb. 3	Denver	H	W	86	66
Feb. 6	Montana State	H	W	93	77
Feb. 14	Idaho State	A	L	81	84
Feb. 18	Denver	A	W	82	72
Feb. 20	Colorado State	A	L	62	63
Feb. 25	Portland State	A	W	113	87
Feb. 27	Montana	H	W	89	68
Mar. 3	St. Mary's (Calif.)	A	W	96	80
Mar. 8	Nebraska NIT	A	L	66	67

1978-79

Record: 19-11 PCAA: 9-5, 1-2nd place

Home: 13-1 Away: 3-8 Neutral: 3-2

NCAA Tournament Participant

Nov. 28	Utah	A	L	OT	81	84
Dec. 1	Iona	CAC	N1	L	61	73
Dec. 2	W. Michigan	CAC	N1	W	93	85
Dec. 4	South Dakota State	H	W		84	76
Dec. 6	BYU	A	L		80	99
Dec. 9	Boise State	H	W		84	75
Dec. 11	Colorado	H	W		91	70
Dec. 16	Weber State	A	W		76	70
Dec. 18	Portland State	H	W		94	68
Dec. 23	Weber State	H	L		64	73
Jan. 3	Utah	H	W		80	72
Jan. 6	BYU	H	W		84	68
Jan. 9	Fresno State	PC	H	W	56	49
Jan. 11	Pacific	PC	A	L	2OT	82
Jan. 14	Fresno State	PC	A	W	64	62
Jan. 18	Long Beach State	PC	H	W	95	84
Jan. 20	UC Santa Barbara	PC	H	W	83	81
Jan. 25	San Jose State	PC	A	L	85	101
Jan. 27	San Jose State	PC	H	W	84	69
Feb. 1	CS Fullerton	PC	H	W	85	70
Feb. 3	UC Irvine	PC	H	W	65	54
Feb. 8	UC Irvine	PC	A	L	54	56
Feb. 10	CS Fullerton	PC	A	W	66	64
Feb. 15	Long Beach State	PC	A	L	OT	88
Feb. 18	UC Santa Barbara	PC	A	L	73	86
Feb. 22	Pacific	PC	H	W	84	77
Mar. 1	San Jose State	PCT	N2	W	85	78
Mar. 2	Fresno State	PCT	N2	W	81	74
Mar. 3	Pacific	PCT	N2	L	73	82
Mar. 9	Southern Cal	NCAA	A	L	67	86

N1-Syracuse, N.Y.

N2-Anaheim, Calif.

1979-80

Record: 19-8 • PCAA Champions • NCAA Tournament (0-1)



Front Row (L-R): Assistant Coach Tom Stewart, Head Coach Rod Tueller, Assistant Coach Dana Pagett, Graduate Assistant Pete Mathesius. **Back Row (L-R):** Trainer Dave Slack, Larry Bergeson, Steve Pinegar, Keith Hood, Craig Taylor, Brian Jackson, Dean Hunger, Leo Cunningham, Mark Miller, Gary Beck, Haakon Austefjord, Edgar Wickliffe, Rich McElrath, Lance Washington, Manager Dee Jones.



Coach:
Rod Tueller
(1980-88)
139-120, .537
Nine Seasons

1979-80

Record: 19-8 PCAA: 11-2, 1st place

Home: 11-2 Away: 7-4 Neutral: 1-2

PCAA Regular Season Champion

NCAA Tournament Participant

Nov. 30	Weber State		H	W	OT	91	84
Dec. 4	Utah		A	*		74	88
Dec. 6	Weber State		A	L		73	79
Dec. 10	Nevada		H	W		113	95
Dec. 13	Idaho State		H	W		87	77
Dec. 15	Colorado		A	L		79	84
Dec. 19	Utah		H	W		96	88
Dec. 22	BYU		H	L		84	89
Dec. 28	LaSalle	LC	N1	W		89	88
Dec. 29	New Mexico	LC	A	W		117	83
Jan. 5	Redlands		H	W		101	59
Jan. 10	Fresno State	PC	H	W		78	65
Jan. 12	Pacific	PC	H	W		90	86
Jan. 17	UC Santa Barbara	PC	A	W		88	84
Jan. 19	Long Beach State	PC	A	W	OT	100	92
Jan. 24	San Jose State	PC	H	W	OT	95	92
Jan. 27	San Jose State	PC	A	L		67	69
Jan. 31	CS Fullerton	PC	H	L		88	96
Feb. 2	UC Irvine	PC	H	W		98	81
Feb. 7	UC Irvine	PC	A	W	OT	87	83
Feb. 9	CS Fullerton	PC	A	W		69	67
Feb. 12	BYU		A	L		83	84
Feb. 14	Long Beach State	PC	H	W		96	90
Feb. 16	UC Santa Barbara	PC	H	W		54	51
Feb. 21	Pacific	PC	A	W		91	78
Feb. 29	San Jose State	PCT	N1	L		68	94
Mar. 6	Clemson	NCAAN2	L			73	76

N1-Albuquerque, N.M.

N2-Ogden, Utah (West Regional)

*-Forfeited to Utah State

1980-81

Record: 12-16 PCAA: 5-9, 15th place

Home: 6-6 Away: 5-9 Neutral: 1-1

Nov. 28	St. Martin's	H	W		78	47
Dec. 4	Weber State	A	W		81	66
Dec. 6	BYU	H	L		79	82
Dec. 9	Utah	H	L		81	83
Dec. 16	Utah	A	L		74	99
Dec. 19	Michigan State	IBC	N1	W	74	70
Dec. 20	Washington	IBC	N1	W	80	78
Dec. 27	BYU	A	L		89	104
Dec. 30	Idaho State	A	L		69	74
Jan. 3	Weber State	H	W		82	69
Jan. 8	East Central Oklahoma	H	W		107	63
Jan. 10	Portland State	A	L		85	93
Jan. 15	Fresno State	PC	H	L	62	79
Jan. 17	Pacific	PC	H	W	106	89
Jan. 22	UC Santa Barbara	PC	A	W	78	72
Jan. 24	CS Fullerton	PC	A	W	68	67
Jan. 29	San Jose State	PC	A	L	64	68
Jan. 31	San Jose State	PC	H	L	71	82

Feb. 5	Long Beach State	PC	A	L	78	79	
Feb. 7	UC Irvine	PC	A	L	2OT	110	117
Feb. 12	UC Irvine	PC	H	L		99	101
Feb. 14	Long Beach State	PC	H	W		105	91
Feb. 19	CS Fullerton	PC	H	W		77	73
Feb. 21	UC Santa Barbara	PC	H	L		79	81
Feb. 26	Pacific	PC	A	L		91	101
Feb. 28	Fresno State	PC	A	L		58	82
Mar. 5	UC Irvine	PCT	N2	W		93	90
Mar. 6	Fresno State	PCT	N2	L		57	71

N1-Providence, R.I.

N2-Anaheim, Calif.

1981-82

Record: 4-23 PCAA: 2-12, 8th place

Home: 3-8 Away: 1-12 Neutral: 0-3

Nov. 28	Utah	A	L		73	87
Dec. 3	Montana	A	L		46	61
Dec. 5	Montana State	A	L		51	55
Dec. 8	BYU	H	L		43	51
Dec. 12	Weber State	A	L		61	86
Dec. 18	Seton Hall	KI	N1	L	77	85
Dec. 19	Jacksonville	KI	N1	L	82	89
Dec. 23	Utah	H	W		88	78
Dec. 26	BYU	A	W		79	74
Dec. 30	Idaho State	H	L		70	74
Jan. 2	Weber State	H	L		78	83
Jan. 7	West Texas State	A	L		81	90
Jan. 14	San Jose State	PC	A	L	49	56
Jan. 16	Fresno State	PC	A	L	50	71
Jan. 21	Long Beach State	PC	H	W	90	82
Jan. 23	UC Irvine	PC	H	L	68	71
Jan. 28	Pacific	PC	A	L	78	100
Jan. 30	Pacific	PC	H	W	88	60
Feb. 4	UC Santa Barbara	PC	H	L	62	63

1982-83

Record: 20-9 • NCAA Tournament (0-1)



Front Row (L-R): Joel Rotta, Jerome Wiley, Dave Belshe, Michael "Pokey" McCullough, Scott Harries, Eric Petersen, Mark Cutler, Ron Hansen, Gary Beck, Ron Ence, Greg Grant, Chris McMullin, Bob DeMarco, Lance Washington.

Feb. 6	CS Fullerton	PC	H	L	68	72
Feb. 11	UC Santa Barbara	PC	A	L	77	92
Feb. 13	CS Fullerton	PC	A	L	63	66
Feb. 19	Long Beach State	PC	A	L	54	73
Feb. 20	UC Irvine	PC	A	L	72	104
Feb. 25	San Jose State	PC	H	L	47	55
Feb. 27	Fresno State	PC	H	L	61	73
Mar. 3	UC Irvine	PCT	N2	L	64	90

N1-Lexington, Ky.

N2-Anaheim, Calif.

1982-83

Record: 20-9 PCAA: 10-6, 3rd place

Home: 14-2 Away: 6-5 Neutral: 0-2

NCAA Tournament Participant

Nov. 26	Midwestern	H	W		99	77	
Nov. 27	CS Northridge	H	W		100	63	
Nov. 30	BYU	A	W		75	69	
Dec. 4	Weber State	A	L		57	83	
Dec. 8	Utah	H	W		86	65	
Dec. 11	Idaho State	H	W		60	55	
Dec. 14	BYU	H	W		80	68	
Dec. 16	Weber State	H	W		74	62	
Dec. 23	Utah	A	W		67	66	
Dec. 28	San Diego	BBC	H	W	65	50	
Dec. 29	Texas Christian	BBC	H	W	84	59	
Jan. 6	UNLV	PC	H	L	OT	77	89
Jan. 8	San Jose State	PC	H	W		77	68
Jan. 13	UC Santa Barbara	PC	H	W		84	73
Jan. 15	Pacific	PC	H	W		91	75
Jan. 20	Fresno State	PC	A	L		62	66
Jan. 22	Pacific	PC	A	W		85	62
Jan. 27	Long Beach State	PC	A	W		77	74
Jan. 29	UC Irvine	PC	A	L		76	78
Feb. 3	Fresno State	PC	H	W		65	57
Feb. 10	San Jose State	PC	A	W		76	65
Feb. 12	UC Irvine	PC	H	L		85	90
Feb. 17	CS Fullerton	PC	H	W		67	59
Feb. 19	UNLV	PC	A	L		78	111
Feb. 24	UC Santa Barbara	PC	A	W	OT	94	91
Feb. 26	CS Fullerton	PC	A	L		71	75
Mar. 5	Long Beach State	PC	H	W		81	76
Mar. 10	San Jose State	PCT	N1	L		66	80
Mar. 18	Iowa	NCAAN2	L			59	64

N1-Los Angeles

N2-Louisville, Ky. (Midwest Regional)

1983-84

Record: 19-11 PCAA: 12-6, 4th place

Home: 10-3 Away: 9-6 Neutral: 0-2

National Invitation Tournament Participant

Nov. 26	BYU		H	W	90	78	
Dec. 3	Weber State		H	L	73	74	
Dec. 9	BYU	CC	A	W	83	81	
Dec. 10	Lamar	CC	N1	W	59	58	
Dec. 13	Utah		A	W	66	64	
Dec. 16	Illinois State	INC	N2	L	74	80	
Dec. 17	Texas A&M	INC	N2	L	73	78	
Dec. 20	Utah		H	W	95	86	
Dec. 22	Weber State		A	W	69	63	
Jan. 5	Cal State Fullerton	PC	A	L	65	82	
Jan. 8	UC Santa Barbara	PC	A	W	65	50	
Jan. 12	UC Irvine	PC	H	W	71	68	
Jan. 14	UNLV	PC	H	L	88	93	
Jan. 19	New Mexico State	PC	A	L	OT	94	95
Jan. 21	Long Beach State	PC	A	W	94	69	
Jan. 28	San Jose State	PC	A	W	79	70	
Jan. 30	Fresno State	PC	H	W	60	58	

1987-88

Record: 21-10 • PCAA Tournament Champions • NCAA Tournament (0-1)



Front Row (L-R): Manager Mark Seegmiller, Jon Judkins, Reid Newey, Doug Gotcher, Kevin Nixon, Jeff Anderson, Chris Sheehan, Manager Ken Christensen. **Back Row (L-R):** Equipment manager Ken Seamons, Assistant Coach Kohn Smith, Assistant Coach Jimmy Moore, Jerry Davis, Dan Conway, Stan Pepek, Greg Houskeeper, Darren Johnson, Gilbert Pete, Nathan Grant, Trainer Dale Mildenberger, Head Coach Rod Tueller, Trainer Shauna Bolliger.

Feb. 2	UC Santa Barbara	PC	H	W	79	72
Feb. 4	CS Fullerton	PC	H	W	71	66
Feb. 6	Pacific	PC	H	W	87	72
Feb. 9	UNLV	PC	A	L	75	97
Feb. 11	UC Irvine	PC	A	L	67	69
Feb. 16	Long Beach State	PC	H	W	80	70
Feb. 18	New Mexico State	PC	H	W	95	88
Feb. 23	San Jose State	PC	H	W	68	60
Feb. 25	Fresno State	PC	A	L	62	83
Feb. 29	Pacific	PC	A	W	83	76
Mar. 8	New Mexico State	PCT	N3	W	79	77
Mar. 9	UNLV	PCT	N3	L	78	91
Mar. 14	SW Louisiana	NIT	H	L	92	94

1984-85

Record: 17-11 PCAA: 10-8, 1-4th place
Home: 10-3 Away: 7-7 Neutral: 0-1

Nov. 24	Utah	A	W	93	92
Nov. 26	CS Northridge	H	W	100	77
Dec. 1	Weber State	A	L	70	77
Dec. 4	BYU	A	W	97	93
Dec. 8	Utah	H	W	92	79
Dec. 11	BYU	H	W	92	91
Dec. 14	Weber State	H	W	104	83
Dec. 21	Idaho State	A	W	94	85
Dec. 28	LSU	A	L	71	103
Jan. 2	UNLV	PC	H	L	3OT 140 142
Jan. 5	UC Irvine	PC	H	L	73 83
Jan. 10	UC Santa Barbara	PC	A	W	78 75
Jan. 12	CS Fullerton	PC	A	L	72 73
Jan. 19	San Jose State	PC	H	W	80 75
Jan. 21	Pacific	PC	A	L	89 101
Jan. 23	Fresno State	PC	H	L	75 76
Jan. 28	Pacific	PC	H	W	73 67
Jan. 31	UC Irvine	PC	A	W	87 84
Feb. 2	UNLV	PC	A	L	83 101
Feb. 6	Long Beach State	PC	H	W	86 59
Feb. 9	New Mexico State	PC	A	W	80 79
Feb. 14	CS Fullerton	PC	H	W	73 63
Feb. 16	UC Santa Barbara	PC	H	W	67 55
Feb. 21	Fresno State	PC	A	L	58 76
Feb. 23	San Jose State	PC	A	L	2OT 76 83
Feb. 28	Long Beach State	PC	A	W	81 69
Mar. 2	New Mexico State	PC	H	W	105 95
Mar. 7	San Jose State	PCT	N1	L	56 92

N1-Los Angeles, Calif.

1985-86

Record: 12-16 PCAA: 8-10, 1-6th place
Home: 7-6 Away: 4-9 Neutral: 1-1

Nov. 23	Utah		A	W	OT	87	84
Nov. 29	Weber State		H	L		85	92
Dec. 3	BYU		H	W		82	80
Dec. 6	Murray State	ILC	N1	W		75	74
Dec. 7	Illinois	ILC	A	L		64	115
Dec. 10	BYU		A	W		88	76
Dec. 14	Weber State		A	L		76	108
Dec. 18	Georgia		H	L		74	99
Dec. 28	Utah		H	L		56	61
Jan. 2	UNLV	PC	A	L	2OT	94	100
Jan. 4	UC Irvine	PC	A	L		82	96
Jan. 9	CS Fullerton	PC	H	W	OT	82	76
Jan. 11	UC Santa Barbara	PC	H	L		52	66
Jan. 18	San Jose State	PC	H	W		80	67

Jan. 23	Fresno State	PC	A	L	64	70	
Jan. 25	Pacific	PC	A	L	60	61	
Jan. 30	UC Irvine	PC	H	L	79	89	
Feb. 1	UNLV	PC	H	L	79	87	
Feb. 6	Long Beach State	PC	H	W	119	95	
Feb. 8	New Mexico State	PC	H	W	63	55	
Feb. 13	CS Fullerton	PC	A	W	74	68	
Feb. 15	UC Santa Barbara	PC	A	L	83	84	
Feb. 17	San Jose State	PC	A	L	69	81	
Feb. 20	Fresno State	PC	H	W	78	66	
Feb. 22	Pacific	PC	H	W	78	77	
Feb. 27	Long Beach State	PC	A	L	OT	92	98
Mar. 1	New Mexico State	PC	A	W	65	63	
Mar. 6	New Mexico State	PCT	N2	L	71	74	
N1-Champaign, Ill.							
N2-Los Angeles, Calif.							

1986-87

Record: 15-16 PCAA: 8-10, 7th place
Home: 10-3 Away: 3-10 Neutral: 2-3

Nov. 28	Washington	GAS	N1	W	81	72
Nov. 29	Northeastern	GAS	N1	L	91	96
Nov. 30	North Carolina St.	GAS	N1	L	82	94
Dec. 3	BYU		A	L	86	100
Dec. 5	Grambling State		H	W	100	80
Dec. 9	Utah		A	L	79	92
Dec. 13	Weber State		A	W	84	75
Dec. 16	BYU		H	L	93	97
Dec. 20	Weber State		H	W	76	67
Dec. 22	Fordham	MLC	N2	W	OT	93
Dec. 23	San Francisco	MLC	A	W	91	82
Dec. 27	Utah		H	W	81	75
Jan. 3	New Mexico State	PC	H	W	77	69
Jan. 5	Long Beach State	PC	H	L	OT	91
Jan. 8	UC Irvine	PC	A	L	96	118
Jan. 10	UNLV	PC	A	L	94	117
Jan. 15	Fresno State	PC	A	L	68	70
Jan. 17	Pacific	PC	A	W	69	73
Jan. 22	CS Fullerton	PC	H	W	2OT	96
Jan. 24	UC Santa Barbara	PC	H	W	64	61
Jan. 29	Long Beach State	PC	A	L	66	93
Jan. 31	New Mexico State	PC	A	L	82	85
Feb. 5	UNLV	PC	H	L	78	113
Feb. 7	UC Irvine	PC	H	W	106	103
Feb. 14	San Jose State	PC	H	W	OT	91
Feb. 16	Pacific	PC	H	W	85	61
Feb. 19	CS Fullerton	PC	A	L	71	94
Feb. 21	Fresno State	PC	H	W	68	65
Feb. 26	San Jose State	PC	A	L	73	81
Feb. 28	UC Santa Barbara	PC	A	L	71	73
Mar. 5	UC Santa Barbara	PCT	N3	L	79	87

N1-Anchorage, Alaska
N2-San Francisco, Calif.
N3-Los Angeles, Calif.

1987-88

Record: 21-10 PCAA: 13-5, 1-2nd place
Home: 10-3 Away: 7-6 Neutral: 4-1

PCAA Tournament Champion					
NCAA Tournament Participant					
Nov. 27	Utah	A	L	64	77
Dec. 1	BYU	H	L	92	96
Dec. 5	Utah	H	W 2OT	76	70
Dec. 11	Murray State	LI	N1	W	74 57
Dec. 12	Texas	LI	A	W	80 75
Dec. 19	BYU	A	L OT	112	121
Dec. 22	Weber State	A	W	107	93

Dec. 29	Weber State	H	W	92	69
Dec. 31	Kansas State	H	L	69	81
Jan. 2	Pacific	PC	A W	78	71
Jan. 4	Fresno State	PC	A W	90	68
Jan. 7	Long Beach State	PC	H W	86	81
Jan. 9	New Mexico State	PC	H W	53	52
Jan. 14	UC Irvine	PC	A L	81	87
Jan. 16	UC Santa Barbara	PC	A W	73	72
Jan. 19	UNLV	PC	H L	83	87
Jan. 21	CS Fullerton	PC	H W	75	72
Jan. 30	San Jose State	PC	H W	114	85
Feb. 4	New Mexico State	PC	A W	78	77
Feb. 6	Long Beach State	PC	A W	82	75
Feb. 10	UC Santa Barbara	PC	H W	85	62
Feb. 13	UC Irvine	PC	H W	102	83
Feb. 18	UNLV	PC	A L	74	94
Feb. 20	CS Fullerton	PC	A L	77	80
Feb. 28	San Jose State	PC	A L	95	96
Mar. 3	Fresno State	PC	H W	82	69
Mar. 5	Pacific	PC	H W	102	73
Mar. 10	San Jose State	PCT	N2 W	80	72
Mar. 11	UC Santa Barbara	PCT	N2 W	73	66
Mar. 12	UC Irvine	PCT	N2 W	86	79
Mar. 18	Vanderbilt	NCAAN3	L	77	80

N1-Austin, Texas
N2-Los Angeles, Calif.
N3-Lincoln, Neb.



Coach:
Kohn Smith
(1989-93)
63-78, .447
Five Seasons

1988-89

Record: 12-16 Big West: 10-8, 1-4th place
Home: 8-4 Away: 3-11 Neutral: 1-1

Nov. 30	Kansas State	A	L	67	86		
Dec. 3	Weber State	H	W	106	93		
Dec. 10	Utah	A	L	64	75		
Dec. 15	Utah	H	L	61	76		
Dec. 17	BYU	A	L	85	96		
Dec. 19	Weber State	A	L	74	75		
Dec. 21	BYU	H	L	72	74		
Dec. 28	Detroit	HC	N1	W	80	50	
Dec. 29	Indiana	HC	A1	L	61	73	
Jan. 3	Fresno State	BW	H	L	72	76	
Jan. 5	Pacific	BW	H	W	85	69	
Jan. 8	New Mexico State	BW	A	W	69	66	
Jan. 10	Long Beach State	BW	A	L	69	74	
Jan. 14	UC Santa Barbara	BW	H	W	78	65	
Jan. 16	UC Irvine	BW	H	W	104	71	
Jan. 19	UNLV	BW	A	L	80	102	
Jan. 21	CS Fullerton	BW	A	L	87	96	
Jan. 25	UNLV	BW	H	L	68	94	
Jan. 28	San Jose State	BW	H	W	68	54	
Feb. 2	Long Beach State	BW	H	W	82	69	
Feb. 4	New Mexico State	BW	H	W	92	71	
Feb. 13	UC Santa Barbara	BW	A	L	61	76	
Feb. 16	CS Fullerton	BW	H	W	90	80	
Feb. 23	San Jose State	BW	A	W	70	62	
Feb. 26	Pacific	BW	A	L	84	86	
Mar. 2	UC Irvine	BW	A	W	OT	95	94
Mar. 4	Fresno State	BW	A	L	59	69	
Mar. 9	CS Fullerton	BWT	N2	L	OT	86	87
N1/A1-Indianapolis, Ind.							
N2-Long Beach, Calif.							

N1/A1-Indianapolis, Ind.
N2-Long Beach, Calif.

1989-90

Record: 14-16 Big West: 8-10, 5th place
Home: 9-6 Away: 5-8 Neutral: 0-2

Nov. 28	Boise State	H	W	54	45
Nov. 30	BYU	H	L	65	71
Dec. 2	CS Northridge	H	W	95	78
Dec. 6	BYU-Hawaii	H	W	85	70
Dec. 8	Colorado	EST	N1	L	90 104
Dec. 9	George Washington	EST	N1	L	76 83
Dec. 12	BYU	A	L	68	69
Dec. 18	Utah	A	L	59	65
Dec. 20	Weber State	H	W	70	52
Dec. 28	Utah	H	W	79	77
Dec. 30	Weber State	A	W	64	62
Jan. 2	UC Irvine	BW	A	W	80 70
Jan. 4	UC Santa Barbara	BW	A	L	66 91
Jan. 6	CS Fullerton	BW	H	W	OT 83 82
Jan. 13	San Jose State	BW	H	W	77 72
Jan. 15	UC Santa Barbara	BW	H	L	82 91
Jan. 18	Pacific	BW	A	W	OT 72 70
Jan. 20	Fresno State	BW	A	W	68 65
Jan. 25	Long Beach State	BW	H	L	78 79
Jan. 27	New Mexico State	BW	H	L	73 81
Feb. 1	UNLV	BW	A	L	90 124
Feb. 3	CS Fullerton	BW	A	L	77 88
Feb. 10	San Jose State	BW	A	W	88 83
Feb. 17	Pacific	BW	H	W	66 63
Feb. 19	Fresno State	BW	H	W	89 83
Feb. 22	New Mexico State	BW	A	L	84 103

Feb. 24	Long Beach State	BW	A	L	74	82
Mar. 1	UNLV	BW	H	L	82	84
Mar. 3	UC Irvine	BW	H	L	76	80
Mar. 9	Long Beach State	BWT	A	L	68	86
N1-Maui, Hawaii						

1990-91

Record: 11-17 Big West: 8-10, 1-4th place
Home: 8-4 Away: 2-12 Neutral: 1-1

Nov. 24	BYU		A	L	94	98
Dec. 1	BYU		H	L	58	63
Dec. 4	Utah		A	L	76	84
Dec. 8	Boise State		A	L	77	89
Dec. 13	Weber State		H	W	77	62
Dec. 19	Weber State		A	W	82	72
Dec. 21	Air Force	MLC	N1	W	64	63
Dec. 22	San Francisco	MLC	A	L	79	87
Dec. 29	Utah		H	L	63	74
Jan. 2	UC Irvine	BW	H	W	111	88
Jan. 4	UC Santa Barbara	BW	H	W	81	75
Jan. 7	CS Fullerton	BW	A	L	91	93
Jan. 9	UNLV	BW	A	L	93	124
Jan. 17	Pacific	BW	H	W	74	64
Jan. 19	Fresno State	BW	H	W	91	69
Jan. 24	Long Beach State	BW	A	L	78	89
Jan. 26	New Mexico State	BW	A	L	66	86
Jan. 28	UNLV	BW	H	L	83	126
Jan. 31	CS Fullerton	BW	H	W	74	63
Feb. 2	San Jose State	BW	H	W	88	71
Feb. 9	San Jose State	BW	A	W	69	62
Feb. 14	Fresno State	BW	A	L	86	107
Feb. 16	Pacific	BW	A	L	207	100
Feb. 21	New Mexico State	BW	H	L	75	83
Feb. 23	Long Beach State	BW	H	W	90	80
Feb. 28	UC Santa Barbara	BW	A	L	82	98
Mar. 2	UC Irvine	BW	A	L	107	109
Mar. 8	UC Santa Barbara	BWT	N2	L	76	80

N1-San Francisco, Calif.
N2-Long Beach, Calif.

1991-92

Record: 16-12 Big West: 10-8, 5th place
Home: 11-3 Away: 4-8 Neutral: 1-1

Home: 11-0 (away: 4-5 Neutral: 1-1)					
Nov. 26	BYU	H	L		66 82
Dec. 3	Utah	H	L		62 71
Dec. 7	Weber State	A	W		92 78
Dec. 10	Utah	A	W	OT	74 72
Dec. 13	BYU	CC	A	L	77 93
Dec. 14	Oral Roberts	CC	N1	W	109 97
Dec. 21	BYU-Hawai'i	H	W		78 74
Dec. 30	Weber State		H	W	84 72
Jan. 4	Fresno State	BW	A	W	88 83
Jan. 9	UC Irvine	BW	H	W	81 63
Jan. 11	CS Fullerton	BW	H	W	89 72
Jan. 13	Rutgers		H	W	78 70
Jan. 16	UC Santa Barbara	BW	A	L	72 74
Jan. 18	Long Beach State	BW	A	L	72 87
Jan. 23	San Jose State	BW	H	W	80 63
Jan. 25	Pacific	BW	H	W	67 60
Jan. 30	UNLV	BW	H	L	OT 80 85
Feb. 6	CS Fullerton	BW	A	L	OT 99 111
Feb. 8	UC Irvine	BW	A	L	75 80
Feb. 10	New Mexico State	BW	A	L	69 75
Feb. 13	Long Beach State	BW	H	W	76 75
Feb. 15	UC Santa Barbara	BW	H	W	70 54
Feb. 20	Pacific	BW	A	L	64 86
Feb. 22	San Jose State	BW	A	W	84 79
Feb. 29	New Mexico State	BW	H	W	OT 85 78
Mar. 3	UNLV	BW	A	L	53 65
Mar. 7	Fresno State	BW	H	W	70 62
Mar. 13	Pacific	BWT	N2	L	69 86

N1-Provo, Utah
N2-Long Beach, Calif.

1992-93

Record: 10-17 Big West: 7-11, 7th place
Home: 7-6 Away: 3-10 Neutral: 0-1

Dec. 2	Montana Tech	H	W	80	49		
Dec. 4	BYU	H	L	83	93		
Dec. 8	Utah	A	L	79	86		
Dec. 12	Weber State	A	L	80	85		
Dec. 18	BYU	A	L	65	89		
Dec. 22	Utah	H	W	85	75		
Dec. 29	Seattle Pacific	H	W	88	76		
Jan. 3	Nevada	BW	A	W	84	61	
Jan. 7	UC Irvine	BW	A	W	70	65	
Jan. 9	CS Fullerton	BW	A	L	71	91	
Jan. 14	UC Santa Barbara	BW	H	W	75	65	
Jan. 16	Long Beach State	BW	H	L	59	65	
Jan. 19	Rutgers	A	L	93	113		
Jan. 23	Pacific	BW	A	L	79	86	
Jan. 26	San Jose State	BW	A	L	OT	79	80
Jan. 30	UNLV	BW	H	L	78	87	
Feb. 1	New Mexico State	BW	H	L	64	76	
Feb. 4	CS Fullerton	BW	H	W	86	61	
Feb. 6	UC Irvine	BW	H	W	81	70	
Feb. 11	Long Beach State	BW	A	L	64	76	
Feb. 13	UC Santa Barbara	BW	A	W	OT	77	75
Feb. 18	Pacific	BW	H	L	62	72	
Feb. 20	San Jose State	BW	H	W	92	79	
Feb. 25	New Mexico State	BW	A	L	60	82	
Feb. 27	UNLV	BW	A	L	86	94	
Mar. 6	Nevada	BW	H	L	87	97	
Mar. 12	UNLV	BWT	N1	L	86	104	

N1-Long Beach, Calif.



Coach:
Larry Eustachy
(1994-98)
98-53, .649
Five Seasons

1993-94

Record: 14-13 Big West: 11-7, T-2nd place
Home: 10-3 Away: 3-8 Neutral: 1-2

Dec. 3	Colorado State	A	L	65	78		
Dec. 7	Weber State	H	L	86	87		
Dec. 11	Chadron State	H	W	109	71		
Dec. 14	BYU	A	L	65	78		
Dec. 18	Lewis-Clark State	H	W	66	53		
Dec. 22	Utah	A	L	55	61		
Dec. 28	Old Dominion	CS	N1	W	77	74	
Dec. 29	Wyoming	CS	N1	L	OT	69	73
Jan. 3	Pacific	BW	H	W	74	65	
Jan. 5	San Jose State	BW	H	W	57	48	
Jan. 8	Long Beach State	BW	A	L	70	89	
Jan. 10	UC Santa Barbara	BW	A	L	33	53	
Jan. 15	CS Fullerton	BW	H	W	59	50	
Jan. 17	UC Irvine	BW	H	L	71	78	
Jan. 20	New Mexico State	BW	A	L	71	82	
Jan. 22	UNLV	BW	A	L	61	67	
Jan. 29	Nevada	BW	A	L	55	65	
Feb. 3	UNLV	BW	H	W	OT	82	81
Feb. 5	New Mexico State	BW	H	W	69	68	
Feb. 10	UC Irvine	BW	A	W	OT	79	77
Feb. 12	CS Fullerton	BW	A	W	59	52	
Feb. 17	Long Beach State	BW	H	W	OT	80	76
Feb. 19	UC Santa Barbara	BW	H	L	60	63	
Feb. 24	San Jose State	BW	A	W	67	64	
Feb. 26	Pacific	BW	A	W	OT	84	79
Mar. 5	Nevada	BW	H	W	71	59	
Mar. 11	UC Irvine	BWT	N2	L	68	78	

N1-Casper, Wyo.
N2-Las Vegas, Nev.

1994-95

Record: 21-8 Big West: 14-4, 1st place
Home: 13-4 Away: 7-3 Neutral: 1-1

Big West Conference Regular Season Champion
National Invitation Tournament Participant

Nov. 18	Simon Fraser		H	W	97	67	
Nov. 26	Boise State		A	L	68	81	
Dec. 1	BYU		H	W	83	59	
Dec. 17	Southern Utah		N1	W	76	63	
Dec. 23	Utah		H	L	71	75	
Dec. 28	Lewis-Clark State	GC	H	W	86	62	
Dec. 29	Idaho State	GC	H	W	67	62	
Jan. 2	Boise State		H	W	66	61	
Jan. 5	San Jose State	BW	A	W	71	62	
Jan. 7	Pacific	BW	A	W	58	57	
Jan. 11	UC Santa Barbara	BW	H	W	75	56	
Jan. 14	CS Fullerton	BW	A	W	84	73	
Jan. 16	UC Irvine	BW	A	W	93	87	
Jan. 19	Long Beach State	BW	H	W	87	67	
Jan. 21	UNLV	BW	H	L	63	69	
Jan. 28	Nevada	BW	H	W	73	57	
Feb. 2	UC Santa Barbara	BW	A	W	64	56	
Feb. 4	Long Beach State	BW	A	L	50	62	
Feb. 9	UC Irvine	BW	H	W	94	67	
Feb. 11	CS Fullerton	BW	H	W	103	71	
Feb. 13	New Mexico State	BW	H	L	2OT	100	104
Feb. 16	UNLV	BW	A	W	76	72	
Feb. 18	New Mexico State	BW	A	W	75	63	

Feb. 21	Cal Poly		H	W	106	53
Feb. 25	Nevada	BW	A	L	75	90
Mar. 2	San Jose State	BW	H	W	89	69
Mar. 4	Pacific	BW	H	W	74	64
Mar. 10	UC Irvine	BWT	N2	L	72	76
Mar. 16	Illinois State	NIT	H	L	OT	87
NI-Salt Lake City, Utah						
N2-Las Vegas, Nev.						

1995-96

Record: 18-15 Big West: 10-8, 4th place
Home: 12-3 Away: 5-8 Neutral: 1-4

Nov. 18	Simon Fraser		H	W	67	52	
Nov. 24	Wichita State	BI	N1	L	2OT	61	63
Nov. 25	Valparaiso	BI	N1	L	70	79	
Nov. 26	Hawai'i-Hilo	BI	A	W	103	86	
Dec. 2	Lewis-Clark State		H	W	61	57	
Dec. 5	BYU		A	L	52	76	
Dec. 9	Utah		A	L	43	59	
Dec. 16	Weber State		N2	L	OT	79	81
Dec. 18	Chaminade		H	W	98	52	
Dec. 28	Miss. Valley State	GC	H	W	80	63	
Dec. 29	Southern Miss	GC	H	W	77	65	
Jan. 4	UNLV	BW	A	L	57	66	
Jan. 8	Nevada	BW	A	W	OT	75	71
Jan. 11	Southern Illinois		H	L	69	70	
Jan. 13	Pacific	BW	H	W	2OT	73	71
Jan. 15	San Jose State	BW	H	W	OT	60	58
Jan. 18	Long Beach State	BW	A	L	73	80	
Jan. 20	UC Santa Barbara	BW	A	L	80	85	
Jan. 25	CS Fullerton	BW	H	W	73	49	
Jan. 27	UC Irvine	BW	H	L	72	78	
Jan. 29	New Mexico State	BW	A	W	70	60	
Feb. 3	Nevada	BW	H	W	72	62	
Feb. 8	San Jose State	BW	A	L	65	68	
Feb. 10	Pacific	BW	A	L	57	74	
Feb. 15	UC Santa Barbara	BW	H	W	78	63	
Feb. 17	Long Beach State	BW	H	L	50	71	
Feb. 22	New Mexico State	BW	H	W	76	69	
Feb. 24	CS Fullerton	BW	A	W	66	53	
Feb. 26	UC Irvine	BW	A	L	76	81	
Mar. 2	UNLV	BW	H	W	82	69	
Mar. 8	Nevada	BWT	A	W	70	65	
Mar. 9	Long Beach State	BWT	N3	W	86	73	
Mar. 10	San Jose State	BWT	N3	L	OT	75	76
N1-Hilo, Hawai'i							
N2-Salt Lake City, Utah							
N3-Reno, Nev.							

N1-Hilo, Hawaii

N2-Salt Lake City, Utah
N3-Reno, Nev.

1996-97

Record: 20-9 Big West: 12-4, T-1st Eastern Division
Home: 13-2 Away: 5-6 Neutral: 2-1

Nov. 16	Simon Fraser	H	L	75	39		
Nov. 26	Utah	H	L	41	60		
Nov. 30	So. California College	H	W	68	50		
Dec. 7	Humboldt State	H	W	69	50		
Dec. 10	BYU	A	L	61	64		
Dec. 14	Colorado State	H	L	59	62		
Dec. 19	Weber State	A	W	80	68		
Dec. 21	Wyoming	N1	W	73	72		
Dec. 27	Texas Southern	GC	H	W	72	41	
Dec. 28	Portland	GC	H	W	63	48	
Jan. 2	Nevada	BW	H	W	68	59	
Jan. 4	Southern Illinois	A	L	64	67		
Jan. 9	Boise State	BW	A	W	OT	73	60
Jan. 12	Idaho	BW	A	W	55	52	
Jan. 16	North Texas	BW	H	W	79	56	
Jan. 18	New Mexico State	BW	H	W	71	68	
Jan. 23	CS Fullerton	BW	A	W	91	80	
Jan. 25	Nevada	BW	A	L	59	72	
Jan. 30	Cal Poly	BW	H	W	85	74	

1997-98

Record: 25-8 • Big West Champions • NCAA Tournament (0-1)



Front Row (L-R): Marcus Saxon, Kevin Rice, Justin Jones, Donnie Johnson, Charles Brady, Dave Isaacson, Brandon Birch. **Back Row (L-R):** Tyrone Allick, Rick Randall, Rashad Elliott, Pharoah Davis, Neal Geddes, Michael Jones, Mark Thur

1999-2000

Record: 28-6 • Big West Champions • NCAA Tournament (0-1)



Front Row (L-R): Bernard Rock, Academic Advisor Bre White, Trainer Mike Williams, Assistant Coach Randy Rahe, Head Coach Stew Morrill, Assistant Coach Don Verlin, Assistant Coach Mark Arce, Manager Darrell Young, Rashawn Thomas. **Back Row (L-R):** K.C. Comadena, Dion Bailey, Tony Brown, Brennan Ray, Brad Wilden, Curtis Bobb, Dan Stewart, Dimitri Jorssen, Chad Evans, Jason Hendrian, Andre Mahorn, Shawn Daniels, Jason Napier, Troy Rolle.

Feb. 1	UC Santa Barbara	BW	H	W	71	63
Feb. 6	Pacific	BW	A	L	OT	71
Feb. 8	Long Beach State	BW	A	L	58	71
Feb. 15	UC Irvine	BW	H	W	87	50
Feb. 20	Idaho	BW	H	W	69	58
Feb. 22	Boise State	BW	H	W	58	41
Feb. 27	New Mexico State	BW	A	L	63	89
Mar. 1	North Texas	BW	A	W	72	53
Mar. 7	UC Santa Barbara	BWT	N2	W	81	66
Mar. 8	Pacific	BWT	N2	L	54	71
N1-Salt Lake City, Utah						
N2-Reno, Nev.						

1997-98

Record: 25-8 Big West: 13-3, 1st Eastern Division
Home: 15-0 Away: 6-7 Neutral: 4-1
Big West Conference Tournament Champion
NCAA Tournament Participant

Nov. 14	Simon Fraser		H	W	79	67
Nov. 17	Minnesota	NIT	A	W	75	64
Nov. 19	Florida State	NIT	A	L	55	66
Nov. 22	Southern Oregon		H	W	111	61
Nov. 29	BYU		H	W	72	69
Dec. 3	Wyoming		A	L	61	67
Dec. 6	San Diego State	N1	W		64	61
Dec. 10	Utah		A	L	55	71
Dec. 20	Long Island		H	W	100	84
Dec. 27	Weber State		H	W	71	65
Dec. 30	Fresno Pacific	GC	H	W	69	51
Dec. 31	Radford	GC	H	W	80	73
Jan. 3	Colorado State		A	L	59	68
Jan. 8	Pacific	BW	H	W	70	62
Jan. 10	Long Beach State	BW	H	W	69	55
Jan. 15	Cal Poly	BW	A	W	OT	91 88
Jan. 17	UC Santa Barbara	BW	A	W	OT	69 66
Jan. 22	Boise State	BW	H	W	70	41
Jan. 24	Idaho	BW	H	W	68	66
Jan. 29	North Texas	BW	A	W	79	64
Jan. 31	New Mexico State	BW	A	L	69	74
Feb. 5	Nevada	BW	H	W	74	52
Feb. 7	CS Fullerton	BW	H	W	69	44
Feb. 12	UC Irvine	BW	A	W	60	51
Feb. 14	Nevada	BW	A	L	62	73
Feb. 19	Idaho	BW	A	W	59	50
Feb. 21	Boise State	BW	A	L	49	57
Feb. 26	New Mexico State	BW	H	W	OT	84 82
Feb. 28	North Texas	BW	H	W	102	76
Mar. 6	Long Beach State	BWT	N2	W	69	61
Mar. 7	CS Fullerton	BWT	N2	W	65	56
Mar. 8	Pacific	BWT	N2	W	78	63
Mar. 12	Maryland	NCAAN3	L		68	82
N1-Salt Lake City, Utah						
N2-Reno, Nev.						
N3-Sacramento, Calif.						



Coach:
Stew Morrill
(1999-)
167-54, .756
Seven Seasons

1998-99

Record: 15-13 Big West: 8-8, T-4th Eastern Division
Home: 13-2 Away: 2-9 Neutral: 0-2

Nov. 9	Simon Fraser	H	W	96	79
Nov. 18	Utah	H	W	62	54
Nov. 20	CO-Colorado Springs	H	W	82	61

Nov. 24	San Diego State	A	W	63	60		
Nov. 28	Whitworth College	H	W	69	65		
Dec. 5	Colorado State	H	L	61	64		
Dec. 10	Fresno State	A	L	77	82		
Dec. 19	Weber State	N1	L	72	82		
Dec. 29	Norfolk State	GC	H	W	84	71	
Dec. 30	Lafayette	GC	H	W	85	67	
Jan. 2	BYU	A	L	59	61		
Jan. 7	Pacific	BW	A	L	73	84	
Jan. 9	Long Beach State	BW	A	L	55	64	
Jan. 14	Cal Poly	BW	H	W	97	73	
Jan. 16	UC Santa Barbara	BW	H	L	OT	65	66
Jan. 21	Boise State	BW	A	W	58	52	
Jan. 23	Idaho	BW	A	L	58	77	
Jan. 28	North Texas	BW	H	W	92	61	
Jan. 30	New Mexico State	BW	H	W	61	54	
Feb. 4	Cal State Fullerton	BW	A	L	78	88	
Feb. 6	Nevada	BW	A	L	70	79	
Feb. 11	UC Irvine	BW	H	W	76	46	
Feb. 13	Nevada	BW	H	W	66	60	
Feb. 18	Idaho	BW	H	W	68	67	
Feb. 20	Boise State	BW	H	W	63	62	
Feb. 25	New Mexico State	BW	A	L	52	55	
Feb. 27	North Texas	BW	A	L	90	94	
Mar. 4	UC Santa Barbara	BWT	N2	L	74	75	
N1-Salt Lake City, Utah							
N2-Reno, Nev.							

1999-2000

Record: 28-6 Big West: 16-0, 1st Eastern Division
Home: 15-1 Away: 9-3 Neutral: 4-2
Big West Tournament Champion
NCAA Tournament Participant

Nov. 13	Simon Fraser		H	W	78	57
Nov. 22	Florida	MI	N1	L	58	60
Nov. 23	Chaminade	MI	N1	W	70	48

2000-2001

Record: 28-6 • Big West Tournament Champions • NCAA Tournament (1-1)



Front Row (L-R): Calvin Brown, Manager Eric Skinner, Trainer Mike Williams, Assistant Coach Randy Rahe, Head Coach Stew Morrill, Assistant Coach Don Verlin, Assistant Coach Mark Arce, Thomas Vincent. **Back Row (L-R):** Bernard Rock, Michael Stowell, Dion Bailey, Curtis Bobb, Brennan Ray, Dan Stewart, Jeremy Vague, Dimitri Jorssen, Shawn Daniels, Chad Evans, Jason Napier, Toraino Johnson, Tony Brown, Nate Bullen.

Nov. 24	Southern Cal	MI	N1	W	52	50	
Nov. 30	Northern Arizona	A	L		52	64	
Dec. 4	UC San Diego	H	W		82	58	
Dec. 7	Utah	A	L		42	77	
Dec. 9	Northern Arizona	H	W		80	58	
Dec. 18	Western State	H	W		93	51	
Dec. 21	Weber State	A	L		73	86	
Dec. 28	Mercer	GC	H	W	74	55	
Dec. 29	San Diego	GC	H	W	OT	68	65
Jan. 4	Fresno State	H	W		83	66	
Jan. 8	BYU	H	A		73	82	
Jan. 13	CS Fullerton	BW	H	W	82	70	
Jan. 15	UC Irvine	BW	H	W	81	46	
Jan. 20	UC Santa Barbara	BW	A	W	61	57	
Jan. 22	Cal Poly	BW	A	W	74	62	
Jan. 27	Boise State	BW	A	W	75	68	
Jan. 30	Idaho	BW	A	W	67	60	
Feb. 3	North Texas	BW	H	W	83	70	
Feb. 5	New Mexico State	BW	H	W	66	51	
Feb. 10	Nevada	BW	H	W	69	54	
Feb. 12	Long Beach State	BW	A	W	71	63	
Feb. 17	Nevada	BW	A	W	62	53	
Feb. 19	Pacific	BW	H	W	64	55	
Feb. 24	New Mexico State	BW	A	W	70	66	
Feb. 26	North Texas	BW	A	W	76	68	
Mar. 2	Idaho	BW	H	W	73	52	
Mar. 4	Boise State	BW	H	W	74	62	
Mar. 9	Pacific	BWT	N2	W	64	41	
Mar. 10	Nevada	BWT	A	W	69	64	
Mar. 11	New Mexico State	BWT	N2	W	71	66	
Mar. 17	Connecticut	NCAAN3	L		67	75	
N1-Lahaina, Hawaii							
N2-Reno, Nev.							
N3-Birmingham, Ala.							

2000-01

Record: 28-6 Big West: 13-3, 2nd Place
Home: 15-0 Away: 7-4 Neutral: 6-2
Big West Tournament Champion
NCAA Tournament Participant

NCAA Tournament Participant						
Nov. 17	Santa Clara	TOC	N1	W	76	67
Nov. 18	South Florida	TOC	N1	W	69	66
Nov. 19	Austin Peay	TOC	N1	L	OT	76 80
Nov. 25	CO-Colorado Springs	H	W	68	61	
Nov. 29	Idaho State	A	W	59	55	
Dec. 6	Utah	H	W	58	57	
Dec. 9	Montana Tech	H	W	79	29	
Dec. 16	BYU	A	L	67	69	
Dec. 20	UC Riverside	A	W	76	62	
Dec. 23	Weber State	H	W	89	77	
Dec. 29	Albany	GC	H	W	88	43
Dec. 30	Air Force	GC	H	W	59	50
Jan. 4	Cal Poly	BW	A	W	82	69
Jan. 6	Idaho	BW	A	W	80	58
Jan. 11	Long Beach State	BW	H	W	76	60
Jan. 13	Pacific	BW	H	W	73	59
Jan. 16	UC Riverside	H	W	75	45	
Jan. 20	Boise State	BW	H	W	82	64
Jan. 25	Pacific	BW	A	W	62	51
Jan. 27	Idaho	BW	H	W	71	57
Jan. 31	UC Irvine	BW	A	L	51	56
Feb. 2	CS Fullerton	BW	A	W	76	52
Feb. 8	UC Irvine	BW	H	W	67	52
Feb. 10	CS Fullerton	BW	H	W	58	46
Feb. 15	UC Santa Barbara	BW	A	W	71	48
Feb. 17	Long Beach State	BW	A	L	56	71
Feb. 24	Boise State	BW	A	L	OT	77 78
Mar. 1	UC Santa Barbara	BW	H	W	83	50
Mar. 3	Cal Poly	BW	H	W	82	55
Mar. 8	CS Fullerton	BWT	N2	W	74	43
Mar. 9	Boise State	BWT	N2	W	67	48

2002-2003

Record: 24-9 • Big West Tournament Champions • NCAA Tournament (0-1)



Front Row (L-R): Mark Brown, Calvin Brown, Trainer Mike Williams, Assistant Coach Randy Rahe, Head Coach Stew Morrill, Assistant Coach Don Verlin, Assistant Coach Tim Duryea, K.C. Comadena, Greg Patton. **Back Row (L-R):** Michael Stowell, John Neil, Nate Harris, Desmond Penigar, Ian McVey, Mike Ahmad, Mike Puzey, Spencer Nelson, Chad Evans, Toraino Johnson, Cardell Butler, Ronnie Ross.

Mar. 10	Pacific	BWT N2	W	50	38
Mar. 15	Ohio State	NCAAN3	W OT	77	68
Mar. 17	UCLA	NCAAN3	L	50	75
N1-Fairbanks, Alaska					
N2-Anaheim, Calif.					
N3-Greensboro, N.C.					

2001-02

Record: 23-8 Big West: 13-5, T-1st
Home: 14-2 Away: 7-5 Neutral: 2-1

Big West Regular Season Champion

National Invitation Tournament Participant

Nov. 17	Montana State	A	W	66	51
Nov. 23	Utah	A	W	78	65
Nov. 28	Idaho State	H	W	64	59
Dec. 1	BYU	H	W OT	90	81
Dec. 4	Montana State	H	W	60	55
Dec. 8	Weber State	A	L	64	67
Dec. 15	Western State	H	W	99	43
Dec. 20	CS Northridge	BW	H	73	56
Dec. 22	Pacific	BW	H	81	71
Dec. 28	Centenary	GC	H	74	59
Dec. 29	Idaho State	GC	H	74	56
Jan. 3	Cal Poly	BW	A	58	61
Jan. 5	UC Santa Barbara	BW	A	60	56
Jan. 10	UC Irvine	BW	H	66	67
Jan. 12	Long Beach State	BW	H	70	66
Jan. 17	UC Riverside	BW	A	68	42
Jan. 19	CS Fullerton	BW	A	51	65
Jan. 26	Idaho	BW	A	57	46
Jan. 31	UC Santa Barbara	BW	H	72	64
Feb. 2	Cal Poly	BW	H	85	53
Feb. 7	Long Beach State	BW	A	60	53
Feb. 9	UC Irvine	BW	A	62	61
Feb. 14	CS Fullerton	BW	H	60	45
Feb. 16	UC Riverside	BW	H	59	42
Feb. 23	Idaho	BW	H	65	56
Feb. 28	Pacific	BW	A	51	55
Mar. 2	CS Northridge	BW	A	54	62
Mar. 7	Idaho	BWT N	W	61	41
Mar. 8	Pacific	BWT N	W	69	65
Mar. 9	UC Santa Barbara	BWT N	L	56	60
Mar. 13	Montana State	NIT	H	69	77
N-Anaheim, Calif.					

2002-03

Record: 24-9 Big West: 12-6, 3rd
Home: 12-2 Away: 7-6 Neutral: 5-1

Big West Tournament Champion

NCAA Tournament Participant

Nov. 23	Illinois State	A	W	68	53
Nov. 26	Whitman	H	W	86	52
Nov. 29	Vermont	N1	W	62	59
Nov. 30	Drake	N1	W	73	61
Dec. 1	Hawai'i-Hilo	A	W	71	60
Dec. 7	Jackson State	A	L	57	63
Dec. 14	BYU	A	L	56	66
Dec. 17	Utah	H	W	59	54
Dec. 21	Weber State	GC	H	66	64
Dec. 27	Arkansas State	GC	H	72	54
Dec. 28	Idaho State	GC	H	66	59
Jan. 2	CS Northridge	BW	A	59	44
Jan. 4	Pacific	BW	A	54	66
Jan. 9	Cal Poly	BW	H	81	67
Jan. 11	UC Santa Barbara	BW	H	75	59
Jan. 15	UC Irvine	BW	A	73	75
Jan. 18	Long Beach State	BW	A	63	55
Jan. 23	UC Riverside	BW	H	77	58
Jan. 25	CS Fullerton	BW	H	61	60

Jan. 15	Pacific	BW	H	W	66	51
Jan. 17	CS Northridge	BW	H	W	83	57
Jan. 22	CS Fullerton	BW	A	W	57	49
Jan. 24	UC Riverside	BW	A	W	62	58
Jan. 29	UC Irvine	BW	H	W	57	48
Jan. 31	Long Beach State	BW	H	W	84	46
Feb. 5	Cal Poly	BW	H	W	57	43
Feb. 7	UC Santa Barbara	BW	H	W	63	54
Feb. 12	CS Northridge	BW	A	W	69	47
Feb. 14	Pacific	BW	A	L	60	64
Feb. 19	UC Riverside	BW	H	W OT	77	72
Feb. 21	CS Fullerton	BW	H	W	87	61
Feb. 26	Long Beach State	BW	A	W	67	47
Feb. 28	UC Irvine	BW	A	W	59	56
Mar. 5	Idaho	BW	A	W	64	60
Mar. 12	CS Northridge	BWT N	L		62	63
Mar. 17	Hawai'i	NIT	H	L	74	85
N-Anaheim, Calif.						

2004-05

Record: 24-8 Big West: 13-5, 2nd
Home: 14-1 Away: 6-5 Neutral: 4-2

Big West Tournament Champion

NCAA Tournament Participant

Nov. 18	Georgia Southern	TOC	N1	W	71	61
Nov. 20	Central Florida	TOC	N1	L	52	55
Nov. 21	Northwestern	TOC	N1	W	64	57
Nov. 27	UC Davis		H	W	81	55
Dec. 1	BYU		H	W	71	57
Dec. 4	Utah		H	W	71	45
Dec. 7	IPFW		A	L	59	64
Dec. 11	Weber State		H	W	73	56
Dec. 18	BYU		A	W	84	62
Dec. 23	Idaho	BW	A	L	62	69
Dec. 29	South Carolina St.	GC	H	W	82	60
Dec. 30	Loyola Marymount	GC	H	W	87	42
Jan. 6	UC Santa Barbara	BW	H	W	80	70
Jan. 8	Cal Poly	BW	H	W	76	65
Jan. 13	Pacific	BW	A	L 2OT	66	73
Jan. 15	CS Northridge	BW	A	L	67	70
Jan. 20	CS Fullerton	BW	H	W	84	60
Jan. 22	UC Riverside	BW	H	W	77	52
Jan. 27	UC Irvine	BW	A	W	77	52
Jan. 29	Long Beach State	BW	A	W	75	44
Feb. 3	Cal Poly	BW	A	W	81	57
Feb. 5	UC Santa Barbara	BW	A	W	80	50
Feb. 10	CS Northridge	BW	H	W	77	57
Feb. 12	Pacific	BW	H	L	63	64
Feb. 17	UC Riverside	BW	A	W	73	48
Feb. 19	CS Fullerton	BW	A	L	60	64
Feb. 24	Long Beach State	BW	H	W	68	52
Feb. 26	UC Irvine	BW	H	W	87	49
Mar. 4	Idaho	BW	H	W	65	43
Mar. 11	CS Fullerton	BWT	N2	W	84	77
Mar. 12	Pacific	BWT	N2	W	65	52
Mar. 17	Arizona	NCAAN3		L	53	66
N1-Fairbanks, Alaska						
N2-Anaheim, Calif.						
N3-Boise, Idaho						

2003-04

Record: 25-4 Big West: 17-1, T-1st
Home: 15-1 Away: 10-2 Neutral: 0-1

Big West Regular Season Champion

National Invitation Tournament Participant

Nov. 21	Fort Lewis College		H	W	86	54
Nov. 25	Weber State		A	W	66	60
Nov. 29	Illinois State		H	W	89	84
Dec. 3	Utah		A	L	45	56
Dec. 13	Idaho State		A	W	73	62
Dec. 18	Jackson State		H	W	67	42
Dec. 23	BYU		H	W	76	74
Dec. 29	San Francisco	GC	H	W	74	48
Dec. 30	New Mexico State	GC	H	W	73	57
Jan. 3	Idaho	BW	H	W	69	56
Jan. 8	UC Santa Barbara	BW	A	W	74	67
Jan. 10	Cal Poly	BW	A	W	69	63

2004-2005

Record: 24-8 • Big West Tournament Champions • NCAA Tournament (0-1)



Front Row (L-R): Cass Matheus, Marques Crane, Chris Huber, Tyler Williams, Calvin Brown, Jimmie Edwards, Jaycee Carroll, David Pak, Danny Gray. **Back Row (L-R):** Jason Williams, Tai Wesley, Spencer Nelson, Nate Harris, Matt Formisano, John Neil, Ian McVey.

2005-2006

Record: 23-9 • NCAA Tournament (0-1)



Front Row (L-R): Humphrey Jackson, Chris Huber, Jaycee Carroll, Everett Morgan, Durrall Peterson, Mike Daniels, Mikel Watson, David Pak. **Back Row (L-R):** Nick Hammer, Chaz Spicer, Nate Bendall, Steve Cobbley, Arvydas Vaitiekus, Cass Matheus, Nate Harris, Chris Session.

2005-06

Record: 23-9 WAC: 11-5, T-2nd
Home: 14-2 Away: 7-6 Neutral: 2-1
NCAA Tournament Participant

Nov. 19	Oral Roberts	A	W	OT	72	67
Nov. 21	Middle Tennessee	A	L		59	60
Nov. 26	Lewis & Clark College	H	W		102	65
Nov. 30	Utah	A	L		66	67
Dec. 5	Middle Tennessee	H	W		79	61
Dec. 10	Weber State	A	W		69	60
Dec. 17	Hawai'i	WAC	A	L	59	69
Dec. 20	Oral Roberts	H	W		65	64
Dec. 22	BYU	H	W		91	80
Dec. 29	Arkansas-Little Rock	GC	H	W	76	44
Dec. 30	Binghamton	GC	H	W	81	47
Jan. 5	San Jose State	WAC	A	W	67	56
Jan. 7	Fresno State	WAC	A	L 2OT	96	99
Jan. 12	Boise State	WAC	H	W	75	69
Jan. 14	Idaho	WAC	H	W	83	58
Jan. 18	Louisiana Tech	WAC	H	W	64	55
Jan. 23	Nevada	WAC	A	W	59	53
Jan. 27	South Dakota State	H	W		72	51
Jan. 30	Hawai'i	WAC	H	W	63	52
Feb. 2	New Mexico State	WAC	A	L	86	93
Feb. 4	Louisiana Tech	WAC	A	W	63	62
Feb. 11	New Mexico State	WAC	H	L	77	83
Feb. 15	Idaho	WAC	A	W	80	42
Feb. 18	Northwestern State	BB	H	W	66	63
Feb. 23	Boise State	WAC	A	W	64	62
Feb. 25	Nevada	WAC	H	L	57	75
Mar. 2	Fresno State	WAC	H	W	87	77
Mar. 4	San Jose State	WAC	H	W	61	58
Mar. 9	San Jose State	WACT N1	W		76	69
Mar. 10	Louisiana Tech	WACT N1	W		68	64
Mar. 11	Nevada	WACT A	L	OT	63	70
Mar. 16	Washington	NCAA N2	L		61	75

Key to Tournaments

AAC-All-American City Invitational; **ACT**-All-College Tournament;
BB-ESPN BracketBuster Game; **BBC**-Big Blue Classic; **BI**-Big Island
Invitational; **BGT**-Blue Grass Tournament; **BW**-Big West Conference
Game; **BWT**-Big West Conference Tournament; **CAC**-Carrier Clas-
sic; **CC**-Cougar Classic; **CS**-Cowboy Shootout; **EST**-Early Season
Tournament; **FWC**-Far West Classic; **GAS**-Great Alaska Shootout;
GC-Gossner Foods Classic; **HC**-Hoosier Classic; **HFT**-Holiday Festi-
val Tournament; **IBC**-InBank Classic; **ILC**-Illini Classic; **INC**-Indiana
Classic; **ISU**-Idaho State Invitational; **KI**-Kentucky Invitational; **LAC**-
L.A. Classic; **LC**-Lobo Classic; **LI**-Longhorn Invitational; **MI**-Maui
Invitational; **TOC**-Top of the World Classic; **WAC**-Western Athletic
Conference Game; **WACT**-Western Athletic Conference Tourna-
ment.



Year-By-Year Records



Year	All	Conf.	Finish	Coach
1903-04	2-2	—	—	George Peter Campbell
1904-05	No Team			
1905-06	2-7	—	—	George Peter Campbell
1906-07	2-6	—	—	George Peter Campbell
1907-08	0-8	—	—	George A. Walker
1908-09	1-8	—	—	Clayton T. Teetzel
1909-10	3-7	—	—	Clayton T. Teetzel
1910-11	2-4	—	—	Clayton T. Teetzel
1911-12	2-6	—	—	Clayton T. Teetzel
1912-13	5-4	—	—	Clayton T. Teetzel
1913-14	10-4	—	—	Clayton T. Teetzel
1914-15	1-5	—	—	Joseph K. Jensen
1915-16	6-4	—	—	Joseph K. Jensen
1916-17	8-5	—	—	Joseph K. Jensen
1917-18	9-0	4-0	1st	Joseph K. Jensen
1918-19	6-3	2-2	2nd	Joseph K. Jensen
1919-20	2-0	1-0		E. Lowell Romney
1920-21	6-4	2-3	3rd	E. Lowell Romney
1921-22	8-3	3-3	3rd	E. Lowell Romney
1922-23	8-4	4-4	t-2nd	E. Lowell Romney
1923-24	6-6	3-5	3rd	E. Lowell Romney
1924-25	12-7	5-5	t-2nd	E. Lowell Romney
1925-26	13-5	8-4	1st	E. Lowell Romney
1926-27	11-3	9-3	2nd	E. Lowell Romney
1927-28	7-7	5-7	t-2nd	E. Lowell Romney
1928-29	8-10	4-8	3rd	E. Lowell Romney
1929-30	15-7	7-5	t-1st	E. Lowell Romney
1930-31	13-7	7-5	t-2nd	E. Lowell Romney
1931-32	7-15	2-10	4th	E. Lowell Romney
1932-33	10-12	3-8	3rd	E. Lowell Romney
1933-34	14-6	8-5	2nd	E. Lowell Romney
1934-35	17-5	9-3	1st	E. Lowell Romney
1935-36	17-9	9-3	1st	E. Lowell Romney
1936-37	6-9	5-7	t-3rd	E. Lowell Romney
1937-38	11-9	—	—	E. Lowell Romney
1938-39	18-6	—	—	E. Lowell Romney
1939-40	11-7	—	—	E. Lowell Romney
1940-41	5-16	—	—	E. Lowell Romney
1941-42	6-10	—	—	Robert W. Burnett
1942-43	14-7	—	—	D.D. Young
1943-44	No Team			
1944-45	9-10	—	—	D.D. Young
1945-46	7-12	—	—	H.B. Lee
1946-47	14-10	—	—	H.B. Lee
1947-48	8-16	—	—	Joe Whitesides
1948-49	10-21	—	—	Joe Whitesides
1949-50	17-17	—	—	Joe Whitesides
1950-51	12-22	—	—	H. Cecil Baker
1951-52	17-14	—	—	H. Cecil Baker
1952-53	17-13	—	—	H. Cecil Baker
1953-54	14-13	—	—	H. Cecil Baker
1954-55	15-7	—	—	H. Cecil Baker
1955-56	13-13	—	—	H. Cecil Baker
1956-57	11-13	—	—	H. Cecil Baker

NCAA (1-1)

All-Time Assistant Coaches

(Since 1959)

Mark Arce	2000-2001
Steve Barnes	1994, 1997-98
Dutch Belnap	1969-72
William Bibb	1972
Jim Boatwright	1989-91
Bob Boyd	1994-95
Dale Brown	1969-71
Dick Curry	1976
Kermit Davis	1995-96
Tim Duryea	2002-07
Kevin Dustin	1997-98
Tony Fuller	1999
Norvel Hansen	1964
Jim Harrick	1974-77
Don Holst	2006
Bob Lauriski	1977
Pete Mathesius	1979
Jeff Meyer	1978
Dave Miller	1994-96
Jimmy Moore	1988-91
Dana Pagett	1978-82
Leonard Perry	1996-98
Randy Rahe	1999-2004
Dave Rice	2005
Mike Riley	1983-87
Kohn Smith	1988
Evan Sorenson	1959-64
Tim Stewart	1969
Tom Stewart	1981-87
Rod Tueller	1974-79
Don Verlin	1999-2007
James Ware	2007

Year	All	Home	Away	Neutral	Conf.	Finish	Home	Away	Postseason	Coach
1957-58	4-20	3-6	1-14	0-0	—	—	—	—	—	H. Cecil Baker
1958-59	19-7	10-1	9-4	0-2	—	—	—	—	—	H. Cecil Baker
1959-60	24-5	9-1	11-3	4-1	—	—	—	—	NIT (2-1)	H. Cecil Baker
1960-61	12-14	8-3	1-9	3-2	—	—	—	—	—	H. Cecil Baker
1961-62	22-7	11-2	9-1	2-4	—	—	—	—	NCAA (1-2)	Ladell Andersen
1962-63	20-7	12-1	7-4	2-2	—	—	—	—	NCAA (0-1)	Ladell Andersen
1963-64	21-8	13-1	7-5	1-2	—	—	—	—	NCAA (1-2)	Ladell Andersen
1964-65	13-12	10-3	2-8	1-1	—	—	—	—	—	Ladell Andersen
1965-66	12-14	8-6	2-7	2-1	—	—	—	—	—	Ladell Andersen
1966-67	20-6	13-2	6-4	0-1	—	—	—	—	NIT (0-1)	Ladell Andersen
1967-68	14-11	10-3	4-8	—	—	—	—	—	—	Ladell Andersen
1968-69	9-17	7-5	2-12	—	—	—	—	—	—	Ladell Andersen



Year-By-Year Records



Year	All	Home	Away	Neutral	Conf.	Finish	Home	Away	Postseason	Coach
1969-70	22-7	13-1	6-5	3-1	—	—	—	—	NCAA (2-1)	Ladell Andersen
1970-71	20-7	13-3	4-4	3-0	—	—	—	—	NCAA (0-1)	Ladell Andersen
1971-72	12-14	8-5	4-9	—	—	—	—	—	—	T.L. Plain
1972-73	16-10	12-3	4-7	—	—	—	—	—	—	T.L. Plain
1973-74	16-10	14-0	1-9	1-1	—	—	—	—	—	Dutch Belnap
1974-75	21-6	13-1	8-4	0-1	—	—	—	—	NCAA (0-1)	Dutch Belnap
1975-76	14-12	8-3	5-7	1-2	—	—	—	—	—	Dutch Belnap
1976-77	15-12	12-3	2-9	1-0	—	—	—	—	—	Dutch Belnap
1977-78	21-7	16-1	5-6	—	—	—	—	—	NIT (0-1)	Dutch Belnap
1978-79	19-11	13-1	3-8	3-2	9-5	t-2nd	7-0	2-5	NCAA (0-1)	Dutch Belnap
1979-80	19-8	11-2	7-4	1-2	11-2	1st	6-1	5-1	NCAA (0-1)	Rod Tueller
1980-81	12-16	6-6	5-9	1-1	5-9	t-5th	3-4	2-5	—	Rod Tueller
1981-82	4-23	3-8	1-12	0-3	2-12	8th	2-5	0-7	—	Rod Tueller
1982-83	20-9	14-2	6-5	0-2	10-6	3rd	6-2	4-4	NCAA (0-1)	Rod Tueller
1983-84	19-11	10-3	9-6	0-2	12-6	4th	8-1	4-5	NIT (0-1)	Rod Tueller
1984-85	17-11	10-3	7-7	0-1	10-8	t-4th	6-3	4-5	—	Rod Tueller
1985-86	12-16	7-6	4-9	1-1	8-10	t-6th	6-3	2-7	—	Rod Tueller
1986-87	15-16	10-3	3-10	2-3	8-10	7th	7-2	1-8	—	Rod Tueller
1987-88	21-10	10-3	7-6	4-1	13-5	t-2nd	8-1	5-4	NCAA (0-1)	Rod Tueller
1988-89	12-16	8-4	3-11	1-1	10-8	t-4th	7-2	3-6	—	Kohn Smith
1989-90	14-16	9-6	5-8	0-2	8-10	5th	4-5	4-5	—	Kohn Smith
1990-91	11-17	8-4	2-12	1-1	8-10	t-4th	7-2	1-8	—	Kohn Smith
1991-92	16-12	11-3	4-8	1-1	10-8	5th	9-1	1-7	—	Kohn Smith
1992-93	10-17	7-6	3-10	0-1	7-11	7th	4-5	3-6	—	Kohn Smith
1993-94	14-13	10-3	3-8	1-2	11-7	t-2nd	7-2	4-5	—	Larry Eustachy
1994-95	21-8	13-4	7-3	1-1	14-4	1st	7-2	7-2	NIT (0-1)	Larry Eustachy
1995-96	18-15	12-3	5-8	1-4	10-8	4th	7-2	3-6	—	Larry Eustachy
1996-97	20-9	13-2	5-6	2-1	12-4	t-1st E	8-0	4-4	—	Larry Eustachy
1997-98	25-8	15-0	6-7	4-1	13-3	1st E	8-0	5-3	NCAA (0-1)	Larry Eustachy
1998-99	15-13	13-2	2-9	0-2	8-8	t-4th E	7-1	1-7	---	Stew Morrill
1999-00	28-6	15-1	9-3	4-2	16-0	1st E	8-0	8-0	NCAA (0-1)	Stew Morrill
2000-01	28-6	15-0	7-4	6-2	13-3	2nd	8-0	5-3	NCAA (1-1)	Stew Morrill
2001-02	23-8	14-2	7-5	2-1	13-5	t-1st	8-1	5-4	NIT (0-1)	Stew Morrill
2002-03	24-9	12-2	7-6	5-1	12-6	3rd	7-2	5-4	NCAA (0-1)	Stew Morrill
2003-04	25-4	15-1	10-2	0-1	17-1	t-1st	9-0	8-1	NIT (0-1)	Stew Morrill
2004-05	24-8	14-1	6-5	4-2	13-5	2nd	8-1	5-4	NCAA (0-1)	Stew Morrill
2005-06	23-9	14-2	7-6	2-1	11-5	t-2nd	6-2	5-3	NCAA (0-1)	Stew Morrill

Conference Affiliations

1918-37	Rocky Mountain
1938-62	Mountain States
1979-2005	PCAA/Big West
2006-	Western Athletic Conference

All-Time Coaching Records

Coach	Years	Seasons	Games Won	Lost	Pct.	Conf. Champs.	NCAA Appear.	NIT Appear.
George Peter Campbell	1904-07	3	21	6	.286	—	—	—
George A. Walker	1908	1	8	0	.000	—	—	—
Clayton T. Teetzel	1909-14	6	56	23	.411	—	—	—
Joseph K. Jensen	1915-19	5	47	30	.638	1	—	—
E. Lowell Romney	1920-41	22	382	225	.589	4	1	0
Robert W. Burnett	1942	1	16	6	.375	—	0	0
D.D. Young	1943, 45	2	40	23	.575	—	0	0
H.B. Lee	1946-47	2	43	21	.488	—	0	0
Joe Whitesides	1948-50	3	89	35	.393	—	0	0
H. Cecil Baker	1951-61	11	299	158	.528	—	0	1
Ladell Andersen	1962-71	10	269	173	.643	—	5	1
T.L. Plain	1972-73	2	52	28	.538	—	0	0
Dutch Belnap	1974-79	6	164	106	.646	0	2	1
Rod Tueller	1980-88	9	259	139	.537	1	3	1
Kohn Smith	1989-93	5	141	63	.447	0	0	0
Larry Eustachy	1994-98	5	151	98	.649	3	1	1
Stew Morrill	1999-	8	253	190	.751	3	5	2
Totals	104	101	2290	1324	.578	12	17	7

NOTE: USU did not field a team in 1944.

A

Abrams, Marvin..... 1945, 47-48
 Adams, Alma..... 1934
 Adams, Boyd..... 1954-55
 Adams, H.R..... 1937
 Agorastos, Chris..... 1959
 Agricola, Calvin..... 1938-40
 Ahmad, Mike..... 2002, 2004
 Allen, Aquilla..... 1942
 Allick, Tyrone..... 1998-99
 Allsop, Warren G..... 1930-33
 Andersen, LaDell..... 1949-51
 Anderson, Dave..... 1955
 Anderson, Greg..... 1981-82
 Anderson, Hans..... 1913
 Anderson, Jeff J..... 1984-85
 Anderson, Jeff O..... 1985-88
 Anderson, Kay..... 1945
 Anderson, Lorin..... 1937-38
 Anderson, Roddie..... 1994-95
 Anderson, Wade..... 1961
 Andreason, Grant..... 1936-38
 Andrus, Leonard..... 1920
 Angle, Larry..... 1963-64, 66
 Austefjord, Haakon..... 1979-82
 Auur, Don..... 1960

B

Bailess, Preston..... 1976-77, 79
 Bailey, Dion..... 2000-01
 Bailey, Larry..... 1956-57
 Baker, H. Cecil..... 1923-25
 Barnes, Matt..... 1990-91
 Bates, Jay..... 1957-58
 Baugh, Evan..... 1940-42
 Bean, Chris..... 1968-70
 Bearup, Todd..... 1987
 Beck, Gary..... 1980, 83-85
 Bees, Walter..... 1971
 Beeton, Martell..... 1957-58
 Bell, Dan..... 1986-87
 Belliston, Carl..... 1931-32
 Belliston, Garth..... 1945
 Belshe, Dave..... 1982
 Bendall, Nate..... 2006
 Bennion, Donald..... 1930-31
 Bergeson, Larry..... 1980-82
 Berrett, Ken..... 1949-50
 Bingham, Delbert..... 1939-40
 Birch, Brandon..... 1998-99
 Blanton, Paul..... 1936
 Boatwright, Jim..... 1972-74
 Bobb, Curtis..... 2000-01
 Booth, Richard Lee..... 1955
 Brady, Charles..... 1996-97
 Briggs, Melvin..... 1942
 Broberg, John..... 1937-39
 Brossard, Edgar..... 1907-08
 Brossard, Howard..... 1912
 Brown, Calvin..... 2002-05
 Brown, Cordell..... 1952-55
 Brown, Mark..... 2003-04
 Brown, Tony..... 1999-2002
 Bunce, Larry..... 1967
 Bunker, Robert..... 1937
 Butler, Cardell..... 2003-04

C

Call, Joseph..... 1929

Campbell, Everett.. 1930, 32-33
 Carroll, Jaycee..... 2005-06
 Casey, Mike..... 1962-63
 Castleton, Stan..... 1969
 Chappell, Albert..... 1989-90
 Chesbro, Charles..... 1946-47
 Child, Rawson..... 1948
 Christensen, Guy..... 1932
 Christensen, Ivan..... 1955-56
 Clark, Charles..... 1939
 Clark, Jack..... 1952-54
 Cleverly, James..... 1947
 Clyde, George D..... 1917
 Coburn, John..... 1909
 Collier, Troy..... 1963-64
 Condie, Frank..... 1953
 Condie, Willmore..... 1945
 Conley, Terry..... 1957
 Conway, Dan..... 1986-89
 Cook, Bert..... 1950-52
 Cook, Lashbrook L..... 1907-10
 Cook, Sterling..... 1938
 Cooley, Pat..... 1972
 Cormier, Covington..... 1995
 Cotten, Junsie..... 1993-94
 Cowley, Floyd..... 1923
 Crane, Bob..... 1958
 Crookston, Burns..... 1942
 Crookston, R. Burns..... 1912-13
 Cropley, Virgil..... 1931-32
 Crowther, Clifton..... 1923-25
 Cullimore, Grant..... 1941
 Cullimore, Grant..... 1942
 Cullimore, Ralph..... 1958-60
 Cunningham, Leo..... 1979-82
 Curtis, Orrin..... 1942
 Cutler, Mark..... 1983

D

Dailey, Roger..... 1990-92
 Daley, Ernest..... 1907
 Daniels, Shawn..... 2000-01
 DaSilva, Carlito..... 1992-93
 Davis, Carl..... 1927-30
 Davis, Jerry..... 1988
 Davis, Pharoah..... 1998-99
 DeMarco, Bob..... 1982-83
 Dittebrand, Mickey..... 1964-65
 Dixon, Asael..... 1909
 Dixon, Nate..... 1960
 Done, Nathan K..... 1948-50
 Dow, Randy..... 1962
 Downs, Ralph..... 1949-51
 Drakulich, Nick..... 1941
 Dressen, Dan..... 1974
 Drysdale, Elwood..... 1930-32
 Ducich, Dan..... 1950
 Dunn, Pat..... 1955-56
 Durrant, Bill..... 1942
 Durrant, Kent..... 1965

E

Edsall, Leonard..... 1965
 Edwards, Jimmie..... 2005
 Egbert, Archie..... 1909
 Egbert, Ivan..... 1909-11
 Elliott, Rashad..... 1999
 Ence, Ron..... 1983-84
 Ennenga, Pete..... 1965-67
 Epps, Ed..... 1969-71

Erickson, John..... 1969-70
 Estes, Wayne..... 1963-65
 Evans, Chad..... 2001-04

F

Fivecoat, Gregg..... 1961
 Floyd, Bill..... 1985-86
 Floyd, Donald Joe..... 1961
 Ford, Stish..... 1966
 Fowers, Blair..... 1959
 Franson, Eric..... 1991, 94-96
 Fries, Brandon..... 1999
 Funk, Randy..... 1990-91

G

Gardner, Dale..... 1952-53
 Gardner, Rollie..... 1935-36
 Gardner, Ruthon..... 1916
 Gardner, Spencer..... 1951
 Garff, Elmo..... 1935-38
 Garff, Elmo Jr..... 1959
 Garn, Darrell..... 1959
 Garn, Daryl..... 1962
 Geddes, Dale..... 1955
 Geddes, Neal..... 1998
 Gentry, Todd..... 1992-93
 Gibbons, Robert..... 1926
 Gilmore, Frank..... 1946-48
 Gilmore, Frank C..... 1947
 Goates, Raeldon..... 1936-38
 Gobbie, Tom..... 1950-51
 Golding, Fred..... 1952
 Goldsberry, Reid..... 1959, 62-63
 Goodman, Jay..... 1991-93
 Goodrich, Gary..... 1955
 Gordon, Allen..... 1990-91
 Gotcher, Doug..... 1988
 Graham, Harley..... 1969
 Grant, Greg..... 1983-86
 Grant, Nathan..... 1985-89
 Green, Cornell..... 1960-62
 Gregg, Ed..... 1975-76
 Griffen, Dick..... 1942
 Gutke, Ralph..... 1934

H

Haggerty, Sam..... 1957-58
 Hale, Hal..... 1965-67
 Hale, Lyle..... 1945
 Halimon, Shaler..... 1967-68
 Hammer, Nick..... 2006
 Hammond, Owen Cyril..... 1922-24
 Hancock, Heber..... 1910-11
 Haney, Darnell..... 1961-62
 Hansen, Glen..... 1972
 Hansen, Harold..... 1933-35
 Hansen, Norvel "Nog"..... 1947-48
 Hansen, Ron..... 1983
 Hansen, Thad..... 1937
 Hanson, Percy..... 1920-22
 Hanson, Ralph..... 1963-64
 Harbertson, Bob..... 1952-54
 Harries, Scott..... 1982-83
 Harris, Nate..... 2003-06
 Harris, Rulon..... 1932
 Harris, Sterling..... 1922
 Harvey, Quenton..... 2004
 Hasen, Mark..... 1962
 Hasen, Mark..... 1963

Hatch, Ron..... 1970-72
 Hawley, Warren..... 1924-27
 Haws, Rich..... 1973-75
 Hay, Roderick..... 1992-93
 Hayes, Andy..... 1951-52
 Hazen, Frank..... 1949-50
 Henderson, Dean..... 1934-36
 Henrie, DeWayne..... 1928-29
 Henrie, Dwaine..... 1924-25
 Herman..... 1907
 Holmstead, Ivan..... 1910-11
 Hoffman, Paul..... 1967
 Hoffman, Verne..... 1942-46
 Hoggan, Drummond..... 1938
 Holman, Don..... 1961-62
 Holmstead, Earl..... 1945-46
 Hood, Keith..... 1979-81
 Houskeeper, Greg..... 1988-89
 Huber, Chris..... 2004-06
 Hughes, Austin..... 1941
 Hull, Bill..... 1952-54
 Hull, Don..... 1959-60
 Hunger, Dean..... 1977, 79-80
 Hunsaker, Kent..... 1965-66
 Hunter, Novich..... 1995-96

I

Ipsen, Bob..... 1958-59
 Isaacson, Dave..... 1997-98
 Ivins, Lorraine..... 1922-24
 Izatt, Edwin..... 1939-41
 Izatt, George..... 1907

J

Jackson, Brian..... 1980-81
 Jacobsen, Lloyd..... 1938-39
 James, Leonard..... 1938-40
 James, Robert..... 1993
 Jardine, Rich..... 1990-91
 Jarvis, Lester..... 1920
 Jarvis, Orin..... 1917-18
 Jefferson, Jessie..... 1968-69
 Jensen, Sid..... 1960-61
 Jenson, Kent..... 1963
 Jeppeson, Paul..... 1968-70
 Johnson, Bart..... 1953-55
 Johnson, Carl..... 1915-16
 Johnson, Clarke..... 1946-47
 Johnson, Don..... 1956
 Johnson, Donnie..... 1998-99
 Johnson, Jerome..... 1985
 Johnson, Mike..... 1986-87
 Johnson, Phil..... 1962-63
 Johnson, Rollo..... 1949-50
 Johnson, Rollo Ray..... 1948
 Johnson, Toriano..... 2001-03
 Jones, Clarence..... 1965-67
 Jones, Justin..... 1996-98
 Jones, Michael..... 1998
 Jones, Norm..... 1947-49
 Jones, Steve..... 1964-65
 Jones, William..... 1908
 Jorgensen, C. Percy..... 1947-50
 Jorgenson, Floyd..... 1907
 Jorgenson, Lee..... 1946-48
 Jorssen, Dimitri..... 1999-2001
 Jon Judkins..... 1986-88

K

Kappler, Dixon Clarence... 1916
Kemp, Jarobi 1994
Kirby, Gordon 1956
Kirk, Harvey 1920-21, 23-24
Klotovich, Mark 1958

L

Lake, Sean 1990
Lambert, Joe 1933-34
Langston, Verl 1946
Lauriski, Bob 1971-73
Lewis, Dale 1945
Lind, Richard 1959
Lindley, Earl 1952-53
Lindquist, Ray 1938-40
Lindsay, Claude 1922
Lockeyer, Joe 1956-57
Lofton, Brent 1990-92
Long, Darrin 1984
Long, Myron 1964-65
Love, Lafayette 1971-73
Lyons, Delane 1962

M

Mackbee, Earsell 1965
Mahorn, Andre 2000
Maker, Cecil 1923
Malmrose, Gary 1974-77
Marriott, Brent 1969
Martindale, Addington 1926-28
Martineau, Blair 1975-77
Matheus, Cass 2005-06
Maughan, Conway 1945
Maughan, Glen 1941-42
Maughan, Joe 1921
Maughan, Joseph 1922
Maughan, Ralph 1942-46
Mayne, Jack 1941
McCullough, Michael.. 1982-84
McDonald, Keith 1979
McElrath, Rich 1979-80
McMullin, Chris 1983-84
McMullin, Tommy 1916-17, 20-21
McNeil, W.I. 1907
McNiel, Frank 1933-35
McVey, Ian 2004-05
Meyer, Jeff 1976-77
Mich'l, Ron 1959-60
Miller, John 1950-51
Miller, Mark 1979-80
Mills, Silas 1995-96
Moesinger, Gilbert 1931
Mohr, Andy 1916-18, 20
Mohr, Ernest 1912-13
Moore, Brent 1996
Moore, Jimmy 1973-75
Morris, Clyde 1939-40
Morris, Floyd 1939-40
Mourtison, Grant 1945
Murdock, Bob 1948-49

N

Napier, Jason 2001-02
Nate, Dennis 1961-62
Neil, John 2004-05

Nelson, Clinton 1945
Nelson, Spencer . 1999, 2003-05
Nesmith, Malloy 1992
Newey, Reid 1984, 87-89
Nielsen, Cantril 1924-28
Nielsen, Lindy 1950
Nielsen, Lynn 1949
Nielson, Joseph 1918
Nixon, Kevin 1985-88

O

O'Brien, Dennis 1966
Olsen, Dave 1966
Olsen, Oman 1938
Owen, Cyril 1912-13
Owens, Darryl 1974-77

P

Packard, David Russell 1915
Packer, Allen 1946
Pak, David 2005-06
Parkinson, Berkley 1937-38
Parkinson, Ezra B. 1907-08
Parkinson, Seth 1930-31
Parris, Jeff 1990
Parrish, Alan 1965-67
Patterson, Gary 1990-93
Patton, Greg 2003
Pavlish, Brian 1972-73
Penigar, Desmond 2002-03
Pepek, Stan 1988-89
Perkins, Rawlee 1977-79
Perry, Max 1959-61
Pete, Gilbert 1986-89
Peterson, Arden 1937-38
Peterson, Bob 1950-51
Peterson, D. 1909
Peterson, Durrall 2006
Peterson, Eric 1982-83
Peterson, Hugh 1912
Peterson, John 1913
Peterson, Preston 1907
Peterson, R. 1912-13
Petty, Cleo 1933-36
Pinegar, Steve 1977, 79-80
Polak, Frank 1956-58
Powell, Les 1966-67
Price, Lewmar 1915
Putnik, John 1941
Puzey, Bill 1962-63
Puzey, Mike 2003

R

Ramirez, Abie 1993
Randall, Rick 1998-99
Rasmuson, Mahlon 1949
Rasmussen, Paul 1960
Ray, Brennan 2000-02
Reading, Roland 1939-41
Reaveley, Joe 1958
Reed, Blair 1974-76
Reese, L. Lavern 1916
Reeve, Eldrow 1937-38
Remund, Clive 1930
Rice, Jim 1959
Rice, Kevin 1997-98
Ritchie, Roy 1960-61

Roberts, Marvin 1969-71
Robinson, Lamond 1921-24
Rock, Bernard 2000-01
Rock, Mike 1973-76
Rogers, Duane 1995-97
Rolle, Troy 1999-00
Rose, Trent 1993-94
Ross, Ronnie 2002-03
Roth, Steve 1965-66
Rotta, Joel 1983-84
Ruffner, Byron 1991
Ryan, Bill 1947
Ryan, Kent 1934-37
Ryan, Richard 1941

S

Sager, Charlie 1991-92
Sanders, Newell 1923-27
Santos, Mike 1975-77
Saxon, Marcus 1997-98
Schaub, George Wesley .. 1923
Schaub, Wesley George .. 1922
Schenk, Edward 1948
Schofield, Jerry 1959-60
Schumacher, Tony 1994
Session, Chris 2006
Sewell, Keith 1951
Sewell, Keith Arthur 1952
Sheehan, Chris 1988-89
Shields, Martin 1955
Simms, Myron 1995
Simpson, Harold 1941
Skousen, Willard 1935-36
Smart, Theron 1928-29
Smith, Antwan 1995-97
Smith, Driver Edwin 1921
Smith, Fred "Luckie" 1967
Smith, Jimmy 1967-68
Smith, Ted 1956-57
Smith, Tim 1965
Sorenson, Evan 1946-48
Spencer, Sydney 1920-21
Spizer, Chaz 2006
Spillers, Maurice.. 1994-95, 96-97
Springham, Bob 1951-54
Stewart 1907
Stewart, Dan 1997, 2000
Stewart, Tom 1966-68
Stone, Harvey 1949
Stowell, Michael 2002-03
Sumsion, Glenn 1918

T

Tate, Sharon 1928-29
Taylor, Craig 1976, 79-80
Tebbs, Jeff 1970-72
Tenhoeve, Mark 1973-75
Thayer, Jim 1958
Theus, Hal 1957-59
Thomas, Rashaun 2000
Thompson, Ken 1971-72
Thompson, Ray 1973-75
Thurston, Mark 1998
Tollestrup, Tim 1968-70
Trane, Keith 1941-42
Tucker, Darrell 1951-54
Tueller, Tann 1984-86
Tuft, Don 1952-54

Turner, Sanchez 1993

V

Vague, Jeremy 2001-02
Van Kampen, Rudolph 1932
Van Oreen, P.B. 1910
VanNoy, Jay 1947-48
Vincent, Thomas 2001-02

W

Wade, Dick 1968-70
Wade, Edward 1935-37
Wade, Ellis 1926-29
Wakefield, Terry 1970-72
Walbeck, Daryl 1958
Walker, Gilbert 1961
Walker, LeRoy 1964-65
Wankier, Udell A. 1945
Wardell, Clayton 1933-34
Warfel, Joe 1963
Washington, Lance 1981-83
Washington, Vince 1984-85
Watkins, Delos 1930-31
Watson, Elden 1935-36
Watts, Conley 1933-34
Watts, Gary 1960, 63-64
Watts, Joe 1962
Weiss, Jack 1952
West, Shelby 1933, 35-37
White, Darrel 1989-90
Whitehead, Winifred 1909
Wickizer, Jon 1993-96
Wickizer, Nathan 1992-95
Wickliffe, Edgar 1981
Widmer, Gene 1964
Wilbon, Tyler 1960-61
Wilcox, Elton 1931
Wiley, Jerome 1983-84
Willden, Brad 2000
Williams, Fred 1946
Williams, Harold 1926
Williams, Jason 2004-05
Williams, Kevin 2002
Williams, Nate 1970-71
Williams, Oscar 1975-77
Williams, Tyler 2004-05
Wilson, Mark 1977
Wimmer, Albert 1938
Womack, Jermaine 1995-96
Woodard, Corwin 1994-95
Woods, Vertis 1933-34
Woodside, Howard 1923-25
Worily, Don 1955-56
Worley, Clyde 1919
Worthen, Alan 1960
Worthington, Glen 1926-29

Y

Yeates, LaRue 1932
Young, C. George 1930
Young, George 1931-32
Youngblood, Kendall... 1989-92

Writing an injured teammate's number on your shoes.
A quick huddle before a free throw.
Wristbands.

Running suicides together for every missed free throw.
Setting a pick you'll feel for a week.
Acknowledging a great pass.

The stale smell of bad road food.
Pre-game chants in the locker room.
Nicknames that your fans don't even know.

Senior night.
Early morning practice.
Calling an ally-oop with the nod of your head.

Summer league.
Cards on the bus.
Backside help on defense.

An encouraging word during a timeout.
A taunt from the bench.
A victory dance.

JUST DO IT.





UNIVERSITY
UNIVERSITY

THINK Utah State

Founded in 1888 as Utah's only land-grant school, Utah State University now serves over 23,000 students from all 50 states and from 84 countries and has a worldwide outreach, with projects and collaborations around the globe.

And Utah State's influence doesn't stop at the planetary border. Our school is the premier space-grant university in the world, sending more experiments into space than any other university. Many of those experiments are designed and developed by Utah State students, who take advantage of the expertise and hands-on mentoring offered by caring, engaged teachers and researchers.

Utah State's curriculum is student-centered, with hundreds of academic programs that serve as a foundation for an unlimited number of careers, and students who think outside the box can design their own academic track. Students take advantage of opportunities for internships, research, study abroad and mentoring. Our students even built and flew a replica of the original Wright flyer using high tech materials. It's the flyer the Wright brothers would have built had they lived in the 21st century and studied at Utah State.

Utah State is small enough to offer safety, security and friendship, and large enough to offer world-class labs, two libraries, a rich curriculum of graduate and undergraduate courses and engagement with the wider world. Most Utah State students live on or near campus and have a wide array of housing opportunities to choose from.

And perhaps the best part of all, Utah State is simply beautiful. The immaculately groomed, 400-acre, residential campus features historic buildings, shady walkways and secret nooks for studying under the trees. More than 100 buildings offer places to study, learn and explore, and the campus overlooks a lush, green valley circled by forested mountains.


Numerous recreational activities are only minutes from campus, including mountain biking, rock climbing, snow boarding, downhill and cross country skiing, birding, snowmobiling and canoeing. In Logan (population 49,000) students can attend one of the top summer opera festivals in the world, shop at high-end, low-end or thrift stores, hang out at the local farmer's market, or compete in the Top of



Utah Marathon, ranked by Runner's Magazine as one of the four best kept secrets in the country.

And speaking of running - our athletes do. They run from the classroom to the soccer field, from the basketball courts to the library. At Utah State academics come first. Utah State student-athletes - men and women - balance success on the field with success in the classroom. Grade point averages and the number of academic honorees climb each year, with 54 percent posting a 3.0 grade point average or better last fall. Nineteen student-athletes boasted a perfect 4.0.

When early explorer Jim Bridger saw the valley that is now home to Utah State University, he pronounced it the most beautiful valley in the Rocky Mountains. Students and faculty are still exploring at Utah State, pushing the boundaries of human knowledge into space, finding innovative solutions on the ground, transforming lives and communities with vision. We encourage you to join our active, vibrant community - to study, to partner with, to give back. **To THINK Utah State.**




Dee Glen Smith Spectrum

The Spectrum has gained a reputation as one of the nation's toughest venues for sporting events. The 10,270-seat arena also houses the Athletics Department offices and the USU ticket office.



LaRee and LeGrand Johnson Field



Aggie Weight Room & Health Center

The Health Center houses Utah State's Strength and Conditioning program and the University's Health and Wellness program, which also offers physical therapy for student-athletes. The Aggie weight room houses state-of-the-art weight-training equipment and is managed by four certified strength and conditioning coaches.



Maughan Track Stadium





Stan Albrecht

University President

Stan Albrecht was named Utah State University's 15th president and assumed his new position on Feb. 1, 2005.

At the time of the announcement, Albrecht was serving as executive vice president and provost at Utah State, a position he held since 2001. He previously served as its dean of the College of Humanities, Arts and Social Sciences from 1998-2001.

"I care deeply about this university and its mission," Albrecht said when he was hired. "I strongly believe that it has the potential to remain one of the outstanding teaching, research and outreach universities in this country. The world of higher education is being transformed by technology, and the ability to access and apply knowledge will be more critical than ever before to compete in today's world and to reap economic benefits."

Albrecht replaced Kermit L. Hall, who was named president of the University of Albany, which is part of the State University of New York. Hall served four years as the president at Utah State.

As part of the decision, the Regents considered input and suggestions from trustees, faculty, students, administrators, staff and the public. Albrecht was part of a national search for Utah State's president four years ago and has the confidence and support of the university's community.

Prior to his arrival at Utah State, Albrecht served as an administrator and professor at the University of Florida from 1993-98. He also served for 18 years at Brigham Young University (1974-92), including three years as academic vice president and associate provost. He began his career as an assistant professor of sociology at Utah State University in 1970 through 1974.

A sociologist, Albrecht has written extensively, including as a co-author of the textbooks *Social Psychology* and *Social Science Research Methods*, both published by Prentice-Hall. He has authored numerous scholarly papers on a wide range of topics, including the environment, energy development and rural health.

Albrecht received his doctorate from Washington State University in 1970, a master's degree from Washington State University in 1968 and bachelor's degree from Brigham Young University in 1966. All three degrees were in sociology.

He is a member of the Science Committee for the Minerals Management Service of the U.S. Department of Interior. He has served as a council member of the Society for Human Ecology and as vice president of the Rural Sociological Society.

Albrecht is married to Joyce Albrecht, Utah State's current associate vice president for University Advancement.



Utah State University Executive Committee (2006-07)

Stan L. Albrecht, President
 Raymond T. Coward, Executive Vice President & Provost
 Douglas D. Anderson, Dean, College of Business
 Jodi Bailey, Chief Audit Executive
 Byron R. Burnham, Vice Provost & Dean, School of Graduate Studies
 Lee H. Burke, Assistant to the President
 Gary A. Chambers, Interim Vice President for Student Services
 Noelle E. Cockett, Vice President for Extension & Agriculture & Dean, College of Agriculture
 John W. DeVilbiss, Director of Public Relations & Marketing
 Donald W. Fiesinger, Dean, College of Science
 Glenn W. Ford, Vice President for Business & Finance
 Nat B. Frazer, Dean, College of Natural Resources
 Scott H. Hinton, Dean, College of Engineering
 M.K. (Kay) Jeppesen, Vice President for Information Technology/CIO
 Gary Kiger, Dean, College of Humanities, Arts & Social Sciences
 Scott M. Mietchen, Vice President for University Advancement
 Brent C. Miller, Vice President for Research
 Michael D. Pavich, Director, Space Dynamics Laboratory, USURF
 Craig J. Simper, General Counsel
 Randall W. Spetman, Director of Athletics
 Carol J. Strong, Dean, College of Education & Human Services
 Ned M. Weinshenker, Vice President for Strategic Ventures & Economic Development
 Linda L. Wolcott, Vice Provost, Libraries & Instructional Support
 Sydeny Peterson, Chief of Staff

Utah State University Board of Trustees (2006-07)

Mr. Richard L. Shipley, Chairman, Farmington
 Mr. R. Brent Nyman, Vice Chairman, North Logan
 Mr. David P. Cook, Member, San Jose, Calif.
 Mr. Robert L. Foley, Member, Vernal
 Mr. Douglas S. Foxley, Member, Salt Lake City
 Mr. David Johnson III, Member, Riverton
 Mr. Richard L. Nelson, Member, Sandy
 Mrs. Suzanne Pierce-Moore, Member, Park City
 Mr. Noah Riley, Member, Logan
 Mrs. Kellie Schultz Wood, Member, Salt Lake City
 Dr. Lee H. Burke, Secretary, Logan



Randy Spetman

Athletics Director

After eight years (1996-2003) as the director of athletics at the United States Air Force Academy, Randy Spetman is entering his third year at Utah State University after assuming the director of athletics position on July 1, 2004.

Familiar with the western part of the United States as well as the Western Athletic Conference, Spetman oversaw a 27-sport intercollegiate program, as well as the physical education and intramural programs at the Academy.

"In Randy Spetman we have a new athletic director committed to the success of our student-athletes, both academically and athletically," said then University President Kermit L. Hall when Spetman was hired. "We wanted an individual who knew football, understood athletics in the West, could work with our fine coaching staff, was respected for integrity and character, believed in academic success, and who could help build an increasing base of private support. We found that person in Randy and his best supporter, Becky."

A major reason for accepting the offer to come to Utah State, Spetman said, is its emphasis on academics and the way it believes in its student-athletes. He said the University's 10th highest graduation rate in the nation among its student-athletes is evidence of its commitment.

Spetman spent much of his first year getting to know the University community and building for the future.

He is building five-year strategic and business plans for the athletic program to be distributed among the president, staff, students and administration. He said it is a plan that will most likely see continued emphasis on improving football facilities, including locker room expansions and a sports medicine area. "We need a strong football presence when we move into the WAC," he said. "We want to make sure we have a first-class facility."

He said he is pleased that renovation and improvements are already

under way at Romney Stadium. It establishes interest and momentum among university and community fans. He said he is impressed with the community support and would like to expand stadium use to involve even more community members.

Spetman said entrance into the WAC brings new energy and spark to athletics at Utah State. He said he is looking forward to being able to compete in this historically significant conference.

He looks forward to continuing his rivalries against Mountain West teams as well, such as the University of Utah and Brigham Young. "The WAC has to be able to compete against the Mountain West and to be a top conference if it wants to compete in a Bowl Championship Series," he said.

While at the Air Force Academy, Spetman's influence went full circle. As the only military athletic director in the nation at the Division I level, Spetman was the first athletic director to have been an athlete and a coach at the Academy.

A 1976 graduate, Spetman's competitive spirit and warrior-like attitude earned him three letters in football. The team co-captain as a senior, he also captured the heavyweight Wing Open Boxing Championship twice.

After receiving his commission, he served as an assistant football coach at the Academy in 1977 under legendary coach Ben Martin.

Originally from Council Bluffs, Iowa, Spetman assumed his duties as athletic director at the Academy in 1996. He administered the school's 27-sport intercollegiate program as well as the physical education and intramural programs.

While there, Spetman directed a major building addition, the first in 30 years, that included a new weight room, training room, locker rooms and administrative offices.

During his tenure at the Academy, the athletic teams enjoyed

unmatched success. The football team went to four postseason bowl games and became one of the top 15 programs nationally since 1997 in total wins with 57. The men's basketball team under the direction of Joe Scott enjoyed its best season in over 10 years with a 12-16 mark in 2003 and then advanced to the NCAA Tournament in 2004. The women's basketball team with Ardie McInnelly rapidly improved, while the ice hockey squad with Frank Serratore at the helm of the team has enjoyed consistent success. Spetman was responsible for hiring all three head coaches.

Spetman's military career has taken him around the world and in a variety of positions. A command pilot with more than 3,000 hours of flight time, Spetman's range of positions has taken him from assistant football coach to a pilot and from the Chief of Bomber Planning in Desert Shield and Desert Storm to serving as Chief, Command and Control Division, Operations Directorate at the U.S. European Command in Stuttgart, Germany.

A graduate from Squadron Officer School, he attended the National War College and earned a master's degree in National Security Strategy. Spetman also holds a master's in management and supervision from Central Michigan University.

He was a member of the Mountain West Conference Championship Committee, Handbook Committee and Television Committee. He was also the third vice president of the National Association of Collegiate Directors of Athletics.

He and his wife, the former Rebecca Luhring of Des Moines, Iowa, are the parents of two children, Brian and Kim.





Mary Ellen Cloninger
Senior Associate Athletics Director
SWA
14th Year at USU

Entering her 14th year at Utah State is senior associate athletics director Mary Ellen Cloninger. Cloninger serves as USU's senior women's administrator (SWA) and represents USU on the Western Athletic Conference Council.


She supervises the sports of gymnastics, golf, soccer and men's and women's tennis. Cloninger also oversees the CHAMPS/Life Skills Coordinator and Compliance Officer, while serving as the advisor for the Student-Athlete Advisory Board. She also coordinates the NCAA legislative processes for USU.

Cloninger has been involved in college athletics as a player, coach and administrator. She played volleyball and softball at Southwest Missouri State and coached volleyball and softball at Northern Colorado and Wyoming.

Her professional career has included teaching and coaching stops at Steelville High School and Northern Colorado, serving as coach, instructor, women's athletics director and assistant athletics director, at Wyoming, and associate athletics director at Bowling Green State before coming to USU in March of 1994. During her 34 years in intercollegiate athletics, she has directed championships and served on numerous institutional, conference, NCAA committees and professional boards.

Honors include being named outstanding female athlete at Southwest Baptist College, playing in the first women's softball college world series, starting the women's ski team at Wyoming, being the first female clinician at the FCA Coaches Conference, being inducted into the Southwest Missouri State Hall of Fame, and being named the NCAA regional gymnastics administrator of the year and earning the outstanding Senior Associate Athletics Director Award.

Cloninger was born August 24 in Washington, Mo., and attended St. Clair (Mo.) High School. Hobbies include travel, movies, plays, photography, music, reading, and writing.



Jeff Crosbie
Assistant Athletics Director
Ticket Operations
Fifth Year at USU

In his third year as the Assistant Athletic Director for Ticket Operations is Jeff Crosbie. Crosbie joined the Aggie staff in June of 2003 as the assistant director before being promoted to his current position in May of 2005. In his position he oversees the ticket office operation

for not only athletics, but other events on campus.

A former Utah State quarterback from 1998-2002, Crosbie finished his career on USU's top 10 lists in passing yards, completions, attempts and touchdown passes. He threw for 3,408 yards while starting at USU in the last half of 1998 and all of 1999.

An athletic quarterback, in 1999 he threw for 311 yards

in USU's narrow 34-31 loss to BYU and ran for 77 yards against Nevada.

He earned his degree from USU in 2003. Born Dec. 25, 1976 in Logan, Utah, he went to high school at Mountain Crest (Hyrum, Utah) and earned all-state honors in football and basketball.

He and his wife Amy, a former USU volleyball standout and current USU assistant academic coordinator, have one daughter, Kiera. Crosbie's hobbies include fishing, hunting and camping, and golf.



Jana Doggett
Associate Athletics Director
External Operations
First Year at USU

Joining the USU Athletics Department staff in July of 2006 is Jana Doggett, who will oversee the department's external operations area, which includes the Big Blue Scholarship Fund, marketing, media relations, and the ticket office. She will also oversee several sports.

Doggett spent 11 years in the athletics department at San Diego State, from 1993-2003, including six years as an associate director of athletics. Prior to coming to USU, Doggett worked at the National Multiple Sclerosis Society San Diego Area Chapter and for the City of San Diego in the Corporate Sponsorship and Development Program.

At San Diego State she supervised all of the athletic department's head coaches as well as the ticket office, marketing and promotions, financial aid, academics, compliance, recruiting, admissions, event management, video production, weight and equipment rooms, sports medicine, and business services.

Doggett graduated with a degree in speech communication from San Diego State. She was born and raised in Nezperce, Idaho before moving to Visalia, Calif., during her high school years. Her hobbies include hiking, roller blading, traveling, staying fit, and spending time with family and friends.



Kevin Dustin
Associate Athletics Director
Director of Development
11th Year at USU

Kevin Dustin is in his 11th year working in the athletics department at Utah State, but his first as Associate Athletics Director/Development. Dustin took over these duties this summer after spending seven years as the Associate AD for External Operations. Prior to assuming

that role he was an assistant basketball coach and then the director of development for the Aggies.

In his role he is responsible for major gifts and capital projects for the athletic department.

Dustin was an assistant basketball coach under Larry

Eustachy for the 1997 and 1998 seasons. In 1998 the Aggies won the Big West Championship and advanced to the NCAA Tournament for the first time since 1988.

Prior to coming to Utah State, he was a high school basketball coach and teacher in the state and led Sky View (Smithfield, Utah) High School to the 1994 state championship.

Dustin graduated from Utah State in 1983 with a degree in physical education. He earned his master's in education from USU in 2000.

Born August 7, 1959 in Logan, Utah, Dustin attended North Rich High School in Laketown, Utah, where he played basketball, baseball and tennis. He is married to Danene and together have five children, Danielle, Scott, Shelby, Keaton, and Riley.



Brian Evans
Associate Athletics Director
Student-Athlete Services
Seventh Year at USU

Beginning his seventh year at Utah State as associate athletics director for student-athlete services is Brian Evans. Evans joined the USU staff in July of 2000 after spending three years as assistant director of athletic academic services at Texas Tech from 1997-2000. Previously he

was the academic coordinator at Montana State from 1995-97.

Evans oversees the student-athlete services unit, directing academics and certification of initial and continuing eligibility of USU student-athletes. He directs a staff of two full-time assistants, one graduate assistant, and two undergraduate assistants.

The 1987 Colorado journalism graduate, earned a master's degree in athletic administration from Idaho State in 1988 and a doctorate of higher education administration from Montana State in 2000.

Born January 18, 1962 in North Platte, Neb., he played football and competed in track at Hershey High School in Hershey, Neb. He set a school record with an 82-yard run for a touchdown as a running back and advanced to the state track championships in the 100 meters.

He is married to the former Sheri Thompson. His hobbies include outdoor activities and home improvement projects.



Tom Hale
Director of Annual Giving
Third Year at USU

In his third year at Utah State is director of annual giving Tom Hale, who started in the department in March of 2004. In his role, he is responsible for the operations and donor relations with members of the Big Blue Scholarship Fund.

While trying to recruit new donors to the program, Hale also runs USU's fund drives, golf tournaments, and the annual Aggie auction.

A Logan native, Hale worked at Al's Sporting Goods, Cache Valley Builders and Washington Mutual in Logan prior to coming to USU. He graduated from Logan High School and then Utah State with a degree in liberal arts in 1991. While at USU, he worked as an athletic media relations intern.

Born, Sept. 13, 1964 in Logan, Hale is married to Allison. He has five children, Alex, Paden, Madeleine, Mason and Leah. His hobbies include remodeling, yard work, and golf.



Jason Herbers
Assistant Athletics Director
Marketing and Promotions
Second Year at USU

Jason Hebers is in his second year as the marketing and promotions director for the athletics department at Utah State University after joining the staff in June of 2005.

Herbers most recently was the director of marketing, promotions and ticket operations at Eastern Washington University. He served in that capacity from July, 2001 to May, 2005.

At Utah State he is responsible for marketing, promotions, sponsorships sales, and game management among other duties.

Prior to working at EWU, Herbers was the promotions coordinator at Wisconsin for three years (1998-2001). He also worked for the La Crosse Bobcats of the Continental Basketball Association, the Wisconsin Intercollegiate Athletic Conference, the Milwaukee Bucks and the Madison Mad Dogs.

The 30-year old graduated from Wisconsin-La Crosse in 1997 and has nearly completed his master's degree from Eastern Washington.

He was born in Monroe, Wisc., August 12, 1975 and attended Verona Area High School in Verona, Wisc. His hobbies include golf, music and spending time with friends and family. He is engaged to be married to Ann Passey with a February wedding date.



Dave Kragthorpe
Special Assistant to the AD

In his second year as special assistant to the athletics director is Dave Kragthorpe, who has been at Utah State as an athlete, athletic director and Alumni Association officer.

In his position, he is in charge of the Aggie Up fundraising program, while assisting in raising money for the North Endzone Project.

Prior to joining the athletic department, Kragthorpe worked in the USU Alumni Office for more than a decade.

Kragthorpe was a two-time all-conference selection as a football lineman at USU in 1953 and 1954 and was named to the school's all-century team in 1993. After graduation he played one year with the New York Giants.

Kragthorpe was an assistant football coach at Idaho Falls (Idaho) High School and head coach at Roosevelt (Mich.) High School. He then was an assistant at the college level at Montana, South Dakota State and Brigham Young, while also serving as head coach at South Dakota State and Idaho State.

While at ISU, he coached the Bengals to the NCAA I-AA national championship in 1981. He then served as the athletics director at USU from 1983-84 before returning to the collegiate coaching ranks at Oregon State and earning PAC-10 Coach of the Year honors.

In 2005 he received the Distinguished Alumnus Award from Utah State.

He and his wife Barbara have two grown children in Kurt, who is a sports writer for the Salt Lake Tribune and Steve, who is the head football coach at Tulsa.



Dale Mildenerger
Associate Athletics Director
Head Athletic Trainer
Adjunct Associate Professor
32nd Year at USU


Dale Mildenerger is entering his 32nd year as the head athletic trainer at Utah State University. As an associate athletics director he is responsible for the health of all of USU's student-athletes, while also overseeing the strength and conditioning program, the equipment area, and teaching and supervising the graduate athletic training program.

Mildenerger has received numerous awards, including being inducted into the National Athletic Trainers Association Hall of Fame in 1994, the Rocky Mountain Athletic Trainers Association Hall of Fame in 1998 and being named to the inaugural Utah Athletic Trainers Association Hall of Fame in 2003. In addition he was named the 2004 Utah Athletic Trainer of the Year.

Prior to coming to Utah State, Mildenerger was an assistant athletic trainer at Arizona (1974-75), assistant athletic trainer at the United States Military Academy (1969-72) and the head trainer of the Harlem Globetrotters in 1969 and 1973.

A 1973 graduate of Colorado State, he earned a master's degree from Arizona in 1975.

Mildenerger was born May 6, 1949 in Greeley, Colo. He is married to Kathy and has four children, Kip, Robyn, Kory and Lani. His hobbies include golf, skiing, water skiing and reading.



Ken Peterson
Senior Associate Athletics Director
30th Year at USU

Now in his 30th year at Utah State University and his 27th year in the athletic department is Senior Associate Athletic Director Ken Peterson. After three years in the University's accounting department, Peterson joined the athletics staff in 1980.

Peterson oversees the business side of Aggie athletics as chief financial officer, while also supervising the sports of softball, volleyball and men's and women's track and field. Additional duties include coordinating football team travel and assisting with football scheduling.

He served as the interim athletics director for six months in 1998.

Peterson earned his degree in geography from USU in 1976 as well as a business administration degree in 1979. Prior to working at Utah State, he served four years in the United States Air Force, which included two tours in Vietnam.

Born March 30, 1951 in Spanish Fork, Utah, Peterson graduated from Spanish Fork High School. He and his wife Chris have three children, Aaron, Ben and Kyleanne as well as two grandchildren. In his spare time, he enjoys fly fishing and horse riding.





Mike Strauss
Media Relations Director
10 Year at USU

In his 10th year as the school's athletic media relations director is Mike Strauss, who joined the staff in October of 1996. Strauss oversees the publicity of USU's 16-sport program, working closely with the media, USU staff, coaches and student-athletes, while serving as the football and golf contact.

Strauss came to USU after spending eight and one-half years as the associate athletics director of media relations at Oklahoma State University. There he assisted in the successful Heisman Trophy campaign for Barry Sanders in 1988, and publicized the Cowboy basketball team, which reached the 1995 Final Four.

Strauss began his media relations career as a student assistant at Colorado for two years before serving a one-year internship at the Big Eight Conference office in 1987-88. He graduated from Colorado with a degree in journalism in 1987.

Born in Denver, Colo. on Nov. 21, 1964, he is married to the former Lisa Brossett and they have two children, Bradley and Coulter. Strauss' hobbies include golf, basketball, and coaching youth sports.



Doug Hoffman
Associate Media Relations Director
Eighth Year at USU

In his eighth year as the associate athletic media relations director is Doug Hoffman. Hoffman serves as the media contact for USU's men's basketball and volleyball teams, while assisting in a number of areas in the office.

He oversees statistical crews for football and basketball, while also working on USU's website, and helping coordinate the day to day operations of the media relations office.

Hoffman came to USU in December of 1998 from Indiana State University where he spent one year. Prior to that Hoffman was a graduate assistant in the media relations office at the University of Wyoming from 1994-97.

Hoffman is a 1993 Wyoming graduate with a degree in communications.

He was born June 4, 1970 in Mitchell, S.D., and was an all-conference basketball player at Hot Springs County High School in Thermopolis, Wyo.

Hoffman and his wife Shellee have one son Chase. His hobbies include working out, playing golf, and camping.



Zach Fisher
Assistant Media Relations Director
First Year at USU

Entering his first year at Utah State is Zach Fisher, who came to Logan from West Texas A&M, where he was the school's athletic media relations director for three years.

At Utah State, Fisher will oversee publicity for the women's soccer and women's basketball programs,

while assisting with football. He will also be involved with a number of other USU sports and assist with the department's website, www.UtahStateAggies, among other duties. Fisher, who is a Billings, Mont., native and is a 2001 graduate of Carroll (Mont.) College, also worked as an assistant at Pittsburg (Kan.) State for two years before taking over the office at West Texas A&M.

While at West Texas A&M, he received nine national awards from the College Sports Information Directors of America, including three "Best In The Nation" awards for his volleyball, men's soccer and women's soccer media guides in 2004.

In the spring of 2006, Fisher successfully placed one of West Texas A&M's student-athletes in the Faces In The Crowd section of Sports Illustrated magazine.

Fisher was born in Billings, Mont., on Feb. 23, 1978. He attended Billings West High School where he competed in soccer, basketball and track. He graduated from Carroll College with a degree in communication studies and public relations in 2001. His hobbies include attempting golf and watching ESPN SportsCenter reruns.

Utah State Media Relations Directors (1950s-Present)

Bob Hatch	1950s
Karl Klages	1950s-63
Harvey Kilpatrick	1964-69
Ken Mitchell	1970-73
Craig Hislop	1974-93
John Lewandowski	1994-96
Mike Strauss	1997-pres.



Administration & Support



Mike Bair
Equipment
Coordinator
797-3255



Stephanie Bear
Staff Assistant
Football
797-1870




Ronda Christoffersen
Administrator's Assistant
797-2060



Mary Ellen Cloninger
Sr. Associate AD
Internal Operations
797-1850



Amy Crosbie
Academic Coordinator
797-3294



Jeff Crosbie
Assistant AD
Ticketing Operations
797-0304



Gretta Curless
Assistant Business
Manager
797-1851



Jana Doggett
Associate AD
External Operations
797-1850



Kevin Dustin
Associate AD
Development
797-1860



Brian Evans
Associate AD
Student Services
797-1868



Zach Fisher
Assistant Media
Relations Director
797-2066



Vicky Fonesbeck
Staff Assistant
797-8115



Bill Garren
Video Coordinator
797-0079



Tom Hale
Big Blue Scholarship
Fund Director
797-1828



Karen Hamilton
Student-Athlete
Services Secretary
797-1849



Jason Herbers
Assistant AD
Marketing & Promotions
797-1360



Doug Hoffman
Associate Media
Relations Director
797-3714



Kristin Johnson
Staff Assistant
Women's Basketball
797-1850



Shukria King
Academic Advisor
797-1783



Chris Knox
Assistant Ticketing
Operations
797-0009




Dave Kragthorpe
Special Assistant
To The AD
797-1783



Fawn Michel
Assistant Trainer
797-3636



Dale Mildenberger
Associate AD
Support Services
797-3636



Ken Peterson
Sr. Associate AD
Business Operations
797-1858



Kurt Schmidt
Assistant Strength
& Conditioning
797-3638



Randy Spetman
Athletics Director
797-2060



Mark Uyeyama
Head Strength
& Conditioning
797-8031




Mike Williams
Assistant Trainer
797-3636



Head Coaches



Heather Cairns
(Women's Soccer)
Fourth Year



Ray Corn
(Women's Gymnastics)
29th Year



Grayson DuBose
(Volleyball)
First Year



Gregg Gensel
(Track & Field / Cross Country)
20th Year



Brent Guy
(Football)
Second Year



Dean Johansen
(Men's Golf)
Seventh Year




Candi Letts
(Softball)
First Year



Stew Morrill
(Men's Basketball)
Ninth Year



Raegan Pebley
(Women's Basketball)
Third Year



Christian Wright
(Men's & Women's Tennis)
16th Year

2005-06 Utah State Athletic Finishes

MEN	Overall	Conf.	Conf.	NCAA
Sport	Record	Record	Tourn.	
Basketball	23-9	11-5 / t2nd	2nd	1st Rd.
Cross Country	--	--	1st	6th Reg.
Football	3-8	2-6 / t6th	--	--
Golf	--	--	8th	--
Tennis	9-10	--	t5th	--
Indoor Track	--	--	4th	--
Outdoor Track	--	--	2nd	Individuals
WOMEN	Overall	Conf.	Conf.	NCAA
Sport	Record	Record	Tourn.	
Basketball	3-24	2-14 / 9th	9th	--
Cross Country	--	--	2nd	7th Reg.
Gymnastics	7-17	--	4th	Reg. Ind.
Indoor Track	--	--	3rd	--
Outdoor Track	--	--	3rd	Individuals
Soccer	7-9-4	4-2-1 / t2nd	1st Rd.	--
Softball	8-38	3-14 / 7th	--	--
Tennis	8-15	--	t5th	--
Volleyball	21-13	11-5 / t2nd	2nd	1st Rd.

Commissioner's Cup Standings - 4th/9
Academic all-WAC Selections - 109

Class of 2006



Marvin Roberts
Basketball



Al Smith
Football



Kris Stano Lilly
Gymnastics



John Clyde Worley
Football, Basketball,
Baseball, Track




Dr. John Worley
Football,
Team Physician

The year of 2006 saw the Utah State Athletic Hall of Fame reinstated with the induction of five more deserving individuals to bring the Hall of Fame to 32 members. The Hall was founded in 1993 with 12 initial members. In 1994 the school added eight more members and in 1995, seven more honorees were selected.



Tony Adams
(Football)



Ladell Anderson
(Basketball, Coach,
Athletic Director)



H. Cecil Baker
(Basketball, Track,
Coach)




Jay Don Blake
(Golf)



Annette Viola Cottle
(Volleyball)



Mark B. Enyeart
(Track)




Wayne Estes
(Basketball)




Mary Lou Ramm Flippen
(Softball)




Fern Garnder
(Basketball, Softball, Tennis,
Volleyball, Coach)



Cornell Green
(Basketball)



Karolyn Kirby
(Volleyball)




Ralph Maughan
(Football, Basketball,
Track, Coach)



Clark Miller
(Football)



George "Doc" Nelson
(Trainer, Coach)



Merlin Olsen
(Football)



Phil Olsen
(Football)



Eddie Peterson
(Football, Track)




Len Rohde
(Football)




E.L. "Dick" Romney
(Coach, Athletic Director)



Elaine Rogue
(Volleyball)




Kent Ryan
(Football, Basketball,
Track)



L. Jay Silvester
(Track)




Bill Staley
(Football)



Elmer H. "Bear" Ward
(Football, Track)



Conley Watts
(Basketball)



Frank "Buss" Williams
(Football, Wrestling, Track,
Coach, Athletic Director)



Glen Worthington
(Football, Track,
Basketball)

