

2007-08 UTAH STATE BASKETBALL

UNIVERSITY INFORMATION

Location	Logan, Utah
Founded	1888
Enrollment	23,908
Nickname	Aggies
School Colors	Navy Blue and White
Arena	Dee Glen Smith Spectrum
Capacity	(10,270)
Conference	Western Athletic (WAC)
President	Dr. Stan Albrecht
Alma Mater	Brigham Young, 1966
Athletics Director	Randy Spetman
Alma Mater	Air Force, 1976
Athletic Department Phone	(435) 797-1850
Ticket Office Phone	(435) 797-0305 or 1-888-USTATE-1

COACHING STAFF

Head Coach	Stew Morrill
Alma Mater	Gonzaga, 1974
Record at Utah State	213-75 (.740), 9 yrs
Career Record	431-213 (.669), 21 yrs
Associate Coach	Don Verlin
Alma Mater	Cal State Stanislaus, 1991
Assistant Coach	Tim Duryea
Alma Mater	North Texas, 1988
Assistant Coach	James Ware
Alma Mater	Texas Tech, 2000
Director of Basketball Operations	Lance Beckert
Alma Mater	Daito Bunka, Japan, 1997
Basketball Office Phone	(435) 797-2060

MEDIA RELATIONS


Director (Basketball Contact)	Doug Hoffman
Office Phone	(435) 797-3714
Cell Phone	(435) 881-8011
E-mail Address	doug.hoffman@usu.edu
Assistant SID	Zach Fisher
Office Phone	(435) 797-2066
Assistant SID	Ashley McWilliams
Office Phone	(435) 797-1361
SID Fax	(435) 797-2615
Spectrum Press Box	(435) 797-1686
Internet Address	www.UtahStateAggies.com
Mailing Address	7400 Old Main Hill Logan, UT 84322-7400

TEAM INFORMATION

2006-2007 Record	23-12 (13-1h, 5-11a, 5-0n)
2006-2007 WAC Record	9-7 (4th)
2007 WAC Tournament	W, 73-70 vs. Hawai'i W, 79-77 vs. #9 Nevada L, 70-72 at New Mexico State L, 58-68 at Michigan (NIT)
Postseason	4/7
Lettermen Returning/Lost	3/2
Starters Returning/Lost	3
Redshirts	8
Newcomers	1,346-978 (.579)
Overall Record	17 (6-19, .240)
NCAA Appearances/Record	8 (2-8, .200)
NIT Appearances/Record	

ON THE COVER

Front Row (L-R): Desmond Stephens, Tyler Newbold, DeUndrae Spraggins, Jaycee Carroll, Pooh Williams, Kris Clark, Jaxon Myaer.
Back Row (L-R): Brad Brown, Stephen DuCharme, Modou Niang, Gary Wilkinson, Brayden Bell, Matt Formisano, Tai Wesley, Nick Hammer.







**THIS IS UTAH STATE
BASKETBALL**



**2007-08 SEASON
OUTLOOK**



**COACHING
STAFF**



**AGGIE
RECORDS**

1	QUICK FACTS
Utah State Basketball Facts	1
Table of Contents / Credits	2
Media Information	3
Credential Policy	3
Media Outlets	4

5	THIS IS UTAH STATE BASKETBALL
This is Utah State Basketball	5
Game Day Atmosphere	6
A Tradition of Excellence	7
Dee Glen Smith Spectrum	8-9
A Commitment to Academics	10
Basketball Facilities & Support	11
Media Exposure	12
Campus Life	13
Logan & Cache Valley	14

15	2007-08 OUTLOOK
2007-08 Utah State Outlook	16-19
Aggie Rosters	20
Radio / Television Roster	21
2007-08 Utah State Schedule	22

23	AGGIE BIOS
Senior Jaycee Carroll	24-26
Senior Kris Clark	27
Senior Stephen DuCharme	28
Senior Nick Hammer	29
Sophomore Brayden Bell	30
Freshman Matt Formisano	31
Freshman Tai Wesley	31
Freshman Brad Brown	32
Freshman Jaxon Myaer	32
Freshman Tyler Newbold	33
Freshman Modou Niang	33
Junior DeUndrae Spraggins	34
Junior Desmond Stephens	34
Junior Gary Wilkinson	35
Freshman Pooh Williams	35
Individual Game-by-Game Stats	36-37
2007 Senior Class	38

39	COACHING STAFF
Head Coach Stew Morrill	40-44
Associate Coach Don Verlin	45
Assistant Coach Tim Duryea	46
Assistant Coach James Ware	47
Dir. of Basketball Ops. Lance Beckert	48
Support Staff	49

51	2007-08 OPPONENTS
Southern Utah	52
Weber State	52
Montana-Western	53
Cal Poly	53
UC Irvine	54
Austin Peay	54
Vanderbilt	55
Bradley	55
Iowa	56
Santa Clara	56
Utah	57
Cal State Bakersfield	57
Prairie View A&M	58
Utah Valley	58
Furman	59
Northern Arizona	59
Oral Roberts	60
Hawai'i	60
Nevada	61
New Mexico State	61
Boise State	62
Idaho	62
Louisiana Tech	63
Fresno State	63
San Jose State	64
Gossner Foods Classic History	64
WAC Tournament Information	65
Conference Tournament History	65
NCAA & NIT Tournament History	66
All-Time Opponents	67
Western Athletic Conference	68
WAC Arenas	69
WAC Composite Schedule	70

73	2006-07 SEASON REVIEW
Year In Review	74-75
2006-07 Statistics & Results	76
Game-by-Game Statistics	77
2006-07 Trends	78
Statistics for Non-Returners	79
2006-07 WAC Standings	80
2006-07 WAC Stats	80-81
2006-07 Boxscores	82-90

91	UTAH STATE RECORDS
Team Records	92
Individual Records	93
Career Records	94-95
Single-Season Records	96-97
Single-Game Records	98-99
Year-by-Year Individual Leaders	100-101
Year-by-Year Offensive Stats	102
Year-by-Year Defensive Stats	103
Single-Season Team Bests	104
Single-Game Team Bests	105-106
Single-Game Highs / Overtimes	107
All-Time Honors	108-109
All-Century Team	110
All-Time Results	111-124
Team Honors	124
Year-by-Year Records	125-126
All-Time Coaching Records	126
All-Time Letterwinners	127-128

129	UTAH STATE UNIVERSITY
Utah State University	130
Utah State Facilities	131
President Stan Albrecht	132
Athletics Director Randy Spetman	133
Athletics Staff	134-136
Media Relations Staff	137
Athletic Administration	138
2006-07 Year In Review	139
Utah State Athletics Hall of Fame	140

EDITORIAL: The 2007-08 Utah State Men's Basketball Guide is a product of the Utah State Athletic Media Relations Office and was written, edited and designed by Doug Hoffman, Media Relations Director. Contributions by assistant directors Zach Fisher and Ashley McWilliams, and student assistants Matt Johnson, James Higham and Tim Olsen.

COVERS: Photography and cover design by Ryan Talbot, Utah State staff photographer.

PHOTOGRAPHY: Donna Barry, Richard T. Clifton, Robert Crawford, Frank Jensen, Brady & Lynn Kay, Eli Lucero, Mitch Mascaro, Ryan Talbot, Tom Till and John Zsiray.

PRINTING: Publication, Design and Production, Logan, Utah.

WARDROBES: Mr. Mac's.



MEDIA INFORMATION



COVERING UTAH STATE

TO THE MEDIA

The 2007-08 Utah State men's basketball media guide has been prepared to assist you in covering the Aggies this season. Additional information is available by contacting the Athletic Media Relations Office at (435) 797-3714 or through USU's web site at www.UtahStateAggies.com.

WEEKLY PRESS RELEASE

Each Monday a complete release previewing the upcoming game(s) and reviewing the season will be available on the Utah State University athletic web site at www.UtahStateAggies.com. This release will also be e-mailed and/or faxed to media requesting this service each Monday afternoon.

PRESS CONFERENCES

Head Coach Stew Morrill will hold a press conference in Logan each Tuesday during the season in the Taggart Student Center on the USU campus at 11:45 a.m. Quotes from the press conference will be available on USU's web site (www.UtahStateAggies.com) and will also be faxed and/or e-mailed per request.

WAC TELECONFERENCES

Each Monday during the league season, the Western Athletic Conference will host a weekly media teleconference featuring the head coach from each team. Stew Morrill will be on the call from 10:53 to 11:00 a.m. Contact the WAC office, (303) 799-9221, or each school for a complete schedule.

INTERVIEWS

All requests for interviews with Utah State players and coaches should be made directly through the Athletic Media Relations Office (435) 797-3714 and should be made at least one day in advance. The best time for player interviews is right after practice, while head coach Stew Morrill should be available in the mornings as well as after practice. Player interviews will be conducted through Wednesday each game week.

GAME DAY INFORMATION

PARKING

Credentialed media will be allowed access to the parking lot on the north side of the arena (Blue Lot). A parking pass is required for admittance to that area and should be requested at least one week in advance of the game.

PRESS BOX SERVICES

Access to the press box is limited to those with working credentials. A credential does not guarantee a seat at press row.

Game programs, game notes and flip cards will be provided prior to the game. Statistics and play-by-play information will be provided at halftime. At the conclusion of the game a complete statistical book, typed quotes and postgame notes will be available in the press box, located on the north side of the Dee Glen Smith Spectrum. Final game statistics will be faxed to media requesting the service.

Wireless internet will be available to media during the game. A limited number of telephones will be available in the press box on a first-come, first-served basis. Requests for personal phones should be made through USU Telephone Services at (435) 797-3201 at least one week prior to the game.

PHOTOGRAPHERS' ACCESS

Photographers are allowed to shoot from designated areas on the baselines on each end of the court. Due to limited space, photographers cannot shoot from or in front of the scorer's table. Team rosters are provided in the press box.

POSTGAME INTERVIEWS

The Utah State locker room is closed to the media on game days. Postgame interviews will take place after a brief cooling off period in a designated area.

ELECTRONIC SERVICES

ON THE AIR

Utah State basketball games are broadcast on **KVNU (610 AM)** and **KLZX (95.9 FM)** in Logan, Utah, **KFAN (1320 AM)** and **ESPN Radio (1230 AM)** in Salt Lake City and **KLZX (105.3 FM)** in Montpelier, Idaho, as well as on the internet at www.UtahStateAggies.com. Al Lewis serves as the play-by-play announcer while Rod Tueller serves as the analyst during home games.

ON THE INTERNET

All of Utah State's home games are available to watch live via the internet at www.UtahStateAggies.com. USU fans can also listen to every game, both home and away, via USU's web site.

GAMETRACKER

Aggie fans will be able to follow Utah State home games through the USU web site at www.UtahStateAggies.com, via GameTracker, a program that documents each play and updates statistics.

STEW MORRILL COACHES SHOW

The Stew Morrill Coaches Show, hosted by Lewis, will be broadcast on Mondays on KVNU as well as on the internet through USU's web site at www.UtahStateAggies.com.

DIRECTIONS TO LOGAN

Logan, Utah is home to Utah State University and is located approximately 80 miles north of Salt Lake City, Utah. From Salt Lake International Airport: Take I-80 East out of the airport to 215 North, which will run into I-15 North. Follow I-15 North to exit 362 (Highway 89-91) at Brigham City. Follow Highway 89 into Logan, where it becomes Main Street. Stay on Main Street until you reach 1000 North and turn right. Turn left at 800 East and the football stadium will be on your right. The parking lot is located on the west side of the stadium just off 800 East.

CREDENTIAL POLICY

Credentials for media members are issued at the discretion of the Utah State Athletic Media Relations Office, based on the following priorities and guidelines:

1. Daily newspapers regularly covering Utah State University, the current opponent or another WAC school. Wire services, regional and national publications are also afforded this priority.
2. Originating radio and television personnel involved in a live broadcast.
3. Officially recognized Utah State University student publications or student electronic media outlets.
4. Non-daily newspapers or publications reporting on the game.
5. Non-originating radio and television.

OTHER CREDENTIAL GUIDELINES

- ▶ Utah State University and the NCAA prohibit the issuance of credentials to representatives of an organization that regularly publishes gambling information.
- ▶ Credentials will be issued to web sites that are affiliated with web sites for national or regional television and news media organizations, e.g. USA Today Online, ESPN.com, SI.com, CBSsportsline.com, etc., non-conference opponents and for the Western Athletic Conference.
- ▶ Web sites that sponsor "message boards" or "chat rooms" where people are allowed to post anonymous information or rumors are ineligible for credentials or access to media functions.
- ▶ Utah State University reserves the right to deny media credentials to any individual whose web site is not affiliated with a recognized news-gathering organization.
- ▶ All credentials are non-transferable and are subject to immediate revocation if transferred to non-working members of a media outlet.

QUICK FACTS

OUTLOOK

AGGIE BIOS

COACHES

OPPONENTS

SEASON REVIEW

RECORDS

UNIVERSITY



MEDIA OUTLETS



PRINT

WIRE SERVICES

The Associated Press (Salt Lake City)

30 East, 100 South
Salt Lake City, UT 84111
Office: (801) 322-3405
Fax: (801) 322-0051
Sports Editor: Doug Alden
Email: dalden@ap.org

The Associated Press (New York City)

50 Rockefeller Center
New York, NY 10020
Office: (800) 228-0919
Fax: (212) 621-1639

NEWSPAPERS

Logan Herald Journal

75 West, 300 North
Logan, UT 84321
Office: (435) 752-2121
Fax: (435) 753-6642
Online: www.hjnews.com
Sports Editor: Shawn Harrison
Email: sharrison@hjnews.com
Sports Writers: Wade Denniston, Jason Turner

Salt Lake Tribune

400 West, 90 South #700
Salt Lake City, UT 84101
Office: (801) 257-8900
Fax: (801) 257-8950
Online: www.sltrib.com
Sports Editor: Michael Anastasi
Beat Writer: Marty Renzhofer
Email: martyr@sltrib.com
Columnist: Kurt Kragthorpe

Deseret Morning News

34 East, 100 South
Salt Lake City, UT 84110
Office: (801) 237-2161
Fax: (801) 237-2543
Online: www.deseretnews.com
Sports Editor: David Schneider
Beat Writer: Jay Hinton
Email: jhinton@desnews.com
Columnist: Brad Rock

Ogden Standard Examiner

P.O. Box 12790
Ogden, UT 84412
Office: (801) 625-4261
Fax: (801) 625-4299
Online: www.standard.net
Sports Editor: Chris Miller
Beat Writer: Roy Burton
Email: rburton@standard.net
Columnist: Jim Burton

Utah Statesman

P.O. Box 1249
Logan, UT 84322-0165
Office: (435) 797-1761
Fax: (435) 797-1760
Online: www.utahstatesman.com
Sports Editor: Sammy Hislop
Email: sports@statesman.usu.edu

St. George Spectrum

275 E. St. George Blvd.
St. George, UT 84770
Office: (435) 674-6250
Fax: (435) 674-6265
Online: www.thespectrum.com
Sports Editor: Bob Hudson
Email: sports@thespectrum.com

TELEVISION

KUTV (CBS Affiliate Channel 2)

299 South Main
Salt Lake City, UT 84111
Office: (801) 973-3327
Fax: (801) 973-3349
Online: www.kutv.com
Sports Director: Jeremy Castro
Email: castroje@kutv2.com
Reporters: Dave Fox, David James, Chris Holden

KTVX (ABC Affiliate Channel 4)

2175 West, 1700 South
Salt Lake City, UT 84104
Office: (801) 975-4427
Fax: (801) 973-4176
Online: www.abc4.com
Sports Director: Wes Ruff
Email: wruff@abc4.tv
Reporters: Kent Rupe, Dana Greene

KSL (NBC Affiliate Channel 5)

#5 Triad Center
Salt Lake City, UT 84110
Office: (801) 575-5535
Fax: (801) 575-5560
Online: www.ksl.com
Sports Director: Tom Kirkland
Email: tom.kirkland@ksl.com
Reporters: Rod Zundel, Kathy Aiken, Jeremiah Jensen

KSTU (FOX Affiliate Channel 13)

5020 West Amelia Earhart Drive
Salt Lake City, UT 84116
Office: (801) 536-1371
Fax: (801) 537-5535
Online: www.myfoxutah.com
Sports Director: Mike Runge
Email: mrunge@fox13.com
Reporter: Rick Aaron

KJZZ (UPN Affiliate Channel 14)

5181 West Amelia Earhart Drive
Salt Lake City, UT 84116
Office: (801) 238-6300
Fax: (801) 238-6346
Online: www.kjzz.com

KVLY (Logan Channel 12)

1772 North, 600 West
Logan, UT 84321
Office: (435) 752-7537
Fax: (435) 753-5073
Online: www.thevalleychannel.com

A-TV (Utah State University Student TV)

UMC 4605
Logan, UT 84322
Office: (435) 797-3292
Fax: (435) 797-3973
Online: www.usu.edu/atv

RADIO

KVNU / KVFX (610 AM / 94.5 FM)

P.O. Box 267
Logan, UT 84323-0267
Office: (435) 752-5141
Fax: (435) 753-5555
Online: www.610kvnv.com
Sports Director: Al Lewis
Email: al@cvradio.com

KUSU (Utah Public Radio)

8505 Old Main Hill
Logan, UT 84322
Office: (435) 797-1352
Fax: (435) 797-3150
Online: www.utahpublicradio.org
Sports Director: Kerry Bringhurst
Email: kerry.bringhurst@usu.edu

KFNZ (1320 AM)

434 Bearcat Drive
Salt Lake City, UT 84115
Office: (801) 485-6700
Fax: (801) 487-5369
Online: www.1320kfan.com
Sports Director: Ben Bagley
Email: Benbbagley@thefansports.com

KSL (1160 AM)

P.O. Box 1160
Salt Lake City, UT 84110
Office: (801) 575-7676
Fax: (801) 575-5560
Online: www.ksl.com
Sports Director: Greg Wrubell
Email: greg.wrubell@ksl.com


KZNS (1280 AM)

515 South 700 East
Salt Lake City, UT 84102
Office: (801) 524-2600
Fax: (801) 933-4713
Online: www.utradioguide.com/kzns-am/kzns.htm
Sports Director: Jake Scott
Email: jake@1280kzn.com

Sports Radio (700 AM)




2801 South Decker Lake Drive
Salt Lake City, UT 84119
Office: (801) 908-1525
Fax: (801) 908-1459
Online: www.700thezone.com
Sports Director: Bill Riley
Email: bill@hotticket.com

THIS IS UTAH STATE BASKETBALL



THIS IS UTAH STATE BASKETBALL

GAME DAY ATMOSPHERE



THIS IS UTAH STATE BASKETBALL

A TRADITION OF EXCELLENCE



• Over the last eight years, Utah State has averaged 24.8 wins and is one of just four schools in the nation to win at least 23 games in each of those seasons joining Gonzaga, Kansas and Syracuse.

• Over the past eight years, Utah State has won three regular season conference championships and four tournament championships.

• Utah State has advanced to eight straight postseason appearances, which is a school record, going to the NCAA Tournament in 2000, 2001, 2003, 2005 and 2006 and to the National Invitation Tournament in 2002, 2004 and 2007.

• Over the last eight years, Utah State has gone 17-4 (.810) in conference postseason tournaments and has advanced to the championship game seven times in the last eight years.

• The Aggies have won 23-plus games in each of the last eight seasons, which is a school record.

• Utah State is the first team in the history of the Western Athletic Conference to play in the conference tournament title game in each of its first two years in the league.

• During the 2006-07 season, Utah State recorded the eighth-most wins in school history (23) and advanced to postseason play for the 25th time.

• During the 2006-07 season, Utah State set a school-record by shooting 78.0 percent from the free throw line, leading the WAC and ranking second in the nation.

• Over the past eight seasons, Utah State has gone 198-62 overall and 104-32 in conference play. Those 198 wins are the ninth-most in the country over that time period, while its 76.2 percent winning percentage is the sixth-best in the country.

• The 1999-2000 team set a school record with 28 wins and went a perfect 19-0 in the Big West Conference, marking only the third time in league history a team has gone undefeated.

• The 2000-01 team tied the school record for wins (28) and recorded Utah State's first NCAA Tournament win in 31 years with a 77-68 overtime victory against Ohio State.

• From 2000-2001, Utah State won 26-straight Big West games, which is the fourth-longest winning streak in the history of the conference.

• Over the last eight years, Utah State has recorded eight of the top nine winningest seasons in school history.

• Over the past eight years, Utah State has had two All-American selections, 14 first-team all-conference selections, 23 all-conference selections (first and second team) and 26 conference player of the week honorees, not to mention Coach Morrill being named the league's Coach of the Year on two separate occasions.

BEST WINNING PERCENTAGE IN THE 2000s

Team	Won	Lost	Pct.
1. Duke	233	47	.832
2. Gonzaga	211	52	.802
3. Kansas	218	58	.790
4. Florida	212	62	.774
5. Illinois	212	62	.774
6. UTAH STATE	198	62	.762
7. Kentucky	200	70	.741
8. Syracuse	201	71	.739
9. Arizona	197	70	.738
10. Connecticut	198	71	.736

MOST CONFERENCE WINS IN THE 2000s

Team	Won	Lost	Pct.
1. UTAH STATE	104	32	.765
2. Fresno State	83	49	.629
3. Nevada	83	51	.619
4. Louisiana Tech	81	55	.596
5. New Mexico St.	68	55	.553
6. Hawai'i	72	61	.541
7. Boise State	59	76	.437
8. Idaho	41	94	.301
9. San Jose State	28	103	.214



Utah State has had unparalleled success under head coach Stew Morrill, winning three conference championships, four tournament championships and advancing to postseason play eight straight seasons. During the last eight years, Utah State has set school records with eight straight 20-win seasons and eight straight postseason appearances. Prior to its current run, USU had never had more than three straight 20-win seasons or three straight postseason appearances.

NCAA Tournament Participant
2000, 2001, 2003, 2005, 2006

NIT Participant
2002, 2004, 2007

Big West Conference Champions
2000, 2002, 2004

Big West Tournament Champions
2000, 2001, 2003, 2005

THIS IS UTAH STATE BASKETBALL

DEE GLEN SMITH SPECTRUM

The Aggies begin their 38th season in the 10,270-seat Dee Glen Smith Spectrum this fall, looking to continue a tradition of large crowds and home court wins.

Utah State has had just one losing season at home in more than a quarter century of play in the Spectrum. The Aggies have compiled a 419-105 (.800) record in 37 years, including a perfect 14-0 mark in 1973-74 and 15-0 records in 1997-98 and 2000-01. In the last 11 years, Utah State has posted an 84-8 (.913) record against league opponents and has won 153 of its last 167 games against all competition in the Spectrum.

Large crowds are another characteristic of the arena, as the Aggies have averaged better than 7,000 fans per game in 33 of their 37 seasons in the Spectrum. USU brought in more than 118,000 spectators last year and more than four million fans have attended Aggie basketball games in the Spectrum. In fact, Utah State had 118,131 fans attend home games during the 2006-07 season, marking the 13th straight year that USU has drawn more than 100,000 fans. Furthermore, the average of 8,438 fans per game marks the fourth straight season that USU has averaged better than 8,000 fans per game.

The impressive facility has helped bring various postseason events to Logan, including first-round National Invitation Tournament games in 1984, 1996, 2002 and 2004. In addition, the Spectrum played host to a 1971 NCAA Tournament game.

The Aggie gymnastics, volleyball and women's basketball teams call the Spectrum home as well. The Spectrum was the site of the 1983, 1993 and 1999 NCAA Midwest Region Gymnastics Championships


and hosted the 2000 Big West Conference Gymnastics Championships, the 2002 Western Gymnastics Conference Championships and the 2005 WAC Championships. In addition to sporting events, the Spectrum is utilized for concerts, graduation, the Festival of the American West and other special events.

The Smith Spectrum was dedicated on Dec. 1, 1970, prior to a 95-89 victory against Ohio State. Over the past five years, the Spectrum has taken on a new look as a new state-of-the-art scoreboard, sound system and additional lights were installed prior to the 2002 season to go along with new scorer's tables that were added prior to the 2001 season. Dressing rooms for four teams are available. The playing floor, which was replaced in the summer of 2004, is permanent and is constructed of maple hardwood on a cushion, over concrete.

The arena is named for Brigham City native Dee Glen Smith, who built one of America's largest grocery store chains and was a substantial supporter of Utah State University. Smith died in 1984.



THIS IS UTAH STATE BASKETBALL



Utah State teams were nicknamed "Big Blue" (pictured above) by the Logan Herald Journal as early as 1916, an apparent reference to the Blue Ox of Paul Bunyan stories.

GREAT FAN SUPPORT

Last year, an average of nearly 8,500 fans packed the Dee Glen Smith Spectrum for every contest to watch their Aggies win 20-plus games for the eighth straight season. Utah State ranked fourth in the WAC in attendance with more than 118,000 people in attendance during the season as USU had three sellouts during the year.

HOME COURT ADVANTAGE

Playing in the Dee Glen Smith Spectrum is definitely an advantage for the Aggies. In the nine-year Stew Morrill era, Utah State teams have won 91 percent of their home games (125-12). The Aggies have a 419-105 (.800) all-time record in the facility.

Utah State has gone unbeaten three times in the Spectrum's 37-year history. The Aggies have also never lost back-to-back home games under Morrill.

The Aggies have won 153 of their last 167 games (.916) in the Spectrum, including 84 of their last 92 (.913) home games against league competition.

From 2000-2002, Utah State teams combined to record a 34-game winning streak in the facility, setting a school record.

During the 2007-08 season, Utah State will play a record-tying 17 games in the Dee Glen Smith Spectrum including matchups with Fresno State, Oral Roberts, Nevada and New Mexico State.



DEE GLEN SMITH SPECTRUM YEAR-BY-YEAR RECORDS

Year	G	Total Att.	Avg.	Record	Pct.
1970-71	16	140,968	8,811	13-3	.813
1971-72	14	103,158	7,368	8-6	.571
1972-73	15	107,226	7,148	12-3	.800
1973-74	14	98,304	7,022	14-0	1.000
1974-75	14	109,331	7,809	13-1	.929
1975-76	11	80,802	7,346	7-4	.636
1976-77	15	114,993	7,666	12-3	.800
1977-78	17	139,235	8,190	16-1	.941
1978-79	14	113,071	8,077	13-1	.929
1979-80	13	105,220	8,094	11-2	.846
1980-81	12	89,095	7,425	6-6	.500
1981-82	11	68,127	6,193	3-8	.273
1982-83	16	123,474	7,717	14-2	.875
1983-84	13	106,268	8,174	10-3	.769
1984-85	13	106,019	8,155	10-3	.769
1985-86	13	94,081	7,237	7-6	.538
1986-87	13	93,321	7,179	10-3	.769
1987-88	13	106,073	8,159	10-3	.769
1988-89	12	97,613	8,134	8-4	.667
1989-90	15	109,644	7,310	9-6	.600
1990-91	12	85,890	7,158	8-4	.667
1991-92	14	104,248	7,446	11-3	.786
1992-93	13	95,286	7,330	7-6	.538
1993-94	12	83,012	6,918	9-3	.750
1994-95	17	142,739	8,396	13-4	.765
1995-96	15	113,067	7,538	12-3	.800
1996-97	15	101,340	6,756	13-2	.867
1997-98	15	105,591	7,039	15-0	1.000
1998-99	15	107,067	7,138	13-2	.867
1999-00	16	110,426	6,902	15-1	.938
2000-01	15	120,247	8,016	15-0	1.000
2001-02	16	113,294	7,081	14-2	.875
2002-03	14	111,402	7,957	12-2	.857
2003-04	16	135,446	8,465	15-1	.938
2004-05	15	123,336	8,222	14-1	.933
2005-06	16	135,797	8,487	14-2	.875
2006-07	14	118,131	8,438	13-1	.929
Totals	524	4,012,345	7,657	419-105	.800

DEE GLEN SMITH SPECTRUM SELLOUT CROWDS

Att.	Opponent	Date
1. 11,114	BYU	1/20/73
2. 11,070	BYU	1/5/78
3. 10,845	BYU	1/23/71
4. 10,746	BYU	2/1/75
5. 10,506	UNLV	1/6/83
6. 10,477	Weber State	2/23/71
7. 10,381	Long Beach St.	1/31/04
8. 10,326	UNLV	1/14/84
9. 10,322	BYU	3/13/71
10. 10,300	Utah	11/18/98
11. 10,294	BYU	12/1/91
12. 10,291	BYU	12/6/80
13. 10,289	Weber State	12/14/84
14. 10,280	UNLV	2/5/87
15. 10,278	Weber State	12/10/76
16. 10,270	Fresno State	3/3/07
10,270	Nevada	3/1/07
10,270	Utah	12/6/06
10,270	Nevada	2/25/06
10,270	New Mexico St.	2/11/06
10,270	Pacific	2/12/05
10,270	UC Irvine	2/26/05
10,270	Idaho	3/4/05
10,270	CS Fullerton	2/21/04
10,270	UC Santa Barbara	2/7/04
10,270	BYU	12/23/03
10,270	BYU	12/1/01
10,270	Utah	12/6/00
10,270	Boise State	3/4/00
10,270	BYU	1/8/00
10,270	Utah	11/26/96
10,270	Pacific	3/4/95
10,270	UNLV	1/21/95
10,270	UNLV	3/1/90
10,270	UNLV	1/19/88
10,270	BYU	1/6/79
10,270	BYU	12/4/76

THIS IS UTAH STATE BASKETBALL

A COMMITMENT TO ACADEMICS

Academics are the first priority at Utah State and Student-Athlete Services is designed to assist student-athletes with academic, vocational and social development. Brian Evans and his staff provide services including study sessions, tutoring, registration and academic advising and career counseling.

The office also administers USU's NCAA CHAMPS/Life Skills program and coordinates Aggie Ambassadors, Utah State's student-athlete outreach program.


Under head coach Stew Morrill, Utah State has had better than an 80 percent graduation rate in the past eight years. All three of Utah State's seniors from the 2006-07 academic year graduated from Utah State and all four of the 2007-08 seniors are on course to receive a degree from USU.




Shawn Daniels, Bernard Rock, Dion Bailey and Curtis Bobb all graduated in 2001 under Coach Morrill.



Chad Evans, Mike Puzey, Ronnie Ross, Desmond Penigar and Toriano Johnson all graduated in 2003 under Coach Morrill.



Chris Session, Durrall Peterson and Chaz Spicer all graduated in 2007 under Coach Morrill.



Utah State student-athletes lead the Western Athletic Conference with a 78 percent graduation rate, while maintaining over a 3.0 cumulative grade-point average. During the 2006-07 academic year, Utah State had 115 student-athletes recognized for academic excellence in the WAC. Additionally, USU honored 148 student-athletes with a cumulative GPA of 3.2 or better at its own Joe E. Whitesides luncheon. The number of student-athletes recognized at the luncheon has increased seven out of the last 10 years.

Academic All-Conference

1994	Trent Rose
1995	Eric Franson
1996	Eric Franson
1997	Neal Geddes
1998	Neal Geddes
1999	Brandon Birch
2002	Chad Evans
2003	Chad Evans, Spencer Nelson, Mike Puzey
2004	Chad Evans, John Neil, Spencer Nelson
2005	Chris Huber, John Neil
2006	Chris Huber, Cass Matheus

Academic All-Americans

1964	Gary Watts
1980	Dean Hunger
1982	Larry Bergeson
1996	Eric Franson

NCAA Postgraduate Scholarship

1996	Eric Franson
------	--------------

THIS IS UTAH STATE BASKETBALL

BASKETBALL FACILITIES & SUPPORT



Utah State's Locker Room



Rod Tueller Team Room



Inside Rod Tueller's Team Room are photos of every former Aggie who has graduated under head coach Stew Morrill.



The Dale Mildenberger Training Complex is one of the finest in the nation with over 11,000 square feet to provide maximum service to Utah State's student-athletes.

USU's training staff has more than 60 combined years of experience. Hall of Fame trainer Dale Mildenberger heads a staff of three full-time staff members and a number of graduate assistants.

Under the direction of Mark Uyeyama and the rest of USU's strength and conditioning staff, each student-athlete's physical ability and performance on the field of play will improve.



THIS IS UTAH STATE BASKETBALL

MEDIA EXPOSURE



Al Lewis serves as the Aggies' play-by-play announcer for football and basketball and hosts weekly coaches shows, while former Utah State head coach and athletics director Rod Tueller (pictured right) provides color analysis during home games.



Head Coach Stew Morrill visits with the national media at the 2006 NCAA Tournament.



Nate Harris, Spencer Nelson and Jaycee Carroll visit with the national media at the 2005 NCAA Tournament.

**CBS
SPORTS**

ESPN
ESPN 2

KJZZ 14

Located just 75 miles from Salt Lake City, Utah State falls into the 36th largest media market in the country. Attention is received from the state's largest newspapers, television stations and radio stations.

Utah State games are televised state-wide by KJZZ, a UPN station based in Salt Lake City. This is the sixth year of an agreement with the station that has long carried Utah Jazz basketball.


All USU basketball games, home and away, are broadcast on the USU radio network as well as on the internet through USU's web page at www.UtahStateAggies.com. Al Lewis, "The Voice of the Aggies" hosts a weekly coaches show on Monday's with USU head coach Stew Morrill.

Utah State's web page allows media and fans all around the country and around the world to follow Aggie athletics. Updated on a daily basis, the web site provides radio broadcasts of games, information on the team and features on the players.

USU's state-of-the-art media productions unit on campus has the ability to feed highlights to television stations around the country. The award-winning department helps promote Utah State athletics with its video capabilities.

THIS IS UTAH STATE BASKETBALL


UTAH STATE UNIVERSITY



Located just minutes from the mouth of Logan Canyon, Utah State students have a myriad of recreation options.

With a student body of more than 23,000, Utah State has advantages of both the large and small schools with such features as two libraries, excellent laboratories and top-rated cultural attractions.

The student body represents every county in Utah, all 50 states and 80 foreign countries. A majority of students live on or near campus. The University includes seven resident colleges with 45 departments.



Utah State has more than 100 buildings on 400 acres, with an additional 7,000 acres throughout the state used for agriculture and research.



HAIL THE UTAH AGGIES


Hail the Utah Aggies, we'll play the
game with all our might.
See the colors flying, the
Aggie blue and fighting white.
How they stir us onward; we'll win
the victory alright.
Hail the Utah Aggies; we're out to
win, so fight, fight, fight!

Utah State, Hey!
Aggies all the way!
Go Aggies! Go Aggies!
Hey! Hey! Hey!




THIS IS UTAH STATE BASKETBALL


LOGAN & CACHE VALLEY



With a population of 101,811, nearly 50,000 of whom live in Logan, Cache County is a growing area 80 miles north of Salt Lake City. The Cache Valley itself is 60 miles long and 15 miles wide and experiences each of the four seasons.



The Cache Valley, a fertile green valley with lakes and streams, is surrounded by the Wellsville Mountains on the west and the Bear River Range on the east. Just east of Logan is the Wasatch-Cache National Forest, accessed by Logan Canyon Scenic Byway (Hwy. 89). Logan Canyon is filled with geological wonders, including vertical rock formations, caves and wind tunnels. Thirty minutes from Logan, Beaver Mountain Ski Resort is a popular winter getaway. Fifteen minutes beyond Beaver Mountain, the summit of Logan Canyon is a breathtaking view of turquoise-colored Bear Lake.



QUICK FACTS

OUTLOOK

AGGIE BIOS

COACHES

OPONENTS

SEASON REVIEW

RECORDS

UNIVERSITY

OUTLOOK

EIGHT STRAIGHT 23-WIN SEASONS • EIGHT STRAIGHT POSTSEASONS

THE SENIOR CLASS



(From left to right): Nick Hammer, Jaycee Carroll, Kris Clark, Stephen DuCharme.

UTAH STATE EXCITED FOR 2007-08 SEASON

"This is an exciting group for me. When you've been a coach as long as I have you look for things that help get you charged up as you enter a new season and one thing I will tell this team over and over is that I will be shocked if this group doesn't have very good chemistry. We have a lot of good kids with good character and that always helps when you're trying to develop a team. I'm excited about coaching this team and what they could become if it all works." — Utah State Head Coach Stew Morrill.

Stew Morrill is the first to admit he is pessimistic by nature, wondering if his teams will be able to win a game. Well, after nine years as the head coach at Utah State it is safe to say that Coach Morrill's fears couldn't have been more inaccurate. Not only has Utah State won a game (or two) under Morrill, it has registered the sixth-best winning percentage in the country over the last eight season with a 198-62 (.762) record. In fact, Utah State is one of just four teams across the nation to win at least 23 games in each of the last eight years along with Gonzaga, Kansas and Syracuse, not to mention advancing to postseason play in each of those seasons with five trips to the NCAA Tournament (2000, 2001, 2003, 2005, 2006) and three trips to the National Invitation Tournament (2002, 2004, 2007).

Now in his 10th season as the Aggies' head coach, Morrill (213-75) is just 13 wins shy of passing E. Lowell Romney (225-157) to become the winningest coach in school history and excited about the talent level and potential of his 2007-08 team.

"We have a chance to be good," said Morrill. "We've got an interesting mix of players with three starters back and yet we have a lot of new players that are going to be critical to this team's success. We have to stay healthy, as everybody does, but we also have to have guys buy in and figure out what it takes."

Despite the abundance of new faces and inexperience on the 2007-08 roster, Utah State has one of the best scorers and top players in the country to build around in All-American Jaycee Carroll, who enters his senior season as the NCAA's career active leader in three-point shooting at 45.2 percent, to go along with ranking second among active NCAA players with 1,737 career points.

"Anytime you have a player like Jaycee Carroll returning it makes you feel like you have a better chance of being successful and there is no question he is a security blanket for me as a coach," said Morrill. "We will need to have Jaycee score and rebound like he has in the past, but if we can become more balanced offensively and Jaycee can turn his attention toward other phases of the game that will greatly help us."

Players who should help Utah State have a balanced offense are three more proven seniors from last year's National Invitation Tournament team that finished the year 23-12 in guards Kris Clark and Nick Hammer and forward Stephen DuCharme. Clark started

35 games at the point in his first year at USU and averaged 3.5 points, 1.7 rebounds and 4.2 assists per game which ranked fourth in the WAC. Hammer has played in 56 games during his first two years at Utah State and averaged 3.7 points and 2.3 rebounds per game as a junior. And DuCharme started 30 games at center for USU in his first year of Division I basketball and averaged 10.2 points and 5.1 rebounds per game, while leading the team in field goal shooting at 54.3 percent.

Utah State will also have the services of three returning redshirts in sophomore Brayden Bell and freshmen Matt Formisano and Tai Wesley. Bell averaged 1.4 points and 2.3 rebounds as a true freshman at Ohio State in 2006 and earned first-team all-state honors as a prep senior in the state of Utah in 2005. Formisano and Wesley both redshirted at Utah State during the 2005 season before leaving school to serve two-year LDS Church Missions. As high school seniors, Formisano earned first-team all-state honors in Colorado, while Wesley was named Mr. Basketball in the state of Utah and the 4A Player of the Year as he led Provo High School to the state championship.

Along with four returning seniors and three redshirts, Coach Morrill will welcome eight newcomers to the program this fall, curious to see how well this group can mesh together.

"One thing that is a plus on paper for this team is we will again have size," said Morrill. "I also think we will have some flexibility to play big or small at the point and we will have some interchangeable wings."

Highlighting this group of talented newcomers is Gary Wilkinson who becomes the second Junior College All-American to sign with Utah State in the last three years along with Chaz Spicer. As a sophomore at Salt Lake Community College, Wilkinson scored in double-figures 30 times, including eight double-doubles as he averaged 18.5 points and 8.1 rebounds per game.

Along with Wilkinson, Utah State signed two other junior college transfers who should make immediate impacts this fall in DeUndrae Spraggins and Desmond Stephens. Spraggins earned third-team all-conference and honorable mention all-region honors as a sophomore at Paris (Texas) Junior College as he averaged 11.3 points and 4.8 rebounds per game, while Stephens earned first-

team all-region honors as a sophomore at Southeastern Illinois Junior College as he scored in double figures 23 times, including 12 20-point games.

The remaining five newcomers to the program is a group of talented freshmen in Brad Brown, Jaxon Myaer, Tyler Newbold, Modou Niang and Pooh Williams. Included in this group is a 3A Most Valuable Player in Myaer, a District VIII Player of the Year in Newbold, the top center in Japan in Niang, a first-team all-state performer in Williams and a walk-on from Minnesota in Brown.

SCHEDULE

Utah State will play 32 games during the regular season, including a record-tying 17 at the Dee Glen Smith Spectrum, a venue where it has posted a 125-12 (.912) record during the last nine years.

Of its 32 regular season games, four will be against in-state opponents and at least 10 will be against postseason teams from a year ago. NCAA Tournament teams from 2007 on USU's schedule include Nevada, New Mexico State, Oral Roberts, Vanderbilt and Weber State, while Austin Peay, Bradley and Fresno State all participated in last year's National Invitation Tournament.

Utah State will also play in two tournaments during the season as it will participate in the third annual South Padre Island Invitational in South Padre, Texas during the Thanksgiving weekend and host the 13th annual Gossner Foods Holiday Classic the weekend before Christmas.

"This schedule has a nice mix of traditional games to go along with some new challenges," said Morrill. "In the non-conference we have the always competitive in-state games, a renewal of some Big West rivalries, the return of the Gossner Foods Holiday Classic and the tough South Padre Island event that should all help prepare us for WAC play."

After playing exhibition games against EA Sports and Laval University on Oct. 31 and Nov. 3, Utah State will begin the year with back-to-back in-state contests as it hosts Southern Utah on Friday, Nov. 9 and travels to Weber State on Saturday, Nov. 10. Following a home game on Monday, Nov. 12 against Montana-Western, which is designated as a South Padre Island Invitational preliminary game, Utah State will renew a pair of Big West rivalries with games at Cal Poly on Nov. 15 and at UC Irvine on Nov. 17.

Following its two-game trip to California, Utah State will return home and host Austin Peay in another preliminary round game of the South Padre Island Invitational on Tuesday, Nov. 20 before traveling to Texas to face Vanderbilt on Friday, Nov. 23 at the South Padre Convention Center. Following its game against the Commodores, who advanced to the Sweet 16 of the 2007 NCAA Tournament, USU will play either Bradley or Iowa on Saturday, Nov. 24 in the final day of competition at the South Padre Island Invitational.

After playing eight games in 16 days in November, Utah State will begin the month of December with a home game against Santa Clara on Saturday, Dec. 1, followed by a trip to Salt Lake City to play the University of Utah on Wednesday, Dec. 5. During the last seven years, Utah State has an impressive 18-6 (.750) record against in-state schools.

Utah State will play its final non-conference road game of the season on Saturday, Dec. 8 at Cal State Bakersfield before returning home to host Prairie View A&M on Saturday, Dec. 15 and Oral Roberts on Saturday, Dec. 29. USU will also host Furman, Northern Arizona and Utah Valley in the Gossner Foods Classic on December 20-21, with



Senior All-American guard Jaycee Carroll

STATISTICAL BREAKDOWN

Here's a breakdown of what is coming back in 2007-08.

Points (1,356/2,466)	55.0%
Rebounds (540/1,144)	47.2%
Offensive (162/368)	44.0%
Defensive (378/776)	48.7%
Minutes (3,676/7,050)	52.1%
Assists (274/504)	54.4%
Steals (102/220)	46.4%
Blocked Shots (33/81)	40.7%
Field Goals Made (494/884)	55.9%
3-Point Field Goals Made (117/206)	56.8%
Free Throws Made (251/492)	51.0%

SQUAD BREAKDOWN

Letterwinners Returning (4)

Player (Pos., Ht., Wt., Cl.)	PPG	RPG
Jaycee Carroll (G, 6-2, 175, Sr.)	21.3	6.3
Kris Clark (G, 6-2, 180, Sr.)	3.5	^4.2
Stephen DuCharme (F, 6-8, 230, Sr.)	10.2	5.1
Nick Hammer (F, 6-6, 205, Sr.)	3.7	2.3

Letterwinners Lost (7)

Player (Pos., Ht., Wt.)	PPG	RPG
Michael Earl (F, 6-8, 210)	2.3	1.7
O.J. Harrison (F, 6-4, 185)	1.1	0.8
Durrall Peterson (F, 6-3, 200)	9.3	3.7
Chris Session (F, 6-6, 215)	5.7	4.6
Chaz Spicer (F, 6-7, 215)	11.3	3.7
Arvydas Vaitiekus (C, 6-11, 230)	2.1	1.5
Mikel Watson (G, 6-2, 180)	7.1	^2.9

Starters Returning (3)

Player (Pos., Ht., Wt., Cl.)	PPG	RPG
Jaycee Carroll (G, 6-2, 175, Sr.)	21.3	6.3
Kris Clark (G, 6-2, 180, Sr.)	3.5	^4.2
Stephen DuCharme (F, 6-8, 230, Sr.)	10.2	5.1

Redshirts (3)

Player (Pos., Ht., Wt., Cl.)	PPG	RPG
Brayden Bell (C, 6-9, 240, So.)	1.4!	2.3!
Matt Formisano (F, 6-8, 230, Fr.)	15.2*	7.0*
Tai Wesley (F, 6-6, 230, Fr.)	16.7*	8.0*

Newcomers (8)

Player (Pos., Ht., Wt., Cl.)	PPG	RPG
Brad Brown (F, 6-6, 195, Fr.)	13.0*	5.0*
Jaxon Myaer (G, 5-9, 150, Fr.)	18.6*	^6.5*
Tyler Newbold (G, 6-4, 200, Fr.)	18.7*	9.5*
Modou Niang (C, 6-9, 240, Fr.)	32.3*	18.7*
DeUndrae Spraggins (G/F, 6-3, 180, Jr.)	11.3!	4.8!
Desmond Stephens (G, 5-9, 150, Jr.)	17.3!	^3.8!
Gary Wilkinson (F, 6-9, 240, Jr.)	18.5!	8.1!
Pooh Williams (G/F, 6-3, 200, Fr.)	27.0*	5.0*

^ - Assists per game

* - High School stats

! - Previous college stats

DID YOU KNOW?

Under head coach Stew Morrill, Utah State has had 10 different players earn first-team all-league honors a total of 14 times.

Furman and NAU playing the first game on Thursday night, followed by the Aggies facing Utah Valley.

For the third straight year, Utah State will participate in the annual ESPN BracketBusters, hosting an opponent to be determined, on Saturday, Feb. 23. In its previous two BracketBuster games, USU recorded wins against Northwestern State in 2006 and at Oral Roberts in 2007.

One team not on Utah State's preseason schedule is in-state rival Brigham Young. Despite not playing each other during the 2007-08 season, the two teams have signed a three-year contract to start during the 2008-09 season with the first game to be played at Energy Solutions Arena in Salt Lake City, followed by a game in Logan the second year and a game in Provo the third year.

Utah State will open Western Athletic Conference play at home against Hawai'i on Thursday, Jan. 3 and will conclude league play on Saturday, Mar. 8 at Idaho, while the 2007 WAC Tournament will once again be held in Las Cruces, N.M., from Mar. 11-15. Note-able home games during league play includes matchups with defending WAC Tournament Champion New Mexico State on Saturday, Jan. 12 and defending WAC regular season champion Nevada on Saturday, Feb. 2. USU's final home game of the regular season will be on Monday, Mar. 3 against Fresno State.

"Our third year in the WAC will be as exciting, if not more so, than the first two," Morrill said. "When you are in one of the top-10 conferences in the country everyone knows it is a battle and wins are hard earned."

POINT GUARDS

*Kris Clark, 6-2, 180, Sr., 1L
Jaxon Myaer, 5-9, 150, Fr., HS
Desmond Stephens, 5-9, 150, Jr., JC
* - returning starter



Utah State returns one of the top assist men in the Western Athletic Conference at the point in senior Kris Clark who ranked first in the league in assist-to-turnover ratio (2.21-to-1.00) and fourth in assists (4.15). Clark, who started 33 games for USU in his first season on campus, was even better in WAC games as he had an assist-to-turnover ratio of 2.65-to-1.00 and averaged 5.13 assists per game to rank first and second in the conference respectively. Joining Clark in the backcourt will be a pair of newcomers to the program in junior college transfer Desmond Stephens and freshman Jaxon Myaer. Stephens averaged 17.3 points, 4.1 rebounds, 3.8 assists and 2.2 steals per game and shot 50.5 percent from the field, 51.6 percent from three-point range and 75.2 percent from the free throw line as a sophomore at Southeastern Illinois Junior College, while Myaer averaged 18.6 points and 6.5 assists per game as a prep senior at Judge Memorial High School in Salt Lake City, Utah.



Senior guard Kris Clark

SHOOTING GUARDS

*Jaycee Carroll, 6-2, 175, Sr., 3L
Tyler Newbold, 6-4, 200, Fr., HS
* - returning starter



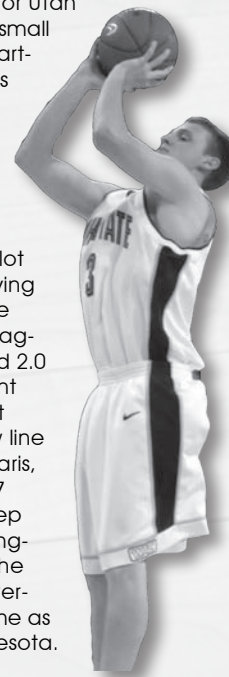
Returning for his fourth season as a starter at shooting guard for Utah State is one of the best scorers in the country in All-American Jaycee Carroll, who concluded his junior season by leading the WAC and ranking 10th in the nation in scoring with 21.3 points per game. Carroll also led the WAC and ranked 12th in the nation in free throw shooting at 88.8 percent and was the league's top three-point shooter at 43.2 percent. He also ranked fifth in the WAC in overall shooting at 52.7 percent and was 12th in the league in rebounding with 6.3 boards per game. After scoring 746 points in 2007, Carroll now ranks seventh all-time at Utah State with 1,737 points and is just 391 points shy of becoming the school's all-time scoring leader. The only other player listed at this position is freshman Tyler Newbold, who will be playing basketball for the first time in two years after returning from an LDS Church Mission in San Bernardino, Calif. As a prep senior in 2005, Newbold earned District VIII Player of the Year honors at Payson High School in Utah. Senior Nick Hammer should also see time at this position, as well as at the small forward spot after playing both positions in each of his first two years at Utah State.

SMALL FORWARDS

Brad Brown, 6-6, 195, Fr., HS
Nick Hammer, 6-6, 205, Sr., 2L
DeUndrae Spraggins, 6-3, 180, Jr., JC
Pooh Williams, 6-3, 200, Fr., HS



A position with a lot of question marks for Utah State heading into the 2007-08 season is at small forward after the graduation of two-year starter Durrall Peterson, who averaged 9.3 points and 3.7 rebounds as a senior. USU does return one player from last year who played at this position in Hammer, who also plays at the shooting guard position. Hammer, who is in his third year with the program, averaged 3.7 points and 2.3 rebounds per game as a junior. Two other players with a lot of athleticism who should see plenty of playing time here is junior college transfer DeUndrae Spraggins and freshman Pooh Williams. Spraggins averaged 11.3 points, 4.8 rebounds and 2.0 assists per game, while shooting 52.8 percent from the field, 44.4 percent from three-point range and 84.1 percent from the free throw line as a sophomore at Paris Junior College in Paris, Texas, while Williams averaged just under 27 points and five rebounds per game as a prep senior at Federal Way High School in Washington. Another player who could figure into the mix is freshman walk-on Brad Brown who averaged 13.0 points and 5.0 rebounds per game as a prep senior at Orono High School in Minnesota.



Senior guard Nick Hammer

DID YOU KNOW?

Utah State has appeared in its conference's postseason tournament championship game in seven of the last eight years, including both of its years in the Western Athletic Conference.

POWER FORWARDS

*Stephen DuCharme, 6-8, 230, Sr., 1L
 Matt Formisano, 6-8, 230, Fr., RS
 Tai Wesley, 6-6, 230, Fr., RS
 Gary Wilkinson, 6-9, 240, Jr., JC
 * - returning starter



Despite the loss of senior Chaz Spicer, who averaged 11.3 points and 3.7 rebounds per game last year, Utah State has a wealth of talent and potential at the power forward position heading into the 2007-08 season. One of those players who has already proven his worth at USU is senior Stephen DuCharme, who started 30 games last year at the center position despite being listed at 6'8". In his first year at Utah State, DuCharme averaged 10.2 points and 5.1 rebounds per game, while leading the team with a 54.3 shooting percentage. Along with DuCharme, Utah State welcomes three other talented players in junior college transfer Gary Wilkinson and returning redshirt freshmen Matt Formisano and Tai Wesley. Wilkinson earned All-America honors both years at Salt Lake Community College in Salt Lake City, Utah. During his sophomore season he averaged 18.5 points and 8.1 rebounds per game, while shooting 60.2 percent from the field and 74.2 percent from the free throw line. As a freshman at SLCC, Wilkinson averaged 14.6 points and 7.0 rebounds, while shooting 61.3 percent from the field and 73.1 percent from the free throw line. Formisano and Wesley are both returning from two-year LDS Church Missions after redshirting at USU during the 2005 seasons. As prep seniors, Formisano averaged 15.2 points and 7.0 rebounds per game at Heritage High School in Centennial, Colo., while Wesley averaged 16.7 points and 8.0 rebounds per game at Provo High School in Utah.



Senior forward
Stephen DuCharme

CENTERS

Brayden Bell, 6-9, 240, So., RS
 Modou Niang, 6-9, 240, Fr., HS



Along with DuCharme, who started at this position during the 2007 season, Utah State also has the luxury of having two "true" centers on its roster in sophomore redshirt Brayden Bell and freshman Modou Niang. Bell sat out the 2007 season after transferring from Ohio State where he played in just seven games as a true freshman. As a prep senior at Brighton High School in Utah, Bell averaged 21.0 points and 10.0 rebounds per game. Niang, who is originally from Senegal, averaged 32.3 points, 18.7 rebounds, 4.6 assists and 3.6 blocks per game as a prep senior in Japan, while shooting 74.7 percent from the field and 54.2 percent from the free throw line.

PRESEASON

NOTES



- Utah State returns three starters (Jaycee Carroll, Kris Clark and Stephen DuCharme) and four lettermen from the 2006-07 team that went 23-12, finished in fourth-place in the Western Athletic Conference with a 9-7 record, played in the WAC Tournament championship game and advanced to the National Invitation Tournament where it lost at Michigan (68-58) in the first round.
- Head coach Stew Morrill (213-75) is 13 wins shy of passing E. Lowell Romney (225-157) to become the winningest coach in school history. Morrill is also third all-time in games coached (288) at USU and is the longest tenured coach at Utah State (entering 10th season) since the Ladell Andersen era (1962-71).
- Entering his 10th season with the Aggies, Morrill has a 213-75 (.740) overall record, a 112-40 (.737) conference record and a 17-5 (.773) record in conference postseason play. Overall, Morrill owns a 431-213 (.669) record in 21 years as a collegiate head coach.
- Among active coaches at the Division I level, Morrill ranks 23rd in the nation with his 431 career wins and 28th in winning percentage at 66.9 percent.
- Morrill is one of just 27 active coaches with 400 career wins at the Division I level and one of just 13 active coaches to notch 12 20-win seasons, while his current streak of eight straight 20-win seasons is tied for the ninth-longest active streak in the nation.
- Utah State returns one player from last season who was honored by the Western Athletic Conference in senior guard Jaycee Carroll (first-team all-WAC). Carroll averaged 21.3 points and 6.3 rebounds during his junior season.
- Carroll is also one of just two players in school history, along with Wayne Estes, to earn Associated Press All-America honors as he was named an honorable mention AP All-American in 2007.
- Utah State does not have a single player from the state of California on its roster for the first time since the 1993-94 season, a span of 14 years. Since the 1994 season, USU has had a total of 45 players from the "Golden State", including a single-season high of seven during the 2003-04 campaign.
- Utah State has seven freshmen on its 2007-08 roster, which is the most-ever on a USU team dating back to the 1957-58 season.
- The six players from the state of Utah on the 2007-08 roster are the most on a USU team since the 1988-89 squad had seven in-state players on its roster.
- Aggie players from the state of Utah include senior forward Nick Hammer (St. George/Snow Canyon HS), junior forward Gary Wilkinson (South Jordan/Bingham), sophomore center Brayden Bell (Brighton/Brighton HS), freshman guard Jaxon Myaer (Salt Lake City/Judge Memorial HS), freshman guard Tyler Newbold (Payson/Payson HS), and freshman forward Tai Wesley (Provo/Provo HS).

UTAH STATE STATISTICS IN THE MORRILL ERA (1999-2007)

(Utah State/Opponents)						
Year	FG Pct.	3FG Pct.	Pts.	Margin	Reb.	Margin
1999	.477/.431	.350/.333	71.6/68.0	+3.6	36.9/31.5	+5.4
2000	.466/.403	.362/.352	70.5/61.2	+9.3	36.3/33.0	+3.3
2001	.485/.394	.390/.307	70.7/57.4	+13.1	34.6/30.9	+3.7
2002	.471/.393	.347/.286	67.0/58.1	+8.9	36.0/29.5	+6.5
2003	.463/.435	.343/.346	66.6/60.0	+6.6	35.0/28.0	+7.0
2004	.509/.424	.401/.329	69.3/58.1	+11.2	32.8/26.3	+6.5
2005	.525/.396	.391/.320	72.3/57.8	+14.6	34.2/27.6	+6.6
2006	.498/.419	.401/.353	72.1/64.7	+7.4	33.8/31.1	+2.6
2007	.467/.452	.373/.349	70.5/67.1	+3.4	32.7/31.3	+1.4



Front Row: Desmond Stephens, Tyler Newbold, DeUndrae Spraggins, Jaycee Carroll, Pooh Williams, Kris Clark, Jaxon Myaer.
Back Row: Stephen DuCharme, Brad Brown, Modou Niang, Gary Wilkinson, Brayden Bell, Matt Formisano, Tai Wesley, Nick Hammer.

ALPHABETICAL ROSTER

No.	Player	Pos.	Ht.	Wt.	Yr.	Exp.	Hometown (High School/Last School)
21	Brayden Bell	C	6-9	240	So.	RS	Brighton, Utah (Brighton HS/Ohio State)
2	Brad Brown	F	6-6	195	Fr.	HS	Orono, Minn. (Orono HS)
20	Jaycee Carroll	G	6-2	175	Sr.	3L	Evanston, Wyo. (Evanston HS)
10	Kris Clark	G	6-2	180	Sr.	1L	Wilmington, N.C. (New Hanover HS/Vincennes University)
40	Stephen DuCharme	F	6-8	230	Sr.	1L	Andover, Kan. (Andover Central HS/Hutchinson CC)
44	Matt Formisano	F	6-8	230	Fr.	RS	Centennial, Colo. (Heritage HS)
3	Nick Hammer	F	6-6	205	Sr.	2L	St. George, Utah (Snow Canyon HS/Dixie State College)
25	Jaxon Myaer	G	5-9	150	Fr.	HS	Salt Lake City, Utah (Judge Memorial HS)
24	Tyler Newbold	G	6-4	200	Fr.	HS	Payson, Utah (Payson HS)
34	Modou Niang	C	6-9	240	Fr.	HS	Richard-Toll, Senegal (Hachioji HS [Tokyo, Japan])
11	DeUndrae Spraggins	G/F	6-3	180	Jr.	JC	East St. Louis, Ill. (Ofallon Township HS/Paris JC)
15	Desmond Stephens	G	5-9	150	Jr.	JC	Bloomington, Ind. (Bloomington South HS/SE Illinois JC)
42	Tai Wesley	F	6-6	230	Fr.	RS	Provo, Utah (Provo HS)
55	Gary Wilkinson	F	6-9	240	Jr.	JC	South Jordan, Utah (Bingham HS/Salt Lake CC)
5	Pooh Williams	G/F	6-3	200	Fr.	HS	Federal Way, Wash. (Federal Way HS)

NUMERICAL ROSTER

No.	Player	Pos.	Ht.	Wt.	Yr.	Exp.	Hometown (High School/Last School)
2	Brad Brown	F	6-6	195	Fr.	HS	Orono, Minn. (Orono HS)
3	Nick Hammer	F	6-6	205	Sr.	2L	St. George, Utah (Snow Canyon HS/Dixie State College)
5	Pooh Williams	G/F	6-3	200	Fr.	HS	Federal Way, Wash. (Federal Way HS)
10	Kris Clark	G	6-2	180	Sr.	1L	Wilmington, N.C. (New Hanover HS/Vincennes University)
11	DeUndrae Spraggins	G/F	6-3	180	Jr.	JC	East St. Louis, Ill. (Ofallon Township HS/Paris JC)
15	Desmond Stephens	G	5-9	150	Jr.	JC	Bloomington, Ind. (Bloomington South HS/SE Illinois JC)
20	Jaycee Carroll	G	6-2	175	Sr.	3L	Evanston, Wyo. (Evanston HS)
21	Brayden Bell	C	6-9	240	So.	RS	Brighton, Utah (Brighton HS/Ohio State)
24	Tyler Newbold	G	6-4	200	Fr.	HS	Payson, Utah (Payson HS)
25	Jaxon Myaer	G	5-9	150	Fr.	HS	Salt Lake City, Utah (Judge Memorial HS)
34	Modou Niang	C	6-9	240	Fr.	HS	Richard-Toll, Senegal (Hachioji HS [Tokyo, Japan])
40	Stephen DuCharme	F	6-8	230	Sr.	1L	Andover, Kan. (Andover Central HS/Hutchinson CC)
42	Tai Wesley	F	6-6	230	Fr.	RS	Provo, Utah (Provo HS)
44	Matt Formisano	F	6-8	230	Fr.	RS	Centennial, Colo. (Heritage HS)
55	Gary Wilkinson	F	6-9	240	Jr.	JC	South Jordan, Utah (Bingham HS/Salt Lake CC)

Head Coach: Stew Morrill (Gonzaga, 1974), 10th Season

Associate Coach: Don Verlin (Cal State Stanislaus, 1991), 10th Season

Assistant Coach: Tim Duryea (North Texas, 1988), Seventh Season

Assistant Coach: James Ware (Texas Tech, 2000), Second Season

Basketball Operations: Lance Beckert (Daito Bunka, Japan, 1997), Second Season


Trainer: Mike Williams (Utah State, 1996), Ninth Season

HOW TO SAY IT

40	Stephen DuCharme	Steven Do-Sharm
44	Matt Formisano	Form-a-sa-no
25	Jaxon Myaer	Jackson My-err
34	Modou Niang	Mow-do Knee-yan
11	DeUndrae Spraggins	Dee-Un-Dray Spray-gins
42	Tai Wesley	Tie
	Stew Morrill	MORE-L
	Don Verlin	VUR-Lyn
	Tim Duryea	DUR-e-A




RADIO / TV ROSTER




BRAD BROWN
F•6-6•195•Fr.-HS
Orono, Minn.



NICK HAMMER
G•6-6•205•Sr.-2L
St. George, Utah




POOH WILLIAMS
G/F•6-3•200•Fr.-HS
Federal Way, Wash.




KRIS CLARK
G•6-2•180•Sr.-1L
Wilmington, N.C.



DeUNDRAE SPRAGGINS
G/F•6-3•180•Jr.-JC
East St. Louis, Ill.



DESMOND STEPHENS
G•5-9•150•Jr.-JC
Bloomington, Ind.




JAYCEE CARROLL
G•6-2•175•Sr.-3L
Evanston, Wyo.




BRAYDEN BELL
C•6-9•240•So.-RS
Brighton, Utah




TYLER NEWBOLD
G•6-4•200•Fr.-HS
Payson, Utah




JAXON MYAER
G•5-9•150•Fr.-HS
Salt Lake City, Utah




MODOU NIANG
C•6-9•240•Fr.-HS
Richard-Toll, Senegal



STEPHEN DuCHARME
F•6-8•230•Sr.-1L
Andover, Kan.



TAI WESLEY
F•6-6•230•Fr.-RS
Provo, Utah



MATT FORMISANO
F•6-8•230•Fr.-RS
Centennial, Colo.



GARY WILKINSON
F•6-9•240•Jr.-JC
South Jordan, Utah



STEW MORRILL
Head Coach

QUICK FACTS

OUTLOOK

AGGIE BIOS

COACHES

OPPONENTS

SEASON REVIEW

RECORDS

UNIVERSITY



2007-08 UTAH STATE MEN'S BASKETBALL SCHEDULE


DATE	OPPONENT	LOCATION	TIME	SERIES RECORD
OCTOBER				
Wed., Oct. 31	EA SPORTS (Ex.)	Dee Glen Smith Spectrum	7:05 p.m.	
NOVEMBER				
Sat., Nov. 3	LAVAL UNIVERSITY (Ex.)	Dee Glen Smith Spectrum	7:05 p.m.	
Fri., Nov. 9	SOUTHERN UTAH	Dee Glen Smith Spectrum	7:05 p.m.	USU leads 1-0
Sat., Nov. 10	Weber State	Ogden, Utah	7:05 p.m.	USU leads 34-24
Mon., Nov. 12	^MONTANA-WESTERN	Dee Glen Smith Spectrum	7:05 p.m.	First Meeting
Thur., Nov. 15	Cal Poly	San Luis Obispo, Calif.	8:05 p.m.	USU leads 15-1
Sat., Nov. 17	UC Irvine	Irvine, Calif.	8:05 p.m.	USU leads 30-26
Tues., Nov. 20	^AUSTIN PEAY	Dee Glen Smith Spectrum	7:05 p.m.	USU trails 0-1
Fri.-Sat., Nov. 23-24	South Padre Island Invitational	South Padre, Texas		
Fri., Nov. 23	vs. Vanderbilt	South Padre, Texas	8:05 p.m.	USU trails 0-1
Sat., Nov. 24	vs. Bradley/Iowa	South Padre, Texas	4/6:30 p.m.	
DECEMBER				
Sat., Dec. 1	SANTA CLARA	Dee Glen Smith Spectrum	7:05 p.m.	Series tied 3-3
Wed., Dec. 5	Utah	Salt Lake City, Utah	8:05 p.m.	USU trails 91-128
Sat., Dec. 8	CS Bakersfield	Bakersfield, Calif.	8:05 p.m.	USU leads 2-0
Sat., Dec. 15	PRAIRIE VIEW A&M	Dee Glen Smith Spectrum	7:05 p.m.	First Meeting
Thur.-Fri., Dec. 20-21	GOSSNER FOODS CLASSIC	Dee Glen Smith Spectrum		
Thur., Dec. 20	Furman vs. Northern Arizona	Dee Glen Smith Spectrum	5:30 p.m.	
	Utah State vs. Utah Valley	Dee Glen Smith Spectrum	8:05 p.m.	USU leads 2-0
Fri., Dec. 21	Consolation Game	Dee Glen Smith Spectrum	5:30 p.m.	
	Championship Game	Dee Glen Smith Spectrum	8:05 p.m.	
Sat., Dec. 29	ORAL ROBERTS	Dee Glen Smith Spectrum	7:05 p.m.	USU leads 5-1
JANUARY				
Thur., Jan. 3	*HAWAII	Dee Glen Smith Spectrum	7:05 p.m.	USU leads 5-3
Sat., Jan. 5	*Nevada	Reno, Nev.	8:05 p.m.	USU leads 25-10
Sat., Jan. 12	*NEW MEXICO STATE	Dee Glen Smith Spectrum	7:05 p.m.	USU leads 28-24
Thur., Jan. 17	*BOISE STATE	Dee Glen Smith Spectrum	7:05 p.m.	USU leads 19-6
Sat., Jan. 19	*IDAHO	Dee Glen Smith Spectrum	7:05 p.m.	USU leads 26-12
Thur., Jan. 24	*Louisiana Tech	Ruston, La.	6:05 p.m.	USU leads 4-1
Sat., Jan. 26	*New Mexico State	Las Cruces, N.M.	4:05 p.m.	
FEBRUARY				
Sat., Feb. 2	*NEVADA	Dee Glen Smith Spectrum	7:05 p.m.	
Thur., Feb. 7	*Fresno State	Fresno, Calif.	8:05 p.m.	USU leads 21-19
Sat., Feb. 9	*SAN JOSE STATE	Dee Glen Smith Spectrum	7:05 p.m.	USU leads 38-20
Sat., Feb. 16	*Hawai'i	Honolulu, Hawai'i	10:05 p.m.	
Mon., Feb. 18	*San Jose State	San Jose, Calif.	8:05 p.m.	
Sat., Feb. 23	ESPN BRACKETBUSTER	Dee Glen Smith Spectrum	TBA	
Thur., Feb. 28	*LOUISIANA TECH	Dee Glen Smith Spectrum	8:05 p.m.	
MARCH				
Mon., Mar. 3	*FRESNO STATE	Dee Glen Smith Spectrum	7:05 p.m.	
Thur., Mar. 6	*Boise State	Boise, Idaho	7:05 p.m.	
Sat., Mar. 8	*Idaho	Moscow, Idaho	8:05 p.m.	
Tues.-Sat., Mar. 11-15	WAC Tournament	Las Cruces, N.M.	TBA	
Thur.-Sun., Mar. 20-23	NCAA First & Second Rounds	TBA	TBA	

^ Denotes South Padre Island Invitational preliminary round game.

* Denotes Western Athletic Conference game.

Home Games in **BOLD AND ALL CAPS**.

All times are Mountain time, tentative and subject to change.



QUICK FACTS

OUTLOOK

AGGIE BIOS

COACHES

OPONENTS

SEASON REVIEW

RECORDS

UNIVERSITY

AGGIES

EIGHT STRAIGHT 23-WIN SEASONS • EIGHT STRAIGHT POSTSEASONS



IN-DEPTH WITH JAYCEE CARROLL

Hobbies/Special Talents:

- Golf, hunting, camping & swimming

Best Book Ever Read:

- New Testament

Favorite Food:

- Chicken Alfredo

Favorite TV Show:

- Scrubs

Person I Admire The Most:

- My Dad

I Would Like To Visit:

- Chile

Best Athlete I Have Played Against:

- Brandon Roy

Funniest Player On The Team Is:

- Kris Clark

Favorite Thing About Playing Is:

- Winning

Toughest Place To Play:

- Hawai'i

My Pick To Win The Super Bowl Is:

- Indianapolis Colts

My Craziest Ambition Is:

- To be a U.S. Senator

I Always Wanted An Autograph From:

- Larry Bird

The Biggest Surprise This Year Will Be:

- Kris Clark

Most People Don't Know This, But:

- I am a very good swimmer

My Favorite Restaurant Is:

- Outback

Before Every Game I:

- Take a nap

One Thing I Wish I Was Better At Is:

- Playing the guitar

Best Concert I've Ever Attended Is:

- Collin Ray

CARROLL'S CAREER HIGHS

Points	44	New Mexico St. (2/5/07)
FG	12	New Mexico St. (2/5/07)
FG Att ...	19 (5)	at New Mexico St. (2/22/07)
3PT	10	at New Mexico St. (2/2/06)
3PT Att	16	at New Mexico St. (2/2/06)
FT	15	New Mexico St. (2/5/07)
FT Att	15	New Mexico St. (2/5/07)
Reb	13	vs. Hawai'i (3/8/07)
Assists	8	Arkansas-Little Rock (12/29/05)
Steals	4 (3)	South Dakota St. (1/27/05)
Blocks	1 (15)	at San Jose St. (1/20/07)
Minutes	45	at Fresno St. (1/7/06)

JAYCEE CARROLL

Senior • Guard • 6-2 • 175 • 3L
Evanston, Wyo. (Evanston HS)

This Season:

Named the 2007-08 Western Athletic Conference's preseason Player of the Year... Has had a wonderful career at Utah State... Continues to improve on the defensive end of the court and his continued development as an all-around player his senior year is critical to the team's success... Has a great work ethic and passion for the game of basketball... As good of a shooter as you will find in the country... Is exceptionally quick and an outstanding leaper for his size... Enters his senior season seventh all-time at Utah State with 1,737 career points and is just 391 points shy of breaking Greg Grant's (1983-86) all-time scoring mark of 2,127 points... Has started 97 of a possible 99 games during his career... Ranks first all-time at Utah State in three-point shooting (.452), second in three-pointers made (255), fourth in three-pointers attempted (564), fourth in double-figure scoring games (86), fifth in games started (97), sixth in field goals made (613) and attempted (1,213), sixth in free throw percentage (.834) and 12th in scoring average (17.5)... Among active Division I players, he ranks first in the nation in career three-point shooting, is second in total points scored, third in career scoring average, seventh in three-pointers made and seventh in free throw percentage (.834).

2007 Season (Jr.):

Earned honorable mention All-American honors from the Associated Press and first-team all-conference honors as he finished the season first in the WAC and 10th in the nation in scoring with 21.3 points per game... Also led the WAC and ranked 12th in the nation in free throw shooting at 88.8 percent... Ranked first in the conference in three-point shooting (43.2), fifth in overall shooting (52.7) and 12th in rebounding (6.3), leading the team in each category... Scored 746 points during the year, which ranks second all-time in school history behind only Wayne Estes who scored 821 points during the 1963-64 season... Those 746 points are also tied for the eighth-most ever scored in a single-season in the 45-year history of the WAC... Played 1,255 minutes (35.9) during the year which ranks first all-time at Utah State, while his 21.3 point scoring average ranks 15th all-time... Became just the third player in school history to lead its league in scoring along with Greg Grant (22.6) and Eric Franson (18.4), who both led the Big West in scoring in 1986 and 1995 respectively... Scored in double-figures in 34 of the team's 35 games during the season and had a stretch of 31 straight double-figure scoring games, which ranks eighth all-time in school history... Scored 20-plus points 21 times during the season, 30-plus points twice and 40-plus points once... Was named the WAC's Player of the Week along with garnering National Player of the Week honors from ESPN's Dick Vitale after scoring a career-high 44 points in Utah State's 75-62 home win against New Mexico State on Feb. 5 as he was 12-of-16 from the field, five-of-seven from three-point range and a perfect 15-of-15 from the free throw line, which is a school record... Those 44 points are the third-most ever scored in the history of the Dee Glen Smith Spectrum and the most ever by a USU player in the building... It is also the seventh-most points scored by an Aggie in a single game in school history and the most since Nate Williams had 45 points against St. Peter's on Dec. 8, 1969... Those 44 points were also the fourth-most scored in the nation during the season and the 18th-most ever scored by a collegiate player from the state of Utah... Also had 10 rebounds against the

2007-08 ALL-AMERICAN CANDIDATE

THE CARROLL FILE

- WAC Preseason Player of the Year (2007-08)
- AP Honorable Mention All-American (2007)
- First-Team All-WAC (2007)
- WAC All-Tournament Team (2007)
- Second Team All-WAC (2006)
- Second Team All-Big West (2005)
- Big West Freshman of the Year (2005)
- Big West Tournament MVP (2005)



CARROLL'S CAREER STATISTICS

Year	GP-GS	Min-Avg.	FG	Pct.	3FG	Pct.	FT	Pct.	Pts.	Avg.	Reb.	Avg.	PF-D	Ast.	TO	Blk.	Stl.
2005 (Fr.)	32-31	972-30.4	173-331	.523	79-166	.476	45-61	.738	470	14.7	138	4.3	46-1	49	52	4	28
2006 (So.)	32-31	1065-33.3	184-396	.465	93-206	.451	60-76	.789	521	16.3	113	3.5	59-0	83	55	4	31
2007 (Jr.)	35-35	1255-35.9	256-486	.527	83-192	.432	151-170	.888	746	21.3	220	6.3	76-1	62	88	7	31
Total	99-97	3292-33.3	613-1213	.505	255-564	.452	256-307	.834	1737	17.5	471	4.8	181-2	194	195	15	90


New Mags... Led Utah State in scoring 24 times during the season and was the team's top rebounder in 16 games... Recorded four double-doubles during the year, including a career-high 13 rebounds against Hawai'i in the first round of the 2007 WAC Tournament... Named to the WAC's all-tournament team as he averaged 24.7 points and 7.3 rebounds in leading the Aggies to the championship game as he shot 47.9 percent from the field, 38.9 percent from three-point range and 91.3 percent from the free throw line... Named a second-team high-major All-American by CollegeHoops.net, along with being named to the United States Basketball Writers Association (USBWA) District VIII team and to the National Association of Basketball Coaches (NABC) District 14 second-team... Named the WAC's Player of the Week and the Most Valuable Player of the 2006 BP Top of the World Classic in Fairbanks, Alaska as he led Utah State to the tournament championship in November... During the three-day tournament, he averaged 24.0 points, 5.7 rebounds and 2.0 assists, while shooting 57.0 percent from the field, 45.5 percent from three-point range and 88.9 percent from the free throw line... His 72 total points in the tournament were just two shy of tying the tournament record... Made 83 three-pointers to rank fourth all-time at USU for a single-season, while his 192 three-point attempts rank sixth... Also made 256 field goals which is tied for the fourth-most in a single-season in school history, while his 151 made free throws rank ninth.

2006 Season (So.):

Earned second-team all-conference honors for the second straight season as he finished first in the WAC and 12th in the nation in three-point shooting at 45.1 percent... Also finished fifth in the WAC in overall shooting at 46.5 percent and ninth in the league in scoring at 16.3 points per game... Shot 78.9 percent from the free throw line to lead the team... Finished second on the team in minutes played (33.3), was first in steals (31) and third in assists (83)... Made 93 three-point field goals during the season, which ranks second all-time at Utah State behind Reid Newey who made 98 during the 1988-89 season... Attempted 206 three-points during the year which ranks third all-time on USU's single-season charts... Scored in double-figures 28 times during the season, including six 20-point games and two 30-point games... Scored a then career-high 32 points at New Mexico State on Feb. 2 as he was 11-of-19 from the field and 10-of-16 from three-point range... Those 10 made three-pointers is the most in a single-game in school history and the most in a single-game in the history of the WAC... The previous school record for made three-pointers was nine by Jay Goodman against Brigham Young on Nov. 24, 1990 and the previous WAC record was nine set by six players and most recently by Marcus West of Fresno State against SMU on Feb. 7, 2004... Also tied USU's single-game record with his 16 three-point attempts along with Corwin Woodward who also attempted 16 three's against New Mexico State on Feb. 13, 1995... Those 10 made three-pointers were also tied for the second-most made three's in a single game in the NCAA during the season... Named to the 2005 Gossner Foods Classic all-tournament team as he scored 21 points to go along with a career-high eight assists and seven rebounds against Arkansas-Little Rock and then added 20 points, four assists and two rebounds in the championship game against Binghamton... Concluded his season by scoring 21 points to go along with seven rebounds and three assists against Washington in the first round of the NCAA Tournament... Had made at least one three-point basket in 30 straight games dating back to the 2004-05 season before going zero-of-three from behind the arc against San Jose State in the regular season finale... Finished the season with 521 points... Named the WAC Player of the Week on Dec. 1 after leading Utah State to a pair of wins against Middle Tennessee at home and at Weber State... Against the Blue Raiders, he scored 17 points on seven-of-13 shooting to go along with three rebounds... He then scored a then career-high 30 points at Weber State on 10-of-16 shooting.

2005 Season (Fr.):

Was the first freshman in Utah State history to earn second-team all-Big West honors as he finished the year first in the league in three-point shooting at 47.6 percent, which would have ranked fourth in the nation, but he was one made three-point basket shy of qualifying for the NCAA stats... Was also fourth in the league in field goal percentage at 52.3 percent and sixth in the conference in scoring at 14.7 points per game... Shot 73.8 percent from the free throw line... Became the first Aggie since 1991 and only the fourth in school history to be named Freshman of the Year in the Big West, joining Bryon Ruffner (1991), Kendall Youngblood (1989) and Greg Grant (1983)... Was the first freshman in



UTAH STATE CAREER RECORDS

Points (1,000-plus)			
No.	Name	Years	Points
1.	Greg Grant	1983-86	2127
2.	Wayne Estes	1963-65	2001
3.	Brian Jackson	1978-81	1900
4.	Cornell Green	1960-62	1890
5.	Marvin Roberts	1969-71	1844
6.	Kendall Youngblood	1989-92	1774
7.	Jaycee Carroll	2005-pres.	1737
Points per Game (Min. 50 Games)			
No.	Name	Years	Avg.
1.	Wayne Estes	1963-65	26.7
2.	Shaler Hallimon	1967-68	25.2
3.	Marvin Roberts	1969-71	23.6
4.	Cornell Green	1959-62	22.5
5.	Bob Ipsen	1958-59	20.0
6.	Troy Collier	1963-64	19.8
7.	Nate Williams	1970-71	19.6
8.	Greg Grant	1983-86	18.5
9.	Vince Washington	1984-85	18.1
10.	Ed Gregg	1975-76	18.0
11.	LeRoy Walker	1964-65	17.7
12.	Jaycee Carroll	2005-pres.	17.5
Field Goals Made			
No.	Name	Years	FG
1.	Greg Grant	1983-86	852
2.	Wayne Estes	1963-65	766
3.	Brian Jackson	1978-81	753
4.	Marvin Roberts	1969-71	693
5.	Kendall Youngblood	1989-92	629
6.	Jaycee Carroll	2005-pres.	613
Field Goals Attempted			
No.	Name	Years	Att.
1.	Greg Grant	1983-86	1604
2.	Wayne Estes	1963-65	1591
3.	Marvin Roberts	1969-71	1487
4.	Brian Jackson	1978-81	1432
5.	Kendall Youngblood	1989-92	1348
6.	Jaycee Carroll	2005-pres.	1213
Three-Point Pct. (Min. 25 Made)			
No.	Name	Years	Pct.
1.	Jaycee Carroll	2005-pres.	.452
2.	Justin Jones	1996-98	.449
3.	Kendall Youngblood	1989-92	.448
Three-Point Field Goals Made			
No.	Name	Years	FG
1.	Tony Brown	1999-02	283
2.	Jaycee Carroll	2005-pres.	255
3.	Reid Newey	1984, 87-89	237
Three-Point Field Goals Attempted			
No.	Name	Years	FG
1.	Tony Brown	1999-02	686
2.	Jay Goodman	1991-93	580
3.	Reid Newey	1984, 87-89	572
4.	Jaycee Carroll	2005-pres.	564
FT Percentage (Min. 100 Made)			
No.	Name	Years	Pct.
1.	Tony Brown	1999-02	.870
2.	Cardell Butler	2003-04	.864
3.	Wayne Estes	1963-65	.856
4.	Vince Washington	1984-85	.851
5.	Jay Goodman	1991-93	.837
6.	Jaycee Carroll	2005-pres.	.834
10-Point Games			
No.	Name	Years	Games
1.	Greg Grant	1983-86	105
2.	Kendall Youngblood	1989-92	93
3.	Brian Jackson	1978-81	90
4.	Jaycee Carroll	2005-pres.	86
Consecutive 10-Point Games			
No.	Name	Dates	Games
1.	Wayne Estes	1963-65	64
2.	Eric Franson	1994-96	56
3.	Greg Grant	1984-86	53
4.	Shaler Hallimon	1967-68	46
5.	Jim Boatwright	1972-74	44
6.	Brian Jackson	1979-81	32
7.	Marvin Roberts	1970-71	32
8.	Jaycee Carroll	2006-07	31
Games Started			
No.	Name	Years	Games
1.	Greg Grant	1983-86	115
2.	Tony Brown	1999-02	112
3.	Kendall Youngblood	1989-92	103
4.	Eric Franson	1991, 94-96	99
5.	Jaycee Carroll	2005-pres.	97
Total Minutes Played			
No.	Name	Years	Min.
1.	Greg Grant	1983-86	3923
2.	Tony Brown	1999-02	3841
3.	Brian Jackson	1978-81	3768
4.	Kendall Youngblood	1989-92	3674
5.	Nate Harris	2003-06	3422
6.	Eric Franson	1991, 94-96	3349
7.	Kevin Nixon	1985-88	3347
8.	Jaycee Carroll	2005-pres.	3292
Minutes per Game (Min. 50 Games)			
No.	Name	Years	Avg.
1.	Vince Washington	1984-85	36.0
2.	Justin Jones	1996-98	34.6
3.	Marcus Saxon	1997-98	34.2
4.	Greg Grant	1983-86	34.1
5.	Jaycee Carroll	2005-pres.	33.3
6.	Brian Jackson	1978-81	33.3

QUICK FACTS

OUTLOOK

AGGIE BIOS

COACHES

OPONENTS

SEASON REVIEW

RECORDS

UNIVERSITY

UTAH STATE SINGLE-SEASON RECORDS

Points (500-plus)			
No.	Name	Year	Points
1.	Wayne Estes	1963-64	821
2.	Jaycee Carroll	2006-07	746

Points per Game (20-plus)			
No.	Name	Year	Avg.
1.	Wayne Estes	1964-65	33.7
2.	Wayne Estes	1963-64	28.3
3.	Marvin Roberts	1968-69	27.6
4.	Shaler Hallmon	1967-68	26.8
5.	Cornell Green	1961-62	25.7
6.	Shaler Hallmon	1966-67	23.6
7.	Brian Jackson	1980-81	23.4
8.	Greg Grant	1985-86	22.6
9.	Marvin Roberts	1969-70	22.4
10.	Ed Gregg	1975-76	22.3
11.	Jimmy Smith	1967-68	21.9
12.	Bob Ipsen	1958-59	21.9
13.	Nate Williams	1969-70	21.7
14.	Vince Washington	1984-85	21.6
15.	Jaycee Carroll	2006-07	21.3

Field Goals Made			
No.	Name	Year	FG
1.	Wayne Estes	1963-64	309
2.	Marvin Roberts	1968-69	271
3.	Cornell Green	1961-62	259
4.	Jaycee Carroll	2006-07	256
	Ed Gregg	1975-76	256
	Shaler Hallmon	1967-68	256

Three-Point Field Goals Made			
No.	Name	Year	FG
1.	Reid Newey	1988-89	98
2.	Jaycee Carroll	2005-06	93
3.	Jay Goodman	1992-93	87
4.	Jaycee Carroll	2006-07	83
5.	Tony Brown	2000-01	80
6.	Jaycee Carroll	2004-05	79

Three-Point FG Attempted			
No.	Name	Year	Att.
1.	Reid Newey	1988-89	224
2.	Jay Goodman	1992-93	223
3.	Jaycee Carroll	2005-06	206
4.	Tony Brown	2000-01	195
5.	Reid Newey	1986-87	194
6.	Jaycee Carroll	2006-07	192

Three-Point Pct. (1 Made per Gm.)			
No.	Name	Year	Pct.
1.	Justin Jones	1997-98	.496
2.	Jaycee Carroll	2004-05	.476
3.	Justin Jones	1995-96	.467
4.	Marcus Saxon	1997-98	.460
5.	Jaycee Carroll	2005-06	.451
	Jeff O. Anderson	1987-88	.451
7.	Mark Brown	2003-04	.439
8.	Tony Brown	1999-00	.438
	Reid Newey	1988-89	.438
10.	Tony Brown	2001-02	.436

Free Throws Made			
No.	Name	Year	FT
1.	Cornell Green	1961-62	227
2.	Wayne Estes	1963-64	203
	Bert Cook	1950-51	203
4.	Marvin Roberts	1968-69	176
5.	Dan Conway	1987-88	170
6.	Shaler Hallmon	1967-68	159
7.	Spencer Nelson	2004-05	155
8.	Cornell Green	1960-61	154
9.	Jaycee Carroll	2006-07	151
10.	Kevin Rice	1997-98	149
	Marvin Roberts	1969-70	149

FT Pct. (2 Made per Game)			
No.	Name	Year	Pct.
1.	Tony Brown	1998-99	.921
2.	Jay Goodman	1991-92	.891
3.	Jaycee Carroll	2006-07	.888

Games Started			
No.	Name	Year	Games
1.	Jaycee Carroll	2006-07	35
	Durrall Peterson	2006-07	35

Minutes Played			
No.	Name	Year	Min.
1.	Jaycee Carroll	2006-07	1255
2.	Justin Jones	1997-98	1182
3.	Marcus Saxon	1997-98	1172
4.	Justin Jones	1995-96	1159
5.	Kevin Nixon	1987-88	1133
6.	Kevin Rice	1997-98	1113
7.	Brian Jackson	1978-79	1112
8.	Eric Franson	1995-96	1082
9.	Tony Brown	2001-02	1079
10.	Duane Rogers	1995-96	1071
11.	Nate Harris	2005-06	1068
	Kevin Nixon	1986-87	1068
13.	Mark Brown	2002-03	1067
14.	Jaycee Carroll	2005-06	1065

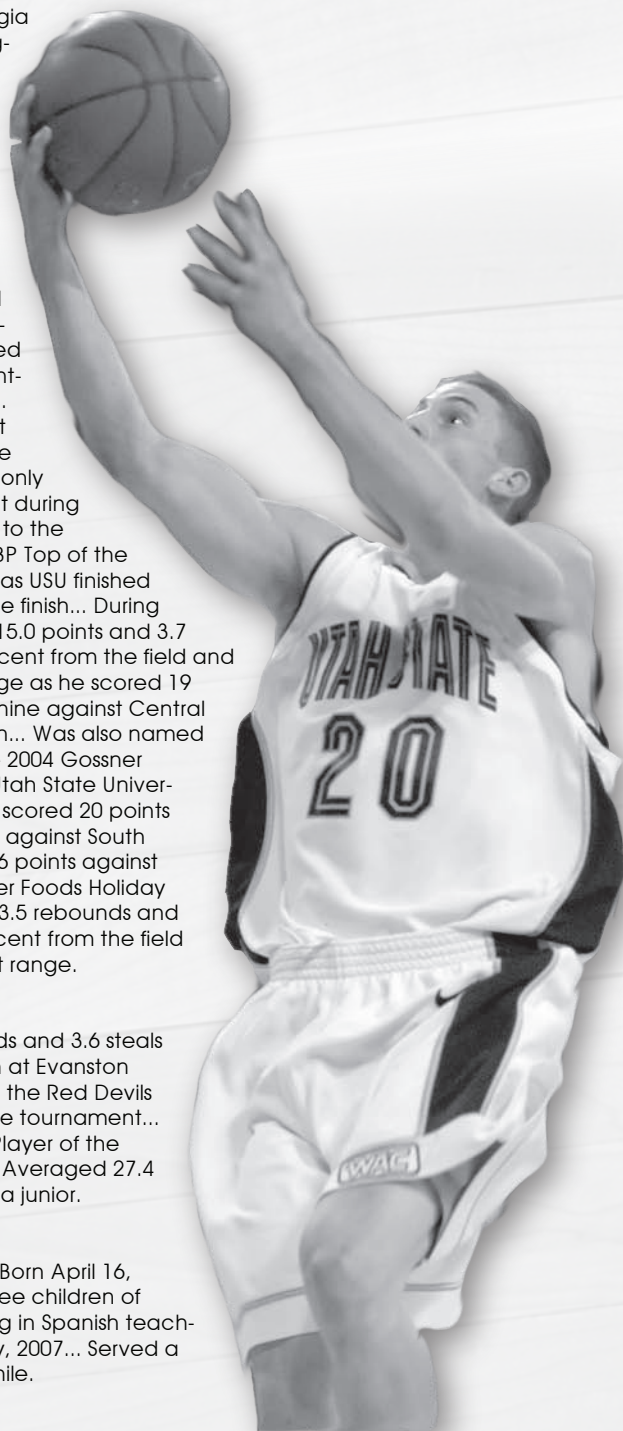
the history of the Big West Conference to be named the Most Valuable Player of the league's postseason tournament as he scored 12 points to go along with seven rebounds and four assists in USU's semifinal win against Cal State Fullerton and then scored a game-high 22 points to go along with seven rebounds in the Aggies' 65-52 win against then 16th-ranked Pacific in the championship game... Finished the year by scoring a game-high 18 points against then ninth-ranked Arizona in the first round of the NCAA Tournament as he was five-of-10 from three-point range... Those five made three-pointers is the most ever made by a USU player in an NCAA Tournament game... Named a freshman All-American by both CollegeInsider.com and Rivals.com... His 470 points scored on the season ranked sixth in the nation among freshman, while his 14.7 points per game average ranked 12th... Set a new freshman single-game scoring record at Utah State with 28 points against UC Santa Barbara on Jan. 6, breaking the old record of 24 points set by Brian Jackson against Brigham Young on Nov. 24, 1990... Was eight-of-12 from three-point range against the Gauchos... Also set a new single-season freshman scoring record at Utah State with 470 points, breaking the old mark of 427 points set by Greg Grant during the 1982-83 season... His 14.7 points per game average is also a new school record for a freshman in a single-season, tying Grant who also averaged 14.7 points during his freshman season... Began his collegiate career by scoring 19 points against Georgia Southern and scored in double-figures 24 times during the season, including seven 20-point games... Recorded his first collegiate double-double on Dec. 1 when he scored 13 points and grabbed a season-high 11 rebounds in a 71-57 win against Brigham Young... Finished the season second on the team in scoring (14.7) and minutes played (30.4), and third on the team in rebounding (4.3) and steals (28)... Led the team with 79 made three-pointers and 166 three-point attempts... Shot 47.6 percent from three-point range, which ranks second all-time at USU for a single-season, trailing only Justin Jones who shot 49.6 percent during the 1997-98 season... Was named to the all-tournament team at the 2004 BP Top of the World Classic in Fairbanks, Alaska as USU finished with a 2-1 record and a third-place finish... During those three games he averaged 15.0 points and 3.7 rebounds, while shooting 53.1 percent from the field and 41.7 percent from three-point range as he scored 19 points against Georgia Southern, nine against Central Florida and 17 versus Northwestern... Was also named to the all-tournament team at the 2004 Gossner Foods Holiday Classic hosted by Utah State University... During those two games, he scored 20 points and had a season-high five assists against South Carolina State and then added 16 points against Loyola Marymount... In the Gossner Foods Holiday Classic, he averaged 18.0 points, 3.5 rebounds and 3.5 assists, while shooting 61.9 percent from the field and 61.5 percent from three-point range.

High School:

Averaged 39.4 points, 9.1 rebounds and 3.6 steals per game during his senior season at Evanston High School in Wyoming as he led the Red Devils to a fifth-place finish in the 4A state tournament... Named the Wyoming Gatorade Player of the Year as both a junior and senior... Averaged 27.4 points, 3.3 steals and 2.8 assists as a junior.

Personal:

Full name is Jaycee Don Carroll... Born April 16, 1983 in Laramie, Wyo... One of three children of Jerry and Donna Carroll... Majoring in Spanish teaching... Married Baylee Roche in July, 2007... Served a two-year LDS Church Mission in Chile.





IN-DEPTH WITH KRIS CLARK

Hobbies/Special Talents:

- Tap dancing

Post-School Ambition:

- Coaching

Favorite Athlete:

- Jason Kidd

Favorite Food:

- Steak

Favorite Movie:

- Harlem Nights

Favorite Musical Group:

- Lil Wayne

Favorite Place On Campus:

- The Spectrum

Favorite Thing About Playing Basketball:

- The rush

Person I Admire Most:

- My Dad

Famous People I've Met:

- Bill Russell

My Pick To Win The Super Bowl Is:

- Carolina Panthers

Toughest Place To Play:

- New Mexico State

The Place I Would Most Like To Visit:

- Dominican Republic

The Biggest Surprise This Year Will Be:

- Gary Wilkinson

My Favorite Restaurant Is:

- Bojangles

Before Every Game I:

- Pray

The Game I'm Looking Forward To Is:

- Fresno State

I Wear #10 Because:

- It represents dropping dimes

What Makes USU Basketball Special:

- The atmosphere

CLARK'S CAREER HIGHS

Points	9 (4) at Michigan (3/13/07)
FG	4 CS Bakersfield (12/30/06)
FG Att	8 at Michigan (3/13/07)
3PT	2 at Santa Clara (12/23/06)
3PT Att	3 (2) at Santa Clara (12/23/06)
FT	5 New Mexico St. (2/5/07)
FT Att	6 New Mexico St. (2/5/07)
Reb	6 at Fresno State (1/6/07)
Assists	8 (4) at Louisiana Tech (2/24/07)
Steals	3 Louisiana Tech (1/13/07)
Blocks ..	1 (3) at New Mexico St. (2/22/07)
Minutes ...	37 at New Mexico St. (2/22/07)

KRIS CLARK

Senior • Guard • 6-2 • 180 • 1L

Wilmington, N.C. (New Hanover HS/Vincennes University)

10

This Season:

Returns for his senior season as the starting point guard... Had a solid junior year and his senior season should be even better... Needs to be one of the team's top defenders and needs to be at the top of the WAC in assist-to-turnover ratio... A very good teammate who will do whatever he can to help the team win... His shooting should improve this season with a year of experience... A very good ball-handler who looks to pass first.

2007 Season (Jr.):

Started 33 of a possible 35 games at the point in his first year at Utah State, including the final 25 games... Finished the year ranked first in the Western Athletic Conference with an assist-to-turnover ratio of 2.21-to-1.00... That assist-to-turnover ratio also ranks third at USU for a single-season... Recorded 146 assists during the year, which ranks 12th all-time at Utah State for a single-season... Averaged 4.17 assists per game which ranked fourth in the conference... In conference only games, he ranked second with an average of 5.13 assists per game, while his 2.65 assist-to-turnover ratio was first in the league... Also averaged 3.5 points and 1.7 rebounds in 25.5 minutes per game... Shot 33.3 percent from the field, 21.2 percent from three-point range and 93.1 percent from the free throw line (27-of-29)... Scored a season-high nine points four different times during the season, including at Michigan on Mar. 13 in the first round of the 2007 National Invitation Tournament... Also recorded a season-high eight assists in four different games... Recorded five-plus assists in 16 games during the year... Played a season-high 37 minutes at New Mexico State on Feb. 22.

Junior College:

Earned all-Region 12 honors as a sophomore at Vincennes University as he led the Trailblazers to a 26-6 record and the Region 12 Championships... Averaged 9.1 points, 5.9 assists and 3.3 rebounds per game, while shooting 39.2 percent from the field and 35.6 percent from three-point range... During his sophomore season he scored a season-high 25 points against Olney College and had a season-high 14 assists against Gulf Coast College.

Previous School:

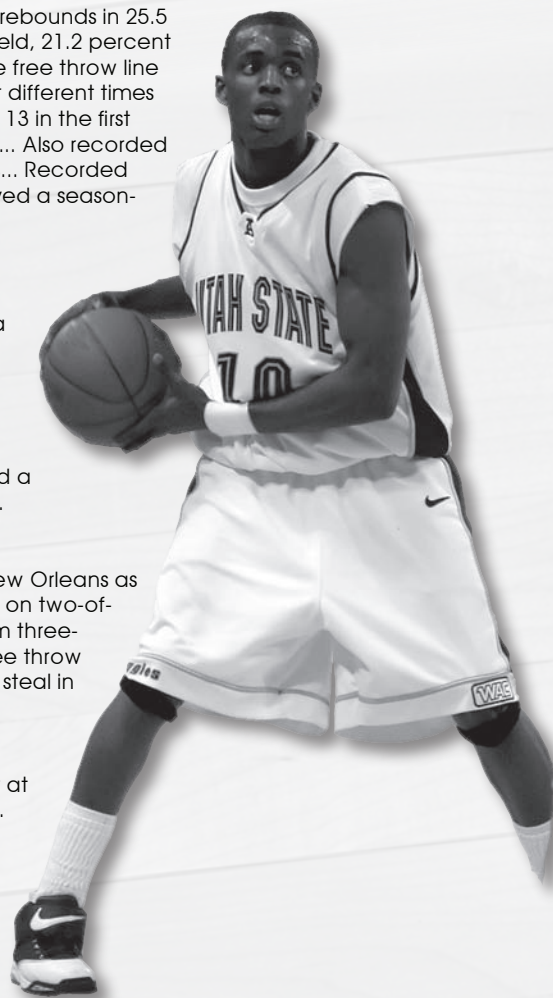
Played his freshmen season at the University of New Orleans as he appeared in two games and scored six points on two-of-11 shooting from the field, one-of-six shooting from three-point range and one-of-two shooting from the free throw line... Also had four rebounds, one assist and one steal in 30 minutes.

High School:

Was a two-time all-state and all-district performer at New Hanover High School as a junior and senior... Averaged just under 14 points and six assists per game as a senior... Led his team in scoring as a junior and in assists as both a junior and senior... Attended Laurinburg Prep Institute in Laurinburg, N.C. for a year before enrolling at the University of New Orleans.

Personal:

Full name is Kris Clark... Born on Nov. 25, 1985 in Chicago, Ill... One of three children of Audrey and Walter Clark... Majoring in interdisciplinary studies.



QUICK FACTS

OUTLOOK

AGGIE BIOS

COACHES

OPONENTS

SEASON REVIEW

RECORDS

UNIVERSITY

CLARK'S CAREER STATISTICS

Year	GP-GS	Min-Avg.	FG	Pct.	3FG	Pct.	FT	Pct.	Pts.	Avg.	Reb.	Avg.	PF-D	Ast.	TO	Blk.	Stl.
2007 (Jr.)	35-33	892-25.5	45-135	.333	7-33	.212	27-29	.931	124	3.5	61	1.7	68-2	146	66	3	30



IN-DEPTH WITH STEPHEN DuCHARME

Hobbies/Special Talents:

- Fishing, hunting & video games

Best Book Ever Read:

- The Art of War

Favorite Food:

- Mexican

Favorite Movie:

- The Shawshank Redemption

Person I Admire The Most:

- My Dad

I Would Like To Visit:

- Rome

My Favorite Class At Utah State Is:

- Statistics

My Favorite Place On Campus Is:

- The Spectrum

Funniest Player On The Team Is:

- Desmond Stephens

What I Like Most About Utah State Is:

- The fans support

Toughest Place To Play:

- New Mexico State

My Pick To Win The Super Bowl Is:

- Green Bay Packers

My Craziest Ambition Is:

- Climb Mount Everest

If I Could Play Another Sport It Would Be:

- Football

The Biggest Surprise This Year Will Be:

- Gary Wilkinson

I Wear #40 Because:

- It was Shawn Kemp's number

My Favorite Restaurant Is:

- Carlos O'Kelley's

Before Every Game I:

- Meditate

One Thing I Wish I Was Better At Is:

- Handling the ball

DuCHARME'S CAREER HIGHS

Points	22 (2) at Santa Clara (12/23/06)
FG	10 vs. Drake (11/18/06)
FG Att	17 at Santa Clara (12/23/06)
3PT	2 Nevada (3/1/07)
3PT Att	2 (2) at Fresno State (3/3/07)
FT	7 Utah Valley State (1/10/07)
FT Att	13 Utah Valley State (1/10/07)
Reb	16 Fresno State (3/3/07)
Assists	2 (5) vs. Nevada (3/9/07)
Steals	3 Nevada (3/1/07)
Blocks ..	2 (3) at New Mexico St. (2/22/07)
Minutes	38 Nevada (3/1/07)

STEPHEN DuCHARME

Senior • Forward • 6-8 • 230 • 1L

Andover, Kan. (Andover Central HS/Hutchinson CC)

40

This Season:

Will see more time at his natural power forward position after playing mainly at center during his junior season... Expected to become more consistent on a game-by-game basis during his senior season... Continues to get better every year as a player and this year should be no different.... A blue-collared, hard-nosed player who plays the game with great effort and toughness.

2007 Season (Jr.):

Started 30 games in his first year at Utah State, including 30 of the last 31... Set a school record in November by making 17 straight field goals during a two-game span, including a 10-for-10 performance against Drake on Nov. 18... Scored a career-high 22 points against Drake... Also scored 22 points at Santa Clara on Dec. 23... Scored in double-figures 18 times during the season, including three 20-point games... Recorded three double-doubles during the year as he had 13 points and 10 rebounds against IPFW on Dec. 21, 22 points and 11 rebounds against Santa Clara on Dec. 23 and 13 points and a season-high 16 rebounds against Fresno State on Mar. 3... Finished the year second on the team in rebounding with 5.1 boards per game and third in scoring with 10.2 points per game... Led the team in field goal percentage at 54.3 percent and was second in blocked shots with 15... Also shot 64.6 percent from the free throw line... Was three-of-11 from three-point range on the year... Played a season-high 38 minutes against Nevada on Mar. 1... Also had a season-high three steals against the Wolf Pack in that game and was two-of-two from three-point range as he scored 20 points and added eight rebounds... Led the team in scoring five times and in rebounding eight times during the season... Also led the team in dunks with five.

Junior College:

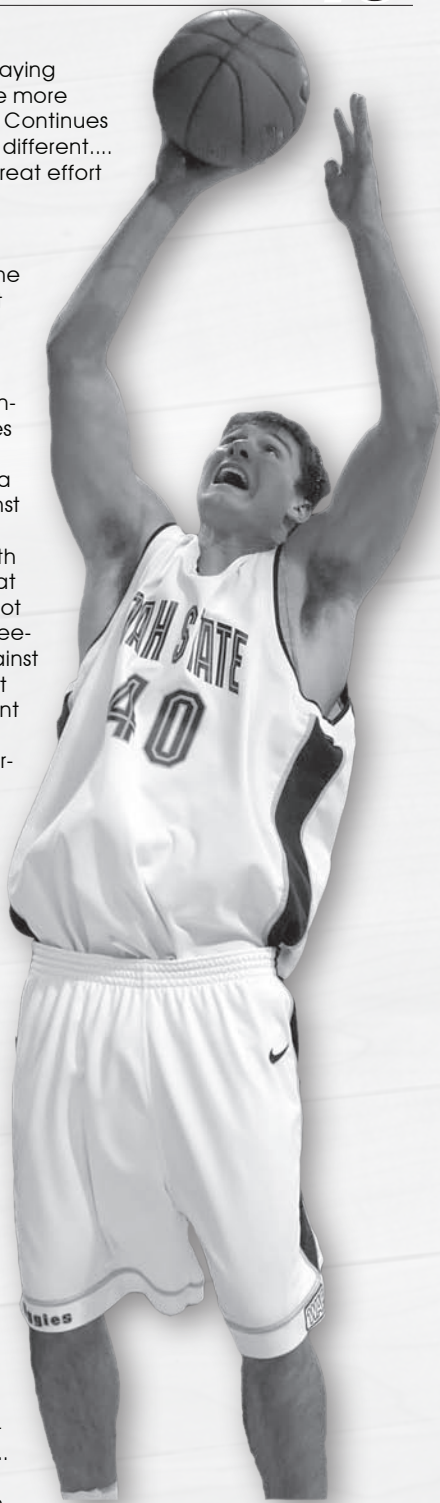
Led Hutchinson Community College in both scoring and rebounding during his sophomore year as he averaged 12.4 points and 9.0 rebounds per game, while shooting 43.4 percent from the field and 47.2 percent from the free throw line... During his sophomore season he recorded eight double-doubles and scored 20-plus points in six different games, including a career-high 26 points against Hamilton College... Also had a season-high 15 rebounds against Kaskaskia College... Averaged 7.5 points and 4.3 rebounds during his freshman season at Hutchinson and scored in double-figures 10 times during the year.

High School:

Prepped at Andover Central High School in Andover, Kan., where he averaged 22 points and 11 rebounds during his senior season en route to earning all-state honors... Led his team to a runner-up finish at the state tournament and a 21-2 record... Averaged 17.5 points during his junior season and 16.4 points as a prep sophomore.

Personal:

Full name is Stephen Isaac DuCharme... Born on Nov. 8, 1985 in Wichita, Kan... One of four children of Steve and Angela DuCharme... Enjoys hunting, fishing, playing cards and video games... Majoring in management human resources... His first name is pronounced Steven and his last name is pronounced Do-sharm.



DuCHARME'S CAREER STATISTICS

Year	GP-GS	Min-Avg.	FG	Pct.	3FG	Pct.	FT	Pct.	Pts.	Avg.	Reb.	Avg.	PF-D	Ast.	TO	Blk.	Stl.
2007 (Jr.)	35-30	920-26.3	151-278	.543	3-11	.273	53-82	.646	358	10.2	180	5.1	68-0	23	48	15	16



NICK HAMMER

Senior • Guard • 6-6 • 205 • 2L

St. George, Utah (Snow Canyon HS/Dixie State College)

3

This Season:

Is expected to have a very productive senior year.... Understands the system and what he needs to do to get big minutes... Has been a streaky shooter, but has the ability to become a consistent shooter... Needs to become an aggressive defensive player who is also active on the boards... Is left-handed.

2007 Season (Jr.):

Played in all 35 games during his junior year and averaged 3.7 points, 2.3 rebounds and 1.2 assists per game... Shot 36.5 percent from the field, 31.2 percent from three-point range and 71.4 percent from the free throw line... Averaged 17.4 minutes per game off the bench and played a career-high 32 minutes against New Mexico State on Feb. 5... Finished the year fourth on the team with eight blocks and sixth with 25 steals... Also took seven charges during the season to rank third on the team... Scored in double-figures twice during the season as he had 12 points in the season-opener at Northwestern State on Nov. 10 and scored a career-high 15 points at home against Idaho on Jan. 15... Was five-of-seven from the field and four-of-six from three-point range against the Vandals.

2006 Season (So.):

Played in 21 games in his first season at Utah State... Started his only game of the year against Idaho on Jan. 14... Scored a season-high seven points against Binghamton in the championship game of the 2005 Gossner Foods Holiday Classic... Played a season-high 18 minutes at Oral Roberts in the first game of the year and at Idaho on Feb. 15... Had his best statistical game against Boise State on Jan. 12 as he scored six points and added a season-high four rebounds, to go along with one assist and one steal in 15 minutes... Was two-of-three from the field and two-of-two from three-point range against the Broncos... Finished the season by averaging 1.0 points and 1.3 rebounds in 7.6 minutes per game off the bench... Shot just 14.3 percent from the field (5-35) and 16.7 percent from three-point range (4-24), but did make 77.8 percent of his free throws (7-9).

Junior College:

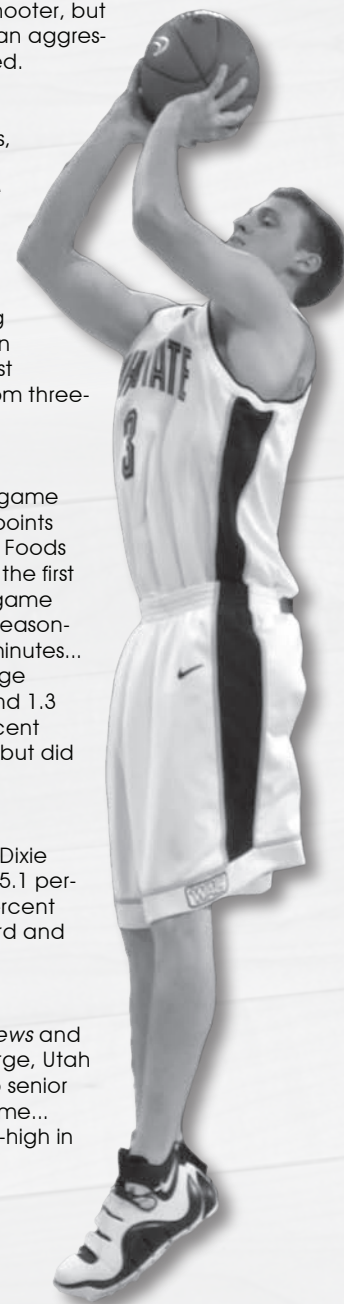
Averaged 11.8 points and 4.2 rebounds per game as a freshman at Dixie State College in St. George, Utah during the 2002-03 season... Shot 45.1 percent from the field, 40.2 percent from three-point range and 67.9 percent from the free throw line as he helped lead the Rebels to a 30-6 record and a third-place finish at the NJCAA National Tournament.

High School:

Earned 3A Player of the Year honors by both the *Deseret Morning News* and *Salt Lake Tribune* as a senior at Snow Canyon High School in St. George, Utah in 2002 after leading his team to the state championship... As a prep senior he averaged nearly 24 points, eight rebounds and five steals per game... Scored a career-high 40 points twice during high school... His career-high in rebounds was 23... Earned three varsity letters on the golf team.

Personal:

Full name is Nicholas Craig Hammer... Born May 27, 1984 in Salt Lake City, Utah... One of four children of Craig and Marcia Hammer... His dad played basketball at the University of Utah in 1981 and 1982... Majoring in finance at Utah State... Enjoys golfing and ping pong... Returned from a two-year LDS Church Mission in Rio de Janeiro, Brazil in May, 2005.



IN-DEPTH WITH NICK HAMMER

Hobbies/Special Talents:

- Golf

Best Book Ever Read:

- Book of Mormon

Favorite Food:

- Crab legs

Favorite TV Show:

- Seinfeld

Favorite Musical Group:

- Tom Petty

Favorite Athlete:

- Tiger Woods

My Favorite Class At Utah State Is:

- Sports Psychology

Person I Admire The Most:

- My mom

I Would Like To Visit:

- Italy

Funniest Player On The Team Is:

- Tai Wesley

Favorite Thing About Playing Is:

- Games in the Spectrum

Toughest Place To Play:

- New Mexico State

My Pick To Win The Super Bowl Is:

- Oakland Raiders

My Favorite Movie Is:

- Gladiator

I Always Wanted An Autograph From:

- Michael Jordan

If I Could Play Another Sport It Would Be:

- Golf

The Biggest Surprise This Year Will Be:

- Brayden Bell

My Favorite Restaurant Is:

- Outback

The Best Concert I Ever Attended Is:

- Tom Petty

HAMMER'S CAREER HIGHS

Points	15	Idaho (1/15/07)
FG	5	Idaho (1/15/07)
FG Att	7	Idaho (1/15/07)
3PT	4	Idaho (1/15/07)
3PT Att	5	Idaho (1/15/07)
FT	4	at Northwestern St. (11/10/06)
FT Att	6	at Northwestern St. (11/10/06)
Reb	7	(2) at Idaho (2/10/07)
Assists	3	(5) New Mexico St. (2/5/07)
Steals	3	Idaho State (12/1/06)
Blocks	2	at Santa Clara (12/23/06)
Minutes	32	New Mexico St. (2/5/07)

HAMMER'S CAREER STATISTICS

Year	GP-GS	Min-Avg.	FG	Pct.	3FG	Pct.	FT	Pct.	Pts.	Avg.	Reb.	Avg.	PF-D	Ast.	TO	Blk.	Stl.
2006 (So.)	21-1	160-7.6	5-35	.143	4-24	.167	7-9	.778	21	1.0	27	1.3	13-0	8	12	0	5
2007 (Jr.)	35-0	609-17.4	42-115	.365	24-77	.312	20-28	.714	128	3.7	79	2.3	41-0	43	25	8	25
Total	56-1	769-13.7	47-150	.313	28-101	.277	27-37	.730	149	2.7	106	1.9	54-0	51	37	8	30



IN-DEPTH WITH BRAYDEN BELL

Favorite Athlete:

- Dwight Howard & LeBron James

Best Book Ever Read:

- The Art of War

Favorite Food:

- Seafood & steak

Favorite TV Show:

- Entourage and Rob & Big

Favorite Movie:

- The Departed

Favorite Actress:

- Jessica Alba

My Craziest Ambition Is To:

- Sail around the world

My Favorite Place On Campus Is:

- The Spectrum

Person I Admire The Most:

- My parents

I Would Like To Visit:

- Jamaica

Funniest Player On The Team Is:

- Modou Niang

Favorite Thing About Playing Is:

- Traveling

Toughest Place To Play:

- Michigan State

My Pick To Win The Super Bowl Is:

- New England Patriots

The Biggest Surprise On The Team Will Be:

- Desmond Stephens

I Always Wanted An Autograph From:

- Muhammad Ali & Bob Marley

If I Could Play Another Sport It Would Be:

- Baseball

My Favorite Restaurant Is:

- L & L's Hawaiian Barbecue

Before Every Game I:

- Sleep

BELL'S CAREER HIGHS

Points	6 Penn State (1/5/06)
FG	3 Penn State (1/5/06)
FG Att	4 (2) Florida A&M (1/30/06)
3PT	1 Norfolk State (12/12/05)
3PT Att	2 Florida A&M (1/30/06)
FT	1 Norfolk State (12/12/05)
FT Att	2 Norfolk State (12/12/05)
Reb	5 Norfolk State (12/12/05)
Assists	1 Florida A&M (1/30/06)
Steals	
Blocks	1 Florida A&M (1/30/06)
Minutes	8 Chicago State (11/20/05)

BRAYDEN BELL

Sophomore • Center • 6-9 • 240 • RS
Brighton, Utah (Brighton HS/Ohio State)

21

This Season:

An unknown commodity because he has yet to produce in an Aggie uniform... His potential is exciting because he is a skilled big man with a very strong body... Consistent practice habits and maturity day in and out, both on and off the court, will be the key to his success... A very good perimeter shooter.

2007 Season (RS):

Redshirted during his first year at Utah State after transferring from Ohio State University.

Previous School:

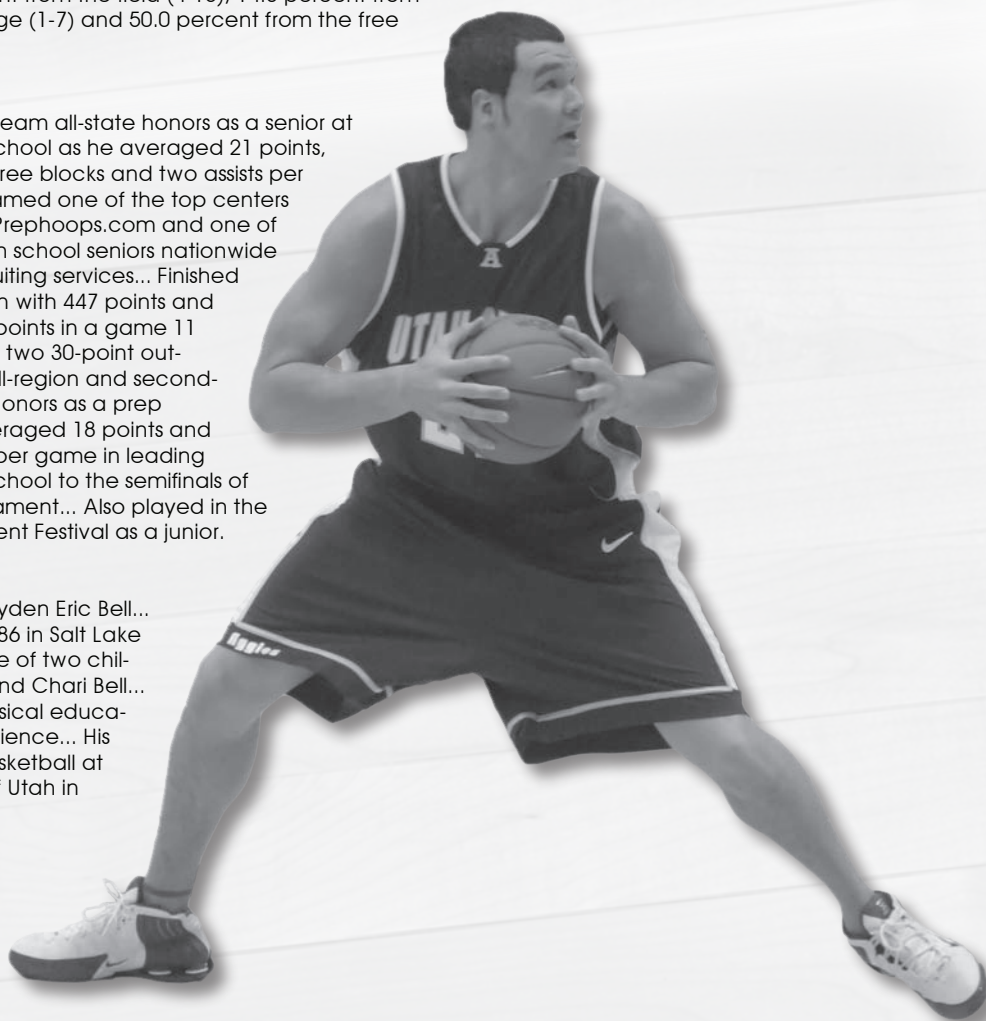
Played in seven games as a true freshman for Ohio State and averaged 1.4 points and 2.3 rebounds per game... Scored a season-high six points against Penn State on two-of-three shooting and grabbed a season-high five rebounds against Norfolk State... For the year, he shot 26.7 percent from the field (4-15), 14.3 percent from three-point range (1-7) and 50.0 percent from the free throw line (1-2).

High School:

Earned 5A first-team all-state honors as a senior at Brighton High School as he averaged 21 points, 10 rebounds, three blocks and two assists per game... Was named one of the top centers in the West by Prephoops.com and one of the top 100 high school seniors nationwide by several recruiting services... Finished his senior season with 447 points and scored 20-plus points in a game 11 times, including two 30-point outings... Earned all-region and second-team all-state honors as a prep junior as he averaged 18 points and nine rebounds per game in leading Brighton High School to the semifinals of the state tournament... Also played in the USA Development Festival as a junior.

Personal:

Full name is Brayden Eric Bell... Born Sept. 4, 1986 in Salt Lake City, Utah... One of two children of Craig and Chari Bell... Majoring in physical education/exercise science... His dad played basketball at the University of Utah in 1980 and 1982.



BELL'S CAREER STATISTICS

Year	GP-GS	Min-Avg.	FG	Pct.	3FG	Pct.	FT	Pct.	Pts.	Avg.	Reb.	Avg.	PF-D	Ast.	TO	Blk.	Stl.
2006 (Fr.)	7-0	33-4.7	4-15	.267	1-7	.143	1-2	.500	10	1.4	16	2.3	4-0	1	2	1	0
2007 Redshirted																	

NOTE - Stats are from the 2005-06 season while at Ohio State.



MATT FORMISANO

Freshman • Forward • 6-8 • 230 • RS
Centennial, Colo. (Heritage HS)

44

This Season:

Showed the potential to play both post positions during his redshirt year in 2005... A good face up player who is very aggressive... How quickly he can regain his old form will be the biggest question... Returning to Utah State after serving a two-year LDS Church Mission in Mexico City, Mexico.

2005 Season (RS):

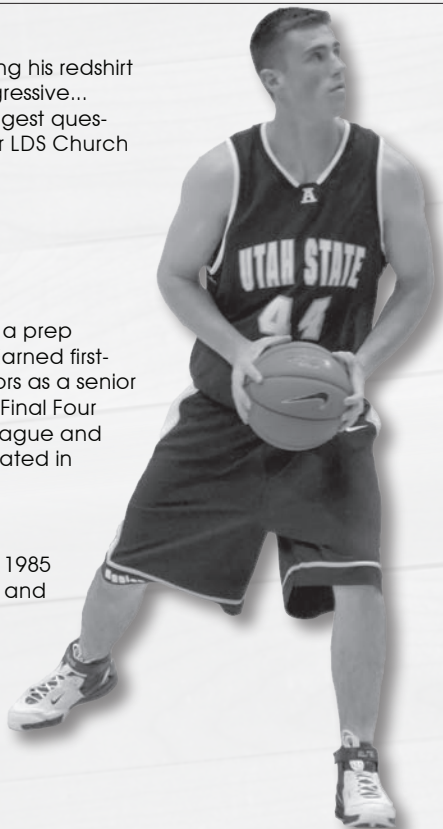
Redshirted during his first year at Utah State.

High School:

Averaged 15.2 points and 7.0 rebounds per game as a prep senior at Heritage High School in Centennial, Colo... Earned first-team all-conference and second-team all-state honors as a senior as he helped lead Heritage to a 22-2 record and the Final Four of the 5A state tournament... Was second-team all-league and honorable mention all-state as a junior... Also participated in tennis... A two-year member of the honor roll.

Personal:

Full name is Matthew Scott Formisano... Born Dec. 30, 1985 in Englewood, Colo... One of four children of Howard and Diane Formisano... Undeclared on a college major... Enjoys going to the mountains... Has a cousin who participated in track and field at the University of Wisconsin... Last name is pronounced Form-a-sa-no.



IN-DEPTH WITH MATT FORMISANO

Hobbies/Special Talents:

- Spending time in the mountains

Best Book Ever Read:

- Book of Mormon

Favorite Athlete:

- Lance Armstrong

Favorite Food:

- Italian

Favorite TV Show:

- Simpsons & Seinfeld

Favorite Musical Group:

- U2

My Craziest Ambition Is To:

- Skydive

My Favorite Restaurant Is:

- Olive Garden

Best Concert I Ever Attended:

- The Cure

What Makes USU Basketball Special:

- The fans



TAI WESLEY

Freshman • Forward • 6-6 • 230 • RS
Provo, Utah (Provo HS)

42

This Season:

Showed positive signs during his redshirt season in 2005... His biggest challenge will be at the defensive end and he needs to embrace that... Skilled offensive player who fits well into Utah State's system... An unselfish player who possess a lot of the same qualities as former Aggie great Nate Harris... Returned from a two-year LDS Church Mission in Oaxaca, Mexico in May, 2007.

2005 Season (RS):

Redshirted during his first year at Utah State.

High School:

Named Mr. Basketball in the state of Utah by the *Deseret Morning News* and the 4A Most Valuable Player by the *Salt Lake Tribune*... Averaged 16.7 points, eight rebounds, four assists, two blocks and one steal per game as a prep senior, while shooting 65 percent from the field... Led Provo High School to the state title as he was named tournament MVP after averaging 19.3 points in four games... Is the third Player of the Year from the state of Utah to play for head coach Stew Morrill, joining Tony Brown and Nate Harris... A graduate of the same high school that produced Coach Morrill.

Personal:

Full name is Tai William Evans Wesley... Born May 13, 1986 in Orem, Utah... One of seven children of Susan and Hiagi Wesley... Is the younger brother of former Brigham Young standout Mekeli Wesley, Russell Wesley who played at Utah Valley State and 2003 all-state selection Tika Wesley... Undeclared on a college major... Enjoys golfing, boating and playing video games... First name is pronounced Tie.



IN-DEPTH WITH TAI WESLEY

Hobbies/Special Talents:

- Video games, juggling & sleeping

Best Book Ever Read:

- Book of Mormon

Favorite Food:

- Tortillas & beans

Favorite Musical Group:

- Adeaze

What I Like Most About Utah State Is:

- The fans

Before Every Game I:

- Take a nap & eat top ramen

My Favorite Class At Utah State Is:

- Mental aspects of sports

The Biggest Surprise On The Team Will Be:

- Gary Wilkinson

One Thing I Wish I Was Better At Is:

- Humility

My Favorite Restaurant Is:

- Cafe Rio



IN-DEPTH WITH BRAD BROWN

Hobbies/Special Talents:

- Ping Pong

Post-School Ambition:

- Sports Medicine

Favorite Athlete:

- Shane Battier

Favorite Movie:

- Happy Gilmore

Favorite TV Show:

- 24

Funniest Player On The Team Is:

- Kris Clark

The Biggest Surprise On The Team Will Be:

- Tyler Newbold

My Craziest Ambition Is To:

- Skydive

Before Every Game I:

- Eat

My Favorite Restaurant Is:

- Pita Pit

BRAD BROWN

Freshman • Forward • 6-6 • 195 • HS
Orono, Minn. (Orono HS)

This Season:

A quality high school player who is looking to improve his game at the Division I level... His size and knowledge of the game are certainly positives.

High School:


Was a team captain his senior season as he helped lead Orono High School to the first round of the sectional tournament... Averaged 13.0 points, five rebounds and 2.5 assists per game as a prep senior, while shooting 49 percent from the field and 82 percent from the free throw line... Named his team's Most Improved Player following his junior year... Started 80 consecutive games in high school... Also played four years of soccer and was named the team's Best Offensive and Most Improved Player during his sophomore season... During his prep soccer career he scored 20 goals and had 47 assists.

Personal:

Full name is Bradley Ronald Brown... Born March 28, 1989 in Baltimore, Md... One of five children of Charley and Meri Brown... His Dad Charley and uncle Stan both played basketball at Cornell during the 1970s... Is undeclared on a college major... Enjoys golfing, hanging out with friends and playing guitar hero.



2



IN-DEPTH WITH JAXON MYAER

Post-School Ambition:

- Become a sports broadcaster

Best Book Ever Read:

- The Giver

Favorite Food:

- Enchiladas

My Craziest Ambition Is To:

- Skydive

My Pick To Win The Super Bowl Is:

- Indianapolis Colts

Funniest Player On The Team Is:

- Tai Wesley

My Favorite Class At Utah State Is:

- Sports nutrition

The Biggest Surprise On The Team Will Be:

- Pooh Williams

The Place I Would Like To Visit Is:

- Cancun

My Favorite Restaurant Is:

- Lorenas

JAXON MYAER

Freshman • Guard • 5-9 • 150 • HS
Salt Lake City, Utah (Judge Memorial HS)

This Season:

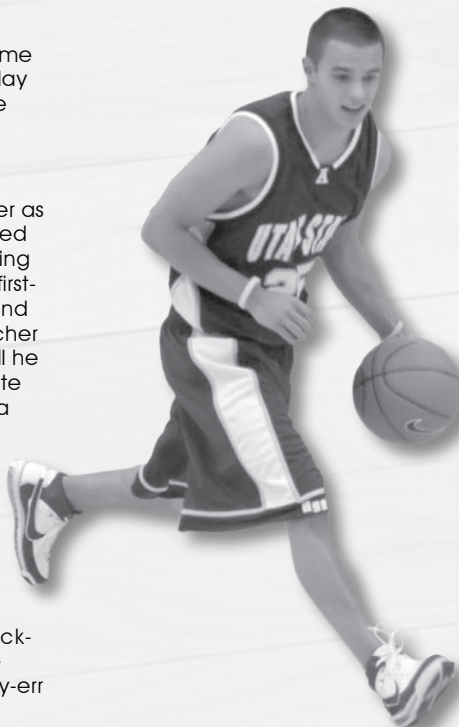
A confident point guard who is determined to overcome the question marks with his height... Believes he can play at this level and brings a lot of positive attributes to the court... An excellent perimeter shooter.

High School:

Named the *Salt Lake Tribune's* 3A Most Valuable Player as a senior at Judge Memorial High School as he averaged 18.6 points and 6.5 assists per game... Along with earning first-team all-state honors in basketball, he was also a first-team all-state selection in football as a quarterback and a second-team all-state selection in baseball as a pitcher and outfielder... During his final two years of basketball he led Judge Memorial to a combined 46-4 record, a state championship as a junior and a fourth-place finish as a senior... An All-American nominee.

Personal:

Full name is Jeffrey Jaxon Myaer... Born Jan. 18, 1989 in Salt Lake City, Utah... One of four children of Jeff and Sheryl Myaer... His dad played baseball at the University of Utah in 1986 and then spent three years in the Major Leagues with the Philadelphia Phillies... Undeclared on a college major... Enjoys backpacking and hanging out with friends... His first name is pronounced Jackson and his last name is pronounced My-err



25



TYLER NEWBOLD

Freshman • Guard • 6-4 • 200 • HS
Payson, Utah (Payson HS)

24

This Season:

Brings toughness and an all-around basketball sense to the team... Has the potential to be a very good WAC player... His character will help make him very successful.

High School:

Named the Region VII Player of the Year as a prep senior in 2005 at Payson High School as he averaged 18.7 points, 9.5 rebounds, 4.6 assists, 2.6 steals and 1.3 blocks per game... As a three-year starter, he scored 1,051 career points... Entered his senior year as a *Street & Smith's* Magazine honorable mention All-American... Earned first-team all-state honors in baseball as a prep senior as he led the team in hitting (.458), home runs and RBIs... During his junior year in basketball he averaged 16.3 points and nearly nine rebounds per game... Had career-highs with 33 points and 18 rebounds in the same game against Springville during his junior year... During his senior year, Payson lost to Provo High School and current Aggie Tai Wesley in the 4A state tournament championship game.

Personal:

Full name is Tyler Leonard Newbold... Born Dec. 6, 1986 in Salt Lake City, Utah... One of three children of Kelly and Lynette Newbold... Both of his parents graduated from Utah State... His dad was a member of Utah State's track team in the early 1980s and still ranks fifth all-time in the outdoor high jump with a mark of 6'11.50"... Returned from a two-year LDS Church Mission in San Bernardino, Calif., in August, 2007... Was a member of the honor roll all four years of high school... Undeclared on a college major... Enjoys all sports and outdoor activities.



IN-DEPTH WITH TYLER NEWBOLD

Hobbies/Special Talents:

- Golfing & helping kids

Best Book Ever Read:

- Book of Mormon

Favorite Movie:

- Tommy Boy

Favorite TV Show:

- ESPN

My Pick To Win The Super Bowl Is:

- San Diego Chargers

My Craziest Ambition Is To:

- Dunk on a seven-footer

My Favorite Restaurant Is:

- The Maddox

The Biggest Surprise On The Team Will Be:


- Matt Formisano

Best Concert I Ever Attended:

- Styx/Reo Speedwagon

What Makes USU Basketball Special:

- Great team with the best fans



MODOU NIANG

Freshman • Center • 6-9 • 240 • HS
Richard-Toll, Senegal (Hachioji HS, Tokyo, Japan)

34

This Season:


Must not only make the adjustment to Division I basketball, but the adjustment to a new culture as well... His potential is exciting as he is long and athletic and wants to learn... If he continues to grow as a player he can have a very special career at Utah State.

High School:

Named the top center two years in a row in the National High School Championships in Japan... During his senior season he averaged a double-double as he led the nation in scoring at 32.3 points, to go along with 18.7 rebounds, 4.6 assists and 3.6 blocks per game... Also shot 74.7 percent from the field and 54.2 percent from the free throw line... During his senior season he had a season-high 51 points and 40 rebounds... Led Hachioji to consecutive National All-Star tournaments... Hachioji HS finished third in the nation during his sophomore season and fourth during his senior season... During his junior season, he averaged 33.6 points, 14.8 rebounds and 3.0 blocks per game as he was named a Tokyo (Kanto) All-Star... Was also named a Tokyo (Kanto) All-Star as a sophomore as he averaged 33.5 points, 20.4 rebounds and 5.3 blocks per game.

Personal:

Full name is Modou Niang... Born April 12, 1987 in Richard-Toll, Senegal... One of six children of Mamadou and N'deye Niang... Undeclared on a college major... Likes bowling, listening to music, reading books and surfing the internet... First name is pronounced Mow-do and his last name is pronounced Knee-yan.



IN-DEPTH WITH MODOU NIANG

Hobbies/Special Talents:

- Bowling & listening to music

Best Book Ever Read:

- Les Miserables

Favorite Food:

- Japanese

Favorite Movie:

- Troy

The Funniest Player On The Team Is:

- Kris Clark

If I Could Play Another Sport It Would Be:

- Soccer

My Favorite Place On Campus Is:

- The Marketplace

The Biggest Surprise On The Team Will Be:

- DeUndrae Spraggins

Most People Don't Know This, But:

- I speak four languages

What Makes USU Basketball Special:

- The coaching staff



IN-DEPTH WITH DeUNDRAE SPRAGGINS

Hobbies/Special Talents:

- Meeting people & helping others

Post-School Ambition:

- Run my own business

Best Book Ever Read:

- A Man After God's Own Heart

Favorite Food:

- Anything but sushi

Favorite TV Show:

- Desperate Housewives

Favorite Movie:

- Katt Williams: Chronicles 1

Favorite Place On Campus Is:

- The Spectrum

Funniest Player On The Team Is:

- Kris Clark

My Pick To Win The Super Bowl Is:

- Chicago Bears

My Favorite Restaurant Is:

- Hamilton's



IN-DEPTH WITH DESMOND STEPHENS

Favorite Athlete:

- Allen Iverson

Best Book Ever Read:

- A Lesson Before Dying

Favorite Food:

- Little Debbie's snack cakes

Favorite Musical Group:

- Jagged Edge

Favorite Movie:

- 6th Man

Funniest Person On The Team Is:

- Stephen DuCharme

My Favorite Class At Utah State Is:

- Mental aspects of sports performance

The Biggest Surprise On The Team Will Be:

- Pooh Williams

One Thing I Wish I Was Better At Is:

- Humility

The Place I Would Like To Visit Is:

- Africa

DeUNDRAE SPRAGGINS

Junior • Guard/Forward • 6-3 • 180 • JC
East St. Louis, Ill. (Ofallon Township HS/Paris JC)

11

This Season:

An extremely solid player and person... Should add maturity and toughness to the team... Expected to be productive on the offensive end and be one of the team's standout defenders.

Junior College:

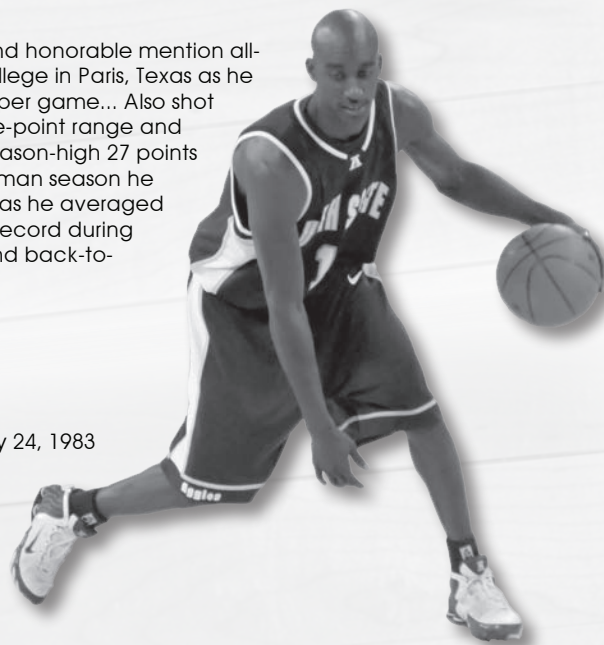
Earned third-team all-Texas Eastern Conference and honorable mention all-region 14 honors as a sophomore at Paris Junior College in Paris, Texas as he averaged 11.3 points, 4.8 rebounds and 2.0 assists per game... Also shot 52.8 percent from the field, 44.4 percent from three-point range and 84.1 percent from the free throw line... Scored a season-high 27 points against Tyler Community College... During his freshman season he earned honorable mention all-conference honors as he averaged 6.5 points per game... Led the Dragons to a 51-11 record during his two years, including a 37-7 conference mark and back-to-back Texas Eastern Conference Championships

High School:

Attended Ofallon Township HS.

Personal:

Full name is DeUndrae Carter Spraggins... Born May 24, 1983 in East St. Louis, Ill... Parents names are Renee Wise and Cartrell Franklin... Has two brothers and two sisters... Majoring in accounting... Enjoys playing all sports and hanging out with friends... Spent four years as a mechanic in the Air Force from 2001 to 2005 at Nellis Air Force Base in Nevada... His first named is pronounced De-Un-Dray and his last name is pronounced Spray-gins.



DESMOND STEPHENS

Junior • Guard • 5-9 • 150 • JC
Bloomington, Ind. (Bloomington South HS/Southeastern Illinois JC)

15

This Season:

Will give the team a different look at the point... An excellent shooter who creates havoc coming off on-ball screens... Needs to make up for his lack of size with toughness.

Junior College:


Earned first-team all-region honors as a sophomore at Southeastern Illinois Junior College in Harrisburg, Ill., as he averaged 17.3 points, 4.1 rebounds, 3.8 assists and 2.2 steals per game... Also shot 50.5 percent from the field, 51.6 percent from three-point range and 75.2 percent from the free throw line... During his sophomore season he scored in double-figures 23 times, including 12 20-point games as he led the Falcons to a 24-6 record... Scored a season-high 29 points twice and also recorded a season-high eight assists twice... Played at Olney Central College in Olney, Ill., during his freshman season and averaged 12.1 points per game.

High School:

Prepped at Bloomington South High School in Bloomington, Ind., where he was an Indiana Junior All-Star and an Indiana Top-40 candidate... Averaged 8.9 points per game as a senior.

Personal:

Full name is Desmond Omar Stephens... Born May 13, 1987 in Bloomington, Ind... One of three children of Clarence and Marilyn Stephens... Majoring in physical education at Utah State... Enjoys playing video games and making music.





IN-DEPTH WITH GARY WILKINSON

Hobbies/Special Talents:

- Playing the guitar

Best Book Ever Read:

- Book of Mormon

Favorite Athlete:

- Michael Jordan

Favorite Food:

- Sushi

Favorite TV Show:

- Scrubs & Ultimate Fighter

The Funniest Player On The Team Is:

- Kris Clark

My Favorite Class At Utah State Is:

- Sociology

My Favorite Restaurant Is:

- Rodizio Grill

Best Concert I Ever Attended:

- Red Hot Chili Peppers

One Thing I Wish I Was Better At:

- Listening



IN-DEPTH WITH POOH WILLIAMS

Hobbies/Special Talents:

- Spending time with family & sleeping

Best Book Ever Read:

- Bible

Favorite Food:

- Fried Chicken

Favorite Musical Group:

- A.B.G.

What I Like Most About Utah State Is:

- The fans

Before Every Game I:

- Pray

The Funniest Player On The Team Is:

- Kris Clark

If I Could Play Another Sport It Would Be:

- Football

Most People Don't Know This, But:

- I am very shy

My Favorite Restaurant Is:

- Iggy's

GARY WILKINSON

Junior • Forward • 6-9 • 240 • JC

South Jordan, Utah (Bingham HS/Salt Lake CC)

55

This Season:


Expected to have a very big role on this year's team... Has earned everything that has come his way during his junior college career and he should earn a lot of respect as a Division I player... Has great hands, is very physical and very coachable, which will help him adjust quickly.

Junior College:

Earned National Junior College Athletic Association (NJCAA) honorable mention All-America honors as a sophomore at Salt Lake Community College in Utah, as he averaged 18.5 points and 8.1 rebounds per game, while shooting 60.2 percent from the field and 74.2 percent from the free throw line... Ranked third in the Scenic West Athletic Conference (SWAC) and 38th in the nation in scoring and was first in the conference in rebounding as he led the Bruins to a 24-9 overall record... As a sophomore, he scored in double-figures 30 times including a career-high 33 points against the College of Eastern Utah, as he was 12-of-17 from the field and nine-of-12 from the free throw line... Also posted eight double-doubles on the year and had a season-high 15 rebounds against the College of Southern Idaho... As a freshman at SLCC, he earned third-team NJCAA All-America honors as he averaged 14.6 points and 7.0 rebounds, while shooting 61.3 percent from the field and 73.1 percent from the free throw line... Along with earning first-team all-SWAC honors both years at Salt Lake CC, he also was a two-time academic All-American.

Personal:

Full name is Gary Kristopher Wilkinson... Born Oct. 2, 1982 in Salt Lake City, Utah.... Son of Gary and Kristine Wilkinson... Is married to Jessica Peterson, who is a member of Utah State's volleyball team... Served a two-year LDS Church Mission in Calgary, Alberta, Canada... Majoring in sociology at Utah State... Enjoys playing music and hanging out with his wife.



POOH WILLIAMS

Freshman • Guard/Forward • 6-3 • 200 • HS

Federal Way, Wash. (Federal Way HS)

5

This Season:

Has excellent ability and athleticism... This season will be a huge adjustment after sitting out last year... Needs to mature as both a person and basketball player and his practice habits are critical for his development.

High School:

Earned first-team all-state honors as a prep senior in 2006 at Federal Way High School in Federal Way, Wash... Averaged just under 27 points and five rebounds per game as he led his team to the championship game of the district tournament... Scored a career-high 40 points against Bellerme Prep and had a career-high 12 rebounds against Berner High School... Also played in the Washington State All-Star game... Earned first-team all-city honors as a junior averaging approximately 16 points and five rebounds per game... Played at the same high school as current NBA players Donny Marshall and Michael Dickerson.

Personal:

Full name is Earnest Williams... Born July 1, 1988 in Tacoma, Wash... One of six children of Earnest and Mae Williams... Undeclared on a college major... Enjoys watching movies and hanging out with family and friends.



QUICK FACTS

OUTLOOK

AGGIE BIOS


COACHES

OPONENTS

SEASON REVIEW

RECORDS

UNIVERSITY



Senior guard Jaycee Carroll

CARROLL'S GAME-BY-GAME STATISTICS

2006-07 (Jr.)

Opponent	Min.	FG	3P	FT	R	A	B	S	TP
at Northwestern St.	28	8-15	1-5	2-2	4	1	0	0	19
vs. Centenary	34	8-13	2-6	9-10	4	1	0	1	27
vs. Drake	29	8-14	6-11	2-2	10	4	0	0	24
vs. Weber State	35	7-13	2-5	5-6	3	1	0	1	21
WEBER STATE	35	8-12	2-5	8-9	3	0	0	2	26
at South Dakota St.	35	7-13	2-4	4-4	10	1	1	0	20
IDAHO STATE	22	7-8	4-5	4-4	5	1	0	2	22
UTAH	37	11-16	5-8	0-1	3	1	0	3	27
at Utah Valley	31	9-12	0-2	0-0	6	1	2	1	18
at Brigham Young	35	4-13	0-3	8-8	7	0	0	0	16
IPFW	36	9-14	4-7	7-8	8	4	0	0	29
at Santa Clara	40	4-10	0-2	6-6	4	0	0	0	14
CS BAKERSFIELD	27	4-11	1-3	2-3	4	2	0	0	11
*at Boise State	36	7-16	0-4	4-4	8	1	1	1	18
*at Fresno State	38	3-12	2-6	8-8	6	4	0	1	16
UTAH VALLEY	40	7-13	7-9	0-0	5	4	0	0	21
*LOUISIANA TECH	39	9-15	2-6	7-7	9	5	0	0	27
*IDAHO	36	10-13	3-5	2-2	5	2	0	2	25
*BOISE STATE	40	8-17	3-6	0-0	6	4	0	2	19
*at San Jose State	38	8-12	1-4	5-5	7	1	2	2	22
*at Nevada	36	5-13	2-6	3-5	4	2	0	0	15
*at Hawai'i	37	5-13	1-4	2-3	3	3	0	0	13
*SAN JOSE STATE	36	4-11	2-4	1-2	6	4	0	0	11
*NEW MEXICO ST.	34	12-16	5-7	15-15	10	0	1	44	
*at Idaho	36	11-19	2-8	4-5	8	3	0	0	28
*HAWAII	40	4-11	2-5	1-2	9	1	0	3	11
at Oral Roberts	38	9-16	1-3	6-8	8	3	0	3	25
*at New Mexico St.	40	11-19	5-7	3-4	7	2	0	1	30
*at Louisiana Tech	33	8-15	4-8	7-8	5	0	0	1	27
*NEVADA	44	7-14	1-6	3-3	9	1	1	0	18
*FRESNO STATE	38	2-12	1-5	1-2	5	0	0	0	6
vs. Hawai'i (1)	38	7-13	1-4	9-11	13	1	0	2	24
vs. Nevada (1)	40	7-18	3-8	7-7	3	2	0	1	24
at New Mexico St. (1)	39	9-17	3-6	5-5	6	0	0	1	26
at Michigan (2)	37	9-17	3-5	1-1	7	2	0	0	22

*Starter CAPS=Home Game *Conference Game
(1) WAC Tournament (2) NIT Tournament

2005-06 (So.)

Opponent	Min.	FG	3P	FT	R	A	B	S	TP
at Oral Roberts	30	7-13	3-7	3-4	1	0	0	0	20
at Middle Tennessee	34	5-12	2-6	5-6	0	0	0	3	17
LEWIS & CLARK	24	8-10	2-3	0-0	6	6	0	1	18
at Utah	36	7-17	4-8	0-1	3	1	0	0	18
MIDDLE TENNESSEE	37	7-13	3-6	0-0	3	0	0	2	17
at Weber State	37	10-16	5-11	5-6	3	2	0	0	30
at Hawaii	34	5-14	3-6	2-2	5	1	0	2	15
ORAL ROBERTS	30	6-14	1-4	4-4	1	1	0	2	17
BRIGHAM YOUNG	31	5-7	3-4	0-0	1	4	0	0	13
ARK.-LITTLE ROCK	30	7-13	3-6	4-4	7	8	0	2	21
BINGHAMTON	24	7-10	4-5	2-3	2	4	0	1	20
*at San Jose State	36	6-12	1-3	2-2	5	2	0	0	15
*at Fresno State	45	5-13	3-7	1-2	3	3	0	1	14


Opponent	Min.	FG	3P	FT	R	A	B	S	TP
*BOISE STATE	32	3-11	2-6	4-6	5	2	0	0	14
*IDAHO	30	7-12	5-8	0-0	3	2	0	1	19
*LOUISIANA TECH	32	5-17	2-9	2-4	4	2	0	4	14
*at Nevada	29	2-10	1-5	2-2	1	3	0	0	7
SOUTH DAKOTA ST.	31	6-13	4-8	2-2	5	2	0	4	18
*HAWAII	35	4-9	3-5	2-3	5	3	0	1	13
*at New Mexico St.	35	11-19	10-16	0-0	3	2	0	0	32
*at Louisiana Tech	31	6-9	5-7	2-3	1	2	0	0	19
*NEW MEXICO ST.	34	4-9	3-8	0-0	3	1	0	0	11
*at Idaho	19	3-4	3-4	0-0	1	2	0	0	9
NORTHWESTERN ST.	38	5-13	3-9	6-6	3	2	0	0	19
*at Boise State	35	6-11	6-9	0-0	4	2	1	1	18
*NEVADA	40	7-19	3-10	0-0	5	5	1	1	17
*FRESNO STATE	34	7-12	2-4	2-3	2	4	0	0	18
*SAN JOSE STATE	34	2-9	0-3	0-1	5	2	1	1	4
vs. San Jose State (1)	35	5-12	1-5	0-1	4	6	0	3	11
vs. Louisiana Tech (1)	38	6-17	1-5	5-6	6	2	0	1	18
at Nevada (1)	38	2-10	0-4	0-0	6	4	0	0	4
vs. Washington (2)	37	8-16	2-5	3-5	7	3	0	0	21

*Starter CAPS=Home Game *Conference Game
(1) WAC Tournament (2) NCAA Tournament

2004-05 (Fr.)

Opponent	Min.	FG	3P	FT	R	A	B	S	TP
vs. Georgia Southern	25	7-13	1-3	4-5	4	1	0	1	19
vs. Central Florida	29	4-9	1-4	0-0	2	1	0	1	9
vs. Northwestern	32	6-10	3-5	2-4	5	1	0	0	17
UC DAVIS	23	2-3	0-0	0-0	3	1	0	0	4
BRIGHAM YOUNG	34	5-10	1-4	2-2	11	1	0	1	13
UTAH	31	6-8	4-5	2-2	3	1	0	2	18
at IPFW	31	2-9	0-4	0-0	6	1	0	4	4
WEBER STATE	31	6-9	2-5	0-0	3	4	0	2	14
at Brigham Young	32	7-14	4-7	3-4	5	4	0	3	21
*at Idaho	33	6-9	3-6	2-3	4	2	0	1	17
SOUTH CAROLINA ST.	28	8-14	4-8	0-0	4	5	0	2	20
LOYOLA MARYMOUNT	27	5-7	4-5	2-2	3	2	0	0	16
*UC SANTA BARBARA	34	10-16	8-12	0-1	6	3	1	1	28
*CAL POLY	27	5-12	3-6	3-4	6	1	0	1	16
*at Pacific	44	5-12	0-4	2-4	4	2	1	1	12
*at CS Northridge	34	7-12	3-6	2-3	2	2	0	1	19
*CS FULLERTON	25	8-10	5-6	3-5	4	1	0	1	24
*UC RIVERSIDE	29	4-7	1-3	2-2	5	0	0	0	11
*at UC Irvine	28	2-7	0-0	2-2	3	0	0	0	6
*at Long Beach St.	15	1-4	0-0	0-0	5	1	0	1	2
*at Cal Poly	24	5-9	2-5	0-0	4	0	0	1	12
*at UC Santa Barbara	29	6-9	5-7	0-0	6	1	0	0	17
*CS NORTHIDGE	33	8-14	4-8	2-2	4	2	0	1	22
*PACIFIC	34	6-13	2-7	5-6	3	2	1	1	19
*at UC Riverside	27	4-7	1-3	0-0	0	1	0	0	9
*at CS Fullerton	32	2-5	2-3	3-4	4	1	0	0	9
*LONG BEACH ST.	31	6-12	1-7	0-0	1	2	0	1	13
*UC IRVINE	30	8-10	6-7	0-0	3	0	0	0	22
*IDAHO	30	2-12	0-7	1-1	5	0	1	1	5
vs. CS Fullerton (1)	39	5-12	2-4	0-0	7	4	0	0	12
vs. Pacific (1)	39	9-19	2-5	2-3	7	0	0	0	22
vs. Arizona (2)	32	6-14	5-10	1-2	6	2	0	0	18

*Starter CAPS=Home Game *Conference Game
(1) Big West Tournament (2) NCAA Tournament



Senior guard Kris Clark

CLARK'S GAME-BY-GAME STATISTICS

2006-07 (Jr.)

Opponent	Min.	FG	3P	FT	R	A	B	S	TP
at Northwestern St.	16	0-1	0-1	0-0	0	1	0	2	0
vs. Centenary	16	0-2	0-1	0-0	0	6	0	1	0
vs. Drake	24	1-3	0-2	0-0	2	4	0	0	2
vs. Weber State	18	1-3	0-0	0-0	1	2	0	0	2
WEBER STATE	11	0-3	0-2	0-0	1	0	0	1	0
at South Dakota St.	13	1-2	0-0	0-0	1	1	0	1	2
IDAHO STATE	20	0-1	0-1	0-0	1	8	0	2	0
UTAH	12	0-1	0-1	0-0	1	3	0	0	0
at Utah Valley	16	0-1	0-1	0-0	0	2	0	1	0
at Brigham Young	16	0-3	0-3	0-0	0	1	0	1	0
IPFW	20	2-3	0-0	0-0	3	5	1	2	4
at Santa Clara	17	2-3	2-3	0-0	1	4	0	1	6
CS BAKERSFIELD	25	4-5	0-0	1-1	3	5	0	0	9
*at Boise State	17	0-6	0-1	0-0	1	1	0	1	0
*at Fresno State	22	2-5	0-2	0-0	6	4	1	1	4
UTAH VALLEY	32	0-3	0-2	2-2	3	5	0	0	2
*LOUISIANA TECH	32	2-3	0-0	2-2	1	4	0	3	6
*IDAHO	33	2-7	0-0	0-0	2	4	0	0	4
*BOISE STATE	32	2-4	0-0	4-4	4	4	0	2	8
*at San Jose State	31	0-2	0-0	0-0	1	8	0	0	0
*at Nevada	33	2-4	1-2	0-0	3	5	0	1	5
*at Hawai'i	28	2-6	1-2	0-0	3	2	0	0	5
*SAN JOSE STATE	35	0-1	0-0	0-0	1	6	0	0	0
*NEW MEXICO ST.	32	1-3	0-0	5-6	1	7	0	2	7
*at Idaho	25	3-5	0-0	3-4	1	4	0	0	9
*HAWAII	33	2-5	0-0	2-2	1	5	0	2	6
at Oral Roberts	31	3-6	1-2	2-2	1	5	0	0	9
*at New Mexico St.	37	2-7	0-2	0-0	2	8	1	1	4
*at Louisiana Tech	30	3-7	0-0	2-2	1	8	0	2	8
*NEVADA	36	2-6	1-1	0-0	1	7	0	1	5
*FRESNO STATE	30	0-4	0-1	0-0	3	5	0	0	0
vs. Hawai'i (1)	29	0-4	0-0	2-2	2	1	0	0	2
vs. Nevada (1)	31	3-4	0-0	0-0	3	2	0	0	6
at New Mexico St. (1)	28	0-4	0-1	0-0	2	4	0	0	0
at Michigan (2)	31	3-8	1-2	2-2	4	5	0	0	9


*Starter CAPS=Home Game *Conference Game
(1) WAC Tournament (2) NIT Tournament

DuCHARME'S GAME-BY-GAME STATISTICS


2006-07

Opponent	Min.	FG	3P	FT	R	A	B	S	TP
at Northwestern St.	16	2-3	0-0	1-2	3	0	0	0	5
vs. Centenary	14	0-1	0-0	0-0	4	1	0	1	0
vs. Drake	26	10-10	0-0	2-3	4	0	0	0	22
vs. Weber State	28	7-7	0-0	2-2	3	1	0	0	16
WEBER STATE	^ 25	2-3	0-0	3-5	8	1	2	0	7
at South Dakota St.	^ 27	5-6	0-0	1-2	8	1	1	1	11
IDAHO STATE	^ 28	4-4	0-0	3-3	5	0	0	0	11
UTAH	^ 31	5-12	0-1	0-1	7	1	0	0	10
at Utah Valley	^ 32	4-5	0-0	1-2	4	0	0	0	9
at Brigham Young	^ 26	4-11	0-0	2-2	6	0	0	0	10
IPFW	^ 21	5-8	0-0	3-4	10	0	0	0	14
at Santa Clara	^ 36	9-17	1-1	3-3	11	1	0	1	22
CS BAKERSFIELD	^ 27	6-7	0-0	1-3	3	1	1	0	13
*at Boise State	^ 16	1-6	0-0	0-0	3	0	0	1	2
*at Fresno State	^ 33	4-12	0-0	0-0	6	0	0	0	8
UTAH VALLEY	^ 28	4-7	0-0	7-13	2	0	0	1	15
*LOUISIANA TECH	^ 19	2-5	0-0	0-0	1	0	1	0	4
*IDAHO	^ 22	5-8	0-1	1-1	4	2	0	2	11
*BOISE STATE	^ 27	3-4	0-0	0-3	4	0	2	1	6
*at San Jose State	^ 31	4-7	0-0	0-0	5	1	0	0	8
*at Nevada	^ 23	4-9	0-1	0-0	3	0	1	0	8
*at Hawai'i	^ 24	2-7	0-0	1-2	8	1	0	0	5
*SAN JOSE STATE	^ 26	7-11	0-0	5-8	4	0	1	1	19
*NEW MEXICO ST.	^ 24	0-4	0-0	0-0	3	0	1	2	0
*at Idaho	^ 18	2-2	0-0	1-2	2	0	0	0	5
*HAWAII	^ 32	6-10	0-1	3-3	9	1	0	0	15
at Oral Roberts	^ 17	3-7	0-0	0-0	2	1	1	0	6
*at New Mexico St.	^ 25	6-10	0-1	6-7	2	0	2	1	18
*at Louisiana Tech	^ 30	3-9	0-0	0-2	6	2	0	0	6
*NEVADA	^ 38	8-16	2-2	2-3	8	2	0	3	20
*FRESNO STATE	^ 30	6-14	0-2	1-2	16	2	1	0	13
vs Hawai'i (1)	^ 29	5-11	0-0	0-0	4	0	0	0	10
vs Nevada (1)	^ 29	3-7	0-0	0-0	6	2	0	0	6
at New Mexico St. (1)	^ 31	6-9	0-1	4-4	4	1	1	0	16
at Michigan (2)	^ 31	4-9	0-0	0-0	2	1	0	1	8

*Starter CAPS=Home Game *Conference Game
(1) WAC Tournament (2) NIT Tournament



Senior forward Stephen DuCharme



Senior guard Nick Hammer

HAMMER'S GAME-BY-GAME STATISTICS

2006-07 (Jr.)

Opponent	Min.	FG	3P	FT	R	A	B	S	TP
at Northwestern St.	17	3-5	2-4	4-6	3	2	0	0	12
vs. Centenary	16	1-3	1-3	2-2	1	0	0	0	5
vs. Drake	17	1-4	0-2	0-0	2	3	0	0	2
vs. Weber State	14	0-3	0-3	0-0	0	1	0	0	0
WEBER STATE	13	0-2	0-1	0-0	1	1	0	0	0
at South Dakota State	9	0-1	0-1	0-0	1	1	0	1	0
IDAHO STATE	15	0-3	0-3	0-0	3	1	0	3	0
UTAH	8	0-1	0-1	0-0	1	0	0	1	0
at Utah Valley	12	1-3	1-3	0-0	2	0	0	0	5
at Brigham Young	20	2-5	0-1	1-1	4	2	1	1	5
IPFW	14	0-2	0-2	2-2	0	2	1	2	2
at Santa Clara	23	2-2	0-0	0-0	7	1	2	1	4
CS BAKERSFIELD	17	1-5	0-0	3-3	3	3	0	1	5
*at Boise State	15	1-5	1-2	0-0	2	0	0	2	3
*at Fresno State	21	2-4	2-3	0-0	4	3	0	0	6
UTAH VALLEY	13	1-1	0-0	2-2	1	2	0	1	4
*LOUISIANA TECH	18	2-3	2-3	1-2	2	3	0	1	7
*IDAHO	24	5-7	4-5	1-2	4	2	0	1	15
*BOISE STATE	18	0-2	0-2	0-0	2	2	0	0	0
*at San Jose State	18	2-4	2-4	0-0	2	1	0	1	6
*at Nevada	17	1-5	1-4	0-0	2	0	0	1	3
*at Hawai'i	27	2-3	1-2	0-0	2	0	1	1	5
*SAN JOSE STATE	16	2-5	2-4	1-2	4	0	0	0	7
*NEW MEXICO ST.	32	0-2	0-1	1-2	4	3	0	1	1
*at Idaho	19	1-1	0-0	0-0	7	2	0	0	2
*HAWAII	16	1-3	0-2	0-0	0	1	0	0	2
at Oral Roberts	20	0-2	0-2	0-0	1	2	0	2	0
*at New Mexico St.	19	1-4	1-3	0-0	1	0	0	0	3
*at Louisiana Tech	18	2-4	1-3	0-0	2	1	0	0	5
*NEVADA	18	1-3	0-1	1-1	2	0	0	1	3
*FRESNO STATE	19	3-6	1-4	0-1	5	2	1	0	7
vs Hawai'i (1)	14	3-6	1-3	0-0	1	1	0	2	7
vs Nevada (1)	18	0-3	0-2	1-2	1	2	0	0	1
at New Mexico St. (1)	17	0-1	0-1	0-0	0	0	0	0	0
at Michigan (2)	17	1-2	1-2	0-0	2	0	1	0	3

*Starter CAPS=Home Game *Conference Game
(1) WAC Tournament (2) NIT Tournament



2005-06 (So.)

Opponent	Min.	FG	3P	FT	R	A	B	S	TP
at Oral Roberts	18	1-3	1-3	2-2	3	1	0	1	5
at Middle Tennessee	6	0-1	0-1	0-0	1	1	0	0	0
LEWIS & CLARK	DNP								
at Utah	DNP								
MIDDLE TENNESSEE	DNP								
at Weber State	DNP								
at Hawai'i	DNP								
ORAL ROBERTS	DNP								
BRIGHTMAN YOUNG	DNP								
ARK-LITTLE ROCK	9	0-3	0-2	0-0	0	1	0	0	0
BINGHAMTON	13	2-4	1-3	2-3	4	0	0	0	7
*at San Jose State	2	0-0	0-0	0-0	0	0	0	0	0
*at Fresno State	4	0-2	0-2	0-0	1	1	0	0	0
*BOISE STATE	15	2-3	2-2	0-0	4	1	0	1	6
*IDAHO	^ 12	0-5	0-3	0-0	3	0	0	0	0
*LOUISIANA TECH	10	0-1	0-1	2-2	2	1	0	1	2
*at Nevada	8	0-1	0-1	0-0	4	0	0	0	0
SOUTH DAKOTA ST.	6	0-1	0-0	0-0	1	0	0	0	0
*HAWAII	DNP								
*at New Mexico St.	4	0-1	0-1	0-0	0	0	0	0	0
*at Louisiana Tech	1	0-0	0-0	0-0	0	0	0	0	0
*NEW MEXICO ST.	DNP								
*at Idaho	18	0-5	0-3	0-0	2	0	0	2	0
NORTHWESTERN ST.	11	0-2	0-0	1-2	0	1	0	0	1
*at Boise State	4	0-0	0-0	0-0	0	0	0	0	0
*NEVADA	5	0-0	0-0	0-0	1	1	0	0	0
*FRESNO STATE	1	0-0	0-0	0-0	0	0	0	0	0
*SAN JOSE STATE	DNP								
vs. San Jose State (1)	5	0-0	0-0	0-0	1	0	0	0	0
vs. Louisiana Tech (1)	2	0-1	0-1	0-0	0	0	0	0	0
at Nevada (1)	6	0-2	0-1	0-0	0	0	0	0	0
vs. Washington (2)	DNP								

*Starter CAPS=Home Game *Conference Game
(1) WAC Tournament (2) NCAA Tournament



QUICK FACTS

OUTLOOK

AGGIE BIOS

COACHES

OPONENTS

SEASON REVIEW

RECORDS


UNIVERSITY



2007 SENIORS




17 NCAA TOURNAMENT APPEARANCES • 10 NIT APPEARANCES • 7 REGULAR SEASON CHAMPIONSHIPS • 6 TOURNAMENT CHAMPIONSHIPS • 1 GOAL - WIN



Durrall Peterson




Chris Session



Chaz Spicer





QUICK FACTS

OUTLOOK

AGGIE BIOS

COACHES

OPONENTS

SEASON REVIEW

RECORDS

UNIVERSITY

COACHES *COACHES*



STEW MORRILL

Gonzaga '74

10th Season at Utah State (213-75, .740)

Overall Record (431-213, .669, 21 seasons)

Entering his 22nd season as a collegiate head coach and 10th year at Utah State, Stew Morrill is on the door-steep of coaching immortality as he is just 13 wins shy of passing E. Lowell Romney (225-157) to become the winningest coach in school history.

In nine years as Utah State's head coach, Morrill has taken the Aggie Basketball program to unprecedented heights leading USU to an incredible 213-75 (.740) record, including a 112-40 (.737) conference mark in the Big West and WAC.

While at Utah State, he has guided the Aggies to eight straight 20-win seasons and eight straight postseason appearances (NCAA-5, NIT-3), both of which are school records. Prior to coach Morrill's current run, USU had never posted more than three straight 20-win seasons and participated in more than three straight postseason tournaments.

During the last eight years, Utah State is also one of just four teams in the nation to win at least 23 games in each of those seasons, along with Gonzaga, Kansas and Syracuse.

Morrill has also led Utah State to the sixth-best winning percentage in the nation during the last eight years at 76.2 percent with an overall record of 198-62. Against conference opponents, Utah State has a 129-45 record with three regular season league championships and four tournament titles during that time, including appearances in its league's tournament championship game seven times in the last eight years.

Under Morrill, Utah State has notched eight of the top 10 seasons in school history during the last eight years as the Aggies set a school record with 28 wins during the 2000 season, tied that record with 28 wins during the 2001 season and notched the eighth-most wins in school history during the 2007 season with 23 victories.

During the 2006-07 season, Morrill guided Utah State to a fourth-place finish in the WAC during the regular season, followed by its second straight appearance in the WAC Tournament championship game. USU also recorded 23-plus wins for the eighth straight season and participated in its eighth straight postseason tournament as it played at Michigan in the National Invitation Tournament.

Furthermore, the 2006-07 Aggie basket-

ball team set a school record by shooting 78.0 percent from the free throw line, which ranked second in the nation. USU was also third in the WAC in scoring defense (67.1), third in field goal shooting (46.7) and third in three-point field goal shooting (37.3)

For the eighth straight year, USU had at least one player earn first-team all-league accolades as junior guard Jaycee Carroll received the honor, along with becoming just the second player in school history to earn AP All-America honors as he was named honorable mention. Carroll was also named to the WAC's all-tournament team, along with teammate Chaz Spicer.

Overall, Morrill has coached 10 first-team all-league players at Utah State who have won the award a total of 14 times.

Morrill has also taken full advantage of the home court at USU, the Dee Glen Smith Spectrum. In Morrill's nine years, USU is an amazing 125-12 (.912) at home, which includes a 68-8 (.895) record in league play.

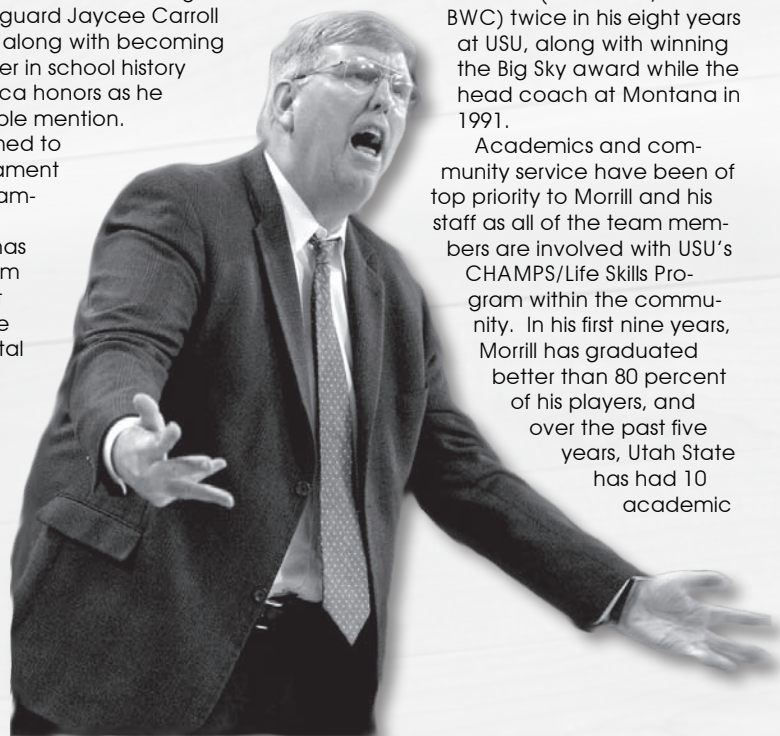
As for Morrill, he has won 20 or more games on 12 different occasions during his career, and he has won at least 17 games 18 times.

Overall, Morrill ranks 23rd in the nation among active coaches and 96th all-time with his 431 career wins, while his career winning percentage of 66.9 percent ranks 28th among active coaches and 100th all-time. He is also one of 27 active coaches with 400 career wins at the Division

I level and one of just 13 active coaches to notch at least 12 20-win seasons. His current streak of eight straight 20-win seasons ranks ninth among active coaches and is tied for the 13th-longest streak ever at the Division I level.

Morrill has also been named Coach of the Year (2000 BWC, 2002 BWC) twice in his eight years at USU, along with winning the Big Sky award while the head coach at Montana in 1991.

Academics and community service have been of top priority to Morrill and his staff as all of the team members are involved with USU's CHAMPS/Life Skills Program within the community. In his first nine years, Morrill has graduated better than 80 percent of his players, and over the past five years, Utah State has had 10 academic



UP CLOSE WITH STEW MORRILL

Personal Background

Birthdate: July 25, 1952
Hometown: Provo, Utah
Wife: Vicki (Hellegaard) Morrill
Children: Jesse (29), Allan (27), Nicole (24), Tiffany (21)

Educational Background

High School: Provo H.S. (Utah)
College: Gonzaga '74 (Sociology)

Coaching Experience

1975-78: Assistant coach at Gonzaga for Adrian Buoncristani
1979-86: Assistant coach at Montana for Mike Montgomery
1987-91: Head coach at the University of Montana
1992-98: Head coach at Colorado State University
1999- : Head coach at Utah State University

Playing Experience

1971-72: Junior College All-American in 1972 at Ricks Junior College
1973-74: First-Team All-Conference in 1974 at Gonzaga
1975: Played professional basketball for one year in France





HEAD COACH STEW MORRILL



all-conference honorees.

Morrill, who was born in Provo, Utah and attended Provo High School, owns a career record of 431-213 in 21 years of collegiate coaching, including a 213-75 record at Utah State in nine years, a 121-86 record in seven years at Colorado State (1992-98) and a 97-52 mark in five campaigns at Montana (1987-91).

"There are several reasons that I was attracted to Utah State," Morrill said when he was hired. "The first was being a Utah native so that it is a homecoming of sorts for me. My mom, brother and sister all live within an hour and a half of Logan.

"I am very familiar with the tradition of Utah State basketball and can name the greats as well as any alumni could," Morrill added. "It is a good basketball situation and the premier job in the Big West Conference. My family will love the quality of the community of Logan. It is a great place to live and that is very important to me and my family. It just made sense to us."

The 55-year old ranks second on the CSU victory list and second in winning percentage. He guided the Rams to back-to-back 20-win seasons the last two years in Fort Collins, with identical 20-9 marks. During the 1997-98 season, CSU made its second trip to the NIT in the last three years.

Morrill guided CSU to two of its six all-time 20-win seasons and won at least 17 games five times in his seven years. In fact, Morrill-led CSU teams own three of the top seven winning seasons in school history.

During his tenure at Colorado State, he coached three first-team all-WAC selections, one second-team pick and six honorable mention choices. Three of his players were named to the WAC all-tournament team.


After his collegiate playing career, which included being named an All-American at nearby Ricks (Idaho) Junior College and a two-time all-Big Sky selection at Gonzaga, Morrill played professionally in Europe.

His coaching career began as an assistant at Gonzaga from 1975-78 and then to Montana where he was an assistant from 1979-86 working for Mike Montgomery, who spent 17 years as the head coach at Stanford. Montgomery worked under Jim Brandenburg and Jud Heathcote, who retired after a successful career, which included a national championship at Michigan State.

Morrill took over the Montana program in 1987 before moving to Colorado State in 1992. He is known for his deep-rooted values, consistency, hard work, dedication, honesty, integrity and concern for the welfare of his student-athletes.

Morrill earned a bachelor's degree in sociology from Gonzaga in 1974. He was born July 25, 1952 in Provo, Utah.

He and his wife Vicki have four children; sons Jesse (29) and Allan (27) and daughters Nicole (24) and Tiffany (21).



MORRILL'S YEAR-BY-YEAR COACHING RECORD

Year	School	Overall	Pct.	Conf.	Place	Postseason
1987	Montana	18-11	.621	8-6	3rd	
1988	Montana	18-11	.621	7-9	16th	
1989	Montana	20-11	.645	11-5	3rd	
1990	Montana	18-11	.621	10-6	3rd	
1991	Montana	23-8	.742	13-3	1st	NCAA (0-1)
1992	Colorado State	14-17	.451	8-8	6th	
1993	Colorado State	17-12	.586	9-9	5th	
1994	Colorado State	15-13	.536	8-10	5th	
1995	Colorado State	17-14	.548	7-11	17th	
1996	Colorado State	18-12	.600	11-7	4th	NIT (0-1)
1997	Colorado State	20-9	.689	10-6	4th	
1998	Colorado State	20-9	.689	8-6	4th	NIT (0-1)
1999	Utah State	15-13	.536	8-8	4th	
2000	Utah State	28-6	.824	16-0	1st	NCAA (0-1)
2001	Utah State	28-6	.824	13-3	2nd	NCAA (1-1)
2002	Utah State	23-8	.742	13-5	11st	NIT (0-1)
2003	Utah State	24-9	.727	12-6	3rd	NCAA (0-1)
2004	Utah State	25-4	.862	17-1	11st	NIT (0-1)
2005	Utah State	24-8	.750	13-5	2nd	NCAA (0-1)
2006	Utah State	23-9	.719	11-5	12nd	NCAA (0-1)
2007	Utah State	23-12	.657	9-7	4th	NIT (0-1)
Totals	21 Years	431-213	.669	222-126	.638	
Years	School	Overall	Pct.	Conf.	Pct.	
87-91	Montana	97-52	.651	49-29	.628	
92-98	Colorado State	121-86	.585	61-57	.517	
99-	Utah State	213-75	.740	112-40	.737	
Totals	21 Years	431-213	.669	222-126	.638	

QUICK FACTS

OUTLOOK

AGGIE BIOS

COACHES

OPONENTS

SEASON REVIEW

RECORDS

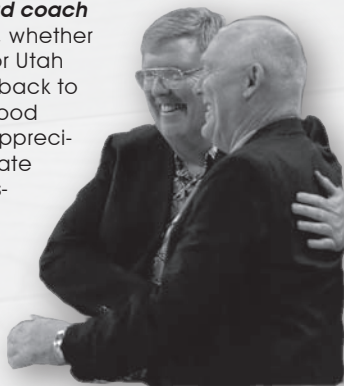
UNIVERSITY

WHAT THEY'RE SAYING ABOUT UTAH STATE HEAD COACH STEW MORRILL

Stew Morrill is entering his 10th season at Utah State and 22nd season as a collegiate head coach. During the past nine years, he has led USU to a school record eight straight 20-win seasons and eight straight postseasons. Entering the 2007-08 season, Morrill is just 13 victories shy of becoming the winningest coach in school history. The following are comments from former Aggie coaches, along with former Morrill colleagues, regarding the success he has had during his coaching career and at Utah State.

RILEY WALLACE, former Hawai'i head coach

"He's (won) everywhere he's been, whether it be at Montana, Colorado State or Utah State. When he decided to come back to his home state, I thought it was a good move, because he is much more appreciated in Utah. To come into Utah State and turn that program into a consistent winner tells you he's had good players and good assistant coaches. Being the school's winningest coach does mean something because you know how hard you've worked and it will mean even more to him when he is done."

**LARRY EUSTACHY, Former Utah State head coach and current Southern Mississippi head coach**

"From an overall standpoint, as far as teaching the game of basketball, I think he's the best in the country and he belongs in the category of a handful of guys like Mike Krzyzewski, Tom Izzo and Rick Pitino. He was very successful at Montana and Colorado State and he's gotten it done at some difficult places. I know how hard it is to recruit to Utah State and he has gotten that program to where it is now the most revered program in the state and I don't know of anyone who thought that would be possible."

KOHN SMITH, Former Utah State head coach

"Stew's a home grown guy that grew up watching basketball and all the great teams of the past. He worked his way up through the coaching ranks, paid his dues and has a great system that fits Utah State really well. It is very seldom in the coaching profession that a coach stays at one school for more than five years. I think Stew loves Utah State and I know the student-body and the people of Cache Valley love him. He has done a tremendous job at Utah State and you just don't see the kind of success around the country that Utah State has had under Stew."

ROD TUELLER, Former Utah State head coach and athletics director

"Stew has been an outstanding coach at an outstanding period of time in Utah State Basketball history. He was the right man for the job when he was hired and I couldn't think of a better fit. The one thing that impresses me the most about Stew is his teams compete every year. He takes what he's got and does a wonderful job of coaching. He just seems to make the right decisions at the right time. He has been a tremendous asset to the University and the community and has given Cache Valley a feeling of togetherness when it comes to basketball. I am as proud as I can be for what he has done for this program and it has been a pleasure being associated with him for all of these years."

DUTCH BELNAP, Former Utah State head coach

"When you look at the whole program, Stew's been the most successful and that is because he is a strong disciplinarian and has certain fundamentals and principles that he does not waver on. He has been the best coach Utah State has had since the program began, in my opinion. Stew is an excellent coach and recruiter, and he is old school, and that is what I like about him. He is an amazing coach and I take my hat off to him, because he is the best coach the Aggies have ever had."

LADELL ANDERSEN, Former Utah State head coach

"I really admire Stew. He's been a wonderful coach and has kept a great winning tradition going at Utah State. He has been a great basketball man for a long time, from his playing days at Gonzaga to his coaching days at Montana and Colorado State. As a former coach and alumnus we are happy to have him at Utah State. For him to have the success he has had is a great accomplishment."

MIKE MONTGOMERY, Former Stanford and Montana head coach

"It's impressive that Stew's on the verge of being the winningest coach in Utah State history. Being familiar with basketball in the West, I know how strong of a basketball program Utah State has had. I think Stew is one of the most underrated coaches in the country. He's been very successful everywhere he's been and he's one of the best X's and O's guys around. What's Stew found at Utah State is a niche and he knows how to win there. The thing that always impressed me about Stew is that he is extremely loyal. When he was an assistant for me he cared about winning as much as I did and sometimes you don't get that with assistants."

BLAINE TAYLOR, Former Montana assistant coach and current Old Dominion head coach

"As fine of a coach as Stew is, he's a finer human being and the affect he has had on so many people in our profession is profound. To see the path his career has taken and the level of success is really something that doesn't surprise me and I'm very proud and happy for him and his family that things have turned out this way. His preparation, strategic mind and execution of a game plan is as good as anybody in the country. Stew's consistency as a head coach is really eye-opening and I would attribute it to his consistent organization and preparation, and ability to get the most out of his players on a year-to-year basis. He has a tremendous will and resolve that things will be done a certain way and yet has a way about him to make you want to do it regardless of any reservations you might have."

RANDY RAHE, Former Utah State assistant coach and current Weber State head coach

"In my mind Stew's one of the top five coaches in the country. What he has done at Utah State is mind-boggling. He took a good program and elevated it into one of the best programs in the country as far as winning on a consistent basis. And he's done it the right way with good people and good kids. He has kept his integrity, character and honesty in tact throughout the years and that is amazing in this profession. He is an amazing basketball coach and an even better person. Everything that has happened to me in my coaching career is attributed to Coach Morrill. He has a system he truly believes in and it's phenomenal how he plugs new players into it and keeps producing wins. Since I have become a head coach, what Coach Morrill has done is even more amazing to me because now I know how hard it is to be good for just one season, let alone trying to do it on a regular basis. Trying to prepare for his team is a nightmare. Utah State executes as well as anyone in the country, they play solid defense, rebound well and play extremely hard and that is a tribute to him as a coach and how disciplined his teams are."





HEAD COACH STEW MORRILL



WHAT THEY'RE SAYING ABOUT UTAH STATE HEAD COACH STEW MORRILL

While at Utah State, Stew Morrill has coached 10 different players who have earned first-team all-conference honors a total of 14 times. Morrill has also graduated over 80 percent of his players since arriving at USU.

SPENCER NELSON, First-Team All-Big West (2005), Big West Conference Hustle Player of the Year (2003-05)

"No matter who you are or where you come from, as long as you buy into Coach Morrill's system you leave Utah State a better basketball player and a better person than when you first arrived. He really personifies Utah State basketball, which is blue-collar, hard nosed and team oriented. He sets the example first and the team follows. He helped me develop into the player I am today and played a big part in helping me achieve my dream of playing professionally. He continues to do all he can to help me further my career and I couldn't imagine playing college basketball for any other coach."



TONY BROWN, First-Team All-Big West (2002)

"The biggest thing Coach Morrill taught me is that basketball is a team sport and it takes all five guys on the court to be successful. That concept of team basketball really helped me become a better all-around player. Looking back, I realize how beneficial it was for me to play in a structured offense like Coach Morrill's because I wasn't as athletic as some guys, so it was a perfect fit for me. I tell people all the time that I couldn't have asked for a better situation than playing basketball at Utah State. We had a lot of great guys on our team that turned out to be great friends. Plus, it was always fun winning."

JAYCEE CARROLL, First-Team All-WAC (2007), Big West Conference Tournament MVP (2005)

"My experience at Utah State has been very positive and I am very grateful that Coach Morrill and his staff took a chance and gave me an opportunity to play Division I basketball. The thing I enjoy most about playing for Coach Morrill is he helps you become a better basketball player and he strives to get the most out of his players and team. One moment that really stands out for me since I've been at Utah State was during my freshman year when he promised us we were going to win the Big West Tournament and we believed him. It really amazed me that he had that much confidence and faith in us as a team to go out and play and I've always remembered that confidence he had in us."

NATE HARRIS, First-Team All-WAC (2006), First-Team All-Big West (2004-05), Big West Conference Freshman of the Year (2003)

"Coach Morrill taught me so many things that helped me evolve into a better player. One of the main areas he helped me at was toughness, both mentally and physically. Throughout my college career with Coach Morrill, I learned to be disciplined and accountable and those two things are very important for me in my everyday life. I couldn't have asked for a better situation and I was very fortunate to go to school at Utah State and play basketball for Coach Morrill and all of his assistants. I was constantly surrounded by good people who ran a basketball program the correct way. Coach Morrill was and still is the foundation of Aggie basketball as we know it today. It comes as no surprise that he will become the school's all-time winningest coach. He along with all his players and assistants worked hard every day and earned every victory."

DESMOND PENIGAR, First-Team All-Big West (2002-03), Big West Conference Tournament MVP (2003),

"Coach Morrill taught me the concept of team basketball and he taught me how to be part of a team as opposed to playing for yourself. He also taught me that you need to have something to hang your hat on if you want to be successful and consistent with whatever you're doing. After I graduated from Utah State I had to find my niche and I hung my hat on work ethic and that was what my coaches could depend on and I learned that from Coach Morrill. Playing for Coach Morrill was difficult and demanding, but at the same time very rewarding. Once I left Utah State I finally understood the life lessons Coach Morrill was trying to teach me and I think that is the most rewarding of all."

BERNARD ROCK, First-Team All-Big West Conference (2001), Big West Conference Tournament MVP (2001)

"I was never a point guard and Coach Morrill taught me how to run a team and be the coach on the court. I would say the biggest thing he taught me was teamwork, because you can't be successful in any job you do without teamwork. Playing for Coach Morrill and at Utah State was the best two years of my life. I was on a team where nobody cared about scoring and everybody bought into playing defense. Going to the NCAA Tournament twice was a lot of fun and my first year was especially fun because we had eight new players and nobody knew what to expect."

TROY ROLLE, First-Team All-Big West Conference (2000), Big West Conference Tournament Co-MVP (2000)

"Coach Morrill and his staff had us very prepared to compete and get ready for games. All he every wanted from us was to go out and work hard and give it your all and that is what I'm doing now. Coach Morrill had a great understanding of the players and that we were each are own person and he accepted that."

SHAWN DANIELS, First-Team All-Big West Conference (2000-01), Big West Conference Tournament Co-MVP (2000)

"As far as playing basketball, my time at Utah State was probably the two best years I ever had. It was amazing playing for a coach that had the kind of impact on our lives that Coach Morrill did. He taught us to do the right thing and showed us the right way to play. The way he had us prepared for games was something I never experienced before. Sometimes I look back and wish I was still playing for Coach Morrill. The experience of winning games, playing in two NCAA tournament, winning our tournament championships both years, only losing one home game in two years and playing with my teammates was the two best years of my life. If there was one thing I had to say I still use today that Coach Morrill taught me it would be preparation. The way he had us prepared for games was something I had never seen before and we knew everything our opponent was going to do. I still try to use that in my life today whether it be in relationships or any situation."



QUICK FACTS

OUTLOOK

AGGIE BIOS

COACHES

OPPONENTS

SEASON REVIEW

RECORDS

UNIVERSITY



HEAD COACH STEW MORRILL



MORRILL VS. THE NATION

Opponent	Montana	CSU	USU	Total	Opponent	Montana	CSU	USU	Total
Adams State	0-0	1-0	0-0	1-0	Nevada-Las Vegas	0-1	3-1	0-0	3-2
Air Force	0-0	13-2	1-0	14-2	New Mexico	0-0	3-9	0-0	3-9
Albany	0-0	0-0	1-0	1-0	New Mexico State	0-0	0-0	6-5	6-5
American	0-0	1-0	0-0	1-0	Norfolk State	0-0	0-0	1-0	1-0
Arizona	0-0	0-0	0-1	0-1	North Carolina	0-0	0-1	0-0	0-1
Arkansas-Little Rock	0-0	0-0	1-0	1-0	North Dakota State	1-0	0-0	0-0	1-0
Arkansas State	0-0	0-0	1-0	1-0	North Texas	0-0	0-0	3-1	3-1
Austin Peay State	0-0	0-0	0-1	0-1	NE Louisiana	0-0	1-0	0-0	1-0
Binghamton	0-0	0-0	1-0	1-0	Northern Arizona	10-1	0-0	1-1	11-2
Boise State	4-6	2-0	9-2	15-8	Northern Colorado	0-0	2-0	0-0	2-0
Boston	1-0	0-0	0-0	1-0	Northwestern	0-0	0-0	1-0	1-0
Brigham Young	0-0	7-7	5-5	12-12	Northwestern State	0-0	0-0	1-1	1-1
Bucknell	0-0	1-0	0-0	1-0	Ohio	0-0	0-1	0-0	0-1
Cal Poly	0-0	0-0	12-1	12-1	Ohio State	0-0	0-0	1-0	1-0
Cal State Bakersfield	0-0	0-0	1-0	1-0	Oral Roberts	0-0	0-0	3-0	3-0
Cal State Fullerton	1-0	1-0	12-3	14-3	Oregon	0-2	0-0	0-0	0-2
Cal State Northridge	1-0	0-0	6-3	7-3	Pacific	2-1	0-0	10-6	12-7
Centenary	0-0	0-0	2-0	2-0	Pacific Lutheran	1-0	0-0	0-0	1-0
Central Florida	0-0	0-0	0-1	0-1	Portland	3-1	0-0	0-0	3-1
Central Washington	2-0	0-0	0-0	2-0	Rice	1-0	1-1	0-0	2-1
Chaminade	0-0	0-0	1-0	1-0	St. Mary's	2-2	0-0	0-0	2-2
Chicago State	0-0	1-0	0-0	1-0	St. Peter's	0-2	0-0	0-0	0-2
Cleveland State	0-0	2-0	0-0	2-0	San Diego	1-0	0-0	1-0	2-0
Colorado	0-0	3-5	0-0	3-5	San Diego State	0-0	10-2	1-0	11-2
Colorado-Colo. Springs	0-0	0-0	2-0	2-0	San Francisco	0-0	0-0	1-0	1-0
Colorado State	1-1	---	0-1	1-2	San Jose State	0-0	4-0	5-0	9-0
Connecticut	0-0	0-0	0-1	0-1	Santa Clara	1-1	0-0	1-1	2-2
Creighton	1-1	1-1	0-0	2-2	Seattle	1-0	0-0	0-0	1-0
Denver	0-0	1-0	0-0	1-0	Simon Fraser	4-0	4-0	2-0	10-0
Drake	0-0	1-1	2-0	3-1	South Carolina State	0-0	0-0	1-0	1-0
East Carolina	0-0	1-0	0-0	1-0	South Dakota State	0-0	0-0	2-0	2-0
Eastern Kentucky	0-0	0-1	0-0	0-1	South Florida	0-0	0-0	1-0	1-0
Eastern Montana	1-0	1-0	0-0	2-0	Southeast Missouri	0-0	2-0	0-0	2-0
Eastern Washington	6-3	1-0	0-0	7-3	Southern California	0-0	0-0	1-0	1-0
Florida	0-0	0-0	0-1	0-1	Southern Methodist	0-0	0-2	0-0	0-2
Florida A&M	1-0	0-0	0-0	1-0	So. Oregon State	1-0	0-0	0-0	1-0
Fort Lewis	0-0	3-0	1-0	4-0	SW Texas State	1-0	0-0	0-0	1-0
Fresno State	1-0	3-7	2-4	6-11	Stanford	0-1	0-0	0-0	0-1
Georgia Southern	1-0	0-0	1-0	2-0	Texas A&M	0-0	1-1	0-0	1-1
Georgia Tech	0-0	0-1	0-0	0-1	Texas-El Paso	0-0	7-7	0-0	7-7
Gonzaga	0-0	1-0	0-0	1-0	Texas Pan American	0-0	1-0	0-0	1-0
Hawai'i	0-0	5-9	3-3	8-12	Texas Tech	1-0	0-2	0-0	1-2
Hawai'i-Hilo	0-0	0-0	1-0	1-0	Toledo	0-0	1-1	0-0	1-1
Houston Baptist	1-0	0-0	0-0	1-0	Troy State	0-0	1-0	0-0	1-0
Idaho	3-10	0-0	16-2	19-13	UC Irvine	1-0	0-0	9-4	10-4
Idaho State	10-1	2-0	6-0	18-1	UC Davis	0-0	0-0	1-0	1-0
Illinois State	0-0	0-0	2-0	2-0	UCLA	0-0	0-0	0-1	0-1
IPFW	0-0	0-0	1-1	1-1	UC San Diego	0-1	0-0	1-0	1-1
Jackson State	0-0	0-0	1-1	1-1	UC Riverside	0-0	0-0	9-1	9-1
Kansas	0-0	0-0	0-1	0-1	UC Santa Barbara	0-0	0-0	10-4	10-4
Kent State	1-0	0-0	0-0	1-0	U.S. International	3-0	0-0	0-0	3-0
Lafayette	0-0	0-0	1-0	1-0	Utah	0-0	5-9	6-3	11-12
Lewis & Clark College	0-0	0-0	1-0	1-0	Utah State	0-0	3-0	---	3-0
Lewis & Clark State	1-0	0-0	0-0	1-0	Utah Valley	0-0	0-0	2-0	2-0
Long Beach State	0-0	0-0	10-2	10-2	Valparaiso	1-0	0-0	0-0	1-0
Louisiana Tech	0-0	0-0	4-1	4-1	Vermont	0-0	0-0	1-0	1-0
Loyola Marymount	0-0	0-0	1-0	1-0	Washington	0-1	0-0	0-1	0-2
McNeese State	0-0	1-0	0-0	1-0	Washington State	0-1	0-0	0-0	0-1
Mercer	0-0	0-0	1-0	1-0	Weber State	7-3	0-1	7-3	14-7
Mesa College	0-0	1-0	0-0	1-0	West Texas A&M	0-0	2-0	0-0	2-0
Metro State	0-0	2-0	0-0	2-0	Western Michigan	0-0	2-0	0-0	2-0
Michigan	0-0	0-0	0-1	0-1	Western State	0-0	0-0	2-0	2-0
Middle Tennessee	0-0	0-0	1-1	1-1	Western Washington	1-0	0-0	0-0	1-0
Minnesota	0-0	0-1	0-0	0-1	Whitman	0-0	0-0	1-0	1-0
Monmouth	1-0	0-0	0-0	1-0	Whitworth	0-0	0-0	1-0	1-0
Montana State	8-5	0-0	2-1	10-6	Wisconsin-LaCrosse	1-0	0-0	0-0	1-0
Montana Tech	1-0	1-0	1-0	3-0	Wisconsin-Stout	1-0	0-0	0-0	1-0
Nebraska	0-0	0-2	0-0	0-2	Wyoming	0-2	6-8	0-0	6-10
Nevada	5-5	2-1	7-4	14-10	TOTALS	97-52	121-86	190-63	408-201

ALL-CONFERENCE PLAYERS COACHED (FIRST TEAM)

Utah State - Shawn Daniels (2000, 2001), Troy Rolle (2000), Bernard Rock (2001), Tony Brown (2002), Desmond Penigar (2002, 2003), Mark Brown (2004), Cardell Butler (2004), Nate Harris (2004, 2005, 2006), Spencer Nelson (2005), Jaycee Carroll (2007).

Colorado State - Keith Bonds (1993), Ryan Yoder (1994), David Evans (1996).

Montana - John Reckard (1990), Kevin Kearney (1991), Daren Engellant (1991).

MORRILL HIGHLIGHTS

- Among active coaches at the Division I level, Morrill ranks 23rd in the nation with his 431 career wins and 28th in winning percentage at 66.9 percent. Morrill is also one of just 27 active coaches with 400 career wins at the Division I level and one of just 13 active coaches to notch 12 20-win seasons.
- Morrill's 213 wins at Utah State are the second-most in school history, while his 288 games coached at USU ranks third all-time. Entering his 10th season at Utah State, Morrill is the third-longest tenured coach in school history and is just 13 wins shy of becoming the winningest coach in school history.
- Morrill was named the Big Sky Conference Coach of the Year at Montana in 1991 and the Big West Conference Coach of the Year at Utah State in 2000 and 2002.
- Morrill teams have won at least 20 games 12 times and have had winning seasons in 20 of his 21 years as head coach.
- Morrill has been involved in postseason action 11 times as a head coach leading Montana to the 1991 NCAA Tournament, Colorado State to the 1996 and 1998 National Invitation Tournament and Utah State to the 2000, 2001, 2003, 2005 and 2006 NCAA Tournament and the 2002, 2004 and 2007 National Invitation Tournament.



DON VERLIN

Associate Coach
Cal State Stanislaus '91
10th Season at Utah State

Entering his 15th season with head coach Stew Morrill and his 10th year at Utah State is **Don Verlin** (pronounced VUR-lyn), who is the longest tenured assistant coach in USU history. Verlin, who was elevated to associate coach prior to the 2006-07 season, was hired by the University in August, 1998.


During his 10 years in Logan, Verlin has been a key ingredient in Utah State's run of eight straight postseasons and eight straight 20-win seasons. Verlin, who is in charge of USU's complex offensive schemes, has helped turn the Aggies into one of the best shooting teams in the country as it led the nation in field goal shooting in 2005 and has ranked among the top three shooting teams nationally in three of the last four years. During the 2007 season, Utah State set a new school record for free throw shooting at 78.0 percent, which ranked second in the nation.

Prior to coming to Utah State, Verlin spent two tenures at Colorado State, as he was an assistant at CSU during the 1992 season before moving to Cal State Bakersfield for the 1993 and 1994 seasons. During his two seasons as an assistant in California, Cal State Bakersfield won back-to-back NCAA Division II national championships.

Verlin returned to Colorado State ahead of the 1995 season and then spent the next five seasons in Fort Collins. Prior to his first stint at Colorado State, Verlin was an assistant at Columbia (Calif.) Junior College from 1989-91. Columbia posted a 81-23 record in his three years there and won two conference championships. While at Columbia he coached former Aggie Roddie Anderson.

The 42-year old graduated from Cal State Stanislaus with a degree in physical education in 1991. He earned a master's degree in education from Colorado State in 1993.

Born June 15, 1965 in Roseville, Calif., Verlin graduated from Del Oro High School in Loomis, Calif. He and his wife, the former Serena Shumway, have one son (Jacob, 11) and one daughter (Sydney, 5). Has a twin brother (Ron) who is an assistant basketball coach at Pacific.



"Anytime a guy has been with you 15 years there is great comfort in that for a head coach. Don knows our program inside and out and he's been a big part of the success we've had. He knows what we do, he knows how we do it and he knows what is expected. I think Utah State needs to feel fortunate that he's stayed here 10 years and is the longest tenured assistant in school history. I rely on him a great deal and every year I am relieved when he chooses to stay at Utah State and hopefully one day that will be rewarded."

-- Utah State head coach Stew Morrill

THE VERLIN FILE

Coaching Experience:

1989-91	Assistant Coach	Columbia (Calif.) JC
1992	Assistant Coach	Colorado State
1993-94	Assistant Coach	Cal State Bakersfield
1995-98	Assistant Coach	Colorado State
1999-present	Assistant Coach	Utah State

Education:

1983	Del Oro (Loomis, Calif.) HS	
1991	Cal State Stanislaus	B.A. (Physical Education)
1993	Colorado State	Master's (Education)

Personal:

- Born June 15, 1965 in Roseville, Calif.
- Married to the former Serena Shumway.
- The couple have two children: Jacob (11) and Sydney (5).

QUICK FACTS

OUTLOOK

AGGIE BIOS

COACHES

OPONENTS

SEASON REVIEW

RECORDS

UNIVERSITY



TIM DURYEA

Assistant Coach
North Texas '88
Seventh Season at Utah State

Entering his seventh year at Utah State is **Tim Duryea** (pronounced Dur-E-A), who joined the Aggie coaching staff in July, 2001. In his seventh year at USU, Duryea is the second-longest tenured coach in school history (behind Don Verlin) since the 1959 season.

While at Utah State, Duryea has been in charge of an Aggie defense that has traditionally ranked among the top in the nation in points allowed, including a fourth-place finish in 2002 (58.1), a sixth-place finish in 2004 (58.1), an eighth-place finish in 2005 (57.8) and a ninth-place finish in 2003 (60.0).


Along with spearheading the Aggies' defense, Duryea also works with USU's post players on a daily basis.

Prior to joining the Aggies, Duryea was the head coach at Hutchinson (Kan.) Community College from 2000-01. During his two years at the helm, his teams produced a 40-25 record and back-to-back trips to the Region Six Championships.

A 1988 graduate of the University of North Texas, Duryea began his coaching career in 1988 at Colorado State University before moving on to North Texas in 1993. Duryea then went to Hutchinson Community College as an assistant coach for five seasons before becoming the head coach there prior to the 1999-2000 season.

Duryea played basketball at Denton (Texas) High School and Texas Pan-American before transferring to North Texas. At UNT, Duryea was a co-captain in 1988 for one of only two teams in school history to advance to the NCAA Tournament.

He was born in Medicine Lodge, Kan., on Nov. 16, 1964. He and his wife Angie have 12-year old twins, Tanner (son) and Taylor (daughter) and a five-year old daughter (Kaylee).



"It gets overlooked that Coach Duryea has been with me seven years and that is a long tenure for an assistant coach to stay at one school. Just like with Don (Verlin), it helps to have staff members that knows what the program is all about and how you do things. Every assistant brings different things to the table and Tim's strengths are he is extremely organized, he's very bright and he's an excellent coach, as well as a good recruiter. I feel fortunate that he's stayed here as long as he has and hopefully he will continue to do so."

-- Utah State head coach Stew Morrill

THE DURYEA FILE

Coaching Experience:

1988-90	Assistant Coach	Colorado State
1993-97	Assistant Coach	North Texas
1997-99	Assistant Coach	Hutchinson CC
2000-01	Head Coach	Hutchinson CC
2002-present	Assistant Coach	Utah State

Education:

1983	Denton (Texas) HS	
1988	North Texas	B.S. (Business Administration)

Personal:

- Born November 16, 1964 in Medicine Lodge, Kan.
- Married to the former Angie Knox.
- The couple have 12-year old twins - Tanner (son) and Taylor (daughter) and a daughter Kaylee (5).



JAMES WARE

Assistant Coach
Texas Tech '00
Second Season at Utah State

James Ware is entering his second season as an assistant coach at Utah State University. Ware joined the staff in August, 2006 and has made an immediate impact upon his arrival. In his first season at USU, Ware hit the ground running in the area's of recruiting, academics, opposing team scouts, game preparation and player development as he worked with both guards and post players. Ware's transition has been very natural since he played for Coach Morrill and Verlin at Colorado State.


Prior to joining the Utah State staff, Ware spent the previous three seasons as the Director of Basketball Operations at the University of Minnesota for head coach Dan Monson. He began his coaching career as an assistant at Hopkins (Minn.) High School from 2000-03, where he coached Kris Humphries who went on to earn All-American honors at Minnesota before being drafted in the first round of the 2004 NBA Draft by the Utah Jazz.

Ware began his collegiate career at Colorado State University for then head coach Stew Morrill before transferring to Midland (Texas) Junior College for one season. He was then a two-year starter at Texas Tech University and earned honorable mention all-Big 12 honors in 2000, along with being named academic all-conference.

Ware prepped at Hopkins (Minn.) High School where he was an all-state and all-metro selection during his senior season, as well as being a Mr. Basketball finalist in Minnesota. During his three years in high school, Hopkins compiled an overall record of 75-5.

Ware graduated from Texas Tech University in 2000 with a bachelor of arts degree and then earned his master's degree in education and human development with an emphasis in sports management from the University of Minnesota in 2003.

A native of Hopkins, Minn., Ware and his wife Tamika have two sons, Jimmy (5) and J.J. (3).



"Coach Ware is a young assistant with a really bright future. It's a learning process when you come into a veteran staff and he's adapted well to figuring out everything we do and what we need him to do. I think it's an advantage that he played for me at Colorado State and at least knew the program as a player and that makes it easier to transition to knowing the program as a coach. He's got a bright future in this business and there's no question that someday he will be a Division I head coach."

-- Utah State head coach Stew Morrill

THE WARE FILE

Coaching Experience:

2000-03	Assistant Coach	Hopkins (Minn.) HS
2004-06	Dir. of Bball Operations	Minnesota
2007-present	Assistant Coach	Utah State

Education:

1995	Hopkins (Minn.) HS	
2000	Texas Tech	Bachelor of arts degree
2003	Minnesota	Master's in education

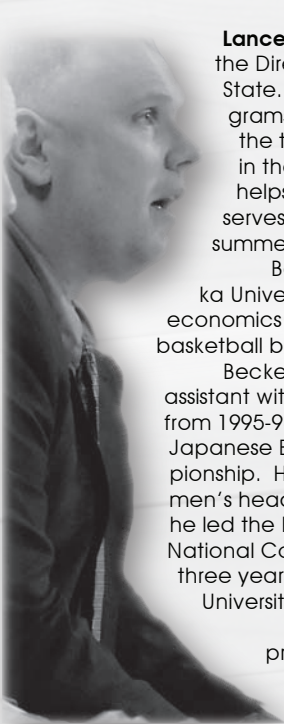

Personal:

- Born September 4, 1976 in Washington, D.C.
- Married to the former Tamika Lee.
- The couple have two sons, Jimmy (5) and J.J. (3).



LANCE BECKERT

Director of Basketball Operations
Daito Bunka, Japan '97
Second Season at Utah State



Lance Beckert is entering his second year as the Director of Basketball Operations at Utah State. Among his duties are handling the programs daily office operations and serving as the teams travel coordinator. He also assists in the teams public and community relations, helps with international recruiting efforts and serves as camp coordinator for Stew Morrill's summer basketball camps.

Beckert, who graduated from Daito Bunka University in Tokyo, Japan, with a degree in economics in 1997, played two years of collegiate basketball before entering the coaching profession.

Beckert began his coaching career as an assistant with the Toshiba Corporation men's team from 1995-98 and helped the club win the 1998 Japanese Basketball League Tournament Championship. He then spent the next six seasons as the men's head coach at Daito Bunka University, where he led the Bears to the 2002 and 2004 Japanese National Collegiate Championship. During his last three years in Japan, he also coached the men's University National team.

A native of Mesa, Ariz., Beckert prepped at Westwood High School. He is married to the former Patricia Salgado, and the couple has two sons, Gabriel (5) and Patrick (2).



THE BECKERT FILE

Coaching Experience:

1985-88	Assistant Coach	Toshiba Corporation
1999-06	Head Coach	Daito Bunka, Japan
2002-06	Head Coach	Japanese National Team
2007-present	Dir. of Bball Operations	Utah State

Education:

1987	Westwood (Ariz.) HS	
1997	Daito Bunka, Japan	B.S. (Economics)

Personal:

- Born November 17, 1969 in Ogden, Utah.
- Married to the former Patricia Salgado.
- The couple have two sons, Gabriel (5) and Patrick (2).

"Lance has been a tremendous help to our total program, because when we hired him we were able to get a new position that everybody else in the WAC had in terms of the Director of Basketball Operations. It took a lot of pressure off everyone that he stepped in and immediately started doing a ton of administrative duties. Things such as travel and organizing camps and all the things goes on into the inner workings of a program. Just like (Coach Ware), the longer we have him the more valuable he becomes because he learns what is expected and what we need him to do."

-- Utah State head coach Stew Morrill




JUSTIN JONES

Graduate Manager
Utah State '98
Third Season at Utah State

In his third season as Graduate Manager at Utah State is **Justin Jones**. Prior to joining USU's staff, Jones spent seven years playing professional basketball in Austria and the Netherlands.

Jones, who was named to the Big West's all-tournament team in 1997, was a three-year starter at USU averaging 9.8 points and 2.5 rebounds per game, while shooting 42.1 percent from the field and 44.9 percent from three-point range.

A native of Malad, Idaho, Jones graduated from Utah State in 1998 with a degree in physical education and is currently working on his teaching certificate from USU. He and his wife Jayme have one daughter, Tylie (5) and one son, Jakobe (3).



"We feel fortunate that we have been able to keep Justin for a number of years. He is nothing but positive with everyone he meets, including the players and our staff. Justin is just one of those guys that will do anything to help."

-- Utah State head coach Stew Morrill

BASKETBALL SUPPORT STAFF



JESSE CALDER

Student Manager



STEVE COBBLEY

Student Manager



BEN MORRILL

Student Manager

MEDICAL STAFF

Utah State University Intercollegiate Athletics has an Athletic Medicine staff devoted to providing the best possible health care for student-athletes.

Utah is one of the top states in the nation for medical care, so it's not surprising that some of the finest in the medical profession are working for Utah State University. Utah State Athletics is fortunate to have a highly qualified team physician working with its program in Dr. Trek Lyons.

Utah State also has one of the finest athletic trainers in the country to lead its athletic training staff in Hall of Fame trainer Dale Mildenberger who is in his 33rd year at USU. Mildenberger has received numerous awards, including being inducted into the National Athletic Trainers Association Hall of Fame in 1994, the Rocky Mountain Athletic Trainers Association Hall of Fame in 1998 and being named to the inaugural Utah Athletic Trainers Association Hall of Fame in 2003. In addition, he was named the 2004 Utah Athletic Trainer of the Year.

Joining Mildenberger on Utah State's Athletic Training staff is a pair of certified trainers in Fawn Michel and Mike Williams, who complete one of the top training staffs in the country. Together, Mildenberger, Michel and Williams have a combined 60 years of experience at Utah State.



DR. TREK LYONS
Team Physician



DALE MILDENBERGER
Head Athletic Trainer



FAWN MICHEL
Assistant Trainer





MIKE WILLIAMS
Assistant Trainer



FIVE MUST SUMMON IT.
AND WHEN IT'S TASTED ENOUGH
BLOOD, SWEAT AND TRUST,
IT AWAKENS.

TOGETHER YOU MAKE THE
**BEAUTIFUL
MONSTER**





QUICK FACTS

OUTLOOK

AGGIE BIOS

COACHES

OPPONENTS

SEASON REVIEW

RECORDS

UNIVERSITY

OPPONENTS



SOUTHERN UTAH

Fri., Nov. 9 - Dee Glen Smith Spectrum - 7:05 p.m. (MT)



Roger Reid
Head Coach



Orlando Griego
6-7 • Jr. • F

GENERAL INFORMATION

Location Cedar City, Utah
Founded 1897
Enrollment 7,509
Colors Scarlet & White
Nickname Thunderbirds
Conference The Summit League
Arena The Centrum
Capacity 5,300
President Dr. Michael Benson
Athletics Director Ken Beazer
Ticket Office 435-586-7872

COACHING STAFF

Head Coach Roger Reid
Alma Mater Weber State '68
Overall Record 152-77 (8 yrs)
School Record First Season
Record vs. USU 11-1
Assistant Coaches
Ron Carling (Utah '83)
Austin Ainge (Brigham Young '07)
Johnny Brown (New Mexico '86)

TEAM INFORMATION

2006-07 Record 16-14
Conference W-L 6-8/T-5th
Postseason None
Starters (R/L) 3/2
Letterwinners (R/L) 4/7
Newcomers 10

SERIES INFORMATION

Overall USU leads 1-0
USU at home 0-0
USU on the road 0-0
USU at neutral sites 1-0
Current series streak USU—1 win
Last meeting 12-17-94 (76-63 USU)

MEDIA RELATIONS

Basketball SID Neil Gardner
Office Phone (435) 586-7753
Home Phone (435) 586-1127
Fax (435) 865-8037
E-Mail gardner@suu.edu
Press Row (435) 586-7858
Website .. www.suu.edu/athletics/mensball

2007-08 ROSTER

No.	Name	Pos.	Ht.	Yr.	Hometown
1	Nick Livi	G	6-1	Jr.	Seattle, Wash.
3	Orlando Griego	F	6-7	Jr.	Durango, Colo.
4	Nurudeen Adepoju	F	6-5	Jr.	Lagos, Nigeria
5	Sam Hoopes	F	6-5	Fr.	Duchesne, Utah
10	David Marek	G	6-2	Jr.	Benesov, Czech Republic
12	Mike Josseland	G	5-11	Fr.	Las Vegas, Nev.
15	Damar Wilson	G	6-4	Fr.	Anchorage, Alaska
23	Tate Sorenson	F	6-7	Jr.	Altamont, Utah
25	Davis Baker	G	6-4	So.	Coto de Caza, Calif.
31	Rick Roberts	F	6-4	So.	Highland, Utah
32	Cris Hoopes	F	6-7	Jr.	Duchesne, Utah
34	Geoff Payne	F	6-7	Jr.	Sandy, Utah
44	John Clifford	C	6-10	Jr.	South Jordan, Utah
50	Tyler Quinney	F	6-7	Jr.	Sandy, Utah

2007-08 SCHEDULE

10/31	Mesa State (Ex.)
11/2	Adams State (Ex.)
11/9	at Utah State
11/14	at Sacramento State
11/17	Cal State Fullerton
11/20	Cal Poly
11/24	Boise State
11/28	at New Mexico
11/30	Colorado-Colorado Springs
12/6	*at IPFW
12/8	*at Oakland
12/15	Utah Valley
12/7	at Cal State Fullerton
12/21	at Brigham Young
12/29	at Cal Poly
1/3	Western Illinois*
1/5	IUPUI*
1/12	at Missouri-Kansas City*
1/17	at North Dakota State*
1/19	at South Dakota State*
1/24	Centenary*
1/26	Oral Roberts*
1/31	at IUPUI*
2/2	at Western Illinois*
2/9	Missouri-Kansas City*
2/14	South Dakota State*
2/16	North Dakota State*
2/19	at Oral Roberts*
2/21	at Centenary*
2/28	Oakland*
3/1	IPFW*
3-8/11	at Summit Conference Tourn.

2006-07 RESULTS

Lakehead	W 91-30
Mesa State	W 71-53
at Utah	W 76-73
at Denver	W 74-68
at Boise State	L 68-77
Idaho	W 67-50
at Brigham Young	L 61-80
Denver	W 73-63
Utah Valley	W 68-60
at Idaho	W 72-50
at Washington	L 72-87
Weber State	W 75-63
Texas A&M International	W 74-48
at Weber State	L 57-59
at Utah Valley	L 55-64
Chicago State	W 84-66
Western State	W 66-55
at Missouri-Kansas City*	L 62-66
Oral Roberts*	L 61-69
Centenary*	W 78-57
at Oakland*	L 69-77
at IUPUI*	W 56-53
Western Illinois*	W 68-55
Valparaiso*	W 76-60
Missouri-Kansas City*	W 66-59
at Centenary*	L 63-70
at Oral Roberts*	L 57-79
IUPUI*	L 74-75 (OT)
Oakland*	W 87-85 (OT)
at Valparaiso*	L 48-75
at Western Illinois*	L 48-51
at IUPUI (SLT)	L 59-71




WEBER STATE

Sat., Nov. 10 - Dee Events Center - 7:05 p.m. (MT)



Randy Rahe
Head Coach



Arturas Valeika
6-9 • Sr. • F/C

GENERAL INFORMATION

Location Ogden, Utah
Founded 1889
Enrollment 18,000
Colors Royal Purple & White
Nickname Wildcats
Conference Big Sky
Arena Dee Events Center
Capacity 12,000
President Dr. F. Ann Millner
Athletics Director Jerry Graybeal
Ticket Office (801) 626-8666

COACHING STAFF

Head Coach Randy Rahe
Alma Mater Buena Vista '82
Overall Record 20-12 (2nd yr)
School Record 20-12 (2nd yr)
Record vs. USU 0-2
Assistant Coaches
Eric Duff (Sterling College '95)
Jeff Lindner (Western State '00)
Tim Gardner (Puget Sound '99)

TEAM INFORMATION

2006-07 Record 20-12
Conference W-L 11-5/T-1st
Postseason NCAA
Starters (R/L) 3/2
Letterwinners (R/L) 7/3
Newcomers 7

SERIES INFORMATION

Overall USU leads 34-24
USU at home 20-8
USU on the road 13-15
USU at neutral sites 1-2
Current series streak USU—6 wins
Last meeting 11-25-06 (77-68 USU)

MEDIA RELATIONS

Basketball SID Brad Larsen
Office Phone (801) 626-6010
Cell Phone (801) 698-9548
Fax (801) 626-6490
E-Mail blarsen3@weber.edu
Press Row (801) 626-6588
Website ... www.weberstatesports.com

2007-08 SCHEDULE

11/1	Laval University (Ex.)
11/5	Fort Lewis College (Ex.)
11/10	Utah State
11/12	at CBE Tournament
11/13	at CBE Tournament
11/19	at CS Bakersfield
11/28	Utah
12/1	at Illinois
12/5	at Brigham Young
12/8	at San Francisco
12/14	Montana-Western
12/18	CS Bakersfield
12/23	at New Mexico
12/28	San Francisco
1/6	at Northern Colorado*
1/10	Portland State*
1/12	Eastern Washington*
1/17	at Montana State*
1/20	at Montana*
1/23	Sacramento State*
1/25	Northern Arizona*
1/31	Idaho State*
2/2	at Idaho State*
2/9	Northern Colorado*
2/14	at Eastern Washington*
2/16	at Portland State*
2/21	Montana*
2/23	Montana State*
2/28	at Northern Arizona
3/3	at Sacramento State
3/8-12	at Big Sky Tournament

2006-07 RESULTS

Colorado Christian	W 83-57
vs. Alaska-Fairbanks	W 71-66 of
vs. Troy	W 66-61
vs. Utah State	L 55-68
Montana Tech	W 81-53
at Utah State	L 68-77
at Utah	L 55-67
Brigham Young	L 69-73 of
at Portland	W 72-56
at Southern Utah	L 63-75
Portland W 68-51	
Southern Utah	W 59-57
at Washington	L 51-80
at Northern Colorado*	W 61-60
at Northern Arizona*	W 81-73
Idaho State*	L 55-58
Montana State*	W 83-63
Portland State*	W 75-65
Sacramento State*	W 88-68
at Montana State*	L 48-63
at Montana*	L 86-90 of
at Idaho State*	W 71-58
Eastern Washington*	W 93-84
Northern Colorado*	W 76-65
Northern Arizona*	W 86-79
at Eastern Washington*	L 74-89
at Portland State*	W 64-62
Montana*	W 73-67
at Sacramento State*	L 83-105
Portland State (BST)	W 77-74
Northern Arizona (BST)	W 88-80
vs. UCLA (NCAA)	L 42-70

2007-08 ROSTER

No.	Name	Pos.	Ht.	Yr.	Hometown
3	Kyle Bullinger	F	6-6	Fr.	Mountain View, Wyo.
4	Darin Mahoney	F	6-8	Fr.	Heber City, Utah
5	Jamaine Nance	G	6-1	Jr.	Huntsville, Ala.
10	Dezmon Harris	G	6-1	Sr.	Fort Worth, Texas
11	Arturas Valeika	F/C	6-9	Sr.	Vilnius, Lithuania
12	Josh Cottle	G	5-11	So.	Heber City, Utah
15	T.J. Benson	G	5-11	So.	Tempe, Ariz.
23	Brody Van Brocklin	G	6-2	Sr.	Fruit Heights, Utah
31	Daviin Davis	F	6-4	Jr.	Midland, Texas
32	Danny Johnson	F	6-7	Fr.	Orem, Utah
33	Kellen McCoy	G	5-6	Jr.	East Lansing, Mich.
40	Steve Panos	C	6-8	So.	Salt Lake City, Utah
44	Tyler Billings	F	6-8	Sr.	Smithfield, Utah
45	Juan Pablo Silveira	G/F	6-4	Jr.	Salto, Uruguay
54	Drew Arnold	C	6-9	Jr.	Phoenix, Ariz.
55	Trevor Morris	C	6-9	Fr.	Nampa, Idaho



OPPONENTS



MONTANA-WESTERN

Mon., Nov. 12 - Dee Glen Smith Spectrum - 7:05 p.m. (MT)



Steve Keller
Head Coach



Aaron Sims
6-6 • Sr. • F

GENERAL INFORMATION

Location Dillon, Mont.
Founded 1893
Enrollment 1,200
Colors Red, White & Black
Nickname Bulldogs
Conference Frontier (NAIA)
Arena Straugh Gym
Capacity 2,500
Chancellor Dr. Richard Storey
Athletics Director Mark Durham
Ticket Office (406) 683-7201

COACHING STAFF

Head Coach Steve Keller
Alma Mater Rocky Mountain '78
Overall Record 8-20 (2nd yr)
School Record 8-20 (2nd yr)
Record vs. USU 0-0
Assistant Coaches
Craig Finberg (Montana State '80)
Chase Tait (Montana Western '00)
Matt Luedtke .. (Montana Western '06)

TEAM INFORMATION

2006-07 Record 8-20
Conference W-L 2-12/7th
Postseason NAIA
Starters (R/L) 2/3
Letterwinners (R/L) 7/3
Newcomers 10

SERIES INFORMATION

Overall First Meeting
USU at home 0-0
USU on the road 0-0
USU at neutral sites 0-0
Current series streak NA
Last meeting NA

MEDIA RELATIONS

Basketball SID Wally Feldt
Office Phone (406) 683-7201
Home Phone (406) 683-5253
Fax (406) 683-7883
E-Mail w_feldt@umwestern.edu
Press Row (406) 683-7201
Website ... www.umwestern.edu/athletics/

2007-08 ROSTER

No.	Name	Pos.	Ht.	Yr.	Hometown
12	Layne Glaus	G	6-0	So.	Whitehall, Mont.
14	Aaron Sims	F	6-6	Sr.	Birmingham, Ala.
20	Gus McDonald	G	6-2	So.	Mission, Mont.
22	Zack Pitts	G	6-0	Sr.	Ronan, Mont.
24	Chad Meyers	G	6-2	Jr.	Troy, Mont.
30	Colby Blaine	F	6-4	Jr.	Boise, Idaho
32	Garrett Fink	F	6-5	So.	Helena, Mont.
34	Daniel Creech	F	6-6	So.	Stevensville, Mont.
42	Bob Neiman	F	6-8	So.	Plains, Mont.
44	Eric Lipkin	G	6-2	Jr.	Birmingham, Ala.
50	Alex Head	F	6-9	So.	Pocatello, Idaho
54	Dovydas Retkus	F	6-7	Jr.	Plungem, Lithuania

2007-08 SCHEDULE

10/18	Lethbridge
11/2	Eastern Oregon
11/3	at Azusa Pacific
11/4	at Boise State
11/9	vs. Albertson College
11/10	vs. Eastern Oregon
11/12	at Utah State
11/17	vs. Dickinson State
11/18	vs. Walla Walla College
11/21	at Minot State
11/23	at Dickinson State
11/24	vs. Montana State-Northern
12/1	Minot State
12/7	vs. Albertson College
12/8	vs. Northwest Nazarene
12/14	at Weber State
12/15	Dickinson State
12/31	at Montana State-Billings (Ex.)
1/5	Montana Tech*
1/10	at Rocky Mountain College*
1/12	at Carroll College*
1/18	Lewis-Clark State*
1/19	Westminster College*
1/25	at Great Falls*
1/26	at Montana State-Northern*
2/9	at Montana Tech*
2/15	Carroll College*
2/16	Rocky Mountain College*
2/21	at Westminster College*
2/23	at Lewis-Clark State*
2/29	at MSU-Northern*
3/1	at Great Falls*
3/4-11	at Frontier Conference Tour.
3/19-25	at NAIA National Tournament

2006-07 RESULTS

Lethbridge	W 92-90 at
Eastern Oregon	L 66-73
Walla Walla	W 136-102
vs. Albertson College	L 120-129 at
at Eastern Oregon	L 74-76
at Dickinson State	W 85-66
vs Valley City State	W 75-58
Minot State	L 65-83
Dickinson State	W 114-108
Dixie State	L 78-81
Albertson College	83-87
at Vanguard	L 66-73
Daeman College	W 86-69
at Montana Tech*	L 76-78
Rocky Mountain College*	L 79-84
Carroll College*	L 99-101 2ot
at Lewis-Clark State*	L 49-82
at Westminster*	L 81-93
Great Falls*	W 91-58
Montana State-Northern*	L 69-76
Montana Tech*	L 79-85
at Carroll College*	L 87-91 at
at Rocky Mountain*	L 104-113 at
Westminster College*	L 52-85
Lewis-Clark State*	L 69-85
at Montana State-Northern*	L 70-76
at Great Falls*	W 76-68
at Westminster*	L 60-62



CAL POLY

Thur, Nov. 15 - Mott Gym - 8:05 p.m. (MT)



Kevin Bromley
Head Coach



Dawin Whiten
6-3 • Sr. • G

GENERAL INFORMATION

Location San Luis Obispo
Founded 1901
Enrollment 18,400
Colors Forest Green & Gold
Nickname Mustangs
Conference Big West
Arena Mott Gymnasium
Capacity 3,032
President Dr. Warren J. Baker
Athletics Director Alison Cone
Ticket Office (866) 467-8264

COACHING STAFF

Head Coach Kevin Bromley
Alma Mater Colorado State '83
Overall Record 80-106 (8th yr)
School Record 80-106 (8th yr)
Record vs. USU 1-9
Assistant Coaches
Tim Murphy (Colorado State '84)
Bob Lowe ... (George Fox College '85)
Wil Hooker (Fresno State '97)

TEAM INFORMATION

2006-07 Record 19-11
Conference W-L 9-5/2nd
Postseason None
Starters (R/L) 3/2
Letterwinners (R/L) 11/4
Newcomers 5

SERIES INFORMATION

Overall USU leads 15-1
USU at home 8-0
USU on the road 6-1
USU at neutral sites 1-0
Current series streak USU—8 wins
Last meeting 2-3-05 (81-57 USU)

MEDIA RELATIONS

Basketball SID Brian Thurmond
Office Phone (805) 756-2410
Home Phone (805) 550-7601
Fax (805) 756-2650
E-Mail bthurmon@calpoly.edu
Press Row (805) 756-6751
Website www.GoPoly.com

2007-08 SCHEDULE

11/3	Cal State Stanislaus (Ex.)
11/9	vs. Massachusetts
11/10	vs. Northern Iowa
11/11	vs. Northern Illinois
11/15	Utah State
11/20	at Southern Utah
11/26	at Arizona State
12/2	Menlo College
12/9	at Northern Arizona
12/12	at Portland State
12/15	Cal State Bakersfield
12/22	at Southern California
12/29	Southern Utah
1/3	Cal State Northridge*
1/5	Long Beach State*
1/10	at Cal State Fullerton*
1/12	at UC Irvine*
1/19	UC Santa Barbara*
1/24	UC Davis*
1/28	at Pacific*
2/2	at UC Riverside*
2/7	UC Irvine*
2/9	Cal State Fullerton*
2/14	at UC Santa Barbara*
2/20	at UC Davis*
2/23	at Bracket Buster
2/28	UC Riverside*
3/1	Pacific*
3/6	at Long Beach State*
3/8	at Cal State Northridge*
3/12-15	at Big West Tournament

2006-07 RESULTS

Southeastern Louisiana	L 69-76
Portland	W 56-53
at Oregon State	L 65-78
Cal State Stanislaus	W 91-72
at Fresno State	L 75-95
Saint Mary's College	W 72-59
Occidental College	W 81-62
at San Jose State	L 63-80
at Utah	L 58-77
Northern Arizona	W 82-60
Cal State Fullerton*	L 91-99
UC Riverside*	W 67-64
at UC Irvine*	L 62-66
at Long Beach State*	L 70-77
UC Davis	W 72-68
Sacramento State	W 74-65
at UC Santa Barbara*	W 71-61
at UC Riverside*	W 70-54
at Pacific*	L 43-66
at Cal State Northridge*	W 79-68
at UC Davis	W 88-64
Long Beach State*	L 77-80
UC Irvine*	W 89-80
UC Santa Barbara*	W 86-79
Portland State	W 92-87
at Cal State Fullerton*	W 90-80
Cal State Northridge*	W 86-70
Pacific*	W 82-70
vs. Cal State Fullerton (BWT)	W 81-56
vs. Long Beach State (BWT)	L 83-94

2007-08 ROSTER

No.	Name	Pos.	Ht.	Yr.	Hometown
0	Trae Clark	G	5-11	Jr.	Fremont, Calif.
2	Dawin Whiten	G	6-3	Sr.	North Hills, Calif.
5	Jordan Lewis	F	6-5	Fr.	San Rafael, Calif.
10	Chaz Thomas	G	6-0	Jr.	Daly City, Calif.
12	Lorenzo Keeler	G	6-2	So.	Escondido, Calif.
13	Rick Higgins	G	6-1	So.	Danville, Calif.
14	Bo Henning	G	6-2	Fr.	Sacramento, Calif.
20	John Biggs	G	6-4	Fr.	Arcata, Calif.
21	Charles Anderson	G/F	6-6	So.	Bakersfield, Calif.
23	Shawn Lewis	G	6-4	Fr.	Oakland, Calif.
24	Dreshawn Vance	F	6-8	Sr.	Walnut, Calif.
34	Matt Hanson	F	6-7	Sr.	Plymouth, Minn.
35	Titus Shelton	F	6-7	Jr.	Fresno, Calif.
41	Coby Leavitt	F	6-9	Jr.	Ivins, Utah
43	John Manley	F	6-8	Sr.	Minnetonka, Minn.



OPPONENTS



UC IRVINE



AUSTIN PEAY

Sat., Nov. 17 - Bren Events Center - 8:05 p.m. (MT)

Tues., Nov. 20 - Dee Glen Smith Spectrum - 7:05 p.m. (MT)



Pat Douglass
Head Coach



Patrick Sanders
6-6 • Sr. • F

GENERAL INFORMATION

Location Irvine, Calif.
Founded 1965
Enrollment 25,000
Colors Blue & Gold
Nickname Anteaters
Conference Big West
Arena Bren Events Center
Capacity 5,000
President Dr. Michael Drake
Athletics Director Paula Smith
Ticket Office (949) 824-5000

COACHING STAFF

Head Coach Pat Douglass
Alma Mater Pacific '72
Overall Record 529-256 (26 yrs)
School Record 153-138 (10 yrs)
Record vs. USU 4-10
Assistant Coaches
Todd Murphy (UC Irvine '86)
Ross Land (Northern Arizona '01)
Rhett Soliday (Concordia '02)

TEAM INFORMATION

2006-07 Record 15-18
Conference W-L 6-8/5th
Postseason None
Starters (R/L) 4/1
Letterwinners (R/L) 8/4
Newcomers 7

SERIES INFORMATION

Overall USU leads 30-26
USU at home 16-10
USU on the road 11-13
USU at neutral sites 3-3
Current series streak USU—5 wins
Last meeting 2-26-05 (87-49 USU)

MEDIA RELATIONS

Basketball SID Bob Olsen
Office Phone (949) 824-5814
Cell Phone (949) 285-8814
Fax (949) 824-52-60
E-Mail rkolson@uci.edu
Press Row (949) 824-5814/2510
Website www.uci.edu

2007-08 ROSTER

No.	Name	Pos.	Ht.	Yr.	Hometown
2	Marcus Macintosh	G	6-1	Sr.	Aurora, Colo.
3	Chuma Awaji	G	6-3	Sr.	Los Angeles, Calif.
5	Michael Hunter	G	5-10	So.	Aurora, Colo.
10	Patrick Rembert	G	6-0	Fr.	Long Beach, Calif.
12	Chad McDaniel	G	6-0	Jr.	Rosamond, Calif.
20	Justin Johnson	G	6-2	So.	El Segundo, Calif.
21	Patrick Sanders	F	6-6	Sr.	Corona, Calif.
22	Chad DeCasas	G	6-5	So.	Mission Viejo, Calif.
23	Brett Lauer	G	6-1	Jr.	Concord, Calif.
25	Trey Harris	G	6-0	Jr.	Colorado Springs, Colo.
32	Derek Strings	G	6-2	Fr.	Altadena, Calif.
33	Deren Fells	F/C	6-7	Sr.	Fullerton, Calif.
34	Matt Ballard	C	6-8	Fr.	Foothill Ranch, Calif.
42	Brandon James	F	6-7	Jr.	Reseda, Calif.
43	Adam Rodenberg	F	6-6	Jr.	Garnaville, Iowa
53	Kevin Bland	F	6-8	Jr.	Tracy, Calif.

2007-08 SCHEDULE

11/6	Cal Baptist (Ex.)
11/9	Loyola Marymount
11/13	Nevada
11/17	Utah State
11/22	vs. Mississippi State
11/23	at Anaheim Classic
11/25	at Anaheim Classic
12/1	at Utah
12/8	Alaska Fairbanks
12/15	San Francisco
12/20	at Sam Houston State
12/22	at Texas A&M
12/28	at South Carolina
12/20	at Harvard
1/4	at Cal State Fullerton*
1/10	UC Santa Barbara*
1/12	Cal Poly*
1/17	at UC Davis*
1/19	at Pacific*
1/26	UC Riverside*
1/31	at Cal State Northridge*
2/2	at Long Beach State*
2/7	at Cal Poly*
2/9	at UC Santa Barbara*
2/14	Pacific*
2/20	at UC Riverside*
2/23	ESPN BracketBuster
2/28	Long Beach State*
3/1	Cal State Northridge*
3/6	UC Davis*
3/8	Cal State Fullerton*
3/12-15	at Big West Tournament

2006-07 RESULTS

vs. South Alabama	L 63-67
vs. Winston-Salem State	W 53-41
at Fresno State	L 51-82
South Carolina	W 67-52
at Oregon	L 42-85
at Nevada	L 64-83
Pepperdine	W 68-66
at Loyola Marymount	L 65-73
at Drake	L 73-76
Sam Houston State	W 70-62 ot
at DePaul	L 53-65
at Loyola	L 69-72
Harvard	W 81-48
at UC Davis	W 68-48
Cal Poly*	W 66-62
UC Santa Barbara*	L 59-64
at Cal State Northridge*	L 61-67
Pacific*	L 82-89
Cal State Northridge*	W 75-66
at UC Santa Barbara*	L 62-71
at Cal Poly*	L 80-89
at UC Riverside*	W 66-61
at San Francisco	L 62-76
UC Davis	W 73-59
at Long Beach State*	L 80-85
vs. UC Riverside (BWT)	W 53-52
vs. UC Santa Barbara (BWT)	W 70-52
vs. Long Beach State (BWT)	L 63-77



Dave Loos
Head Coach



Drake Reed
6-5 • Jr. • F

GENERAL INFORMATION

Location Clarksville, Tenn.
Founded 1927
Enrollment 9,207
Colors Red & White
Nickname Governors
Conference Ohio Valley
Arena Dunn Center
Capacity 7,875
President Tim Hall
Athletics Director Dave Loos
Ticket Office (931) 221-7761

COACHING STAFF

Head Coach Dave Loos
Alma Mater Memphis '70
Overall Record 353-289 (21 yrs)
School Record 271-237 (17 yrs)
Record vs. USU 1-0
Assistant Coaches
Scott Combs (Austin Peay '98)
Charles "Bubba" Wells .. (Austin Peay '97)

TEAM INFORMATION

2006-07 Record 21-12
Conference W-L 16-4/1st
Postseason NIT (0-1)
Starters (R/L) 5/0
Letterwinners (R/L) 10/2
Newcomers 3

SERIES INFORMATION

Overall APSU leads 1-0
USU at home 0-0
USU on the road 0-0
USU at neutral sites 0-1
Current series streak APSU—1 win
Last meeting . 11-19-00 (80-76 of APSU)

MEDIA RELATIONS

Basketball SID Brad Kirtley
Office Phone (931) 221-7561
Cell Phone (931) 624-2904
Fax (931) 221-7562
E-Mail kirtleyb@apsu.edu
Press Row (931) 221-7155
Website www.letsgoapeay.com

2007-08 ROSTER

No.	Name	Pos.	Ht.	Yr.	Hometown
2	Drake Reed	F	6-5	Jr.	Clarksville, Tenn.
3	Caleb Brown	G	6-0	Fr.	Memphis, Tenn.
4	Marcel Williams	F	6-7	Fr.	Ocoee, Fla.
10	Ernest Fields	F	6-6	So.	Memphis, Tenn.
11	Brandon Hariford	G	6-2	R-Sr.	Nashville, Tenn.
15	Fernandez Lockett	G/F	6-4	R-Sr.	Madison, Ala.
20	Derek Wright	G	5-9	Sr.	Los Angeles, Calif.
21	John Fraley	C	6-8	Fr.	Clarksville, Tenn.
22	Wes Channels	G	6-3	So.	Memphis, Tenn.
24	Kyle Duncan	F/G	6-5	Jr.	Indianapolis, Ind.
32	Todd Babington	G	6-5	Sr.	Crystal Lake, Ill.
41	Tomas Janusauskas	C	7-0	Jr.	Kaunas, Lithuania
42	Duran Roberson	C	6-8	So.	Holt, Mich.

2007-08 SCHEDULE

11/1	Rhodes (Ex.)
11/5	Lambuth (Ex.)
11/10	at Vanderbilt
11/17	Belmont
11/20	at Utah State
11/23	Florida-Gulf Coast
11/24	at South Padre Island Tourn.
11/27	at Memphis
12/1	at Tennessee Tech*
12/6	Morehead State*
12/8	at Evansville
12/15	Akron
12/19	at Belmont
12/22	Eastern Kentucky*
12/29	at Middle Tennessee*
1/3	at Tennessee-Martin*
1/5	Jacksonville State*
1/7	Eastern Illinois*
1/10	at Murray State*
1/12	Southeast Missouri*
1/17	Tennessee-Martin*
1/24	at Jacksonville State*
1/26	at Samford*
1/29	at Southeast Missouri*
1/31	Murray State*
2/2	Tennessee State*
2/7	at Eastern Illinois*
2/9	Samford*
2/16	Tennessee Tech*
2/18	at Tennessee State*
2/23	ESPN BracketBuster
2/28	at Eastern Kentucky*
3/1	at Morehead State*
3/4-8	at Ohio Conference Tourn.

2006-07 RESULTS

at Dayton	L 62-78
at Illinois	L 35-80
at Arkansas State	L 70-77
Tennessee Wesleyan	W 79-64
Tennessee Tech*	W 77-70
at Morehead State*	L 66-70
at Eastern Kentucky*	W 59-57
at Memphis	L 63-88
Evansville	L 75-80
Middle Tennessee	W 64-63 ot
Marian College	W 83-50
Tennessee-Martin*	W 74-61
at Jacksonville State*	W 78-63
at Eastern Illinois*	W 81-76 ot
Southeast Missouri*	W 68-67
Murray State*	W 68-59
at Tennessee-Martin*	W 75-60
Jacksonville State*	W 73-58
Samford*	W 66-48
at Southeast Missouri*	W 75-73
at Murray State*	L 68-77
at Tennessee State*	W 62-53
Eastern Illinois*	W 98-71
at Samford*	W 52-50
Tennessee State*	W 89-44
at Akron	L 57-74
at Tennessee Tech*	L 72-73
Eastern Kentucky*	W 77-68
Morehead State*	L 77-82
Tennessee State*	W 89-84 ot
vs. Samford (OVCT)	W 65-55
vs. Eastern Kentucky (OVCT)	L 62-63
at Air Force (NIT)	L 51-75



OPPONENTS



VANDERBILT

Fri., Nov. 23 - South Padre Island Convention Center - 8:05 p.m. (MT)



Kevin Stallings
Head Coach



Alex Gordon
5-11 • Sr. • G

GENERAL INFORMATION

Location Nashville, Tenn.
Founded 1873
Enrollment 6,378
Colors Black & Gold
Nickname Commodores
Conference Southeastern
Arena Memorial Gymnasium
Capacity 14,316
Interim Chancellor .. Nicholas S. Zeppos
Vice Chancellor David Williams II
Ticket Office 615-322-GOLD

COACHING STAFF

Head Coach Kevin Stallings
Alma Mater Purdue '82
Overall Record 267-171 (14 yrs.)
School Record 144-108 (8 yrs.)
Record vs. USU 0-1
Assistant Coaches
Brad Frederick (North Carolina '99)
Dan Muller (Illinois State '98)
King Rice (North Carolina '92)
Tom Richardson (St. Xavier [Ill.], '87)

TEAM INFORMATION

2006-07 Record 22-12
Conference W-L 10-6/2nd-East
Postseason None
Starters (R/L) 3/2
Letterwinners (R/L) 6/5
Newcomers 8

SERIES INFORMATION

Overall VU leads 1-0
USU at home 0-0
USU on the road 0-0
USU at neutral sites 0-1
Current series streak VU—1 win
Last meeting 3-18-88 (80-78 VU)

MEDIA RELATIONS

Basketball SID Andy Boggs
Office Phone (615) 322-4121
Cell Phone (615) 828-8895
Fax (615) 343-7064
E-Mail Andy.Boggs@Vanderbilt.edu
Press Row (615) 320-0436
Website www.vanderbilt.edu

2007-08 ROSTER

No.	Name	Pos.	Ht.	Yr.	Hometown
0	Jermaine Beal	G	6-3	So.	DeSoto, Texas
1	Festus Ezeli	C	6-11	Fr.	Benin City, Nigeria
2	Charles Hinkle	G/F	6-6	Fr.	Los Alamitos, Calif.
3	Alex Gordon	G	6-0	Sr.	Pensacola, Fla.
4	A.J. Ogilvy	C	6-10	Fr.	Canberra, Australia
11	Alan Metcalfe	C	6-9	Sr.	St. Helens, England
13	Keegan Bell	G	6-1	Fr.	Hazel Green, Ala.
21	Darshawn McClellan	F	6-7	Fr.	Fresno, Calif.
24	Andre Walker	F	6-7	Fr.	Flossmoor, Ill.
32	Shan Foster	G/F	6-4	Sr.	Kenner, La.
34	George Drake	G/F	6-4	So.	Calera, Ala.
41	Ross Neltner	F	6-9	Sr.	Fort Thomas, Ky.

2007-08 SCHEDULE

11/5	Tusculum (Ex.)
11/10	Austin Peay
11/13	at Toledo
11/20	Valparaiso
11/23	vs. Utah State
11/24	vs. Iowa or Bradley
11/29	South Alabama
12/1	Georgia Tech
12/5	Wake Forest
12/8	Lipscomb
12/12	at DePaul
12/22	Tennessee State
12/29	Tennessee-Martin
12/31	Iona
1/3	Rice
1/5	Massachusetts
1/9	South Carolina*
1/12	at Kentucky*
1/17	at Tennessee*
1/19	LSU*
1/27	at Florida*
1/30	at Ole Miss*
2/2	Auburn*
2/6	at Georgia*
2/9	at South Carolina*
2/12	Kentucky*
2/16	Florida*
2/23	Georgia*
2/26	Tennessee*
3/1	at Arkansas*
3/5	Mississippi State*
3/8	at Alabama*
3/13-16	at SEC Tournament

2006-07 RESULTS

Georgetown	L 70-86
Wake Forest	L 78-88
at Elon	W 81-70
Furman	L 62-70
at Toledo	W 98-93
at East Tennessee State	W 104-62
at Lipscomb	W 59-50
at Georgia Tech	W 73-64
at Nicholls State	W 76-40
at Puerto Rico	W 102-59
at Tennessee Tech	W 75-62
Appalachian State	L 79-87
at Alabama A&M	W 86-47
at Rice	W 74-69
Auburn*	L 65-68
at Tennessee*	W 82-81
Georgia*	L 73-85
at Alabama*	W 94-73
at Kentucky*	W 72-67
at LSU*	W 64-53
at Ole Miss*	W 85-80
Florida*	L 64-74
at Georgia*	W 66-61
Tennessee*	L 84-57
at South Carolina*	W 78-68
at Florida*	W 83-70
Mississippi State*	L 70-83
at Kentucky*	W 67-65
at South Carolina*	W 99-90
Arkansas*	L 67-82
vs. Arkansas (SECT)	L 71-72
vs. George Washington (NCAA)	W 77-44
vs. Washington State (NCAA)	W 78-74
vs. Georgetown (NCAA)	L 65-66



BRADLEY

Sat., Nov. 24 - South Padre Island Convention Center - 4/6:30 p.m. (MT)



Jim Les
Head Coach



Daniel Ruffin
5-10 • Sr. • G

GENERAL INFORMATION

Location Peoria, Ill.
Founded 1898
Enrollment 6,154
Colors Red & White
Nickname Braves
Conference Missouri Valley
Arena Carver Arena
Capacity 11,060
President Joanne K. Glasser
Athletics Director Ken Kavanagh
Ticket Office (309) 677-2625

COACHING STAFF

Head Coach Jim Les
Alma Mater Bradley '86
Overall Record 84-73 (5 yrs)
School Record same
Record vs. USU 0-0
Assistant Coaches

Eric Buescher (Illinois State '94)
Alvin Brooks III (Idaho State '02)
Steve Merfeld (Wis.-La Crosse '84)

TEAM INFORMATION

2006-07 Record 22-13
Conference W-L 10-8/4th
Postseason NIT (1-1)
Starters (R/L) 2/3
Letterwinners (R/L) 7/5
Newcomers 7

SERIES INFORMATION

Overall BU leads 2-1
USU at home 1-0
USU on the road 0-2
USU at neutral sites 0-0
Current series streak BU—1 win
Last meeting 12-17-64 (75-69 BU)

MEDIA RELATIONS

Basketball SID Bobby Parker
Office Phone (309) 677-2624
Cell Phone (309) 256-4302
Fax (309) 677-2626
E-Mail bparker@bradley.edu
Press Row (309) 673-8381
Website www.bradley.edu

2007-08 ROSTER

No.	Name	Pos.	Ht.	Yr.	Hometown
0	Tyrone Cole-Scott	G	5-10	Jr.	Waterloo, Iowa
4	David Collins	C	7-0	Jr.	Toronto, Ontario
5	Sam Maniscalco	G	6-0	Fr.	Chicago, Ill.
12	Theron Wilson	G/F	6-5	Jr.	Topeka, Kan.
14	Jeremy Crouch	G	6-5	Sr.	Pekin, Ill.
20	Daniel Ruffin	G	5-10	Sr.	Peoria, Ill.
21	Will Egolf	F/C	6-9	Fr.	Juneau, Alaska
22	Matt Salley	F	6-7	Sr.	Charlotte, N.C.
24	Andrew Warren	G	6-5	So.	Indianapolis, Ind.
25	Ryan Phillips	G	6-3	So.	Peoria, Ill.
32	Rashad Austin	F	6-7	Jr.	Rancho Cucamonga, Calif.
41	Anthony Thompson	C	6-10	Fr.	Houston, Texas
50	Brian Lavin	G	6-0	Jr.	Peoria, Ill.
54	Sam Singh	C	6-9	Jr.	Ozark, Mo.

2007-08 SCHEDULE

11/1	St. Ambrose (Ex.)
11/4	Quincy (Ex.)
11/10	at Illinois-Chicago
11/14	Iowa State
11/18	Maryland-Eastern Shore
11/20	Florida Gulf Coast
11/23	vs. Iowa
11/24	vs. Vanderbilt or Utah State
11/28	at Loyola-Chicago
12/1	Southeast Missouri State
12/4	Michigan State
12/11	at Wright State
12/19	at Butler
12/22	VCU
12/29	Northern Iowa*
1/2	at Missouri State*
1/5	Wichita State*
1/8	at Southern Illinois*
1/12	at Northern Iowa*
1/16	Drake*
1/19	Evansville*
1/23	Illinois State*
1/26	at Wichita State*
1/30	Indiana State*
2/2	at Evansville*
2/6	Missouri State*
2/9	at Illinois State*
2/12	at Indiana State*
2/19	at Drake*
2/23	ESPN Bracketbuster
2/26	Southern Illinois*
3/1	at Creighton*
3/6-9	at MVC Tournament

2006-07 RESULTS

DePaul	W 78-58
SIU-Edwardsville	W 74-58
Illinois-Chicago	W 81-72
Florida A&M	W 107-75
vs. Rutgers	W 101-72
vs. Illinois	L 71-75
at Tennessee Tech	L 84-86
at Michigan State	L 53-82
Wright State	W 88-49
vs. Iowa State	W 76-66
Loyola-Chicago	W 82-73
Southern Miss	W 83-73
at Northern Iowa*	L 65-76
Evansville*	W 85-78
Missouri State*	L 78-86
at Wichita State*	L 63-84
at Drake*	W 89-86
Southern Illinois*	W 88-46
at Indiana State*	W 76-59
at Creighton*	L 54-65
Wichita State*	W 78-63
Illinois State*	W 88-67
at Missouri State*	L 70-85
Creighton*	L 71-82
at Illinois State*	W 70-62
at Southern Illinois*	L 50-60
Drake*	W 100-85
at Evansville*	W 72-71
at VCU	W 73-64
Northern Iowa*	L 70-79
Indiana State*	W 74-58
vs. Northern Iowa (MVCT)	L 70-79
vs. Southern Illinois (MVCT)	L 51-53
Providence (NIT)	W 90-78
at Mississippi State (NIT)	L 72-101



Sat., Nov. 24 - South Padre Island Convention Center - 4/6:30 p.m. (MT)



Todd Lickliter
Head Coach



Tony Freeman
6-1 • Jr. • G

GENERAL INFORMATION

Location Iowa City, Iowa
Founded 1847
Enrollment 29,979
Colors Gold and Black
Nickname Hawkeyes
Conference Big Ten
Arena Carver-Hawkeye
Capacity 15,500
President Sally Mason
Athletics Director Gary Barta
Ticket Office (319) 335-9431

COACHING STAFF

Head Coach Todd Lickliter
Alma Mater Butler '79
Overall Record 131-61 (6 yrs)
School Record 0-0 (1st year)
Record vs. USU 0-0
Assistant Coaches
Joel Cornette (Butler '04)
LaVall Jordan (Butler '01)
Chad Walthall (Concordia '91)

TEAM INFORMATION

2006-07 Record 17-14
Conference W-L 9-7
Postseason None
Starters (R/L) 3/2
Letterwinners (R/L) 6/5
Newcomers 5

SERIES INFORMATION

Overall UI leads 2-0
USU at home 0-0
USU on the road 0-0
USU at neutral sites 0-1
Current series streak UI—2 wins
Last meeting 3-18-83 (64-59 UI)

MEDIA RELATIONS

Basketball SID Steve Roe
Office Phone (319) 339-0980
Cell Phone NA
Fax (319) 335-9417
E-Mail steven-roe@uiowa.edu
Press Row (319) 335-7284
Website www.hawkeyesports.com

2007-08 ROSTER

No.	Name	Pos.	Ht.	Yr.	Hometown
2	David Palmer	C	6-9	So.	Antioch, Tenn.
4	J.R. Angle	G/F	6-7	Jr.	Franklin, Ind.
11	Tony Freeman	G	6-1	Jr.	Maywood, Ill.
15	Dan Bohall	G	6-4	So.	Sioux City, Iowa
24	Justin Johnson	G	6-6	Sr.	Tyler, Texas
30	Jeff Peterson	G	6-0	Fr.	Hyattsville Md.
32	Jake Kelly	G	6-6	Fr.	Carmel, Ind.
40	Cyrus Tate	F	6-8	Jr.	Chicago, Ill.
50	Jarryd Cole	F	6-7	Fr.	Kansas City, Mo.
52	Kurt Looby	F/C	6-10	Sr.	St. John's, Antigua
53	Seth Gorney	C	7-0	Sr.	Vandalia, Ohio

IOWA



SANTA CLARA

Sat., Dec. 1 - Dee Glen Smith Spectrum - 7:05 p.m. (MT)



Kerry Keating
Head Coach



Brody Angley
5-11 • Sr. • G

GENERAL INFORMATION

Location Santa Clara, Calif.
Founded 1851
Enrollment 8,377
Colors Red & White
Nickname Broncos
Conference West Coast
Arena Leavey Center
Capacity 4,500
President Rev. Paul Locatelli
Athletics Director Dan Coonan
Ticket Office (408) 554-4660

COACHING STAFF

Head Coach Kerry Keating
Alma Mater Seton Hall '93
Overall Record 0-0 (1st yr)
School Record 0-0 (1st yr)
Record vs. USU 0-0
Assistant Coaches
Lamont Smith (San Diego '98)
Sam Scullin (Stanford '94)
Sam Scholl (San Diego '01)

TEAM INFORMATION

2006-07 Record 21-10
Conference W-L 10-4/2nd
Postseason None
Starters (R/L) 2/3
Letterwinners (R/L) 8/7
Newcomers 6

SERIES INFORMATION

Overall Tied 3-3
USU at home 1-1
USU on the road 0-2
USU at neutral sites 2-0
Current series streak SCU—1 win
Last meeting ... 12-23-06 (77-75 of SCU)

MEDIA RELATIONS

Basketball SID Jed Mettee
Office Phone (408) 554-2114
Cell Phone (408) 718-1222
Fax (408) 554-6942
E-Mail jmettee@scu.edu
Press Row (408) 554-4655
Website .. www.SantaClaraBroncos.com

2007-08 ROSTER

No.	Name	Pos.	Ht.	Yr.	Hometown
00	Josh Higgins	C	7-0	Sr.	Dayton, Ohio
3	Calvin Johnson	G	6-2	Jr.	Morton, Texas
4	Zac Tiedeman	G	6-2	So.	Santa, Rosa, Calif.
5	Brody Angley	G	5-11	Sr.	Redding, Calif.
10	Ben Dowdell	F	6-7	Fr.	Nowra, Australia
11	Jonathan Gunderson	G	6-4	So.	Laguna Hills, Calif.
12	Scott Thompson	F	7-0	Fr.	Meridian, Idaho
13	Okechukwu Mbanugo	F	6-9	Jr.	Fremont, Calif.
14	Michael Santos	G	6-5	Fr.	Santa Rosa, Calif.
21	Mitch Henke	F	6-7	Sr.	Minnetonka, Minn.
22	Matt Hornbuckle	G	6-3	Fr.	Westlake Village, Calif.
24	Cedric Latimer	F	6-5	So.	Los Angeles, Calif.
34	Andrew Zimmerman	F	6-9	Fr.	Oostburg, Wis.
54	John Bryant	C	6-10	Jr.	San Pablo, Calif.

2007-08 SCHEDULE

11/5 CSU Stanislaus (Ex.)
11/9 CSU Monterey Bay (Ex.)
11/13 at Simpson College
11/17 at Nevada
11/19 at Utah
11/25 at Sacramento State
11/29 at Eastern Washington
12/1 at Utah State
12/8 at San Jose State
12/12 Pacific
12/17 Montana
12/19 vs. Stanford
12/22 at Minnesota
12/28 Cable Care Classic
San Jose State
1/7 at Saint Mary's*
1/12 Loyola Marymount*
1/21 Pepperdine*
1/26 at San Diego*
1/28 at San Francisco*
2/2 Gonzaga*
2/4 Portland*
2/11 Saint Mary's*
2/16 at Pepperdine*
2/18 at Loyola Marymount*
2/23 San Diego*
2/25 San Francisco*
3/1 at Portland*
3/3 at Gonzaga*
3/7-10 at WCC Championships

2006-07 RESULTS

Holy Names W 83-51
Utah W 83-72
at California L 48-73
Nevada L 70-78
San Jose State W 71-53
Hawaii W 68-59
vs. Alabama State W 71-45
at Missouri State L 51-78
at Pacific W 67-49
Eastern Washington W 91-68
at Stanford W 62-46
at Kentucky L 60-74
Utah State W 77-75 ot
Colgate W 53-39
Air Force L 48-78
Saint Mary's* W 76-69
Gonzaga* L 69-77
Portland* W 57-41
at San Diego* W 61-47
at San Francisco* W 61-58
Loyola Marymount* L 71-74
Pepperdine* W 77-55
at Saint Mary's* W 63-57
San Francisco* W 74-62
at Portland* W 76-53
at Gonzaga* W 84-73
San Diego* W 80-72
at Loyola Marymount* L 66-67
at Pepperdine* L 82-89 ot
vs. Saint Mary's (WCT) W 63-47
vs. Gonzaga (WCT) L 68-77



Wed., Dec. 5 - Jon M. Huntsman Center - 8:05 p.m. (MT)



Jim Boylen
Head Coach



Luke Nevill
7-1 • Jr. • C

GENERAL INFORMATION

Location Salt Lake City, Utah
Founded 1850
Enrollment 28,619
Colors Crimson & White
Nickname Utes
Conference Mountain West
Arena Jon M. Huntsman Center
Capacity 15,000
President Michael K. Young
Athletics Director Dr. Chris Hill
Ticket Office (801) 581-UTIX (8849)

COACHING STAFF

Head Coach Jim Boylen
Alma Mater Maine '87
Overall Record 0-0 (1st yr)
School Record 0-0 (1st yr)
Record vs. USU 0-0
Assistant Coaches
Chris Jones (Utah '94)
Jeff Smith (Alma College '95)
Marty Wilson (Pepperdine '89)

TEAM INFORMATION

2006-07 Record 11-19
Conference W-L 6-10/7th
Postseason None
Starters (R/L) 4/1
Letterwinners (R/L) 9/4
Newcomers 3

SERIES INFORMATION

Overall Utah leads 127-91
USU at home 58-51
USU on the road 32-77
USU at neutral sites 0-0
Current series streak USU—1 win
Last meeting 12-06-06 (60-57 USU)

MEDIA RELATIONS

Basketball SID Andy Seeley
Office Phone (801) 581-3771
Cell Phone (801) 580-4411
Fax (801) 581-4358
E-Mail aseely@huntsman.utah.edu
Press Row (801) 581-6657
Website www.UtahUtes.com

2007-08 ROSTER

No.	Name	Pos.	Ht.	Yr.	Hometown
0	Curtis Eatmon	G	6-3	So.	Rancho Cucamonga, Calif.
1	Johnnie Bryant	G	6-0	Sr.	Oakland, Calif.
3	Chris Grant	G	6-3	Sr.	Salt Lake City, Utah
5	Luka Drca	G	6-5	So.	Belgrade, Serbia
11	Lawrence Borha	G	6-3	Jr.	Staten Island, N.Y.
13	Stephen Weigh	G/F	6-6	So.	Rockhampton, Australia
14	Kim Tillie	F	6-9	So.	Cagnes-sur-Mer, France
15	Carlton Brown	G	6-4	Fr.	Riverside, Calif.
21	Shaun Green	F	6-8	Jr.	Salt Lake City, Utah
25	Sayre Brennan	F	6-6	Jr.	Bridgehampton, N.Y.
32	Tyler Kepkay	G	6-0	Jr.	Vancouver, B.C.
45	Morgan Grimm	F	6-9	Fr.	Riverton, Utah
50	Luke Nevill	C	7-1	Jr.	Perth, Australia

UTAH

2007-08 SCHEDULE

11/1	Montana Tech (Ex.)
11/6	Northwest Nazarene (Ex.)
11/9	South Carolina Upstate
11/13	vs. High Point
11/14	vs. Washington/N.J. Institute
11/19	Santa Clara
11/21	at NIT Season Tip Off
11/23	at NIT Season Tip Off
11/28	at Weber State
12/1	UC Irvine
12/5	Utah State
12/8	vs. Oregon
12/15	Missouri State
12/22	at California
12/27	Idaho State
12/31	at Gonzaga
1/5	Air Force*
1/9	Dixie State College
1/16	at San Diego State*
1/19	BYU*
1/22	at New Mexico*
1/26	TCU*
1/30	Wyoming*
2/2	at Colorado State*
2/6	UNLV*
2/9	at Air Force*
2/16	San Diego State*
2/20	at BYU*
2/23	New Mexico*
2/27	at TCU*
3/1	at Wyoming*
3/4	Colorado State*
3/8	at UNLV*
3/12-15	at Mountain West Tournament

2006-07 RESULTS

Southern Utah	L 73-76
at Santa Clara	L 72-83
Colorado	L 59-60
Rice	W 80-64
Weber State	W 67-55
Washington State	W 69-55
at Utah State	L 57-60
at Rhode Island	L 84-85
Cal Poly	W 77-58
vs. Central Florida	L 61-67
vs. Virginia	W 94-70
vs. Northwestern	L 44-77
Albany	L 58-59
at UNLV*	L 94-97 2ot
TCU*	L 68-71
at Colorado State*	L 57-73
at New Mexico*	L 82-86
Air Force*	W 85-79
Wyoming*	W 62-60
at San Diego State*	L 53-63
BYU*	L 66-76
at TCU*	W 70-65
Colorado State*	W 82-77
at Air Force*	L 43-69
UNLV*	L 57-70
at Wyoming*	L 78-86
New Mexico*	W 93-91 2ot
San Diego State*	W 74-68
at BYU*	L 62-85
at UNLV (MWT)	L 54-80

B

CS BAKERSFIELD

Sat., Dec. 8 - Rabobank Arena - 8:05 p.m. (MT)



Keith Brown
Head Coach



Zack Grasmick
6-1 • Sr. • G

GENERAL INFORMATION

Location Bakersfield, Calif.
Founded 1970
Enrollment 8,000
Colors Blue & Gold
Nickname Roadrunners
Conference Independent
Arena Rabobank Arena
Capacity 10,000
President Dr. Horace Mitchell
Athletics Director Rudy Carvajal
Ticket Office (661) 654-2583

COACHING STAFF

Head Coach Keith Brown
Alma Mater Pacific '78
Overall Record 77-130 (7 yrs)
School Record 36-22 (2 yrs)
Record vs. USU 0-1
Assistant Coaches
Brian Dignan (BYU '00)
John Mosley .. (The Master's College '96)
Geoff Probst (San Diego '93)

TEAM INFORMATION

2006-07 Record 15-14
Conference W-L 14-8
Postseason None
Starters (R/L) 1/4
Letterwinners (R/L) 6/5
Newcomers 9

SERIES INFORMATION

Overall USU leads 2-0
USU at home 2-0
USU on the road 0-0
USU at neutral sites 0-0
Current series streak USU—2 wins
Last meeting 12-30-07 (65-49 USU)

MEDIA RELATIONS

Basketball SID Kevin Gilmore
Office Phone (661) 654-6071
Cell Phone (661) 428-1278
Fax (661) 654-6978
E-Mail kgilmore@csb.edu
Press Row (661) 321-9773
Website www.gorunners.com

2007-08 SCHEDULE

11/9	at Cal State Fullerton
11/13	at Saint Mary's
11/17	Fresno State
11/19	Weber State
11/21	at Cal State Northridge
11/25	Pepperdine University
11/30	San Jose State
12/8	Utah State
12/11	Oregon State
12/15	at Cal Poly
12/18	at Weber State
12/22	at UC Riverside
12/28	South Dakota State
1/2	UC Davis
1/5	Pacific
1/7	Loyola Marymount
1/9	at San Diego
1/15	at Sacramento State
1/19	Utah Valley
1/23	at Long Beach State
1/25	at Portland
1/29	at San Jose State
2/6	Wyoming
2/12	at Texas-Pan American
2/16	Long Beach State
2/20	Boise State
2/22	Texas-Pan American
3/1	at Utah Valley
3/4	Cal State Fullerton

2006-07 RESULTS

at Pacific	L 67-75
at Long Beach State	L 70-73
at Loyola Marymount	L 75-83
at San Francisco State*	W 80-64
at CS Monterey Bay*	W 90-53
at San Diego	L 72-92
at St. Mary's	L 57-65
at Pepperdine	W 82-76
at CS Los Angeles*	W 64-50
at Utah State	L 49-65
at CS Stanislaus*	W 59-57
at Chico State*	L 55-61
CS Dominguez Hills*	W 66-50
UC San Diego*	W 67-36
Sonoma State*	L 58-65
Humboldt State*	L 57-61
at Cal Poly Pomona*	W 65-59
at CS San Bernardino*	L 71-77
CS Monterey Bay*	W 76-74
San Francisco State*	W 68-42
CS Los Angeles*	L 63-70
Chico State*	W 74-54
CS Stanislaus*	W 90-78
at UC San Diego*	W 67-56
at CS Dominguez Hills*	W 81-72
at Humboldt State*	L 77-86
at Sonoma State*	L 53-58
CS San Bernardino*	L 66-74
Cal Poly Pomona*	W 58-49

2007-08 ROSTER

No.	Name	Pos.	Ht.	Yr.	Hometown
3	Javarus Stewart	G	6-0	Jr.	Camilla, Ga.
5	Alex Johnson	G	5-10	Fr.	Toronto, Ontario
11	Donovan Bragg	G	6-3	Fr.	Inglewood, Calif.
12	Trent Blakley	G/F	6-4	So.	Alta Loma, Calif.
20	Robert Rose	G	6-2	So.	Sacramento, Calif.
21	Ryan Brown	G/F	6-5	So.	Crystal Lake, Ill.
22	Terence Johns	G	6-3	Jr.	Chicago, Ill.
23	Zack Grasmick	G	6-1	Sr.	Strathmore, Calif.
32	Demarcus Hall	F	6-7	Sr.	Richmond, Calif.
34	Rick Robinson	F	6-7	Sr.	Ocho Rios, Jamaica
42	Santwon Latunde	F	6-6	Jr.	Landover, Md.
52	Cory Brown	C	6-9	RFr.	Lakeside, Calif.
55	Donald Lee	F	6-6	Jr.	Los Angeles, Calif.



PRAIRIE VIEW A&M

Sat., Dec. 15 - Dee Glen Smith Spectrum - 7:05 p.m. (MT)

Byron Rimm II
Head CoachBrian Ezech
6-4 • Sr. • F

GENERAL INFORMATION

Location Prairie View, Texas
 Founded 1876
 Enrollment 8,080
 Colors Panthers
 Nickname Purple & Gold
 Conference Southwestern Athletic
 Arena William Nicks Building
 Capacity 5,520
 President Dr. George C. Wright
 Athletics Director .. Charles McClelland
 Ticket Office (936) 261-9111

COACHING STAFF

Head Coach Byron Rimm II
 Alma Mater CS Los Angeles '99
 Overall Record 55-61 (4 yrs)
 School Record 8-22 (1 yr)
 Record vs. USU 0-0
 Assistant Coaches
 Talvin Hester (Texas Wesleyan '03)
 LeVon Barnes (Campbell, '04)

TEAM INFORMATION

2006-07 Record 8-22
 Conference W-L 6-12
 Postseason None
 Starters (R/L) 3/2
 Letterwinners (R/L) 6/4
 Newcomers 10

SERIES INFORMATION

Overall First Meeting
 USU at home 0-0
 USU on the road 0-0
 USU at neutral sites 0-0
 Current series streak NA
 Last meeting NA

MEDIA RELATIONS

Basketball SID Andrew Roberts
 Office Phone (936) 261-9106
 Cell Phone NA
 Fax (936) 261-9159
 E-Mail alroberts@pvamu.edu
 Press Row (936) 857-4302
 Website sports.pvamu.edu

2007-08 ROSTER

No.	Name	Pos.	Ht.	Yr.	Hometown
1	Jacoby Satterwhite	G	6-1	So	Corpus Christi, Texas
2	Rodney Meadows	G	6-2	So	Fort Worth, Texas
5	Derek Johnson	G	6-1	Jr.	Euless, Texas
10	Jaime Morgan	G	6-8	Fr.	Atlanta, Ga.
13	Aaron Smith	G	6-3	Sr.	Arlington, Texas
21	Ahmed Khalfan	F	6-9	Jr.	San Francisco, Calif.
22	Jeremy Malone	F	6-4	Fr.	Houston, Texas
23	Brian Ezech	G	6-4	Sr.	Houston, Texas
25	Freddie Edoh	G	6-1	So.	Houston, Texas
30	Blake Thompson	F	7-0	Jr.	Victoria, Texas
31	Jonathon Dixon	F	6-5	Sr.	Houston, Texas
32	Terrence Garrison	F	6-7	So.	Dallas, Texas
33	Johnnie Cobb	F	6-8	Sr.	Charleston, S.C.
40	Jacobe Shivers	F	6-8	Jr.	Dallas, Texas
44	Dorian McDaniel	G	6-6	So.	Los Angeles, Calif.
50	Pierre Epouner	F	6-8	Fr.	Cameroon, Africa
52	Terrance Moore	F	6-8	Jr.	New York, NY

2007-08 SCHEDULE

11/9	at Oklahoma State
11/16	at Tennessee
11/18	at West Virginia
11/20	Jarvis Christian College
11/26	Norfolk State
11/29	Texas State
12/8	at Air Force
12/11	at New Mexico State
12/15	at Utah State
12/20	at Southern Methodist
12/22	Texas Christian
12/29	at Baylor
1/5	Southern*
1/7	Alcorn State*
1/12	at Texas Southern*
1/19	at Jackson State*
1/21	at Grambling State*
1/26	Arkansas-Pine Bluff*
1/28	Mississippi Valley State*
2/2	at Alabama A&M*
2/4	at Alabama State*
2/9	Texas Southern*
2/16	Jackson State*
2/18	Grambling State*
2/23	at Arkansas-Pine Bluff*
2/25	Mississippi Valley State*
3/1	Alabama A&M*
3/3	Alabama State*
3/6	at Southern*
3/8	at Alcorn State*

2006-07 RESULTS

at Texas A&M	L 49-81
SW Assembly of God	W 61-57
at Ball State	L 48-65
at Florida	L 33-94
Tennessee State	L 66-70
Chattanooga	L 66-79
at Houston	L 54-101
at Southern Methodist	L 51-68
at Tulsa	L 54-83
at Rice	L 65-82
at Baylor	L 61-103
at Alcorn State*	L 64-71
at Southern University*	L 58-63
Texas Southern*	L 67-71
Huston Tillot	W 89-70
Grambling State*	L 52-66
Jackson State*	L 62-74
at Mississippi Valley State*	L 61-64
at Arkansas-Pine Bluff*	L 56-61
Alabama State*	W 50-47
Alabama A&M*	W 60-58
at Texas Southern*	W 66-65
at Grambling State*	L 73-87
at Jackson State*	L 67-79
Mississippi Valley State*	W 47-45
Arkansas-Pine Bluff*	L 67-70
at Alabama State*	W 74-60
at Alabama A&M*	L 66-86
Alcorn State*	W 78-73
Southern University*	L 51-66



UTAH VALLEY

Thur., Dec. 20 - Dee Glen Smith Spectrum - 8:05 p.m. (MT)

Dick Hunsaker
Head CoachRyan Toolson
6-4 • Jr. • G

GENERAL INFORMATION

Location Orem, Utah
 Founded 1941
 Enrollment 24,000
 Colors Forest Green, Gold & White
 Nickname Wolverines
 Conference Independent
 Arena McKay Center
 Capacity 8,500
 President Dr. William A. Sederburg
 Athletics Director .. Michael V. Jacobsen
 Ticket Office (801) 863-7469

COACHING STAFF

Head Coach Dick Hunsaker
 Alma Mater Weber State '77
 Overall Record 271-116 (13 yrs)
 School Record 104-43 (5 yrs)
 Record vs. USU 0-2
 Assistant Coaches
 Isaac Turley (BYU-Hawai'i '01)
 Jared Barrett

TEAM INFORMATION

2006-07 Record 22-7
 Conference W-L NA
 Postseason None
 Starters (R/L) 1/4
 Letterwinners (R/L) 6/5
 Newcomers 6

SERIES INFORMATION

Overall USU leads 2-0
 USU at home 1-0
 USU on the road 0-1
 USU at neutral sites 0-0
 Current series streak USU—2 wins
 Last meeting 1-10-07 (81-70 USU)

MEDIA RELATIONS

Basketball SID Brent Johnson
 Office Phone (801) 863-6231
 Cell Phone (801) 361-7551
 Fax (801) 863-8813
 E-Mail johnsobe@uvsc.edu
 Press Row (801) 863-5209
 Website www.wolverinegreen.com

2007-08 ROSTER

No.	Name	Pos.	Ht.	Yr.	Hometown
3	Jabir Jinna	G	6-0	Jr.	West Covina, Calif.
5	Kevin Woods II	G	6-1	Fr.	Chicago, Ill.
10	Ryan Toolson	G	6-4	Jr.	Gilbert, Ariz.
11	Josh Olsen	G	6-1	Jr.	Sandy, Utah
12	Richard Troyer	F	6-5	Sr.	Belize City, Belize
20	Jordan Swarbrick	G	6-6	So.	El Dorado, Calif.
22	Matt Komenda	F	6-5	Fr.	Mesa, Ariz.
23	Joe Walker	C	6-8	Sr.	Long Beach, Calif.
30	Brian Anderson	F	6-8	Fr.	Lamar, Colo.
32	Jordan Brady	F	6-6	Sr.	Vernal, Utah
35	Paul Rinehart	C	6-7	So.	Whitehall, Pa.
42	Rory Fannon	C	6-9	Fr.	North Shore City, New Zealand
50	Brett Ravenberg	C	6-8	Jr.	Katy, Texas

2007-08 SCHEDULE

11/9	at Boise State
11/12	at Marquette
11/14	at Arkansas State
11/20	Troy
11/24	Great Falls
11/28	at San Francisco
12/1	Portland State
12/5	at Cal State Northridge
12/7	at UC Santa Barbara
12/13	Boise State
12/15	at Southern Utah
12/20	at Utah State
12/21	vs. Furman/Northern Arizona
12/28	Cal State Northridge
12/31	San Francisco
1/5	at Troy
1/8	at Lamar
1/12	at Chicago State
1/15	at Louisiana-Lafayette
1/19	at Cal State Bakersfield
1/22	North Carolina Central
1/26	Johnson and Wales
1/30	Arkansas State
2/2	at New Jersey Tech
2/9	Chicago State
2/16	at Savannah State
2/19	at North Carolina Central
2/23	New Jersey Tech
3/1	Cal State Bakersfield

2006-07 RESULTS

Montana State	W 69-37
Montana	W 74-57
at California	L 47-60
Great Falls	W 65-47
at Western Illinois	W 77-75
at Southern Utah	L 60-68
at Portland State	L 69-71
at UMKC	W 91-79
Utah State	L 65-69
at Montana State	W 60-53
at Idaho State	L 62-76
Southern Utah	W 64-55
Albany	W 73-66
UMKC	W 74-59
at UC Davis	W 57-38
at Utah State	L 70-81
Longwood	W 80-52
Johnson & Wales	W 95-55
at South Dakota State	W 66-54
at North Dakota State	L 53-61
New Jersey Tech	W 86-55
IPFW	W 96-66
UC Davis	W 88-59
at Texas Pan-American	W 81-76
North Dakota State	W 66-64
South Dakota State	W 83-56
at IPFW	W 72-63
at New Jersey Tech	W 77-47
Texas Pan-American	W 66-57



OPPONENTS



FURMAN



NORTHERN ARIZONA

Fri., Dec. 21 - Dee Glen Smith Spectrum - 5:30/8 p.m. (MT)

Fri., Dec. 21 - Dee Glen Smith Spectrum - 5:30/8 p.m. (MT)



Jeff Jackson
Head Coach



Tony Anderson
6-0 • So. • G

GENERAL INFORMATION

Location Greenville, S.C.
Founded 1826
Enrollment 2,630
Colors Purple and White
Nickname Paladins
Conference Southern
Arena Timmons Arena
Capacity 5,000
President Dr. David Shi
Athletics Director Dr. Gary Clark
Ticket Office (864) 294-3099

COACHING STAFF

Head Coach Jeff Jackson
Alma Mater Cornell '84
Overall Record 36-76 (4 yrs)
School Record 15-16 (1 yr)
Record vs. USU 0-0
Assistant Coaches
Mark Price (Samford '98)
James Strong (Vanderbilt '00)
John Montgomery .. (Loyola Marymount '07)

TEAM INFORMATION

2006-07 Record 15-16
Conference W-L 8-10/3rd
Postseason None
Starters (R/L) 1/4
Letterwinners (R/L) 7/6
Newcomers 7

SERIES INFORMATION

Overall First Meeting
USU at home 0-0
USU on the road 0-0
USU at neutral sites 0-0
Current series streak N/A
Last meeting N/A

MEDIA RELATIONS

Basketball SID Hunter Reid
Office Phone (864) 294-2061
Cell Phone N/A
Fax (864) 294-3620
E-Mail Hunter.Reid@Furman.edu
Press Row (864) 294-3620
Website www.furmanpaladins.com

2007-08 ROSTER

No.	Name	Pos.	Ht.	Yr.	Hometown
0	Bobby Austin	G	6-3	Fr.	Cincinnati, Ohio
1	Justin Dehm	G	6-1	Fr.	Peoria, Ill.
3	Peter Carroll	G	5-11	So.	Greenville, S.C.
5	Darryl Evans	G	6-1	So.	Spartanburg, S.C.
11	Jordan Miller	G	6-2	Fr.	Memphis, Tenn.
14	George Brozos	F	6-5	Sr.	Thessaloniki, Greece
15	Tony Anderson	G	6-0	So.	Greenville, S.C.
21	Emmanuel Perry	F	6-3	So.	Lawrenceville, Ga.
22	Eric Watts	G	5-11	Fr.	Atlanta, Ga.
32	Bryson Barnes	F	6-5	Fr.	Atlanta, Ga.
33	Noah States	F	6-8	Fr.	Roanoke, Va.
41	Alex Opacic	F	6-9	Jr.	Bankstown, Australia
50	Stanley Jones	F/C	6-9	Jr.	Miami, Fla.

2007-08 SCHEDULE

11/3	USC Aiken (Ex.)
11/9	at UNC Asheville
11/12	at Clemson
11/17	at Saint Louis
11/23	Georgia Southern*
11/27	Bowling Green
12/1	at Elon*
12/5	at Mercer
12/15	at UNC Greensboro*
12/20	vs. Northern Arizona
12/21	vs. Utah State/Utah Valley
12/28	vs. Cal State Fullerton
12/29	vs. St. Mary's/Howard
1/3	Western Carolina*
1/5	Chattanooga*
1/10	at Western Carolina*
1/12	Elon*
1/16	Davidson*
1/19	College of Charleston*
1/24	Appalachian State*
1/26	at Georgia Southern*
1/31	The Citadel*
2/2	at Wofford*
2/7	at Chattanooga*
2/10	UNC Greensboro*
2/16	at Davidson*
2/18	Wofford*
2/21	at Appalachian State*
2/28	at The Citadel*
3/1	at College of Charleston*
3/7-10	at Southern Conference Tour.

2006-07 RESULTS

Charleston Southern	W 88-69
Erskine	W 67-55
at Clemson	L 58-67
at Bowling Green	W 63-59
at North Dakota State	L 58-60
at Vanderbilt	W 70-62
UNC Asheville	L 67-75
USC Aiken	W 79-54
UNC Greensboro*	L 86-91 2ot
at San Diego	L 70-81
at California	L 50-84
Mercer	W 83-69
Chattanooga*	W 69-56
at Georgia Southern*	L 70-72
Davidson*	L 63-71
at College of Charleston*	L 55-67
Wofford*	W 68-65
Western Carolina*	W 79-67
The Citadel*	W 63-59
at Appalachian State*	L 63-77
at UNC Greensboro*	L 54-69
at Chattanooga*	W 68-61
Appalachian State*	W 76-72 2ot
at Elon*	W 69-64
Georgia Southern*	L 55-57
at The Citadel*	W 69-51
College of Charleston*	L 77-80 2ot
at Davidson*	L 57-75
at Wofford*	L 67-76
vs. UNC Greensboro (SCT)	W 76-71
vs. Davidson (SCT)	L 68-91



Mike Adras
Head Coach



Kyle Landry
6-9 • Sr. • F

GENERAL INFORMATION

Location Flagstaff, Ariz.
Founded 1899
Enrollment 21,352
Colors Gold and Blue
Nickname Lumberjacks
Conference Big Sky
Arena J.L. Walkup Skydome
Capacity 7,000
President Dr. John Haeger
Athletics Director Jim Fallis
Ticket Office (928) 523-5661

COACHING STAFF

Head Coach Mike Adras
Alma Mater... UC Santa Barbara '83
Overall Record 129-106 (8 yrs)
School Record 129-106 (8 yrs)
Record vs. USU 1-1
Assistant Coaches
Rob Bishop (Chico State '96)
Billy Hix (Northern Arizona '01)
Kenneth Turner

TEAM INFORMATION

2006-07 Record 18-12
Conference W-L 11-5/1-1st
Postseason None
Starters (R/L) 3/2
Letterwinners (R/L) 6/5
Newcomers 8

SERIES INFORMATION

Overall USU leads 2-1
USU at home 1-0
USU on the road 0-1
USU at neutral sites 0-0
Current series streak USU—1 win
Last meeting 12-9-99 (80-58 USU)

MEDIA RELATIONS

Basketball SID Steve Shaff
Office Phone (928) 523-6792
Cell Phone (928) 606-6628
Fax (928) 523-6793
E-Mail Steven.Shaff@nau.edu
Press Row (928) 523-1912
Website www.nauathletics.com

2007-08 ROSTER

No.	Name	Pos.	Ht.	Yr.	Hometown
1	Matt Johnson	G	6-2	Jr.	Sacramento, Calif.
10	Cameron Jones	G	6-3	Fr.	Los Angeles, Calif.
14	Nathan Geiser	G	6-4	Sr.	Tonkawa, Okla.
20	Deveric Taylor	G	6-2	Fr.	DeSoto, Texas
21	Josh Wilson	G	6-2	Jr.	Longview, Wash.
22	Jermaine Bishop	G	6-1	Jr.	Del Rio, Texas
23	George Sharp	G	6-2	Sr.	Muskegon, Mich.
25	Ryan McCurdy	F	6-10	Sr.	Gilbert, Ariz.
31	Zach Filzen	G/F	6-3	Fr.	North Field, Minn.
32	Nick Larson	F	6-8	So.	Ventura, Calif.
33	Kyle Landry	F	6-9	Sr.	Calgary, Alberta
34	Jermaine Calvin	G	5-10	Sr.	Tempe, Ariz.
40	Shane Johannsen	F	6-7	Fr.	Phoenix, Ariz.
42	Zarko Comagic	F	6-6	Jr.	Kraljevo, Serbia
52	Keith Olsen	F	6-9	Fr.	Minden, Nev.

2007-08 SCHEDULE

11/2	Concordia (Ex.)
11/11	Adams State
11/13	at Arizona
11/17	UMKC
11/19	at Mississippi Valley State
11/21	at Kansas
11/28	Pepperdine
12/1	Western Kentucky
12/5	UNLV
12/9	Cal Poly
12/15	at San Jose State
12/17	Haskell
12/20	vs. Furman
12/21	vs. Utah State/Utah Valley
12/30	Northern Colorado*
1/3	at Eastern Washington*
1/5	at Portland State*
1/10	Montana*
1/12	Montana State*
1/19	at Sacramento State*
1/25	at Weber State*
1/27	at Idaho State*
1/31	at Northern Colorado*
2/7	Portland State*
2/10	Eastern Washington*
2/14	at Montana State*
2/16	at Montana*
2/21	Sacramento State*
2/23	ESPN Bracket Buster
2/28	Weber State*
3/1	Idaho State*
3/8-12	at Big Sky Tournament

2006-07 RESULTS

at Kansas	L 57-91
at Arizona State	W 75-71
at Arizona	L 79-101
Montana State Northern	W 85-62
Mississippi Valley State	W 107-77
at San Francisco	L 73-82
vs. UNLV	L 53-93
San Francisco	W 84-62
Haskell	W 106-72
at Pepperdine	L 86-101
at Cal Poly	L 60-82
Sacramento State*	W 96-82
Weber State*	L 73-81
Portland State*	W 85-78
Eastern Washington*	W 109-101
at Northern Colorado*	L 86-88
at Sacramento State*	W 94-71
at Eastern Washington*	W 91-80
at Portland State*	L 78-83
Montana*	L 71-74
Montana State*	W 86-76
at Idaho State*	W 102-98 2ot
at Weber State*	L 79-86
Idaho State*	W 76-63
San Jose State*	W 78-67
at Montana*	W 88-81
at Montana State*	W 92-84 2ot
Northern Colorado*	W 89-77
vs. Montana (BST)	W 78-71
at Weber State (BST)	L 80-88

QUICK FACTS

OUTLOOK

AGGIE BIOS

COACHES

OPPONENTS

SEASON REVIEW

RECORDS

UNIVERSITY

ORAL ROBERTS



HAWAII

Sat., Dec. 29 - Dee Glen Smith Spectrum - 7:05 p.m. (MT)

Thur., Jan. 3 - Dee Glen Smith Spectrum - 7:05 p.m. (MT)
Sat., Feb. 16 - Stan Sheriff Center - 10:05 p.m. (MT)



Scott Sutton
Head Coach



Marchello Vealy
6-7 • Jr. • F

GENERAL INFORMATION

Location Tulsa, Okla.
Founded 1963
Enrollment 5,109
Colors .. Vegas Gold, Navy Blue & White
Nickname Golden Eagles
Conference Summit League
Arena Mabee Center
Capacity 10,575
President Dr. Richard Roberts
Athletics Director Mike Carter
Ticket Office (918) 495-6000

COACHING STAFF

Head Coach Scott Sutton
Alma Mater Oklahoma State '95
Overall Record 144-102 (9 yrs)
School Record 144-102 (9 yrs)
Record vs. USU 0-3
Assistant Coaches
Chris Crutchfield (Neb.-Omaha '92)
Tom Hankins (Northeastern St. '90)
Conley Phipps (Northeastern St. '90)

TEAM INFORMATION

2006-07 Record 23-11
Conference W-L 12-2/1st
Postseason NCAA (0-1)
Starters (R/L) 3/2
Letterwinners (R/L) 7/4
Newcomers 5

SERIES INFORMATION

Overall USU leads 5-1
USU at home 2-0
USU on the road 2-1
USU at neutral sites 1-0
Current series streak USU—4 wins
Last meeting 02-17-07 (71-65 USU)

MEDIA RELATIONS

Basketball SID Cris Belvin
Office Phone (918) 495-7181
Cell Phone (918) 625-2152
Fax (918) 495-7142
E-Mail cbelvin@oru.edu
Press Row (918) 495-6646
Website ... www.orugoldeneagles.com

2007-08 ROSTER

No.	Name	Pos.	Ht.	Yr.	Hometown
1	Jahaziel Howard	G	6-5	Fr.	Fairburn, Ga.
2	Andre Hardy	F	6-6	Fr.	San Diego, Calif.
3	Yemi Ogunoye	F	6-9	Sr.	Cedar Hill, Texas
4	Curtis Allen	G	6-4	Jr.	Long Beach, Calif.
5	Kelvin Sango	G	6-3	Jr.	Tulsa, Okla.
10	Robert Jarvis	G	5-11	Jr.	Humble, Texas
11	Adam Liberty	G	6-2	Sr.	Oklahoma City, Okla.
12	Jonathan Dunn	G	6-4	Fr.	Toledo, Ohio
13	Moses Ehambe	G/F	6-6	Sr.	Arlington, Texas
21	Marcus Lewis	F	6-8	Jr.	Long Beach, Calif.
23	Joe Moore	G	6-0	So.	Tulsa, Okla.
25	Kyron Stokes	G	6-4	Fr.	Mansfield, Texas
32	Ben Haynes	G	6-2	Jr.	Pullman, Wash.
33	Shawn King	C	6-10	Sr.	Bequia, St. Vincent
44	Marchello Vealy	F	6-7	Jr.	Oklahoma City, Okla.

2007-08 SCHEDULE

11/3	Rogers State (Ex.)
11/6	Upper Iowa (Ex.)
11/9	Southwestern Oklahoma St.
11/12	at Texas A&M
11/13	vs. UTEP/Texas A&M CC
11/20	Louisiana-Lafayette
11/24	at Lamar
11/27	Tulsa
12/1	at Arkansas
12/6	North Dakota State*
12/8	South Dakota State*
12/18	at Texas
12/20	at Oklahoma State
12/29	at Utah State
1/5	at Centenary*
1/10	at IPFW*
1/12	at Oakland*
1/17	IUPUI*
1/19	Western Illinois*
1/24	at UMKC*
1/26	at Southern Utah*
2/2	Centenary*
2/7	Oakland*
2/9	IPFW*
2/14	at Western Illinois*
2/16	at IUPUI*
2/19	Southern Utah*
2/21	UMKC*
2/23	ESPN BracketBuster
2/28	at South Dakota State*
3/1	at North Dakota State*
3/8-11	at Summit League Tournament

2006-07 RESULTS

at Loyola Marymount	L 65-68
at Kansas	W 78-71
Louisiana-Lafayette	W 54-51
Panhandle State	W 91-41
at Tulsa	L 57-75
Akron	L 59-61
Lamar	W 88-63
at Georgetown	L 58-73
at Chattanooga	L 72-76
Montana	W 69-58
at Arkansas	L 56-68
vs. Seton Hall	W 76-74
at BYU	L 62-72
vs. Liberty	W 90-58
Western Illinois*	W 65-46
Valparaiso*	W 75-60
at Southern Utah*	W 69-61
at UMKC*	W 75-68
Chicago State	W 59-53
at Centenary*	W 89-66
Oakland*	W 73-63
IUPUI*	W 77-66
at Valparaiso*	L 67-70 of
at Western Illinois*	W 67-60
UMKC*	W 74-68
Southern Utah*	W 79-57
Centenary*	W 85-80
Utah State	L 65-71
at IUPUI*	W 83-73
at Oakland*	L 84-85 of
vs. Centenary (SLT)	W 79-59
vs. IUPUI (SLT)	W 75-64
vs. Oakland (SLT)	W 71-67
vs. Washington State (NCAA)	L 54-70



Bob Nash
Head Coach



Bobby Nash
6-6 • Sr. • G/F

GENERAL INFORMATION

Location Honolulu, Hawai'i
Founded 1907
Enrollment 20,307
Colors Green, White, Black & Silver
Nickname Rainbow Warriors
Conference Western Athletic
Arena Stan Sheriff Center
Capacity 10,300
Interim Chancellor Virginia Hinshaw
Athletics Director Herman Frazier
Ticket Office (808) 956-4481

COACHING STAFF

Head Coach Bob Nash
Alma Mater Hawai'i '84
Overall Record 0-0 (1st yr)
School Record 0-0 (1st yr)
Record vs. USU 0-0
Assistant Coaches
Larry Farmer (UCLA '75)
Jackson Wheeler (Marymount '82)
Eran Ganot (Swarthmore '03)

TEAM INFORMATION

2006-07 Record 18-13
Conference W-L 8-8/T-5th
Postseason None
Starters (R/L) 3/2
Letterwinners (R/L) 7/6
Newcomers 8

SERIES INFORMATION

Overall USU leads 5-3
USU at home 4-1
USU on the road 0-2
USU at neutral sites 1-0
Current series streak USU—2 wins
Last meeting 3-8-07 (73-70 USU)

MEDIA RELATIONS

Basketball SID Neal Iwamoto
Office Phone (808) 956-9748
Cell Phone (808) 375-6819
Fax (808) 956-4470
E-Mail niwamoto@hawaii.edu
Press Row (808) 956-9408
Website www.hawaiiathletics.com

2007-08 ROSTER

No.	Name	Pos.	Ht.	Yr.	Hometown
0	Kareem Nitoto	G	6-3	Fr.	San Leandro, Calif.
2	Matt Gibson	G	6-5	Sr.	Oklahoma City, Okla.
3	Gary Satterwhite	G	6-3	Fr.	Honolulu, O'ahu
10	Conrad Fitzgerald	G/F	6-4	Fr.	Woodland Hills, Calif.
12	Ji Xiang	F	6-10	Fr.	Zhengzhou, Henan, China
20	Jared Dillenger	G/F	6-5	Fr.	Littleton, Colo.
21	Paul Campbell	F	6-10	So.	Toronto, Ontario
22	Riley Luettgerodt	G/F	6-5	Sr.	Gladstone, Ore.
23	Jack Miller	G	6-3	So.	Honolulu, O'ahu
24	Adhar Mayen	F	6-8	So.	Pflugerville, Texas
30	P.J. Owsley	F	6-8	Sr.	Bozeman, Mont.
32	Beau Albrechtson	G	6-4	Fr.	Honolulu, O'ahu
33	Bobby Nash	G/F	6-6	Sr.	Honolulu, O'ahu
35	Stephen Verwers	C	6-11	Sr.	Weatherford, Texas
41	Bill Amis	F	6-9	So.	Oklahoma City, Okla.
50	Alex Veit	F	6-8	Sr.	Salem, Ore.

2007-08 SCHEDULE

11/9	San Diego
11/16	Illinois
11/18	Alcorn State
11/21	at New Mexico
11/27	Coppin State
12/2	at San Diego
12/9	Long Beach State
12/19	vs. Louisiana-Lafayette
12/21	Outrigger Rainbow Classic
12/22	Outrigger Rainbow Classic
12/27	New Mexico
12/30	Centenary
1/3	at Utah State*
1/5	at San Jose State*
1/12	Nevada*
1/14	San Jose State*
1/19	Fresno State*
1/24	at Boise State*
1/26	at Idaho*
1/31	New Mexico State*
2/2	Louisiana Tech*
2/9	at Nevada*
2/16	Utah State*
2/20	at Fresno State*
2/23	at ESPN Bracketbuster
2/28	Idaho*
3/1	Boise State*
3/6	*at Louisiana Tech
3/8	*at New Mexico State
3/11-15	at WAC Tournament

2006-07 RESULTS

at UNLV	L 59-73
Coppin State	W 79-67
Oregon State	W 85-41
vs. Hofstra	W 80-79
vs. California	L 56-72
vs. Pacific	W 71-60
at Santa Clara	L 59-68
UNLV	L 58-61
Northwestern State	W 89-78
San Francisco	W 89-85
Nebraska	W 81-72
Creighton	W 76-60
Tennessee-Martin	W 66-53
at New Mexico State*	L 86-92
at Louisiana State*	L 67-70
Fresno State*	W 83-66
Nevada*	L 66-68 of
at Idaho*	L 75-76
at Boise State*	L 62-73
San Jose State*	W 72-52
Utah State*	W 69-61
at Fresno State*	W 54-42
at Nevada*	L 68-69
Louisiana Tech*	W 74-50
New Mexico State*	L 68-71
at Utah State*	L 50-58
at Long Beach State	W 93-78
at San Jose State*	W 67-55
Idaho*	W 81-64
Boise State*	W 92-75
vs. Utah State (WACT)	L 70-73



OPPONENTS



NEVADA

Sat., Jan. 5 - Lawlor Events Center - 8:05 p.m. (MT)
Sat., Feb. 2 - Dee Glen Smith Spectrum - 7:05 p.m. (MT)



Mark Fox
Head Coach



Marcelus Kemp
6-5 • Sr. • G

GENERAL INFORMATION

Location Reno, Nev.
Founded 1874
Enrollment 17,000
Colors Blue & Silver
Nickname Wolf Pack
Conference Western Athletic
Arena Lawlor Events Center
Capacity 11,536
President Dr. Milton Glick
Athletics Director Cary Groth
Ticket Office (775) 348-PACK

COACHING STAFF

Head Coach Mark Fox
Alma Mater .. Eastern New Mexico '91
Overall Record 81-18 (4 yrs)
School Record 81-18 (4 yrs)
Record vs. USU 3-3
Assistant Coaches
David Carter (Saint Mary's '89)
Kwanza Johnson (Tulsa '95)
Doug Novsek (Southern Illinois '87)

TEAM INFORMATION

2006-07 Record 29-5
Conference W-L 14-2/1st
Postseason NCAA (1-1)
Starters (R/L) 1/4
Letterwinners (R/L) 9/4
Newcomers 3

SERIES INFORMATION

Overall USU leads 25-10
USU at home 11-1
USU on the road 7-9
USU at neutral sites 1-0
Current series streak USU—2 wins
Last meeting 3-09-07 (79-77 USU)

MEDIA RELATIONS

Basketball SID Rhonda Lundin
Office Phone (775) 682-6981
Cell Phone (775) 742-2548
Fax (775) 784-4386
E-Mail rlundin@unr.edu
Press Row (775) 784-4404
Website .. www.nevadawolfpack.com

2007-08 ROSTER

No.	Name	Pos.	Ht.	Yr.	Hometown
0	Brandon Fields	G	6-4	So.	Arlington, Texas
1	Lyndale Burleson	G	6-3	Jr.	Seattle, Wash.
3	Armon Johnson	G	6-3	Fr.	Reno, Nev.
4	Demarshay Johnson	F	6-9	Sr.	Oakland, Calif.
13	Matt LaGrone	F	6-8	So.	San Diego, Calif.
15	Malik Cooke	F	6-5	Fr.	Charlotte, N.C.
20	Ray Kraemer	G	6-4	So.	Kemah, Texas
21	Marcelus Kemp	G	6-5	Sr.	Seattle, Wash.
23	Tyrone Hanson	F	6-6	So.	New York, N.Y.
24	Richie Phillips	F	6-7	So.	Seattle, Wash.
25	David Ellis	C	7-1	Sr.	Sacramento, Calif.
34	JaVale McGee	F	7-0	So.	Flint, Mich.
35	Curry Lynch	G	6-1	Sr.	Virginia City, Nev.
55	Adam Carp	F	6-7	Fr.	Clayton, Calif.

2007-08 SCHEDULE

11/3	Seattle Pacific (Ex.)
11/11	at Central Florida
11/13	at UC Irvine
11/17	Santa Clara
11/24	at UNLV
11/28	California
12/1	at Pacific
12/8	Montana State
12/12	San Diego
12/16	Central Florida
12/19	Colorado State
12/22	at Northern Iowa
12/27	at North Carolina
12/31	Cal State Stanislaus
1/5	Utah State*
1/10	at San Jose State*
1/13	at Hawai'i*
1/17	Idaho*
1/19	Boise State*
1/24	at New Mexico State*
1/26	at Louisiana Tech*
1/31	Fresno State*
2/2	at Utah State*
2/7	San Jose State*
2/9	Hawai'i*
2/14	at Boise State*
2/16	at Idaho*
2/23	at BracketBuster
2/28	New Mexico State*
3/1	Louisiana Tech*
3/8	at Fresno State*
3/11-15	at WAC Tournament

2006-07 RESULTS

Alaska-Anchorage	W 85-62
at Oregon State	W 75-47
Arkansas-Pine Bluff	W 82-63
UC Irvine	W 83-64
at Santa Clara	W 78-70
at Louisiana-Lafayette	W 86-74
vs. California	W 77-71
UNLV	L 49-58
St. Mary's	W 76-58
Pacific	W 60-53
at Akron	W 73-71
Maine	W 89-69
vs. Gonzaga	W 82-74
Idaho*	W 81-55
Boise State*	W 90-86
at San Jose State*	W 72-63
at Hawai'i*	W 68-66
Fresno State*	W 85-75
at New Mexico State*	L 73-80
Louisiana Tech*	W 84-67
Utah State*	W 79-62
at Louisiana Tech*	W 79-71
Hawai'i*	W 69-68
at Fresno State*	W 81-68
San Jose State*	W 68-60
Northern Iowa	W 79-64
at Idaho*	W 84-68
at Boise State*	W 95-81
at Utah State*	L 77-79
*New Mexico State	W 69-65
vs. Idaho (WACT)	W 88-56
vs. Utah State (WACT)	L 77-79
vs. Creighton (NCAA)	W 77-71
vs. Memphis (NCAA)	L 62-78



NEW MEXICO STATE

Sat., Jan. 12 - Dee Glen Smith Spectrum - 7:05 p.m. (MT)
Sat., Jan. 26 - Pan American Center - 4:05 p.m. (MT)



Marvin Menzies
Head Coach



Justin Hawkins
6-6 • Sr. • G/F

GENERAL INFORMATION

Location Las Cruces, N.M.
Founded 1888
Enrollment 16,428
Colors Crimson & White
Nickname Aggies
Conference Western Athletic
Arena Pan American Center
Capacity 12,482
President Dr. Mike Martin
Athletics Director .. Dr. McKinley Boston
Ticket Office (505) 646-1420

COACHING STAFF

Head Coach Marvin Menzies
Alma Mater UCLA '87
Overall Record 0-0 (1st yr)
School Record 0-0 (1st yr)
Record vs. USU 0-0
Assistant Coaches
Matt Grady (Saint Joseph's '01)
John McMullin (CS Northridge '62)
Chris Pompey (Pittsburgh '84)

TEAM INFORMATION

2006-07 Record 25-9
Conference W-L 11-5/2nd
Postseason NCAA (0-1)
Starters (R/L) 3/2
Letterwinners (R/L) 7/4
Newcomers 7

SERIES INFORMATION

Overall USU leads 28-24
USU at home 18-7
USU on the road 8-16
USU at neutral sites 2-1
Current series streak NMSU—2 wins
Last meeting 3-10-07 (72-70 NMSU)

MEDIA RELATIONS

Basketball SID Tiffany Franklin
Office Phone (505) 646-3929
Cell Phone (505) 642-2168
Fax (505) 646-2425
E-Mail tfrank@nmsu.edu
Press Row (505) 646-3400
Website www.NMStateSports.com

2007-08 ROSTER

No.	Name	Pos.	Ht.	Yr.	Hometown
1	Justin Hawkins	G/F	6-7	Sr.	Anaheim, Calif.
2	JayDee Luster	G	5-9	Fr.	San Diego, Calif.
3	Jahmar Young	G	6-4	Fr.	Baltimore, Md.
5	DeAngelo Jones	G	6-3	Fr.	Seattle, Wash.
10	Paris Carter	G	6-4	Jr.	Baltimore, Md.
11	Chris Cole	G	6-1	Jr.	Alexandria, Va.
12	Fred Peete	G	6-4	Sr.	Memphis, Tenn.
15	Herb Pope	F	6-8	Fr.	Aliquippa, Pa.
20	Londale Theus	G/F	6-5	So.	Los Angeles, Calif.
21	Wendell McKines	F	6-5	Fr.	San Pablo, Calif.
22	Johathan Gibson	G	6-2	So.	West Covina, Calif.
31	Hatila Passos	C	6-9	Sr.	Rio de Janeiro, Brazil
32	Martin Ili	C	7-0	Sr.	Sydney, Australia
34	Gordo Castillo	G	6-4	Fr.	Las Cruces, N.M.
55	Trei Steward	F	6-7	Sr.	Casper, Wyo.

2007-08 SCHEDULE

11/3	Cal-State Los Angeles (Ex.)
11/6	New Mexico Highlands (Ex.)
11/9	at Ohio
11/12	at Duke
11/14	Legends Classic, TBA
11/18	Legends Classic, TBA
11/23	at Legends Classic, TBA
11/24	at Legends Classic, TBA
11/27	at UTEP
11/30	Chicago State
12/1	North Texas
12/4	New Mexico
12/8	UTEP
12/11	Prairie View A&M
12/19	at New Mexico
12/22	at Louisville
12/31	Alcorn State
1/2	at Idaho*
1/5	Fresno State*
1/10	at Boise State*
1/12	at Utah State*
1/19	Louisiana Tech*
1/24	Nevada*
1/26	Utah State*
1/31	at Hawai'i*
2/2	at San Jose State*
2/6	Idaho*
2/9	Boise State*
2/14	at Louisiana Tech*
2/23	at ESPN Bracketbuster
3/1	at Nevada*
3/6	San Jose State*
3/8	Hawai'i*
3/11-15	at WAC Tournament

2006-07 RESULTS

Pacific	W 76-74
at Loyola Marymount	L 69-71
at Arizona	L 87-102
at New Mexico	L 76-79
Chicago State	W 80-74
San Francisco	W 89-78
New Mexico	W 103-72
UTEP	W 71-69
Arkansas-Pine Bluff	W 78-62
at UTEP	W 68-72
Western New Mexico	W 100-76
Norfolk State	W 107-84
at Chicago State	W 88-78
Hawai'i*	W 92-86
San Jose State*	W 74-68
at Idaho*	W 61-56
at Boise State*	W 73-69
at Louisiana Tech*	L 71-73
Nevada*	W 80-73
Idaho*	W 84-66
at San Jose State*	W 85-78
Boise State*	W 78-68
at Utah State*	L 63-75
at Fresno State*	L 69-75
at Hawai'i*	W 71-68
Ohio	W 77-72
Utah State*	L 63-75
Fresno State*	L 58-60
Louisiana Tech*	W 79-64
at Nevada*	L 65-69
Louisiana Tech (WACT)	W 77-70
Boise State (WACT)	W 88-69
Utah State (WACT)	W 72-70
vs. Texas (NCAA)	L 67-79

BOISE STATE



IDAHO

Thur., Jan. 17 - Dee Glen Smith Spectrum - 7:05 p.m. (MT)
Thur., Mar. 6 - Taco Bell Arena - 7:05 p.m. (MT)

Sat., Jan. 19 - Dee Glen Smith Spectrum - 7:05 p.m. (MT)
Sat., Mar. 8 - Cowan Spectrum - 8:05 p.m. (MT)



Greg Graham
Head Coach



Matt Nelson
6-9 • Sr. • F

GENERAL INFORMATION

Location Boise, Idaho
Founded 1932
Enrollment 18,599
Colors Blue & Orange
Nickname Broncos
Conference Western Athletic
Arena Taco Bell Arena
Capacity 11,500
President Dr. Robert Kustra
Athletics Director Gene Bleymaier
Ticket Office (208) 426-4737

COACHING STAFF

Head Coach Greg Graham
Alma Mater Oregon '78
Overall Record 101-78 (6 yrs)
School Record 83-73 (5 yrs)
Record vs. USU 1-3
Assistant Coaches
Andy McCluskey .. (Oregon State '82)
Tim Cleary (Carroll College '94)
Julious Coleman ... (Point Loma Nazarene '94)

TEAM INFORMATION

2006-07 Record 17-14
Conference W-L 8-8/5th
Postseason None
Starters (R/L) 3/2
Letterwinners (R/L) 4/3
Newcomers 2

SERIES INFORMATION

Overall USU leads 19-6
USU at home 13-0
USU on the road 5-6
USU at neutral sites 1-0
Current series streak USU—1 win
Last meeting 1-18-07 (80-79 USU)

MEDIA RELATIONS

Basketball SID Todd Miles
Office Phone (208) 426-3868
Cell Phone (208) 989-1010
Fax (208) 426-1778
E-Mail tmlies@boisestate.edu
Press Row (208) 426-1503
Website www.broncosports.com

2007-08 SCHEDULE

11/2 Evergreen State (Ex.)
11/4 Montana-Western (Ex.)
11/13 Washington State
11/16 at Montana State
11/21 Montana Tech
11/24 at Southern Utah
11/28 San Diego
12/5 at Idaho State
12/8 Loyola Marymount
12/22 at Albany
12/29 Brigham Young
1/2 San Jose State*
1/5 at Idaho*
1/10 New Mexico State*
1/12 Louisiana Tech*
1/17 at Utah State*
1/19 at Nevada*
1/24 Hawaii*
1/28 at Fresno State*
2/2 Idaho*
2/7 at Louisiana Tech*
2/9 at New Mexico State*
2/14 Nevada*
2/16 Fresno State*
2/20 CS Bakersfield
2/23 at ESPN BracketBuster
2/28 at San Jose State*
3/1 at Hawaii*
3/6 Utah State*
3/11-15 at WAC Tournament

2006-07 RESULTS

at Wyoming L 79-94
Southern Utah W 77-68
at Colorado State L 50-67
at Washington State L 63-65
Brigham Young W 72-68
at Montana L 58-62
Montana State W 94-69
at CS Northridge W 84-75
Sacramento State W 99-66
at Loyola Marymount L 82-84 2ot
Colorado State cancelled
Idaho State W 54-45
Utah State* W 77-66
at Nevada* L 86-90
Louisiana Tech* W 82-56
New Mexico State* L 69-73
at Utah State* L 79-80
Hawaii* W 73-62
Fresno State* W 65-61
at Idaho* W 75-57
at New Mexico State* L 68-78
at Louisiana Tech* L 76-84
Idaho* W 86-63
at San Jose State* W 65-64
Montana-Western W 101-65
Albany W 83-82
San Jose State* W 83-64
Nevada* L 81-95
at Fresno State* L 77-78
at Hawaii* L 75-92
vs. Fresno State (WACT) W 78-73
at New Mexico State (WACT) L 69-88

2007-08 ROSTER

No.	Name	Pos.	Ht.	Yr.	Hometown
1	Shawn Rouse	F	6-7	So.	San Antonio, Texas
3	Ike Okoye	F	6-8	Jr.	Sacramento, Calif.
4	Jamar Greene	G	6-0	Jr.	Richmond, Va.
11	Anthony Thomas	G	6-0	So.	Mansfield, Texas
12	Aaron Gardner	G	6-4	Jr.	Sacramento, Calif.
15	Matt Bauscher	G	6-2	Sr.	Caldwell, Idaho
20	Tyler Tiedeman	G/F	6-6	Sr.	Santa Rosa, Calif.
22	Matt Nelson	F	6-9	Sr.	Issaquah, Wash.
24	Reggie Larry	F	6-6	Sr.	Newark, N.J.
25	Paul Noonan	F	6-6	So.	Raleigh Hills, Ore.
32	Zack Moritz	C	6-10	So.	Vancouver, Wash.
43	Mark Sanchez	F	6-7	Jr.	Tucson, Ariz.
50	Kurt Cunningham	C	6-9	Jr.	Sharpsville, Ind.



George Pfeifer
Head Coach



Darin Nagle
6-10 • Sr. • F

GENERAL INFORMATION

Location Moscow, Idaho
Founded 1889
Enrollment 11,739
Colors Silver & Vandal Gold
Nickname Vandals
Conference Western Athletic
Arena Cowan Spectrum
Capacity 7,000
President Dr. Tim White
Athletics Director Dr. Rob Spear
Ticket Office (888) 885-6466

COACHING STAFF

Head Coach George Pfeifer
Alma Mater Lewis Clark State '79
Overall Record 4-27 (2nd yr)
School Record 4-27 (2nd yr)
Record vs. USU 0-2
Assistant Coaches
Leroy Washington (Montana '88)
Brian Hancock (Idaho '91)
Mike Score (Washington '96)

TEAM INFORMATION

2006-07 Record 4-27
Conference W-L 1-15/9th
Postseason None
Starters (R/L) 2/3
Letterwinners (R/L) 5/7
Newcomers 9

SERIES INFORMATION

Overall USU leads 26-12
USU at home 11-1
USU on the road 12-6
USU at neutral sites 1-0
Current series streak USU—5 wins
Last meeting 2-10-07 (75-66 USU)

MEDIA RELATIONS

Basketball SID Ian Klei
Office Phone (208) 885-0211
Cell Phone (208) 994-6499
Fax (208) 885-0255
E-Mail iank@uidaho.edu
Press Row (208) 885-0211
Website www.govandals.com

2007-08 ROSTER

No.	Name	Pos.	Ht.	Yr.	Hometown
1	Clyde Johnson	F	6-7	Sr.	Aurora, Colo.
2	Barrett Brown	G	5-9	Fr.	Phoenix, Ariz.
11	Mac Hopson	G	6-2	Jr.	Portland, Ore.
12	Michael Crowell	F	6-7	Sr.	Mesa, Ariz.
22	Mike Hall	G	6-0	Jr.	Troy, Ohio
23	Brandon Brown	G	6-1	Jr.	Philadelphia, Pa.
24	Darin Nagle	F	6-10	Sr.	Potlatch, Idaho
25	Terrence Simmons	G	6-3	Jr.	Durant, Miss.
32	Jordan Brooks	F	6-3	Jr.	Houston, Texas
35	Trevor Morris	G	6-4	Jr.	Missoula, Mont.
45	Phillip Thomas	F	6-8	Fr.	San Leandro, Calif.
50	Luis Augusto	F	6-8	Jr.	Sao Paulo, Brazil
54	Mike Kale	F	6-8	Jr.	Henderson, Nev.
55	Sebastien Taulbee	C	6-10	Jr.	San Francisco, Calif.

2007-08 SCHEDULE

11/9 Cascade College
11/13 at Gonzaga
11/16 at Washington State
11/24 at UC Riverside
11/28 South Dakota State
12/1 Idaho State
12/5 at Central Arkansas
12/9 Eastern Washington
12/15 at South Dakota State
12/18 Central Arkansas
12/22 at Arizona State
1/2 New Mexico State*
1/5 Boise State*
1/9 Louisiana State*
1/12 at Fresno State*
1/17 at Nevada*
1/19 at Utah State*
1/24 San Jose State*
1/26 Hawaii*
2/2 at Boise State*
2/6 at New Mexico State*
2/9 at Louisiana State*
2/14 Fresno State*
2/16 Nevada*
2/23 at ESPN BracketBuster
2/28 at Hawaii*
3/1 at San Jose State*
3/8 Utah State*
3/11-15 at WAC Tournament

2006-07 RESULTS

North Dakota State L 76-91
at South Dakota State W 74-66
Montana State L 65-72
at Southern Utah L 50-67
at Gonzaga L 51-76
at Washington L 66-87
Southern Utah L 50-72
at Idaho State L 61-82
Washington State L 54-66
at North Dakota State L 59-79
at Eastern Washington L 56-85
South Dakota State W 72-67
at Fresno State* L 41-60
at Nevada* L 55-81
New Mexico State* L 56-61
at Utah State* L 56-74
Hawaii* W 76-75
Louisiana Tech* L 72-73
at New Mexico State* L 66-84
Boise State* L 57-75
San Jose State* L 65-68
Fresno State* L 70-72 at
at Boise State* L 63-86
Utah State* L 66-75
at Louisiana Tech* L 59-68
UC Riverside L 76-81
Nevada* L 68-84
at Hawaii* L 68-81
at San Jose State* L 57-62
vs. San Jose State (WACT) W 50-49
vs. Nevada (WACT) L 56-88



OPPONENTS



LOUISIANA TECH

Thur., Jan. 24 - Thomas Assembly Center - 6:05 p.m. (MT)
Thur., Feb. 28 - Dee Glen Smith Spectrum - 8:05 p.m. (MT)



Kerry Rupp
Head Coach



Drew Washington
6-2 • Jr. • G

GENERAL INFORMATION

Location Ruston, La.
Founded 1894
Enrollment 12,000
Colors Red & Blue
Nickname Bulldogs
Conference Western Athletic
Arena Thomas Assembly Center
Capacity 8,000
President Dr. Daniel Rneau
Athletics Director Jim Oakes
Ticket Office (318) 257-3631

COACHING STAFF

Head Coach Kerry Rupp
Alma Mater Southern Utah '77
Overall Record 0-0 (1st yr)
School Record 0-0 (1st yr)
Record vs. USU 0-0
Assistant Coaches
Nikita Johnson (West Georgia '89)
Rennie Bailey (Louisiana Tech '85)
Curtis Condie (Utah State '94)

TEAM INFORMATION

2006-07 Record 10-20
Conference W-L 7-9/7th
Postseason None
Starters (R/L) 1/4
Letterwinners (R/L) 4/4
Newcomers 7

SERIES INFORMATION

Overall USU leads 4-1
USU at home 2-0
USU on the road 1-1
USU at neutral sites 1-0
Current series streak LTU—1 win
Last meeting 2-24-07 (84-71 LTU)

MEDIA RELATIONS

Basketball SID Kyle Roberts
Office Phone (318) 257-3144
Cell Phone (318) 514-9203
Fax (318) 257-3757
E-Mail kroberts@latech.edu
Press Row (318) 257-3144
Website www.latechsports.com

2007-08 ROSTER

No.	Name	Pos.	Ht.	Yr.	Hometown
2	Drew Washington	G	6-2	Jr.	Friendswood, Texas
4	Adrian Rogers	F	6-7	Jr.	Houston, Texas
5	Keith Smith	F	6-7	Sr.	Oklahoma City, Okla.
15	Magnum Rolle	F	6-10	Jr.	Freeport, Bahamas
20	Jonathan Clark	G	6-0	Jr.	Charlotte, N.C.
21	Brandon Mims	F	6-8	Fr.	Shreveport, La.
22	Kyle Gibson	G	6-4	So.	Los Angeles, Calif.
24	Dwayne Lathan	G	6-3	Fr.	West Monroe, La.
33	Orren Tims	G	6-4	Fr.	Ruston, La.
34	J.J. Marshall	G	5-9	Jr.	Shreveport, La.
45	D.J. Wright	G	6-7	Fr.	Sault St. Marie, Ontario
	Olu Ashaolu	F	6-8	Fr.	Humble, Texas
	Leslie Jackson	G	6-4	Fr.	Bryan, Texas
	Ronnine Morgan	F	6-7	Fr.	Dallas, Texas

2007-08 SCHEDULE

11/10	at Mississippi State
11/16	Louisiana-Lafayette
11/20	at Arkansas-Pine Bluff
11/24	at Arkansas-Little Rock
11/28	Southeast Missouri State
12/5	at Texas Tech
12/11	Arkansas-Pine Bluff
12/13	Centenary
12/18	Alcorn State
12/19	at Southern Miss
12/20	New Orleans
12/29	McNeese State
1/3	Fresno State*
1/9	at Idaho*
1/12	at Boise State*
1/19	at New Mexico State*
1/24	Utah State*
1/26	Nevada*
2/3	at Hawai'i*
2/4	at Fresno State*
2/7	Boise State*
2/9	Idaho*
2/14	New Mexico State*
2/16	at San Jose State*
2/28	at Utah State*
3/1	at Nevada*
3/6	Hawai'i*
3/8	San Jose State*
3/1	at New Mexico State*
3/11-15	at WAC Tournament

2006-07 RESULTS

vs. Saint Louis	L 65-87
at Texas A&M	L 59-75
vs. Lamar	L 68-71
at McNeese State	W 59-50
Southern Illinois	L 36-50
at Louisiana-Lafayette	L 60-65
Texas Tech	L 59-66
Southern University	W 74-66
at Southern University	L 47-62
at Centenary	L 73-82
at LSU	L 52-68
at Arkansas	L 50-80
San Jose State*	W 92-56
Hawai'i*	W 70-67
at Boise State*	L 56-82
at Utah State*	L 49-69
New Mexico State*	W 73-71 at
at Idaho*	W 73-72
at Nevada*	L 67-84
at Fresno State*	L 64-70
Nevada*	L 71-79
Boise State*	W 84-76
at San Jose State*	L 50-53
at Hawai'i*	L 50-74
Idaho*	W 68-59
at Southeast Missouri State	W 72-56
Fresno State*	L 63-64
Utah State*	W 84-71
at New Mexico State*	L 64-79
vs. New Mexico State (WACT)	L 70-77



FRESNO STATE

Thur., Feb. 7 - Save Mart Center - 8:05 p.m. (MT)
Mon., Mar. 3 - Dee Glen Smith Spectrum - 7:05 p.m. (MT)



Steve Cleveland
Head Coach



Kevin Bell
5-10 • Sr. • G

GENERAL INFORMATION

Location Fresno, Calif.
Founded 1911
Enrollment 20,299
Colors Bulldog Red & Blue
Nickname Bulldogs
Conference Western Athletic
Arena Save Mart Center
Capacity 16,116
President Dr. John D. Welty
Athletics Director Thomas Boeh
Ticket Office (559) 278-DOGS

COACHING STAFF

Head Coach Steve Cleveland
Alma Mater UC Irvine '76
Overall Record 175-131 (10 yrs)
School Record 37-23 (2 yrs)
Record vs. USU 7-6
Assistant Coaches
Lee Moon (UNC-Wilmington '02)
Senque Carey (New Mexico '04)

TEAM INFORMATION

2006-07 Record 22-10
Conference W-L 10-6/3rd
Postseason NIT (0-1)
Starters (R/L) 3/2
Letterwinners (R/L) 5/3
Newcomers 3

SERIES INFORMATION

Overall USU leads 21-19
USU at home 16-5
USU on the road 4-13
USU at neutral sites 1-1
Current series streak FSU—2 wins
Last meeting 3-3-07 (71-66 FSU)

MEDIA RELATIONS

Basketball SID Ryan Reggiani
Office Phone (559) 278-2509
Cell Phone (559) 287-3304
Fax (559) 278-4689
E-Mail rreggiani@csufresno.edu
Press Row (559) 347-3699
Website www.gobulldogs.com

2007-08 ROSTER

No.	Name	Pos.	Ht.	Yr.	Hometown
1	Kevin Bell	G	5-10	Sr.	Los Angeles, Calif.
2	Shawn Taylor	C	6-11	Sr.	Unadilla, Ga.
4	Rekalin Sims	F	6-8	Sr.	Vallejo, Calif.
5	Dwight O'Neil	G	6-3	Sr.	Fresno, Calif.
12	Eddie Miller	G	6-3	Sr.	Pocomoke, Md.
15	Nedeluko Golubovic	F	6-8	Fr.	Serbia
21	Hector Hernandez	F	6-9	Sr.	Chihuahua, Mexico
22	Tyson Parker	G	6-3	Sr.	Fresno, Calif.
23	Bryan Harvey	G/F	6-5	Jr.	Carson, Calif.
30	Sylvester Seay	F	6-9	Jr.	San Bernardino, Calif.
32	James Tchana	F	6-8	Sr.	Long Island, N.Y.
33	Alex Blair	F	6-8	Sr.	Auburndale, Fla.
42	Brandon Webster	C	6-10	Fr.	Bryan, Texas

2007-08 SCHEDULE

11/4	Western Washington (Ex.)
11/6	Fresno Pacific (Ex.)
11/9	Portland
11/10	Liberty
11/17	at Cal State Bakersfield
11/21	Montana State
11/24	at Sam Houston State
11/27	at Winston-Salem State
12/08	at UNLV
12/16	at Arizona
12/20	Presbyterian College
12/22	Pacific
12/29	at Stanford
1/3	at Louisiana Tech*
1/5	at New Mexico State*
1/12	Idaho*
1/17	at San Jose State*
1/19	at Hawai'i*
1/26	San Jose State*
1/28	Boise State*
1/31	at Nevada*
2/4	Louisiana Tech*
2/7	Utah State*
2/14	at Idaho*
2/16	at Boise State*
2/20	Hawai'i*
2/23	at ESPN Bracket Buster
3/1	New Mexico State*
3/3	at Utah State*
2/8	Nevada*
3/11-15	at WAC Tournament

2006-07 RESULTS

Winston-Salem State	W 85-63
South Alabama	W 73-63
UC Irvine	W 82-51
at San Francisco	W 86-66
Arkansas-Pine Bluff	W 82-55
Montana State	W 80-41
at Oregon State	W 74-69
at UC Santa Barbara	L 42-70
at Montana State	W 82-77
Creighton	W 69-54
Stanford	L 67-69
Cal Poly	W 95-75
San Diego	W 68-65
Idaho*	W 60-41
Utah State*	W 79-70
at Hawai'i*	L 66-83
at San Jose State*	L 61-64
at Nevada*	L 75-85
San Jose State*	W 67-64
at Boise State*	L 61-65
Louisiana Tech*	W 70-64
Hawai'i*	L 42-54
at Idaho*	W 72-70 at
Nevada*	L 68-81
New Mexico State*	W 75-69
Sam Houston State	W 78-60
at Louisiana Tech*	W 64-63
at New Mexico State*	W 60-58
Boise State*	W 78-77
at Utah State*	W 71-66
vs. Boise State (WACT)	L 73-78
at Georgia (NIT)	L 78-88



SAN JOSE STATE

Sat., Feb. 9 - Dee Glen Smith Spectrum - 7:05 p.m. (MT)
Mon., Feb. 18 - The Event Center - 8:05 p.m. (MT)



George Nessman
Head Coach



Lance Holloway
6-8 • Sr. • F

GENERAL INFORMATION

Location San Jose, Calif.
Founded 1857
Enrollment 29,604
Colors Gold, White & Blue
Nickname Spartans
Conference Western Athletic
Arena The Event Center
Capacity 5,000
President Don W. Kassing
Athletics Director Tom Bowen
Ticket Office (408) 924-7589

COACHING STAFF

Head Coach George Nessman
Alma Mater California '81
Overall Record 11-50 (2 yrs)
School Record 11-50 (2 yrs)
Record vs. USU 0-5
Assistant Coaches
Derrick Allen ... (UC Santa Barbara '02)
Brent Davis (San Diego State '00)
Donald Williams (CS Hayward '95)

TEAM INFORMATION

2006-07 Record 5-25
Conference W-L 4-12/8th
Postseason None
Starters (R/L) 2/3
Letterwinners (R/L) 6/6
Newcomers 4

SERIES INFORMATION

Overall USU leads 38-20
USU at home 22-2
USU on the road 10-10
USU at neutral sites 3-4
Current series streak USU—5 wins
Last meeting 2-3-07 (66-57 USU)

MEDIA RELATIONS

Basketball SID Lawrence Fan
Office Phone (408) 924-1217
Cell Phone (408) 768-3424
Fax (408) 924-1291
E-Mail ltfan@email.sjsu.edu
Press Row (408) 924-6466
Website www.sjsuspartans.com

2007-08 ROSTER

No.	Name	Pos.	Ht.	Yr.	Hometown
1	Tim Pierce	F	6-7	Jr.	Oakland, Calif.
4	Lance Oliver	G	5-3	Fr.	Richmond, Calif.
5	Justin Graham	G	6-4	Fr.	Ripon, Calif.
11	Darion Goins	G	6-3	So.	Cincinnati, Ohio
15	Clint Amberry	F	6-10	Fr.	Los Alamitos, Calif.
20	DeShawn Wright	G	6-4	Jr.	Gary, Ind.
21	DeVonte Thomas	F	6-4	Jr.	Oakland, Calif.
22	C.J. Webster	C	6-8	So.	Missouri City, Texas
24	Jamon Hill	G	5-11	Sr.	Hayward, Calif.
30	Chris Oakes	F	6-9	So.	Oakland, Calif.
32	Mac Peterson	G	6-3	So.	Martinez, Calif.
33	Kevin Fleming	F	6-6	Sr.	San Jose, Calif.
40	Oliver Caballero	C	6-9	Fr.	Caborca, Mexico
44	Lance Holloway	F	6-8	Sr.	Oakland, Calif.
52	Jerelle Wilson	G	6-1	So.	San Francisco, Calif.
	Kevin McDowell	F	6-6	Fr.	Los Angeles, Calif.

2007-08 SCHEDULE

11/1	Notre Dame De Namur (Ex.)
11/15	at Middle Tennessee Tourn.
11/16	at Middle Tennessee Tourn.
11/17	at Middle Tennessee Tourn.
11/30	at Cal State Bakersfield
12/5	at San Diego
12/8	Santa Clara
12/15	Northern Arizona
12/19	at Michigan State
12/22	Presbyterian
12/28	at Portland State
12/30	South Dakota State
1/2	at Boise State*
1/5	Hawai'i*
1/7	at Santa Clara
1/10	Nevada*
1/14	at Hawai'i*
1/17	Fresno State*
1/24	at Idaho*
1/26	at Fresno State*
1/29	CS Bakersfield
2/2	New Mexico State*
2/7	at Nevada*
2/9	at Utah State*
2/16	Louisiana Tech*
2/18	Utah State*
2/23	at ESPN BracketBusters
2/28	Boise State*
3/1	Idaho*
3/6	at New Mexico State*
3/8	at Louisiana Tech*
3/11-15	at WAC Tournament

2006-07 RESULTS

at UC Santa Barbara	L 67-75
at Stanford	L 52-73
vs. Long Beach State	L 67-86
at Arizona State	L 52-64
at Santa Clara	L 53-71
at Saint Mary's	L 60-78
Cal Poly	W 80-63
at Brigham Young	L 69-81
Portland State	L 63-72
Long Beach State	L 67-76
at Cal State Fullerton	L 77-104
at Duke	L 51-70
at Louisiana Tech*	L 56-92
at New Mexico State*	L 68-74
Nevada*	L 63-72
Fresno State*	W 64-61
Utah State*	L 56-57
at Fresno State*	L 64-67
at Hawai'i*	L 52-72
New Mexico State*	L 78-85
at Idaho*	W 68-65
at Utah State*	L 57-66
Louisiana Tech*	W 53-50
Boise State*	L 64-65
at Nevada*	L 60-68
at Northern Arizona	L 67-78
at Boise State*	L 64-83
Hawai'i*	L 55-67
Idaho*	W 62-57
vs. Idaho (WACT)	L 49-50

GOSSNER FOODS CLASSIC HISTORY



1994 Classic Results

Utah State 86, Lewis-Clark State 62
Idaho State 73, Chapman 52
Lewis-Clark State 88, Chapman 72
Utah State 67, Idaho State 62

1994 All-Classic Team

Eric Franson, Utah State (MVP)
Roddy Anderson, Utah State
Donell Morgan, Idaho State
Nate Green, Idaho State
Lonnie Perfeet, Lewis and Clark
Stefan Mumaw, Chapman

1995 Classic Results

Utah State 80, Mississippi Valley 63
Southern Mississippi 77, Buffalo 71
Buffalo 74, Mississippi Valley State 73
Utah State 77, So. Mississippi 65

1995 All-Classic Team

Eric Franson, Utah State (MVP)
Duane Rogers, Utah State
Silas Mills, Utah State
Sam Jones, Southern Mississippi
Jamie Anderson, Buffalo

1996 Classic Results

Utah State 72, Texas Southern 41
Portland 62, Samford 55
*Texas Southern 80, Samford 77
*Utah State 63, Portland 48

1996 All-Classic Team

Maurice Spillers, Utah State (MVP)
Kevin Rice, Utah State
Jimmie Rainwater, Portland
Dusko Ivaz, Samford
Jonathon Pixley, Samford
Randy Bolden, Texas Southern

1997 Classic Results

Radford 80, CS Stanislaus 77
Utah State 69, Fresno Pacific 51
*CS Stanislaus 87, Fresno Pacific 85 (OT)
*Utah State 80, Radford 73

1997 All-Classic Team

Marcus Saxon, Utah State (MVP)
Donnie Johnson, Utah State
Kevin Robinson, Radford
Tony Brown, CS Stanislaus
Malik Harris, CS Stanislaus
Nick French, Fresno Pacific

1998 Classic Results

Lafayette 80, Troy State 77
Utah State 84, Norfolk State 71
*Norfolk State 106, Troy State 93
*Utah State 85, Lafayette 67

1998 All-Classic Team

Donnie Johnson, Utah State (MVP)
Brian Ehlers, Lafayette
Tyson Whitfield, Lafayette
Joey Raines, Troy State
Troy Rolle, Utah State
Neil Roberts, Norfolk State

1999 Classic Results

San Diego 64, Idaho State 61
Utah State 74, Mercer 55
*Idaho State 80, Mercer 73
*Utah State 68, San Diego 65 (OT)

1999 All-Classic Team

Shawn Daniels, Utah State (MVP)
Bernard Rock, Utah State
Stephen Brown, Idaho State
Ammer Johnson, Idaho State
Scott Emerson, Mercer
Andre Laws, San Diego

2000 Classic Results

Air Force 63, Cornell 51
Utah State 88, Albany 43
*Albany 72, Cornell 59
*Utah State 59, Air Force 50

2000 All-Classic Team

Shawn Daniels, Utah State (MVP)
Tony Brown, Utah State
Jarvis Croff, Air Force
Ray Mercedes, Cornell
E.J. Gallup, Albany
Sam Hopes, Albany

2001 Classic Results

Idaho State 59, Birmingham So. 55
Utah State 74, Centenary 59
*Centenary 56, Birmingham So. 38
*Utah State 74, Idaho State 56

2001 All-Classic Team

Tony Brown, Utah State (MVP)
Desmond Penigar, Utah State
Jeremy Vague, Utah State
Jeremy Brown, Idaho State
Andrew Wisniewski, Centenary
Rashard Willie, Birmingham So.

2002 Classic Results

Idaho State 75, UM-Kansas City 61
Utah State 72, Arkansas State 54
*Arkansas St. 71, UM-Kansas City 56
*Utah State 66, Idaho State 59

2002 All-Classic Team

Desmond Penigar, Utah State (MVP)
Toraino Johnson, Utah State
Spencer Nelson, Utah State
Scott Henry, Idaho State
Tevoris Thompson, Arkansas State
Michael Watson, UM-Kansas City

2003 Classic Results

New Mexico St. 62, UT-San Antonio 53
Utah State 74, San Francisco 48
*San Francisco 70, UT-San Antonio 69
*Utah State 73, New Mexico State 57

2003 All-Classic Team

Spencer Nelson, Utah State (MVP)
Mike Ahmad, Utah State
Nate Harris, Utah State
LeRoy Hurd, UT-San Antonio
James Moore, New Mexico State
Tyrone Riley, San Francisco

2004 Classic Results

Loyola Marymount 69, Northern Arizona 64
Utah State 82, South Carolina State 60
*Northern Arizona 85, South Carolina State 75
*Utah State 87, Loyola Marymount 42

2004 All-Classic Team

Nate Harris, Utah State (MVP)
Jaycee Carroll, Utah State
Spencer Nelson, Utah State
Charles Brown, Loyola Marymount
DeJuan Stevens, Northern Arizona
Brandon Trapp, South Carolina State

2005 Classic Results

Binghamton 59, Idaho State 46
Utah State 76, Arkansas-Little Rock 44
*Arkansas-Little Rock 73, Idaho State 72
*Utah State 81, Binghamton 47

2005 All-Classic Team

Nate Harris, Utah State (MVP)
Jaycee Carroll, Utah State
Chaz Spicer, Utah State
Andre Heard, Binghamton
Rashad Jones-Jennings, Arkansas-Little Rock
Slim Millien, Idaho State

* Consolation Championship game
* Championship game



TOURNAMENT HISTORY



2008 WAC TOURNAMENT

March 11-15, 2008

Pan American Center (12,482), Las Cruces, N.M.

Tuesday, March 11

Men's First Round 7:30 p.m.

Thursday, March 13

Men's Quarterfinals 12 p.m.

Friday, March 14

Men's Semifinals 6 p.m.

Saturday, March 15

Men's Championship (ESPN2) 7 p.m.

NOTE: All times are MT

USU'S BIG WEST TOURNAMENT RESULTS

1979		(2nd Seed)	Round
W	85-78	San Jose State	Quarterfinals
W	81-74	Fresno State	Semifinals
L	73-82	Pacific	Championship
1980		(1st Seed)	Round
L	68-94	San Jose State	Quarterfinals
1981		(5th Seed)	Round
W	93-90	UC Irvine	Quarterfinals
L	57-71	Fresno State	Semifinals
1982		(7th Seed)	Round
L	64-90	UC Irvine	Quarterfinals
1983		(3rd Seed)	Round
L	66-80	San Jose State	Quarterfinals
1984		(4th Seed)	Round
W	79-77	New Mexico State	Quarterfinals
L	78-91	Nevada-Las Vegas	Semifinals
1985		(4th Seed)	Round
L	56-92	San Jose State	Quarterfinals
1986		(6th Seed)	Round
L	71-74	New Mexico State	Quarterfinals
1987		(7th Seed)	Round
L	79-87	UC Santa Barbara	Quarterfinals
1988		(2nd Seed)	Round
W	80-72	San Jose State	Quarterfinals
W	73-66	UC Santa Barbara	Semifinals
W	86-79	UC Irvine	Championship
1989		(5th Seed)	Round
L	86-87	Cal State Fullerton (OT)	Quarterfinals
1990		(5th Seed)	Round
L	68-86	Long Beach State	Quarterfinals
1991		(4th Seed)	Round
L	76-80	UC Santa Barbara	Quarterfinals
1992		(5th Seed)	Round
L	69-86	Pacific	Quarterfinals
1993		(7th Seed)	Round
L	86-104	Nevada-Las Vegas	Quarterfinals
1994		(2nd Seed)	Round
L	68-78	UC Irvine	Quarterfinals
1995		(1st Seed)	Round
L	72-76	UC Irvine	Quarterfinals
1996		(4th Seed)	Round
W	70-65	Nevada	Quarterfinals
W	86-73	Long Beach State	Semifinals
L	75-76	San Jose State (OT)	Championship
1997		(2nd Seed East)	Round
W	81-66	UC Santa Barbara	Quarterfinals
L	54-71	Pacific	Semifinals
1998		(1st Seed East)	Round
W	69-61	Long Beach State	Quarterfinals
W	65-56	Cal State Fullerton	Semifinals
W	78-63	Pacific	Championship
1999		(4th Seed East)	Round
L	74-75	UC Santa Barbara	Quarterfinals
2000		(1st Seed East)	Round
W	64-41	Pacific	Quarterfinals
W	69-64	Nevada	Semifinals
W	71-66	New Mexico State	Championship

2001		(2nd Seed)	Round
W	74-43	Cal State Fullerton	Quarterfinals
W	67-48	Boise State	Semifinals
W	50-38	Pacific	Championship
2002		(1st Seed)	Round
W	61-41	Idaho	Quarterfinals
W	69-65	Pacific	Semifinals
L	56-60	UC Santa Barbara	Championship
2003		(3rd Seed)	Round
W	89-83 ot	Cal State Fullerton	Quarterfinals
W	62-55	UC Irvine	Semifinals
W	57-54	Cal Poly	Championship
2004		(1st Seed)	Round
L	62-63	Cal State Northridge	Semifinals
2005		(2nd Seed)	Round
W	84-77	Cal State Fullerton	Semifinals
W	65-52	Pacific	Championship

USU'S WAC TOURNAMENT RESULTS

2006		(2nd Seed)	Round
W	76-69	San Jose State	Quarterfinals
W	68-64	Louisiana Tech	Semifinals
L	63-70 ot	Nevada	Championship
2007		(4th Seed)	Round
W	73-70	Hawai'i	Quarterfinals
W	79-77	Nevada	Semifinals
L	70-72	New Mexico State	Championship

USU BY ROUND

Overall: 30-23

First Round: 13-14

Semifinal: 11-4

Championship: 6-5

USU VS. THE FIELD

1-0	Boise State
1-0	Cal Poly
4-1	Cal State Fullerton
0-1	Cal State Northridge
1-1	Fresno State
1-0	Hawai'i
1-0	Idaho
2-1	Long Beach State
1-0	Louisiana Tech
2-2	New Mexico State
3-1	Nevada
0-2	Nevada-Las Vegas
5-3	Pacific
3-4	San Jose State
3-3	UC Irvine
2-4	UC Santa Barbara
30-23	Overall
13-8	vs. Current WAC Members

USU ALL-TOURNAMENT SELECTIONS

1979 — Keith McDonald, Dean Hunger
 1981 — Brian Jackson
 1988 — Dan Conway, Kevin Nixon
 1996 — Antwan Smith, Justin Jones, Silas Mills
 1997 — Marcus Saxon
 1998 — Marcus Saxon (MVP), Kevin Rice, Donnie Johnson
 2000 — Shawn Daniels (Co-MVP), Troy Rolle (Co-MVP)
 2001 — Bernard Rock (MVP), Shawn Daniels, Curtis Bobb
 2002 — Tony Brown, Desmond Penigar
 2003 — Desmond Penigar (MVP), Mark Brown, Cardell Butler
 2005 — Jaycee Carroll (MVP), Nate Harris, Spencer Nelson
 2006 — Nate Harris
 2007 — Jaycee Carroll, Chaz Spicer

QUICK FACTS

OUTLOOK

AGGIE BIOS

COACHES

OPONENTS

SEASON REVIEW

RECORDS

UNIVERSITY



TOURNAMENT HISTORY



NCAA TOURNAMENT HISTORY

1939 (18-6) • First Round • Western Region

L	39-50	Oklahoma	San Francisco, Calif.
W	51-49	Texas	San Francisco, Calif.

1962 (22-7) • Regional Semifinals • West Region

W	78-73	Arizona State	Corvallis, Ore.
L	62-73	UCLA	Provo, Utah
L	71-75	Pepperdine	Provo, Utah

1963 (20-7) • First Round • West Region

L	75-79*	Arizona State	Eugene, Ore.
---	--------	---------------	--------------

1964 (21-8) • Regional Semifinals • West Region

W	92-90	Arizona State	Eugene, Ore.
L	58-64	San Francisco	Corvallis, Ore.
L	78-88	Seattle	Corvallis, Ore.

1970 (22-7) • Regional Finals • West Region

W	91-81	Texas-El Paso	Provo, Utah
W	69-68	Santa Clara	Seattle, Wash.
L	79-101	UCLA	Seattle, Wash.

1971 (20-7) • First Round • West Region

L	82-91	Brigham Young	Logan, Utah
---	-------	---------------	-------------

1975 (21-6) • First Round • West Region

L	63-69	Montana	Pullman, Wash.
---	-------	---------	----------------

1979 (19-11) • First Round • West Region

L	67-86	So. California	Los Angeles, Calif.
---	-------	----------------	---------------------

1980 (19-8) • First Round • West Region (11th seed)

L	73-76	Clemson	Ogden, Utah
---	-------	---------	-------------

1983 (20-9) • First Round • Midwest Region (10th seed)

L	59-64	Iowa	Louisville, Ky.
---	-------	------	-----------------

1988 (21-10) • First Round • Midwest Region (10th seed)

L	77-80	Vanderbilt	Lincoln, Neb.
---	-------	------------	---------------

1998 (25-8) • First Round • West Region (12th seed)

L	68-82	Maryland	Sacramento, Calif.
---	-------	----------	--------------------

2000 (28-6) • First Round • South Region (12th seed)

L	67-75	Connecticut	Birmingham, Ala.
---	-------	-------------	------------------

2001 (28-6) • Second Round • East Region (12th seed)

W	77-68*	Ohio State	Greensboro, N.C.
L	50-75	UCLA	Greensboro, N.C.

2003 (24-9) • First Round • West Region (15th seed)

L	61-64	Kansas	Oklahoma City, Okla.
---	-------	--------	----------------------

2005 (24-8) • First Round • Chicago Region (14th seed)

L	53-66	Arizona	Boise, Idaho
---	-------	---------	--------------

2006 (23-9) • First Round • Washington, D.C. Region (12th seed)

L	61-75	Washington	San Diego, Calif.
---	-------	------------	-------------------

NIT TOURNAMENT HISTORY

1960 (24-5)

W	73-72*	Villanova	New York, N.Y.
L	62-68	Providence	New York, N.Y.
W	99-83	St. Bonaventure	New York, N.Y.

1967 (20-6)

L	76-78	Rutgers	New York, N.Y.
---	-------	---------	----------------

1978 (21-7)

L	66-67	at Nebraska	Lincoln, Neb.
---	-------	-------------	---------------

1984 (19-11)

L	92-94	SOUTHWESTERN LA	Logan, Utah
---	-------	-----------------	-------------

1995 (21-8)

L	87-93*	ILLINOIS STATE	Logan, Utah
(* — Overtime)			

2002 (23-8)

L	69-77	MONTANA STATE	Logan, Utah
---	-------	---------------	-------------

2004 (25-4)

L	74-85	HAWAI'I	Logan, Utah
---	-------	---------	-------------

2007 (23-12)

L	58-68	Michigan	Ann Arbor, Mich.
---	-------	----------	------------------

NCAA Tournament: 6-19 (17 years)

NIT Tournament: 2-8 (8 years)

Total Postseason: 8-26 (25 years)

NCAA/NIT TOURNAMENT RECORDS

INDIVIDUAL

Points	38	Wayne Estes
(1964)	Rebounds	18
(3/11/67)	Assists	10
St. (3/12/02)	Turnovers	8
So. Calif. (3/9/79)	Blocks	3
(3/18/83)		
Nebraska (3/8/78)	Steals	4
State (3/15/01)		
	4	Kevin Nixon
Minutes Played	43	Corwin Woodard
Field Goal % 1.000 (9-9)		Ron Ence
3 Field Goal % .500 (5-10)		Jaycee Carroll
Free Throw % .909 (10-11)		Wayne Estes
Field Goals Made	14	Marvin Roberts
		Nate Williams
		Wayne Estes
Field Goals Att.	35	Marvin Roberts
Three-Point FG	5	Jaycee Carroll
		Corwin Woodard
3 Field Goals Att.	13	Corwin Woodard
Free Throws	10	Wayne Estes
		Max Perry
Free Throws Att.	15	Cornell Green

OPPONENT

Arizona State
Alan Parrish/Rutgers
Tony Brown/Montana
Kevin McDonald
Greg Grant/Iowa
Mike Santos
Dion Bailey/Ohio
Vanderbilt (3/18/88)
Illinois State (3/16/95)
SW La. (3/14/84)
Arizona (3/17/05)
Arizona State (1964)
UCLA (3/14/70)
UTEP (3/7/70)
Arizona State (1964)
UCLA (3/14/70)
Arizona (3/17/05)
Illinois State (3/16/95)
Illinois State (3/16/95)
Arizona State (1964)
Villanova (3/12/60)
Villanova (3/12/60)

TEAM

Points	99
Rebounds	62
Fouls	29
Assists	25
(3/14/84)	Turnovers
	22
Blocks	5
Steals	12
Field Goals	39
(3/14/84)	Field Goals Attempted
Three-Point Field Goals	7
3 Field Goals Att.	22
Free Throws	23
Free Throws Att.	38
Field Goal Pct.	.650 (39-60)
(3/14/84)	3 Field Goal Pct.
Free Throw %	.917 (11-12)

OPPONENT

St. Bonaventure (3/19/60)
St. Bonaventure (3/19/60)
BYU (3/13/71)
Southwestern Louisiana
22 BYU (3/13/71)
Washington (3/16/06)
Ohio State (3/15/01)
Ohio State (3/15/01)
St. Bonaventure (3/19/60)
Southwestern Louisiana
91 UCLA (3/14/70)
Arizona (3/17/05)
Vanderbilt (3/18/88)
Villanova (3/12/60)
Villanova (3/12/60)
Southwestern Louisiana
.455 (5-11)
Ohio State (3/15/01)
Connecticut (3/17/00)



ALL-TIME OPPONENTS



Opponent	Games				Opponent	Games				Opponent	Games			
	USU Wins	USU Losses	First Meeting	Last Meeting		USU Wins	USU Losses	First Meeting	Last Meeting		USU Wins	USU Losses	First Meeting	Last Meeting
38th Infantry	1	0	1929-30	1929-30	Idaho Southern	5	4	1 1944-45	1946-47	Portland State	4	3	1 1976-77	1980-81
Air Force	12	10	2 1962-63	2000-01	Idaho State	44	31	13 1942-43	2006-07	Preston Athletic Club	2	2	0 1921-22	1921-22
Albany	1	1	0 2000-01	2000-01	Illinois	2	0	2 1953-54	1985-86	Providence	3	1	2 1959-60	1966-67
American	1	1	0 1963-64	1963-64	Illinois State	4	2	2 1983-84	2003-04	Radford	1	1	0 1997-98	1997-98
American Institute	1	1	0 1946-47	1946-47	Indiana	2	0	2 1976-77	1988-89	Redlands	1	1	0 1979-80	1979-80
American University	1	1	0 1967-68	1967-68	Indiana State	1	1	0 1972-73	1972-73	Regis	5	3	2 1948-49	1976-77
Arizona	4	3	1 1958-59	2004-05	Iona	1	0	1 1978-79	1978-79	Rexburg Athletic Club	1	1	0 1918-19	1918-19
Arizona State	14	9	5 1951-52	1976-77	Iowa	2	0	2 1949-50	1982-83	Richmond High School	1	1	0 1915-16	1915-16
Arkansas	1	1	0 1971-72	1971-72	Iowa State	4	2	2 1950-51	1963-64	Ricks College	2	2	0 1918-19	1942-43
Arkansas-Little Rock	1	1	0 2005-06	2005-06	IPFW	2	1	1 2004-05	2006-07	Rutgers	3	1	2 1966-67	1992-93
Arkansas State	1	1	0 2002-03	2002-03	Italian Athletic Club	1	0	1 1934-35	1934-35	Sacramento State	3	2	1 1951-52	1969-70
Armour Creamery	1	1	0 1930-31	1930-31	Jackson State	2	1	1 2002-03	2003-04	St. Bonaventure	2	2	0 1947-48	1959-60
Armstrong	1	1	0 1942-43	1942-43	Jacksonville	1	0	1 1981-82	1981-82	St. Francis	1	1	0 1970-71	1970-71
Augustana	1	1	0 1971-72	1971-72	James Madison	1	1	0 1977-78	1977-78	St. Joseph's (Pa.)	2	1	1 1946-47	1953-54
Austin Peay	1	0	1 2000-01	2000-01	Kansas	7	2	5 1935-36	2002-03	St. Louis	1	0	1 1967-68	1967-68
Baylor	1	1	0 1954-55	1954-55	Kansas State	4	0	4 1949-50	1988-89	St. Martin's	1	1	0 1980-81	1980-81
BCH	1	1	0 1913-14	1913-14	Kearns	1	0	1 1944-45	1944-45	St. Mary's (Calif.)	5	4	1 1939-40	1977-78
Bingham	1	1	0 1917-18	1917-18	Kent	2	2	0 1960-61	1971-72	St. Peter's	2	1	1 1968-69	1969-70
Binghamton	1	1	0 2005-06	2005-06	Kentucky	1	0	1 1957-58	1957-58	Salt Lake High School	2	1	1 1909-10	1913-14
Boise State	25	19	6 1973-74	2006-07	Kentucky Wesleyan	2	1	1 1955-56	1958-59	San Diego	2	2	0 1982-83	1999-00
Boston College	1	0	1 1964-65	1964-65	Kurley Killowatts	1	1	0 1938-39	1938-39	San Diego DeMolay	1	1	0 1924-25	1924-25
Bowling Green	1	1	0 1970-71	1970-71	Lafayette	1	1	0 1998-99	1998-99	San Diego State	3	3	0 1962-63	1998-99
Box Elder High School	2	2	0 1916-17	1916-17	Lamar	1	1	0 1983-84	1983-84	San Francisco	11	3	8 1935-36	2003-04
Bradley	3	1	2 1946-47	1964-65	Lambuth College	1	1	0 1934-35	1934-35	San Francisco State	2	2	0 1951-52	1961-62
Branch Ag College	5	5	0 1913-14	1932-33	LaSalle	3	2	1 1963-64	1979-80	San Jose State	58	38	20 1935-36	2006-07
Brigham Young College	30	14	16 1903-04	1920-21	Lawrence Tech	3	2	1 1947-48	1951-52	Santa Clara	6	3	3 1951-52	2006-07
BYU	224	90	134 1905-06	2006-07	LDS College	1	1	10 1905-06	1912-13	Seattle	27	14	13 1956-57	1975-76
BYU-Hawaii	2	2	0 1989-90	1991-92	Lewis & Clark College	1	1	0 2005-06	2005-06	Seattle Pacific	1	1	0 1992-93	1992-93
Butler	2	2	0 1962-63	1964-65	Lewis & Clark State	3	3	0 1993-94	1995-96	Seton Hall	1	0	1 1981-82	1981-82
Cache All-Stars	1	1	0 1912-13	1912-13	Lincoln Athletic Club	1	1	0 1924-25	1924-25	Simon Fraser	6	6	0 1994-95	1999-00
Cache Coaches	1	1	0 1944-45	1944-45	Logan Coaches	1	1	0 1920-21	1920-21	South Cache High School	1	1	0 1915-16	1915-16
Cache Valley All-Stars	3	3	0 1936-37	1942-43	Logan Elks	2	2	0 1934-35	1934-35	South Carolina State	1	1	0 2004-05	2004-05
California	10	5	5 1931-32	1971-72	Logan Marines	1	1	0 1942-43	1942-43	South Dakota State	4	4	0 1960-61	2006-07
Cal Poly	16	15	1 1994-95	2004-05	Long Beach Athletic Club	2	0	2 1931-32	1931-32	South Florida	1	1	0 2000-01	2000-01
Cal State Bakersfield	2	2	0 1976-77	2006-07	Long Beach State	53	32	21 1978-79	2004-05	Southern Cal	14	6	8 1924-25	1999-00
Cal State Fullerton	56	39	17 1972-73	2004-05	Long Island University	3	2	1 1946-47	1997-98	Southern Cal College	1	1	0 1996-97	1996-97
Cal State Los Angeles	1	1	0 1969-70	1969-70	Loras	1	0	1 1947-48	1947-48	Southern Cal Freshmen	1	1	0 1924-25	1924-25
Cal State Northridge	13	10	3 1976-77	2004-05	Los Angeles Athletic Club	4	1	3 1924-25	1931-32	Southern Illinois	2	0	2 1995-96	1996-97
Cal State Stanislaus	1	1	0 1976-77	1976-77	Los Angeles State	3	2	1 1951-52	1961-62	Southern Mississippi	4	3	1 1972-73	1995-96
CCNY	1	0	1 1947-48	1947-48	Louisiana-Lafayette	1	0	1 1983-84	1983-84	Southern Oregon	1	1	0 1997-98	1997-98
Centenary	4	3	1 1965-66	2006-07	Louisiana-Monroe	1	1	0 1974-75	1974-75	Southern Utah	1	1	0 1994-95	1994-95
Central Florida	1	0	1 2004-05	2004-05	Louisiana Tech	5	4	1 2005-06	2006-07	Springfield	1	1	0 1946-47	1946-47
Chadron State	1	1	0 1993-94	1993-94	Loyola (Calif.)	5	5	0 1961-62	1966-67	Stanford	6	3	3 1933-34	1976-77
Chaminade	2	2	0 1995-96	1999-00	Loyola Marymount	1	1	0 2004-05	2004-05	Temple	1	0	1 1973-74	1973-74
Clarion State	1	1	0 1951-52	1951-52	LSU	3	2	1 1970-71	1984-85	Tennessee	2	0	2 1949-50	1967-68
Clark Insurance	1	1	0 1933-34	1933-34	Manhattan	2	1	1 1936-37	1952-53	Texasaco Oil	1	1	0 1932-33	1932-33
Clark's All-Stars	1	1	0 1939-40	1939-40	Maryland	1	0	1 1997-98	1997-98	Texas	2	2	0 1938-39	1987-88
Clearfield	1	1	0 1945-46	1945-46	McMillan Ring-Frees	1	1	0 1934-35	1934-35	Texas-El Paso	5	1	4 1962-63	1969-70
Clemson	1	0	1 1979-80	1979-80	Mercer	1	1	0 1999-00	1999-00	Texas A&M	2	1	1 1963-64	1983-84
College of Idaho	1	1	0 1939-40	1939-40	Mesa State	1	1	0 1975-76	1975-76	Texas Christian	2	2	0 1960-61	1982-83
Colorado	23	5	18 1937-38	1989-90	Miami (Ohio)	1	1	0 1952-53	1952-53	Texas Southern	1	1	0 1996-97	1996-97
Colorado-Colo. Springs	2	2	0 1998-99	2000-01	Michigan	1	0	1 2006-07	2006-07	Texas Tech	3	2	1 1972-73	1976-77
Colorado College	1	1	0 1933-34	1933-34	Michigan State	2	2	0 1962-63	1980-81	Toledo	1	0	1 1958-59	1958-59
Colorado State	83	49	34 1937-38	1998-99	Middle Tennessee	2	1	1 2005-06	2005-06	Tremonton Athletic Club	1	1	0 1920-21	1920-21
Combined Teams	1	1	0 1932-33	1932-33	Midwestern	1	1	0 1982-83	1982-83	Trinity	1	1	0 1973-74	1973-74
Connecticut	1	0	1 1999-00	1999-00	Midwestern State	1	1	0 1977-78	1977-78	Tulane	3	2	1 1970-71	1973-74
Creighton	4	2	2 1962-63	1966-67	Minnesota	4	3	1 1964-65	1997-98	Tulsa	2	0	2 1965-66	1966-67
Dayton	1	0	1 1957-58	1957-58	Mint Cafe	1	1	0 1938-39	1938-39	UC Davis	1	1	0 2004-05	2004-05
Deaf & Blind School	1	0	1 1905-06	1905-06	Mississippi Valley State	1	1	0 1995-96	1995-96	UC Irvine	56	30	26 1978-79	2004-05
Deaf and Dumb	1	1	0 1903-04	1903-04	Missouri	2	1	1 1967-68	1968-69	UCLA	10	3	7 1932-33	2000-01
Delaware	1	1	0 1969-70	1969-70	Montana	42	28	14 1913-14	1981-82	UC Riverside	10	9	1 2000-01	2004-05
Denver	89	54	35 1922-23	1977-78	Montana Mines	4	4	0 1921-22	1929-30	UC San Diego	1	1	0 1999-00	1999-00
Denver Athletic Club	2	2	0 1933-34	1934-35	Montana State	116	76	40 1913-14	2001-02	UC Santa Barbara	58	36	22 1970-71	2004-05
DePaul	1	1	0 1973-74	1973-74	Montana Tech	2	2	0 1992-93	2000-01	Union Pacific	1	1	0 1929-30	1929-30
Deseret News	1	1	0 1930-31	1930-31	Morehead State	1	1	0 1965-66	1965-66	United Billiards	2	2	0 1931-32	1932-33
Detroit	2	1	1 1960-61	1988-89	Mt. St. Charles	7	6	1 1921-22	1928-29	UNLV	30	3	27 1982-83	1995-96
Doane College	1	1	0 1973-74	1973-74	Murray State	2	2	0 1985-86	1987-88	Utah	219	91	128 1908-09	2006-07
Drake	3	2	1 1959-60	2006-07	Nebraska	2	0	2 1960-61	1977-78	Utah Athletic Association	1	1	0 1920-21	1920-21
Duquesne	1	0	1 1947-48	1947-48	Nevada	35	25	10 1935-36	2006-07	Utah Valley	2	2	0 2006-07	2006-07
East Central Oklahoma	1	1	0 1980-81	1980-81	New Mexico	23	19	4 1951-52	1979-80	Valparaiso	1	0	1 1995-96	1995-96
East High School	1	1	0 1916-17	1916-17	New Mexico State	52	28	24 1960-61	2006-07	Vanderbilt	1	0	1 1987-88	1987-88
Eastern Kentucky	1	0	1 1975-76	1975-76	New Orleans	2	1	1 1974-75	1975-76	Vermont	1	1	0 2002-03	2002-03
Eastern Oregon	1	1	0 1941-42	1941-42	New York University	4	3	1 1952-53	1960-61	Vico Oil	1	1	0 1928-29	1928-29
Eastern Washington	4	2	2 1952-53	1956-57	Niagara	1	1	0 1959-60	1959-60	Villanova	1	1	0 1959-60	1959-60
Ecker Studio College	5	2	3 1937-38	1938-39	Norfolk State	1	1	0 1998-99	1998-99	Washington	8	5	3 1962-63	2005-06
Emporia State	1	0	1 1948-49	1948-49	North Carolina State	1	0	1 1986-87	1986-87	Washington (Mo.)	4	1	3 1953-54	1958-59
Evansville	2	2	0 1967-68	1971-72	North Dakota	1	0	1 1928-29	1928-29	Washington State	8	7	1 1946-47	1959-60
Faculty	1	0	1 1916-17	1916-17	North Texas	9	8	1 1975-76	1999-00	Watkins Motor	1	1	0 1937-38	1937-38
Farleigh Dickinson	1	1	0 1977-78	1977-78	Northeastern	1	0	1 1986-87	1986-87	Watts All-Stars	3	3	0 1938-39	1940-41
Fielding (Idaho) HS	1	1	0 1910-11	1910-11	Northern Arizona	3	2	1 1951-52	1999-00	Weber High School	1	1	0 1913-14	1913-14
Florida	1	0	1 1999-00	1999-00	Northern Colorado	6	5	1 1925-26	1934-35	Weber Junior College	11	9	2 1938-39	1946-47
Florida State	1	0	1 1997-98	1997-98	Northwestern	1	1	0 2004-05	2004-05	Weber State Academy	6	4	2 1903-04	1908-09
Fordham	1	1	0 1986-87	1986-87	Northwestern State	2	1	1 2005-06	2006-07	Weber State	58	34	24 1970-71	2006-07
Fresno Pacific	1	1	0 1997-98	1997-98	Notre Dame	2								



WAC QUICK FACTS

Founded 1962

Address

9250 E. Costilla Ave., Suite 300
Englewood, CO 80112-3662

Affiliations (Year Joined WAC)

Boise State (2001), Fresno State (1992), Hawai'i (1979), Idaho (2005), Louisiana Tech (2001), New Mexico State (2005), Nevada (2000), San Jose State (1996), Utah State (2005)

Men's Sports

Baseball, Basketball, Cross Country, Football, Golf, Indoor Track & Field, Outdoor Track & Field, Tennis

Women's Sports

Basketball, Cross Country, Golf, Gymnastics, Indoor Track & Field, Outdoor Track & Field, Soccer, Softball, Swimming & Diving, Tennis, Volleyball

Website

www.wacsports.com

Directory

Phone: (303) 799-9221

Fax: (303) 799-3888

Karl Benson

Commissioner
kbenson@wac.org

Jeff Hurd

Sr. Associate Commissioner
jhurd@wac.org

Darlene Bailey

Associate Commissioner
dbailey@wac.org

Anthony Archbald

Compliance
aarchbald@wac.org

David Chaffin

Media Relations
dchaffin@wac.org

Conor Caloia

Marketing
ccaloia@wac.org

Jason Erickson

Media Relations
jerickson@wac.org

Vicky Foster

Graphic Design & Publications
vfoster@wac.org

Kara Irving

Media Relations
kirving@wac.org

Elizabeth Kampfe

Director of Championships
ekampfe@wac.org

Kathy Schild

Senior Executive Assistant
kschild@wac.org

In its 46th year, the Western Athletic Conference continues to evolve and features some of the nation's best intercollegiate competition. One thing that remains unchanged is the persistent nature of the nine schools in the WAC to advance their programs to contend at the top levels of the NCAA.

The WAC provides its student-athletes the chance to travel to scenic destinations and gain exposure in some of the nation's most diverse markets. In addition, the WAC's student-athletes work to achieve the highest levels of success with the academic support of their respective institutions.

The WAC has experienced tremendous success. Over the past five years, it has won 61.1 percent of its bowl games, the best winning percentage of any conference in the nation. In the past five seasons, the WAC has sent a total of 18 teams to bowl games (11-7). Boise State has won 66 games since joining the conference, tied for the most in the nation during that time span (2001-06). The Broncos earned a BCS invitation and trip to the 2007 Fiesta Bowl where they defeated Oklahoma in one of the most memorable bowl games of all time. In men's basketball, the WAC has sent at least two teams to the NCAA Tournament in 23 of the past 24 seasons. Every current school in the WAC has competed in the NCAA Tournament since 1990. In women's sports, Fresno State softball has competed in every NCAA Tournament ever held while Louisiana Tech has played in all but one.

Current WAC alums have made their presence felt as well. David Carr (Fresno State) was the first player selected in the 2002 NFL Draft by the Houston Texans. Cheryl Ford (Louisiana Tech) was named the WNBA Rookie of the Year and helped the Detroit Shock win the league's championship in 2003. And in 2004, the United States' softball team won the Olympic gold medal with former Fresno State players Laura Berg and Lovie Jung.

In 2001, the WAC partnered with ESPN for coverage of football and basketball giving the conference national exposure from one of the most respected broadcast entities in the country. The WAC officially added WAC.tv in 2006 to give fans streaming internet access to many sports including nearly every home football, volleyball and basketball game played during the season.

The WAC is the sixth oldest among the nation's 11 Division I-A conferences. Its history traces back to July 27, 1962, when the original six-team league of Arizona, Arizona State, Brigham Young, New Mexico, Utah and Wyoming began competition.

The first championship was held in November 1962, when Arizona won the men's cross country title and New Mexico followed with the first WAC football title. Arizona finished second in the NCAA College World Series and, less than three years later, Arizona State claimed the league's first NCAA title when the Sun Devils won the College World Series trophy. Rice was the last WAC school to earn an NCAA team title when it won the College World Series in 2003.

Since that year, several changes have occurred. UTEP and Colorado State became members in September 1967, while Arizona and Arizona State withdrew on June 30, 1978. The WAC then added San Diego State (1978), Hawai'i (1979) and Air Force (1980). Before 1990, the WAC sponsored championships only in men's sports. However, a merger with the High Country Athletic Conference formed a single conference under one administrative structure, and the 1990-91 athletic year was the first in which both men and women competed under the WAC name. Fresno State was added in 1992, and then in 1996, the women's programs from Air Force and Hawai'i along with six new schools (UNLV, Rice, San Jose State, SMU, TCU and Tulsa) came into the WAC. Air Force, Brigham Young, Colorado State, UNLV, New Mexico, San Diego State, Utah and Wyoming withdrew on June 30, 1999. Nevada (2000), Boise State (2001) and Louisiana Tech (2001) were added while TCU withdrew following the 2000-01 season. The current membership was established on July 1, 2005, when Idaho, New Mexico State and Utah State joined the WAC after Rice, SMU, UTEP and Tulsa withdrew.

The WAC has had just five commissioners in its history. Paul Brechler was named the first leader of the conference and held the position from 1962-1968. He was followed by Wiles Hallock (1968-71), Stan Bates (1971-80), Dr. Joe Kearney (1980-94) and Karl Benson (1994-present).

Presently, the WAC crowns team and individual champions in 19 sports – eight men's and 11 women's. For the men, there are championships in baseball, basketball, cross country, football, golf, tennis, indoor track and field and outdoor track and field. Championships for women are held in basketball, cross country, golf, gymnastics, soccer, softball, swimming and diving, tennis, indoor track and field, outdoor track and field and volleyball.

The WAC office has been located in the Denver area since the conference's inception with the exception of a two-year stay in Phoenix from 1964-66.



WESTERN ATHLETIC CONFERENCE



WESTERN ATHLETIC CONFERENCE



Boise State University
Taco Bell Arena
Capacity: 12,380



Fresno State University
Save Mart Center
Capacity: 16,116



University of Hawaii'i
Stan Sheriff Center
Capacity: 10,300



University of Idaho
Cowan Spectrum
Capacity: 7,000



Louisiana Tech University
Thomas Assembly Center
Capacity: 8,000



University of Nevada
Lawlor Events Center
Capacity: 11,200



New Mexico State University
Pan American Center
Capacity: 12,482



San Jose State University
The Event Center
Capacity: 5,000



Utah State University
Dee Glen Smith Spectrum
Capacity: 10,270



QUICK FACTS

OUTLOOK

AGGIE BIOS

COACHES

OPONENTS

SEASON REVIEW

RECORDS

UNIVERSITY



WAC COMPOSITE SCHEDULE



November 9 (Friday)

New Mexico State at Ohio, 7 pm
Southern Utah at Utah State, 7 pm
Cascade College at Idaho, 7 pm
Utah Valley at Boise State, 8:15 pm
Portland at Fresno State, 8 pm
San Diego at Hawai'i, 7 pm

November 10 (Saturday)

Louisiana Tech at Mississippi State, TBA
Liberty at Fresno State, 5:30 pm
Utah State at Weber State, 7 pm

November 11 (Sunday)

Nevada at Central Florida, 2 pm
San Diego State at Fresno State, 8 pm

November 12 (Monday)

New Mexico State at Duke, 7 pm
Montana Western at Utah State, 7 pm

November 13 (Tuesday)

Washington State at Boise State, 7 pm
Nevada at UC Irvine, 7:30 pm
Idaho at Gonzaga, TBA

November 14 (Wednesday)

Legends Classic at New Mexico State
(Florida A&M, Texas-Pan American,
Northern Arizona)

November 15 (Thursday)

San Jose State at First Shot Exempt Tournament
(Appalachian State, Lipscomb, Middle
Tennessee)
Utah State at Cal Poly, 7 pm

November 16 (Friday)

San Jose State at First Shot Exempt Tournament
Louisiana-Lafayette at Louisiana Tech, 7 pm
Boise State at Montana State, 7 pm
Idaho at Washington State, TBA
Illinois at Hawai'i, 8 pm

November 17 (Saturday)

San Jose State at First Shot Exempt Tournament
Santa Clara at Nevada, 7 pm
Utah State at UC Irvine, 7 pm
Fresno State at CS Bakersfield, 7 pm

November 18 (Sunday)

Legends Classic at New Mexico State
Alcorn State at Hawai'i, 8 pm

November 20 (Tuesday)

Louisiana Tech at Arkansas-Pine Bluff, TBA
Austin Peay at Utah State, 7 pm

November 21 (Wednesday)

Hawai'i at New Mexico, TBA
Montana Tech at Boise State, 7 pm
Montana State at Fresno State, 7 pm

November 23 (Friday)

New Mexico State at Legends Classic (Newark)
(Tennessee, Texas, West Virginia)
Utah State vs. Vanderbilt, 8 pm

November 24 (Saturday)

New Mexico State at Legends Classic (Newark)
Louisiana Tech at Arkansas-Little Rock, TBA
Utah State at South Padre Island Invitational
Fresno State at Sam Houston State, 7 pm
Boise State at Southern Utah, 7 pm
Nevada at UNLV, 7 pm
Idaho at UC Riverside, TBA

November 27 (Tuesday)

Fresno State at Winston-Salem State, 7 pm
New Mexico State at UTEP, 7 pm
Coppin State at Hawai'i, 7 pm

November 28 (Wednesday)

Southeast Missouri at Louisiana Tech, 7 pm
San Diego at Boise State, 7 pm
South Dakota State at Idaho, 7 pm
California at Nevada, 7 pm

November 30 (Friday)

San Jose State at Cal State Bakersfield, 7 pm
Chicago State at New Mexico State, 9 pm

December 1 (Saturday)

Santa Clara at Utah State, 7 pm
Idaho State at Idaho, 7 pm
Nevada at Pacific, 7 pm
Boise State at San Francisco, 7 pm
North Texas at New Mexico State, 8 pm

December 2 (Sunday)

Hawai'i at San Diego, TBA

December 4 (Tuesday)

New Mexico at New Mexico State, 7 pm

December 5 (Wednesday)

Idaho at Central Arkansas, 7 pm
Louisiana Tech at Texas Tech, 7 pm
Boise State at Idaho State, 7 pm
Utah State at Utah, 7 pm
San Jose State at San Diego, TBA

December 8 (Saturday)

UTEP at New Mexico State, 7 pm
Loyola Marymount at Boise State, 7 pm
Fresno State at UNLV, 7 pm
Utah State at Cal State Bakersfield, 7 pm
Santa Clara at San Jose State, 7 pm
Montana State at Nevada, 7 pm

December 9 (Sunday)

Eastern Washington at Idaho, 3 pm
Long Beach State at Hawai'i, 5 pm

December 11 (Tuesday)

Arkansas-Pine Bluff at Louisiana Tech, 7 pm
Prairie View A&M at New Mexico State, 7 pm

December 12 (Wednesday)

San Diego at Nevada, 7 pm

December 13 (Thursday)

Centenary vs. Louisiana Tech, 7 pm

December 15 (Saturday)

Idaho at South Dakota State, 7 pm
Prairie View A&M at Utah State, 7 pm
Northern Arizona at San Jose State, 7 pm

December 16 (Sunday)

Central Florida at Nevada, 5 pm
Fresno State at Arizona, TBA

December 18 (Tuesday)

Louisiana Tech at Mississippi Gulf Coast Classic
(Southern Mississippi, Alcorn State, New Orleans)
Central Arkansas at Idaho, 7 pm

December 19 (Wednesday)

San Jose State at Michigan State, 7 pm
Louisiana Tech at Southern Mississippi Tournament
New Mexico State at New Mexico, 7 pm
Colorado State at Nevada, 7 pm
Outrigger Hotels Rainbow Classic at Hawai'i
(Georgia, St. John's, Saint Mary's, Tulane, East
Tennessee State, Ohio, Louisiana-Lafayette)

December 20 (Thursday)

Louisiana Tech at Southern Mississippi Tournament
Utah Valley at Utah State, 8 pm
Presbyterian College at Fresno State, 7 pm

December 21 (Friday)

Gosner Foods Classic at Utah State
(Furman, Northern Arizona, Utah Valley)
Outrigger Hotels Rainbow Classic at Hawai'i

December 22 (Saturday)

Nevada at Northern Iowa, 1 pm
Idaho at Arizona State, 2 pm
New Mexico State at Louisville, 7 pm
Boise State at Albany, 7 pm
Presbyterian at San Jose State, 7 pm
Pacific at Fresno State, 7 pm
Outrigger Hotels Rainbow Classic at Hawai'i

December 27 (Thursday)

Nevada at North Carolina, 7 pm
New Mexico at Hawai'i, 7 pm

December 28 (Friday)

San Jose State at Portland State, TBA

December 29 (Saturday)

McNeese State at Louisiana Tech, 3 pm
Oral Roberts at Utah State, 7 pm
Brigham Young at Boise State, 7 pm
Fresno State at Stanford, 7 pm

December 30 (Sunday)

South Dakota State at San Jose State, 7 pm
Centenary at Hawai'i, 5 pm

December 31 (Monday)

Alcorn State at New Mexico State, 1 pm

January 2 (Wednesday)

*San Jose State at Boise State, 7 pm
*New Mexico State at Idaho, 7 pm

January 3 (Thursday)

*Fresno State at Louisiana Tech, 7 pm
*Hawai'i at Utah State, 7:00 pm

January 5 (Saturday)

*Fresno State at New Mexico State, 7 pm
*Boise State at Idaho, 7 pm
*Utah State at Nevada, 7 pm
*Hawai'i at San Jose State, 7 pm

January 7 (Monday)

San Jose State at Santa Clara, 7 pm

January 8 (Tuesday)

Saint Mary's at Fresno State, 7 pm

January 9 (Wednesday)

*Louisiana Tech at Idaho, 7 pm

January 10 (Thursday)

*New Mexico State at Boise State, 7 pm
*Nevada at San Jose State, 7 pm

January 12 (Saturday)

*New Mexico State at Utah State, 7 pm
*Louisiana Tech at Boise State, 7 pm
*Idaho at Fresno State, 7 pm
*Nevada at Hawai'i, 7 pm

January 14 (Monday)

*San Jose State at Hawai'i, 7 pm

January 17 (Thursday)

*Boise State at Utah State, 7 pm
*Idaho at Nevada, 7 pm
*Fresno State at San Jose State, 7 pm

January 19 (Saturday)

*Louisiana Tech at New Mexico State, 7 pm
*Idaho at Utah State, 7 pm
*Boise State at Nevada, 7 pm
*Fresno State at Hawai'i, 7 pm

January 24 (Thursday)

*Utah State at Louisiana Tech, 7 pm
*Nevada at New Mexico State, 7 pm
*Hawai'i at Boise State, 7 pm
*San Jose State at Idaho, 7 pm

January 26 (Saturday)

*Nevada at Louisiana Tech, 7 pm
*Utah State at New Mexico State, 7 pm
*Hawai'i at Idaho, 7 pm
*San Jose State at Fresno State, 7 pm

January 28 (Monday)

*Boise State at Fresno State, 7 pm

January 29 (Tuesday)

Cal State Bakersfield at San Jose State, 7 pm

January 31 (Thursday)

Fresno State at Nevada, 7 pm
*New Mexico State at Hawai'i, 7 pm

February 2 (Saturday)

*Idaho at Boise State, 7 pm
*Nevada at Utah State, 7 pm
*New Mexico State at San Jose State, 7 pm
*Louisiana Tech at Hawai'i, 7 pm

February 4 (Monday)

*Louisiana Tech at Fresno State, 7 pm

February 6 (Wednesday)

*Idaho at New Mexico State, 7 pm

February 7 (Thursday)

*Boise State at Louisiana Tech, 7 pm
*San Jose State at Nevada, 7 pm
*Utah State at Fresno State, 7 pm

February 9 (Saturday)

*Idaho at Louisiana Tech, 7 pm
*Boise State at New Mexico State, 7 pm
*San Jose State at Utah State, 7 pm
*Hawai'i at Nevada, 7 pm

February 14 (Thursday)

*New Mexico State at Louisiana Tech, 7 pm
*Nevada at Boise State, 7 pm
*Fresno State at Idaho, 7 pm

February 16 (Saturday)

*Louisiana Tech at San Jose State, 1 pm
*Fresno State at Boise State, 7 pm
*Nevada at Idaho, 7 pm
*Utah State at Hawai'i, 7 pm

February 18 (Monday)

*Utah State at San Jose State, 7 pm

February 20 (Wednesday)

Cal State Bakersfield at Boise State, 7 pm
*Hawai'i at Fresno State, 7 pm

February 23 (Saturday)

BracketBusters

Home Teams: Boise State, Fresno State, Louisiana Tech, New Mexico State, Utah State
Road Teams: Hawai'i, Idaho, Nevada, San Jose State

February 28 (Thursday)

*Louisiana Tech at Utah State, 7 pm
*New Mexico State at Nevada, 7 pm
*Boise State at San Jose State, 7 pm
*Idaho at Hawai'i, 7 pm

March 1 (Saturday)

*Louisiana Tech at Nevada, 7 pm
*Idaho at San Jose State, 7 pm
*New Mexico State at Fresno State, 7 pm
*Boise State at Hawai'i, 7 pm

March 3 (Monday)

*Fresno State at Utah State, 7 pm

March 6 (Thursday)

*Hawai'i at Louisiana Tech, 7 pm
*San Jose State at New Mexico State, 7 pm
*Utah State at Boise State, 7 pm

March 8 (Saturday)

*San Jose State at Louisiana Tech, 7 pm
*Hawai'i at New Mexico State, 7 pm
*Utah State at Idaho, 7 pm
*Nevada at Fresno State, 7 pm

End of regular season

*WAC Game

WAC TOURNAMENT

March 11 (Tuesday)

WAC Tournament First Round at Las Cruces
(Pan American Center)
Game 1, 7:30 pm

March 13 (Thursday)

WAC Tournament Quarterfinals at Las Cruces
(Pan American Center)
Game 2, Noon
Game 3, 2:30 pm
Game 4, 6:00 pm
Game 5, 8:30 pm

March 14 (Friday)

WAC Tournament Semifinals at Las Cruces
(Pan American Center)
Game 6, 6:00 pm
Game 7, 8:30 pm

March 15 (Saturday)

WAC Tournament Championship at Las Cruces
(Pan American Center)
Game 8, 7:00 pm (ESPN2)

NCAA TOURNAMENT

March 20 and 22 (Thursday and Saturday)

First and Second Rounds
Anaheim, Calif. (Honda Center)
Denver, Colo. (Pepsi Center)
Omaha, Neb. (Qwest Center Omaha)
Washington, D.C. (Verizon Center)

March 21 and 23 (Friday and Sunday)

First and Second Rounds
Birmingham, Ala. (BJCC Arena)
Little Rock, Ark. (Alltel Arena)
Raleigh, N.C. (RBC Center)
Tampa, Fla. (St. Pete Times Forum)

March 27 and 29 (Thursday and Saturday)

NCAA Regionals
Charlotte, N.C. (Charlotte Bobcat Arena)
Phoenix, Ariz. (US Airways Center)

March 28 and 30 (Friday and Sunday)

NCAA Regionals
Detroit, Mich. (Ford Field)
Houston, Texas (Reliant Stadium)

April 5 and 7 (Saturday and Monday)

Final Four
San Antonio, Texas (Alamodome)

NINE WESTERN ATHLETIC CONFERENCE SCHOOLS WILL PARTICIPATE IN THE SIXTH ANNUAL







A total of 100 teams -- representing 16 collegiate athletic conferences -- will compete in the two-day event (February 22-23), with the entire O'Reilly ESPNU BracketBusters slate of matchups to be announced in late January.

Of the 50 games, a minimum of 14 will be televised, with six contests on ESPN2. An additional five games will be aired on ESPNU -- ESPN's collegiate sports network which launched on March 4, 2005 -- and two will be televised on ESPN360 -- ESPN's broadband service. In 2008, one will be aired live on ESPN Classic for the first time. Please consult your local listings for start times.

In last year's BracketBusters games, the Western Athletic Conference was a perfect 4-0 as Boise State defeated Albany, Nevada beat Northern Iowa, Utah State won at Oral Roberts and New Mexico State came from 18 points behind at halftime to beat Ohio.

HOME TEAMS: Boise State, Fresno State, Louisiana Tech, New Mexico State, Utah State, Eastern Tennessee State, Northern Arizona, Winthrop, Cal-State Fullerton, Cal-State Northridge, Pacific, UC Irvine, UC Riverside, Drexel, James Madison, Old Dominion, Towson, UNC-Wilmington, William & Mary, Butler, Cleveland State, Detroit, UW-Green Bay, Valparaiso, Canisius, Iona, Loyola (Md.), Manhattan, Saint Peter's, Akron, Buffalo, Eastern Michigan, Northern Illinois, Ohio, Toledo, Bradley, Illinois State, Missouri State, Northern Iowa, Southern Illinois, Austin Peay, Eastern Illinois, Eastern Kentucky, Jacksonville State, Murray State, Holy Cross, Appalachian State, Elon, Oral Roberts, and Saint Mary's.

VISITING TEAMS: Hawai'i, Idaho, Nevada, San Jose State, Albany, Binghamton, Boston University, Vermont, Portland State, High Point, Cal Poly, Long Beach State, UC Davis, UC Santa Barbara, Delaware, George Mason, Georgia State, Hofstra, Northeastern, Virginia Commonwealth, Illinois-Chicago, Loyola (Ill.), Wisconsin-Milwaukee, Wright State, Youngstown State, Fairfield, Marist, Niagara, Rider, Siena, Ball State, Bowling Green, Central Michigan, Kent State, Miami (Ohio), Western Michigan, Morehead State, Samford, Southeast Missouri State, Tennessee-Martin, Tennessee State, Tennessee Tech, Bucknell, Davidson, and Georgia Southern.






BOISE STATE
FRESNO STATE
HAWAII
IDAHO
LOUISIANA TECH
NEVADA
NEW MEXICO STATE
SAN JOSE STATE
UTAH STATE

Good is good,
but it is not great.

Be Great.

Play Up.





QUICK FACTS

OUTLOOK

AGGIE BIOS

COACHES

OPONENTS

SEASON REVIEW

RECORDS

UNIVERSITY

REVIEW REVIEW

EIGHT STRAIGHT 23-WIN SEASONS • EIGHT STRAIGHT POSTSEASONS



2006-07 UTAH STATE BASKETBALL RECAP

Make It Eight Straight - As in eight straight 23-win seasons and eight straight postseason appearances (5 NCAA, 3 NIT). And with just two starters and five lettermen returning from last year's NCAA Tournament team, who would have predicted another 23 win season and another trip to the postseason?

Well, that is exactly what the 2006-07 Utah State Basketball team accomplished under head coach Stew Morrill as it posted a 23-12 record and advanced to its eighth straight postseason tournament participating in the 2007 Mastercard National Invitation Tournament. And Utah State accomplished all of this despite losing three starters from back-to-back NCAA Tournament teams, including the graduation of the winningest player in school history in Nate Harris.

After starting the year with an 88-71 loss at Northwestern State, its first season-opening defeat in 13 years, Utah State began to lay the foundation for what would become another outstanding basketball season. It all started with a six-point win against Centenary in the opening round of the 2006 BP Top of the World Classic in Fairbanks, Alaska. USU then crushed Missouri Valley Conference member Drake by 18 points in the semifinals of the tournament, followed by a 13-point win against Weber State the next night to claim the tournament championship.

Utah State continued its winning ways during the next three weeks with five more vic-

tories, including a thrilling 60-57 win against Utah in the Dee Glen Smith Spectrum. USU also recorded in-state victories against Weber State and at Utah Valley State during its winning streak to raise its record to 8-1 on the young season.

With a successful 10-3 non-conference record, Utah State began its second year in the Western Athletic Conference with high hopes and postseason aspirations. After opening league play with a pair of road losses, Utah State responded with five straight wins, including a come-from-behind 80-79 victory against Boise State as the Aggies scored the final 10 points of the game.

Utah State posted another five-game winning streak in the first two weeks of February with league victories against San Jose State, New Mexico State, Idaho and Hawai'i to go along with a convincing road win at Mid-Continent conference champion Oral

Roberts in the annual BracketBusters game to notch its 20th win of the season.

As the calendar turned to March, Utah State recorded one of its biggest wins in recent memory, defeating ninth-ranked Nevada at home 79-77 in overtime. After concluding the season with a loss to Fresno State, Utah State entered the 2007 Western Athletic Conference Tournament as the fourth seed and a first round date with Hawai'i, a team the Aggies split with during the regular season.

As has become the norm with Utah State basketball under Coach Morrill, the Aggies once again flexed its muscles in tournament play and defeated the Rainbow Warriors 73-70 to advance to the next round. USU then faced 10th-ranked Nevada in the semifinals and defeated the Wolf Pack for the second time in eight days, 79-77. With the victory, Utah State advanced to the championship game of its conference tournament for the seventh time in the last eight years, but lost to host New Mexico State by two points.

With a 23-11 record and a narrow loss in the championship game of its conference's postseason tournament, Utah State was selected to play at Michigan in the first round of the 2007 Mastercard National Invitation Tournament, losing to the Wolverines, 68-58.

With team success comes individual recognition and Utah State had one

2006-07 UTAH STATE HIGHLIGHTS

Utah State Plays In Its Conference's Postseason Tournament Championship Game For The Seventh Time In The Last Eight Years

Aggies Win 20-Plus Games For Eighth Straight Year

Utah State Advances To Postseason Play For Eighth Straight Year

Utah State Finishes The Year Shooting 78.0 Percent From The Free Throw Line To Rank Second In The Nation


player who was recognized for his individual accomplishments throughout the course of the season. For the eighth straight season, USU had at least one player earn first-team all-conference honors as junior guard Jaycee Carroll was named to the WAC's first-team.

Carroll also earned WAC Player of the Week honors twice during the course of the season. His first honor came after being named the Most Valuable Player of the 2006 BP Top of the World Classic in Fairbanks, Alaska. His second honor came after leading USU to a pair of wins against New Mexico State and Idaho in early February, as he scored a career-high 44 points against the Southern Aggies to go along with 28 points against the Vandals. Those 44 points scored against NMSU rank as the seventh-most in a single-game in school history and the most by a Utah State player since the 1969-70 campaign.

Utah State also had two players named to the WAC's postseason all-tournament team in Carroll and Chaz Spicer. During the tournament Carroll averaged 24.7 points and 7.3 rebounds per game, while Spicer averaged 17.7 points and 5.3 rebounds per game.



Junior guard Jaycee Carroll was named an AP honorable mention All-American along with earning first-team all-WAC honors after averaging 21.3 points per game to lead the conference. Carroll was also first in the WAC in free throw shooting (88.8), first in three-point shooting (43.2), fifth in overall shooting (52.7) and 12th in rebounding (6.3).



Senior forward Chaz Spicer scored the game-winning points in four different games for Utah State during the season, including twice against nationally ranked Nevada. Spicer finished the year averaging 11.3 points per game and averaged 17.7 points during the WAC Tournament as he was named to the all-tournament team.

Carroll, who earned second-team all-WAC honors as a sophomore, finished the season ranked first in the WAC and 10th in the nation scoring with 21.3 points per game and first in the WAC and 12th in the nation in free throw shooting at 88.8 percent. Carroll also led the league in three-point shooting at 43.2 percent, was fifth in overall shooting at 52.7 percent and was 12th in the league in rebounding with 6.3 boards per game.

Carroll, who became just the third player in school history to lead the league in scoring, finished the year with 746 points which ranks second all-time in school history trailing only Wayne Estes' 821 points scored during the 1963-64 season. Those 746 points are also tied for the eighth-most ever scored in a single-season in the 45-year history of the Western Athletic Conference.

For all of his success and accomplishments during his junior season, Carroll was named an honorable mention All-American by the Associated Press, becoming just the second player in school history to earn AP All-America honors. Carroll was also named to the United States Basketball Writers Association All-District VIII team and to the National Association of Basketball Coaches District 14 second-team.

Once again, opposing teams found out just how hard it is to play at one of the best basketball venues in the West in the Dee

Glen Smith Spectrum. Utah State posted a 13-1 record at home during the season, marking the 11th straight year in which it has lost two or fewer home games. USU also ranked fourth in the WAC in attendance, averaging almost 8,500 fans per game, including three sellouts during the season. In fact, the 8,438 fans per game were the fourth-most ever in the 37-year history of the Spectrum.

As for head coach Stew Morrill, the 2006-07 season marked the 12th time that his teams have won 20 or more games and the 18th time that his teams have won at least 17 games. In his nine years at USU, he has posted an amazing 213-75 (.740) record, including a 112-40 (.737) league mark and a 17-5 (.773) record in conference tournaments.

As has been the case in each of the past seven seasons, unselfishness and an efficient offense served as the keys to success for Utah State. As a team, USU finished second in the country in free throw shooting at 78.0 percent. Utah State was also 53rd in the country in overall shooting (46.7), 54th in fewest personal fouls committed per game (17.0) and 66th in three-point shooting (37.3).

As for the Western Athletic Conference, Utah State led the league in free throw shooting (.780), was third in overall shooting, third in three-point shooting and third in scoring defense (67.1).

The Aggies finished the 2006-07 season with some interesting trends. They were 13-1 on the season when leading at the half; 15-1 when they shot better from the field than their opponent; 16-2 when they had more assists than their opponent; 7-2 when they blocked more shots than their opponent; 17-3 when they had more defensive rebounds than their opponent; 14-1 when their backcourt outscored its opponents backcourt; 10-0 when they held their opponents to less than 60 points; and 14-6 when scoring 70 or more points in a game.



Head coach Stew Morrill has led Utah State to eight straight 23-win seasons and eight straight postseason appearances.

QUICK FACTS

OUTLOOK

AGGIE BIOS

COACHES

OPONENTS

SEASON REVIEW

RECORDS

UNIVERSITY

2006-07 OVERALL STATISTICS

23-12 OVERALL (HOME 13-1, AWAY 5-11, NEUTRAL 5-0)

Player	G/GS	FG/FGA	FG%	3FG/FGA	3FG%	FT/FTA	FT%	PTS	AVG	OFF	DEF	TOT	AVG	PF/D	AST	TO	BLK	STL	MIN-AVG
Jaycee Carroll	35/35	256/486	.527	83/192	.432	151/170	.888	746	21.3	80	140	220	6.3	76/1	62	88	7	31	1255-35.9
Chaz Spicer	34/21	137/293	.468	17/41	.415	93/111	.838	384	11.3	47	79	126	3.7	75/2	39	62	20	26	869-25.6
S. DuCharme	35/30	151/278	.543	3-11	.273	53/82	.646	358	10.2	64	116	180	5.1	68/0	23	48	15	16	920-26.3
Durrall Peterson	35/35	101/271	.373	60/163	.368	63/88	.716	325	9.3	14	114	128	3.7	84/5	111	78	5	28	999-28.5
Chris Session	35/16	73/139	.525	0/0	.000	53/66	.803	199	5.7	72	89	161	4.6	98/5	29	45	9	36	747-21.3
Nick Hammer	35/0	42/115	.365	24/77	.312	20/28	.714	128	3.7	14	65	79	2.3	41/0	43	25	8	25	609-17.4
Kris Clark	35/33	45/135	.333	7/33	.212	27/29	.931	124	3.5	4	57	61	1.7	68/2	146	66	3	30	892-25.5
Mikel Watson	15/2	42/98	.429	10/29	.345	13/21	.619	107	7.1	5	24	29	1.9	28/0	43	44	0	15	332-22.1
A. Vaitiekus	18/0	19/27	.704	0-0	.000	0/2	.000	38	2.1	13	14	27	1.5	12/0	2	11	6	1	138-7.7
Michael Earl	16/3	11/26	.423	0/0	.000	14/22	.636	36	2.3	12	15	27	1.7	30/1	2	9	7	4	168-10.5
O.J. Harrison	20/0	7/26	.269	2/7	.286	5/12	.417	21	1.1	4	11	15	0.8	15/0	4	8	1	8	121-6.1
Team										39	52	91	2.7	0		4			
UTAH STATE	35	884/1894	.467	206/553	.373	492/631	.780	2466	70.5	368	776	1144	32.7	595/16	504	488	81	220	7050
Opponents	35	854/1889	.452	242/694	.349	298/614	.648	2348	67.1	371	725	1096	31.3	590/-	476	499	132	223	7050

2006-07 WAC STATISTICS

9-7 OVERALL (HOME 7-1, AWAY 2-6)

Player	G/GS	FG/FGA	FG%	3FG/FGA	3FG%	FT/FTA	FT%	PTS	AVG	OFF	DEF	TOT	AVG	PF/D	AST	TO	BLK	STL	MIN-AVG
Jaycee Carroll	16-16	114/228	.500	36/91	.396	66/75	.880	330	20.6	36	71	107	6.7	40/1	33	44	4	14	601-37.6
Chaz Spicer	15/12	76/160	.475	10/22	.455	45/54	.833	207	13.8	30	40	70	4.7	34/0	15	32	9	17	423-28.2
S. DuCharme	16/15	63/134	.470	2/8	.250	20/33	.606	148	9.3	29	55	84	5.3	33/0	11	27	9	11	418-26.1
Durrall Peterson	16/16	38/124	.306	20/70	.286	28/37	.757	124	7.8	7	50	57	3.6	46/4	52	33	1	17	452-28.3
Chris Session	16/5	33/67	.493	0/0	.000	29/35	.829	95	5.9	43	42	85	5.3	42/1	12	23	7	12	338-21.1
Nick Hammer	16/0	26/61	.426	18/43	.419	5/10	.500	75	4.7	6	39	45	2.8	20/0	19	11	3	9	315-19.7
Kris Clark	16/16	25/75	.333	3/11	.273	18/20	.900	71	4.4	3	29	32	2.0	37/2	82	31	2	16	486-30.4
A. Vaitiekus	10/0	13/18	.722	0/0	.000	0/2	.000	26	2.6	11	7	18	1.8	6/0	1	4	3	0	86-8.6
Mikel Watson	2/0	5/13	.385	2/7	.286	3/3	1.000	15	7.5	0	3	3	1.5	5/0	4	7	0	1	40-20.0
O.J. Harrison	8/0	3/9	.333	0/2	.000	2/4	.500	8	1.0	2	3	5	0.6	4/0	2	4	0	2	34-4.3
Michael Earl	4/0	1/3	.333	0/0	.000	1/1	1.000	3	0.8	2	2	4	1.0	4/0	0	2	2	1	32-8.0
Team										17	25	42	2.6	0		3			
UTAH STATE	16	397/892	.445	91/254	.358	217/274	.792	1102	68.9	186	366	552	34.5	271/8	231	221	40	100	3225
Opponents	16	402/874	.460	121/353	.343	163/276	.591	1088	68.0	166	344	510	31.9	259/-	230	218	76	101	3225

2006-07 GAME-BY-GAME RESULTS

Date	Opponent	W/L	Score	Aft.	High Scorer	High Rebounder
Nov. 10	at Northwestern State	L	71-88	3721	Carroll, 19	Session, 7
Nov. 17	vs. Centenary	W	77-71	2696	Carroll, 27	Earl, 8
Nov. 18	vs. Drake	W	92-74	3210	Carroll, 24	Carroll, 10
Nov. 19	vs. Weber State	W	68-55	2508	Carroll, 21	Session, 6
Nov. 25	WEBER STATE	W	77-68	6973	Carroll, 26	DuCharme, 8
Nov. 29	at South Dakota State	W	56-50	1942	Carroll, 20	Carroll, 10
Dec. 1	IDAHO STATE	W	83-46	8645	Carroll, 22	Session, 7
Dec. 6	UTAH	W	60-57	10270	Carroll, 27	DuCharme, 7
Dec. 9	at Utah Valley	W	69-65	4002	Peterson, 20	Carroll, 6
Dec. 16	at Brigham Young	L	62-75	10335	Carroll, 16	Carroll, 7
Dec. 21	IPFW	W	77-63	6355	Carroll, 29	DuCharme, 10
Dec. 23	at Santa Clara	L (OT)	75-77	1612	DuCharme, 22	DuCharme, 11
Dec. 30	CAL STATE BAKERSFIELD	W	65-49	8049	DuCharme, 13	Carroll, 4
Jan. 4	at Boise State*	L	66-77	3346	Carroll, 18	Carroll, 8
Jan. 6	at Fresno State*	L	70-79	12096	Spicer, 20	Session, 10
Jan. 10	UTAH VALLEY	W	81-70	8584	Peterson, 26	Peterson, 7
Jan. 13	LOUISIANA TECH*	W	69-49	8322	Carroll, 27	Carroll, 9
Jan. 15	IDAHO*	W	74-56	7821	Carroll, 25	Carroll, 5
Jan. 18	BOISE STATE*	W	80-79	8307	Spicer, 20	Spicer, 8
Jan. 20	at San Jose State*	W	57-56	2078	Carroll, 22	Carroll, 7
Jan. 27	at Nevada*	L	62-79	10560	Carroll, 15	Session, 5
Jan. 29	at Hawai'i*	L	61-69	5849	Spicer, 18	Spicer, 9
Feb. 3	SAN JOSE STATE*	W	66-57	8484	DuCharme, 19	Session, 10
Feb. 5	NEW MEXICO STATE*	W	75-63	7971	Carroll, 44	Carroll, 10
Feb. 10	at Idaho*	W	75-66	1795	Carroll, 28	Session, 8
Feb. 14	HAWAII*	W	58-50	7810	DuCharme, 15	Carroll/DuCharme/Session, 9
Feb. 17	at Oral Roberts	W	71-65	9987	Carroll, 25	Carroll, 8
Feb. 22	at New Mexico State*	L	73-76	7235	Carroll, 30	Carroll, 7
Feb. 24	at Louisiana Tech*	L	71-84	1886	Carroll, 27	DuCharme/Session, 6
Feb. 1	NEVADA*	W(OT)	79-77	10270	DuCharme, 20	Carroll, 9
Feb. 3	FRESNO STATE*	L	66-71	10270	Spicer, 22	DuCharme, 16
Feb. 8	vs. Hawai'i	W	73-70	8262	Carroll, 24	Carroll, 13
Feb. 9	vs. Nevada	W	79-77	11553	Carroll, 24	DuCharme/Peterson, 6
Feb. 10	at New Mexico State	L	70-72	11948	Carroll, 26	Spicer, 7
Feb. 13	at Michigan	L	58-68	3114	Carroll, 22	Carroll, 7



YEAR IN REVIEW



2006-07 UTAH STATE GAME-BY-GAME STATISTICS

Opp.	FG Pct.	3FG Pct.	(USU/OPPONENT)		FT Pct.	Reb.	Ast.	TO	Blk.	Stl.	Scoring (1-2-Tot.)
NSU	25-51 (.490)/33-64 (.516)	4-18 (.222)/ 6-13 (.462)	17-26 (.654)/16-19 (.842)		28-36	14-27	21-13	2-3	6-16	39-32-71/42-46-88	
CC	23-46 (.500)/24-42 (.571)	11-23 (.478)/ 8-16 (.500)	20-27 (.741)/15-16 (.938)		29-16	15-14	17-16	0-2	6-3	46-31-77/26-45-71	
DU	35-57 (.614)/22-48 (.458)	9-22 (.409)/10-24 (.417)	13-22 (.591)/20-37 (.541)		32-28	22-13	11-16	1-2	3-5	56-36-92/31-43-74	
WSU	27-53 (.509)/21-41 (.512)	4-14 (.286)/ 5-13 (.385)	10-13 (.769)/ 8-16 (.500)		26-26	11-7	11-18	0-1	6-6	36-32-68/22-33-55	
WSU	20-47 (.426)/21-47 (.447)	5-14 (.357)/ 5-15 (.333)	32-37 (.865)/21-31 (.677)		32-29	11-12	17-19	6-0	9-5	35-42-77/37-31-68	
SDSU	22-52 (.423)/19-57 (.333)	2-12 (.167)/ 2-12 (.167)	10-14 (.714)/10-16 (.625)		44-28	10-11	23-14	5-2	6-7	30-26-56/19-31-50	
ISU	30-47 (.638)/18-53 (.340)	9-17 (.529)/ 4-18 (.222)	14-17 (.824)/ 6-7 (.857)		28-27	18-12	14-18	3-1	14-7	47-36-83/26-20-46	
UU	26-54 (.481)/22-40 (.550)	8-16 (.500)/ 5-14 (.357)	0-3 (.000)/ 8-12 (.667)		25-26	16-10	12-16	1-1	4-6	27-33-60/21-36-57	
UVS	27-48 (.563)/23-48 (.479)	5-15 (.333)/ 6-23 (.261)	10-12 (.833)/13-14 (.929)		25-22	15-8	12-9	2-3	3-4	26-43-69/27-38-65	
BYU	22-61 (.361)/28-55 (.509)	0-11 (.000)/ 6-16 (.375)	18-20 (.900)/13-25 (.520)		35-39	7-14	14-15	2-6	13-5	28-34-62/38-37-75	
IPFW	26-53 (.491)/24-54 (.444)	5-13 (.385)/ 6-17 (.353)	20-26 (.769)/ 9-15 (.600)		35-30	20-14	15-19	4-4	8-8	40-37-77/31-32-63	
SC	27-60 (.450)/26-57 (.456)	6-14 (.429)/ 8-23 (.348)	15-17 (.882)/17-28 (.607)		37-35	15-15	19-17	3-3	10-11	27-38-75/39-26-77	
CSUB	25-48 (.521)/15-48 (.313)	2-8 (.250)/ 6-22 (.273)	13-17 (.765)/13-17 (.765)		29-29	17-8	16-19	2-7	4-7	29-36-65/23-26-49	
BSU	26-70 (.371)/28-51 (.549)	1-13 (.077)/ 8-19 (.421)	13-14 (.929)/13-19 (.684)		39-33	9-17	18-20	2-5	8-6	23-43-66/38-39-77	
FSU	24-62 (.387)/28-56 (.500)	10-23 (.435)/ 8-25 (.320)	12-12 (1.00)/15-25 (.600)		41-29	16-18	17-9	2-10	10-3	29-41-70/46-33-79	
UVS	23-44 (.523)/24-52 (.462)	13-23 (.565)/ 8-18 (.444)	22-31 (.710)/14-17 (.824)		28-28	19-13	10-12	1-4	3-7	33-48-81/35-35-70	
LTU	22-45 (.489)/19-52 (.365)	6-17 (.353)/ 4-20 (.200)	19-25 (.760)/ 7-11 (.636)		32-29	14-8	17-18	4-4	10-12	37-32-69/32-17-49	
UI	28-51 (.549)/20-56 (.357)	8-15 (.533)/10-33 (.303)	10-12 (.833)/ 6-7 (.857)		33-28	19-3	11-11	3-4	8-3	42-32-74/34-22-56	
BSU	30-60 (.500)/30-58 (.517)	5-16 (.313)/10-23 (.435)	15-22 (.682)/ 9-19 (.474)		34-34	15-18	8-12	4-3	6-5	33-47-80/37-42-79	
SJSU	24-52 (.462)/20-43 (.465)	4-12 (.333)/ 8-18 (.444)	5-6 (.833)/ 8-14 (.571)		25-25	15-18	10-14	3-5	6-5	25-32-57/27-29-56	
UN	25-61 (.410)/29-58 (.500)	5-15 (.333)/ 9-23 (.391)	7-12 (.583)/12-15 (.800)		29-41	15-23	6-10	2-7	5-1	30-32-62/43-36-79	
UH	18-51 (.353)/25-53 (.472)	7-17 (.412)/ 6-20 (.300)	18-25 (.720)/13-19 (.684)		35-34	10-19	14-13	1-10	3-6	25-36-61/25-44-69	
SJSU	20-42 (.476)/25-60 (.417)	8-15 (.533)/ 5-25 (.200)	18-24 (.750)/ 2-5 (.400)		33-30	14-11	14-10	4-0	5-10	29-37-66/30-27-57	
NMSU	21-46 (.457)/23-50 (.460)	5-12 (.417)/ 7-23 (.304)	28-31 (.903)/10-18 (.556)		36-24	13-13	16-13	2-5	9-8	32-43-75/30-33-63	
UI	30-47 (.638)/24-58 (.414)	2-11 (.182)/12-30 (.400)	13-17 (.765)/ 6-9 (.667)		35-19	14-16	16-9	3-2	3-7	43-32-75/23-43-66	
UH	21-48 (.438)/20-56 (.357)	3-12 (.250)/ 2-18 (.111)	13-16 (.813)/ 8-14 (.571)		42-27	13-11	25-18	2-3	10-12	27-31-58/22-28-50	
ORU	28-53 (.528)/26-65 (.400)	5-13 (.385)/ 8-23 (.348)	10-14 (.714)/ 5-10 (.500)		33-36	14-12	11-12	2-5	8-5	28-43-71/31-34-65	
NMSU	26-56 (.464)/27-48 (.563)	7-16 (.438)/ 2-9 (.222)	14-17 (.824)/20-33 (.606)		25-36	17-8	15-23	4-2	8-3	26-47-73/43-33-76	
LTU	24-60 (.400)/30-45 (.667)	8-17 (.471)/ 9-16 (.563)	15-20 (.750)/15-32 (.469)		30-32	12-17	15-14	0-7	7-4	32-39-71/45-39-84	
UN	31-68 (.456)/29-70 (.414)	7-20 (.350)/11-24 (.458)	10-11 (.909)/ 8-8 (1.00)		33-45	20-16	12-16	1-4	7-6	32-39-79/42-29-77	
FSU	27-73 (.370)/25-60 (.417)	5-23 (.217)/10-27 (.393)	7-10 (.700)/11-28 (.393)		50-44	15-14	7-8	3-5	2-3	34-32-66/32-39-71	
UH	25-55 (.455)/26-67 (.388)	4-9 (.444)/ 8-26 (.308)	19-25 (.760)/10-13 (.769)		36-41	8-16	12-13	0-3	5-4	36-37-73/36-34-70	
UN	27-63 (.429)/28-60 (.467)	7-18 (.389)/ 8-17 (.471)	18-21 (.857)/13-17 (.765)		31-39	14-13	6-14	2-1	6-2	32-47-79/33-44-77	
NMSU	26-55 (.473)/28-59 (.475)	9-21 (.429)/ 6-14 (.429)	9-9 (1.00)/10-11 (.909)		29-32	12-12	14-11	4-3	3-9	25-45-70/35-37-72	
MICH	23-55 (.418)/24-58 (.414)	7-18 (.389)/ 6-17 (.353)	5-6 (.833)/14-17 (.824)		30-39	15-15	12-10	1-5	3-5	28-30-58/40-28-68	

2006-07 UTAH STATE INDIVIDUAL POINTS-REBOUNDS-ASSISTS

Opponent	#0 Watson	#3 Hammer	#10 Clark	#11 Vaitiekus	#15 England	#20 Carroll	#21 Session	#23 Harrison	#24 Peterson	#30 Spicer	#31 Earl	#40 DuCharme
at Northwestern St.	6-3-4	12-3-2	0-0-1	DNP	DNP	19-4-1	9-7-1	0-0-0	9-4-3	9-3-2	2-0-0	5-3-0
vs. Centenary	10-0-3	5-1-0	0-0-6	DNP	DNP	27-4-1	9-4-2	5-2-0	11-4-1	5-0-0	5-8-1	0-4-1
vs. Drake	12-0-4	2-2-3	2-2-4	2-0-0	DNP	24-10-4	3-2-0	0-1-0	8-5-6	12-1-1	5-1-0	22-4-0
vs. Weber St.	6-2-0	0-0-1	2-1-2	DNP	DNP	21-3-1	6-6-2	0-0-0	7-2-2	6-3-2	4-2-0	16-3-1
Weber St.	11-5-6	0-1-1	0-1-0	DNP	DNP	26-3-0	8-6-0	0-0-0	14-3-2	11-1-1	0-2-0	7-8-1
at S. Dakota St.	9-0-4	0-1-1	2-1-1	DNP	DNP	20-10-1	0-4-1	0-0-0	6-5-1	8-10-0	0-2-0	11-8-1
Idaho St.	10-1-3	0-3-1	0-1-8	0-1-0	DNP	22-5-1	10-7-0	3-1-0	17-2-3	10-2-2	0-0-0	11-5-0
Utah	3-3-5	0-1-0	0-1-3	0-0-0	DNP	27-3-1	0-2-0	0-0-0	8-1-3	12-6-3	DNP	10-7-1
at Utah Valley St.	6-2-2	3-2-0	0-0-2	DNP	DNP	18-6-1	6-1-0	0-1-0	20-3-4	7-1-6	0-0-0	9-4-0
at BYU	7-4-2	5-4-2	0-0-1	DNP	DNP	16-7-0	12-6-0	0-2-1	0-2-1	2-0-0	10-3-0	10-6-0
IPFW	2-0-3	2-0-2	4-3-5	0-1-0	DNP	29-8-4	6-3-0	0-0-0	6-5-6	10-2-0	5-2-0	13-10-0
at Santa Clara	8-4-2	4-7-1	6-1-4	DNP	DNP	14-4-0	3-1-3	DNP	9-5-3	9-1-0	0-2-1	22-11-1
CS Bakersfield	2-2-1	5-3-3	9-3-5	0-1-0	DNP	11-4-2	10-1-0	5-3-1	2-2-2	6-3-2	2-1-0	13-3-1
at Boise St.	7-2-4	3-2-0	0-1-1	6-2-0	DNP	18-8-1	9-5-0	4-1-0	4-2-1	13-8-2	DNP	2-3-0
at Fresno St.	8-1-0	6-4-3	4-6-4	0-0-0	DNP	16-6-4	2-10-1	0-0-0	6-0-2	20-5-2	DNP	8-6-0
Utah Valley St.	DNP	4-1-2	2-3-5	DNP	DNP	21-5-4	5-2-2	DNP	26-7-5	8-5-1	DNP	15-2-0
La. Tech.	DNP	7-2-3	6-1-4	DNP	DNP	27-9-5	6-4-0	0-0-0	11-5-2	8-7-0	0-1-0	4-1-0
Idaho	DNP	15-4-2	4-2-4	DNP	DNP	25-5-2	4-5-4	1-0-0	3-3-4	8-4-1	3-3-0	11-4-2
Boise St.	DNP	0-2-2	8-4-4	DNP	DNP	19-6-4	9-6-0	DNP	18-2-5	20-8-0	0-0-0	6-4-0
at San Jose St.	DNP	6-2-1	0-1-8	DNP	DNP	22-7-1	0-2-1	DNP	5-4-3	16-1-0	DNP	8-5-1
at Nevada	DNP	3-2-0	5-3-5	2-3-0	DNP	15-4-2	8-5-0	0-0-1	9-4-4	12-3-3	DNP	8-3-0
at Hawai'i	DNP	5-2-0	5-3-2	DNP	DNP	13-3-3	9-4-1	DNP	6-3-3	18-9-0	DNP	5-8-1
San Jose St.	DNP	7-4-0	0-1-6	2-1-0	DNP	11-6-4	2-10-1	DNP	13-1-2	12-5-1	DNP	19-4-0
New Mexico St.	DNP	1-4-3	7-1-7	0-3-0	DNP	44-10-0	4-3-0	DNP	6-6-3	13-4-0	DNP	0-3-0
at Idaho	DNP	2-7-2	9-1-4	12-4-0	DNP	28-8-3	8-8-1	3-0-0	8-3-4	DNP	0-0-0	5-2-0
Hawai'i	DNP	2-0-0	6-1-5	2-3-0	DNP	11-9-1	10-9-1	DNP	5-4-4	7-3-1	DNP	15-9-1
at Oral Roberts	DNP	0-1-2	9-1-5	8-3-0	DNP	25-8-3	6-5-0	DNP	11-7-2	6-1-1	DNP	6-2-1
at New Mexico St.	DNP	3-1-0	4-2-8	2-1-1	DNP	30-7-2	0-2-0	0-2-0	3-3-5	13-3-1	DNP	18-2-0
at La. Tech	DNP	5-2-1	8-1-8	0-0-0	DNP	27-5-0	10-6-0	0-2-1	7-2-0	8-4-0	DNP	6-6-2
Nevada	DNP	3-2-0	5-1-7	0-1-0	DNP	18-9-1	8-2-0	DNP	8-6-8	17-1-2	DNP	20-8-2
Fresno State	DNP	7-5-2	0-3-5	DNP	DNP	6-5-0	6-4-2	DNP	12-9-2	22-5-2	DNP	13-16-2
Hawai'i	DNP	7-1-1	2-2-1	0-1-1	DNP	24-13-1	0-6-1	DNP	10-4-2	20-4-1	DNP	10-4-0
Nevada	DNP	1-1-2	6-3-2	DNP	DNP	24-3-2	9-5-1	DNP	13-6-4	20-5-1	DNP	6-6-2
New Mexico St.	DNP	0-0-0	0-2-4	DNP	DNP	26-6-0	0-3-1	DNP	15-1-6	13-7-0	DNP	16-4-1
Michigan	DNP	3-2-0	9-4-5	2-2-0	DNP	22-7-2	2-5-3	DNP	9-3-3	3-1-1	DNP	8-2-1



2006-2007 UTAH STATE UNIVERSITY BASKETBALL TRENDS

Overall Record	23-11, 9-7
When the Aggies they are
Play day games	2-2
Play night games	21-10
Lead at halftime	13-1
Trail at halftime	9-10
Are tied at halftime	1-1
Shoot better from the field than opponent	15-1
Shoot worse from the field than opponent	8-11
Shoot the same from the field as opponent	0-0
Shoot better from three-point range than opponent	13-5
Shoot worse from three-point range than opponent	8-7
Shoot the same from three-point range as opponent	2-0
Shoot better from line than opponent	14-10
Shoot worse from the line than opponent	8-2
Shoot the same from the line as opponent	1-0
Outrebound opponent	13-5
Are outrebounded by opponent	5-7
Are even in rebounds with opponent	5-0
Have more offensive rebounds than opponent	9-6
Have fewer offensive rebounds than opponent	11-5
Have the same number of offensive rebounds	3-1
Have more defensive rebounds than opponents	17-3
Have fewer defensive rebounds than opponents	5-8
Have the same number of defensive rebounds	1-1
Commit more fouls than opponent	6-9
Commit fewer fouls than opponent	13-1
Commit same number of fouls	4-2
Have more assists than opponent	16-2
Have fewer assists than opponent	6-7
Have same number of assists	1-3
Commit more turnovers than opponent	7-7
Commit fewer turnovers than opponent	15-5
Commit the same number of turnovers	1-0
Block more shots than opponent	7-2
Block fewer shots than opponent	13-9
Block the same number of shots	3-1
Have more steals than opponent	11-5
Have fewer steals than opponent	10-7
Have same number of steals	2-0
Starting frontline outscore the opponent's	14-1
Starting frontline is outscored by the opponent's	8-10
Starting frontlines scores same amount	1-1
Starting backcourt outscore the opponent's	18-8
Starting backcourt is outscored by the opponent's	4-4
Starting backcourts scores same amount	1-0
Bench outscore the opponent's	8-4
Bench is outscored by the opponent's	13-8
Bench scores same amount	2-0

Utah State's Points Scored/Allowed Summary		
Record When Scoring		Record When Allowing
0-0	40-49	3-0
3-1	50-59	7-0
6-5	60-69	6-2
10-6	70-79	7-9
3-0	80-89	0-2
1-0	90-99	0-0
0-0	100+	0-0

Utah State's Record When the Margin is...					
1 (pt.)	2	3	4	5	6
2-0	2-2	2-1	1-0	1-1	2-0
7	8	9	10-15	16-20	20+
0-0	1-1	3-1	4-4	3-2	2-0

Utah State's Record by Month				
Nov.	Dec.	Jan.	Feb.	March
5-1	5-2	5-4	5-2	3-3

Utah State's Record by Day of the Week						
Sun.	Mon.	Tues.	Wed.	Thurs.	Fri.	Sat.
1-0	2-1	0-1	4-0	4-2	2-1	10-7

2006-07 Starters/Non-Starters Production Summary

	Starters	Bench
	Total/% Team	Total/% Team
Minutes	4996/71%	2054/29%
Points	1904/77%	562/23%
Rebounds	746/65%	301/26%

2006-07 Miscellaneous Statistics


	Games	Double Figure Scoring	20-Pt. Games	Double Figure Reb(Ast)	Double Doubles
0 Watson	15	3	0	0	0
3 Hammer	35	2	0	0	0
4 Tillotson	0	0	0	0	0
10 Clark	35	0	0	0	0
11 Vaitiekus	18	1	0	0	0
12 Taylor	0	0	0	0	0
15 England	0	0	0	0	0
20 Carroll	35	34	21	4	4
21 Session	35	5	0	2	0
23 Harrison	20	0	0	0	0
24 Peterson	35	13	2	0	0
30 Spicer	35	19	5	1	0
31 Earl	16	1	0	0	0
34 Bell	0	0	0	0	0
40 DuCharme	35	18	2	3	3

2006-07 Scoring Average by Halves

	1st Half	2nd Half	OT	OT2	Total
Utah State	32.8	37.2	9.0	0.0	70.5
Opponents	32.6	34.0	9.0	0.0	67.1

Starting Lineups


Session, Peterson, Spicer, Watson, Carroll	0-1
Session, Peterson, Earl, Clark, Carroll	3-0
Session, Peterson, DuCharme, Clark, Carroll	7-3
Peterson, Spicer, DuCharme, Clark, Carroll	13-6
Session, Peterson, DuCharme, Watson, Carroll	0-1
Session, Peterson, Spicer, Clark, Carroll	0-1

**DURRALL PETERSON****6-3, 200, Guard/Forward, Raleigh, N.C. (Millbrook HS/Hutchinson CC)**

Started 61 of a possible 67 games during his two years at Utah State, including all 35 during his senior season which is tied for the most games started in a single-season in school history... Averaged 9.3 points, 3.7 rebounds and 3.2 assists per game during his senior season as he shot 37.3 percent from the field, 36.8 percent from three-point range and 71.6 percent from the free throw line... As a senior, he ranked sixth in the WAC in assist-to-turnover ratio (1.42), ninth in assists and ninth in three-pointers made (60)... Scored in double-figures 21 times during his career, including four 20-point games... Scored a career-high 26 points against Utah Valley on Jan. 10, 2007 in an 81-70 home win... Also recorded a career-high nine rebounds three times and had a career-high eight assists... Finished his career by scoring in double-figures in four of his final five games, including in all three games at the 2007 Western Athletic Conference Tournament as he helped USU advance to the championship game... Overall, Peterson averaged 8.3 points, 3.5 rebounds and 2.6 assists per game during his career... Was voted the Best Defensive Player on the club by his teammates following his senior season.

CAREER STATISTICS


Year	GP-GS	Min-Avg.	FG	Pct.	3FG	Pct.	FT	Pct.	Pts.	Avg.	Reb.	Avg.	PF-D	Ast.	TO	Blk.	Stl.
2006 (Jr.)	32-26	828-25.9	74-200	.370	52-139	.374	31-45	.689	231	7.2	109	3.4	65-1	66	35	0	12
2007 (Sr.)	35-35	999-28.5	101-271	.373	60-163	.368	63-88	.716	325	9.3	128	3.7	84-5	111	78	5	28
Total	67-61	1827-27.3	175-471	.372	112-302	.371	94-133	.707	556	8.3	237	3.5	149-6	177	113	5	40

**CHRIS SESSION****6-6, 215, Forward, Dallas, Texas (Lancaster HS/Grayson County JC)**

Played in 66 games during his two years at Utah State and started 21, including 16 during his senior season... Scored in double-figures five times as a senior and notched double-digits in rebounds twice... Had a career-high 12 points at Brigham Young on Dec. 16, 2006 and recorded a career-high 10 rebounds at Fresno State on Jan. 6, 2007 and against San Jose State on Feb. 3, 2007... Also had a career-high five steals at BYU and a career-high four assists against Idaho on Jan. 15, 2007... As a senior, he averaged 5.7 points, 4.6 rebounds and 1.0 steals per game, while shooting 52.5 percent from the field and 80.3 percent from the free throw line... Ranked third on the team in rebounding and shooting as a senior and fourth in free throw shooting... Finished his Utah State career by averaging 4.3 points and 3.8 rebounds and played an average of 18.3 minutes per game... His final career shooting statistics were 50.7 percent from the field and 77.5 percent from the free throw line... Voted the Most Inspirational Player on the team by his teammates following his senior season.

CAREER STATISTICS

Year	GP-GS	Min-Avg.	FG	Pct.	3FG	Pct.	FT	Pct.	Pts.	Avg.	Reb.	Avg.	PF-D	Ast.	TO	Blk.	Stl.
2006 (Jr.)	31-5	464-15.0	33-70	.471	0-6	.000	16-23	.696	82	2.6	90	2.9	38-0	33	34	4	15
2007 (Sr.)	35-16	747-21.3	73-139	.525	0-0	.000	53-66	.803	199	5.7	161	4.6	98-5	29	45	9	36
Total	66-21	1211-18.3	106-209	.507	0-6	.000	69-89	.775	281	4.3	251	3.8	136-5	62	79	13	51

**CHAZ SPICER****6-7, 215, Forward, Indianapolis, Ind. (Lawrence North HS/Kankakee CC)**

Played in 66 games during his two years at Utah State, including starting 21 games during his senior season... Scored in double-figures 28 times during his career and 19 times during his senior year... Had five 20-point games as a senior, including a career-high 22 points against Fresno State in USU's regular season-finale... Earned Western Athletic Conference all-tournament team honors as a senior as he averaged 17.7 points and 5.3 rebounds in helping the Aggies advance to the championship game... Scored the game-winning points four different times during the season as he made a three-pointer against Utah with less than two seconds to play in a 60-57 win, made a three-point play with seven seconds remaining in an 80-79 win against Boise State, made a pair of free throws with just under four seconds remaining in a 79-77 overtime win against ninth-ranked Nevada and then made two free throws with just over two seconds to play in a 79-77 win against 10th-ranked Nevada in the semifinals of the WAC Tournament... Finished the year by averaging 11.3 points and 3.7 rebounds, while shooting 46.8 percent from the field, 41.5 percent from three-point range and 83.8 percent from the free throw line, which ranked third in the WAC... Received the sixth annual Varsity Award which is awarded to a senior who best represents outstanding achievement in academics, athletics and community service.

CAREER STATISTICS

Year	GP-GS	Min-Avg.	FG	Pct.	3FG	Pct.	FT	Pct.	Pts.	Avg.	Reb.	Avg.	PF-D	Ast.	TO	Blk.	Stl.
2006 (Jr.)	32-0	567-17.7	100-177	.565	1-3	.333	53-72	.736	254	7.9	88	2.8	35-0	21	42	5	18
2007 (Sr.)	34-21	869-25.6	137-293	.468	17-41	.415	93-111	.838	384	11.3	126	3.7	75-2	39	62	20	26
Total	66-21	1436-21.8	237-470	.504	18-44	.409	146-183	.798	638	9.7	214	3.2	110-2	60	104	25	44

QUICK FACTS

OUTLOOK

AGGIE BIOS

COACHES

OPONENTS

SEASON REVIEW

RECORDS

UNIVERSITY

FINAL 2006-07 STANDINGS

	Conference				Overall						
	W	L	Pct.	Home	Away	W	L	Pct.	Home	Away	Ntrl.
^\$Nevada	14	2	.875	8-0	6-2	29	5	.853	15-1	10-2	4-2
+\$New Mexico State	11	5	.688	7-1	4-4	25	9	.735	19-1	6-7	0-1
%Fresno State	10	6	.625	6-2	4-4	22	10	.688	15-3	7-6	0-1
%UTAH STATE	9	7	.563	7-1	2-6	23	12	.657	13-1	5-11	5-0
Hawai'i	8	8	.500	6-2	2-6	18	13	.581	13-3	3-8	2-2
Boise State	8	8	.500	6-2	2-6	17	14	.548	13-2	3-12	1-0
Louisiana Tech	7	9	.438	6-2	1-7	10	20	.333	7-4	3-14	0-2
San Jose State	4	12	.250	3-5	1-7	5	25	.167	4-7	1-16	0-2
Idaho	1	15	.063	1-7	0-8	4	27	.129	2-12	1-14	1-1

^ Regular Season Champion + WAC Tournament Champion \$ NCAA Tournament % NIT

TEAM STATS (ALL GAMES)

SCORING OFFENSE

#	Team	G	W-L	Pts	Avg/G
1.	New Mexico State	34	25-9	2652	78.0
2.	Nevada	34	29-5	2632	77.4
3.	Boise State	31	17-14	2360	76.1
4.	Hawaii	31	18-13	2245	72.4
5.	Fresno State	32	22-10	2283	71.3
6.	Utah State	35	23-12	2466	70.5
7.	Louisiana Tech	30	10-20	1922	64.1
8.	San Jose State	30	5-25	1858	61.9
9.	Idaho	31	4-27	1907	61.5

SCORING DEFENSE

#	Team	G	Pts	Avg/G
1.	Fresno State	32	2118	66.2
2.	Hawaii	31	2062	66.5
3.	Utah State	35	2348	67.1
4.	Nevada	34	2296	67.5
5.	Louisiana Tech	30	2081	69.4
6.	San Jose State	30	2142	71.4
7.	Boise State	31	2234	72.1
8.	New Mexico State	34	2462	72.4
9.	Idaho	31	2307	74.4

SCORING MARGIN

#	Team	G	OFF	DEF	Margin
1.	Nevada	34	77.4	67.5	+9.9
2.	Hawaii	31	72.4	66.5	+5.9
3.	New Mexico State	34	78.0	72.4	+5.6
4.	Fresno State	32	71.3	66.2	+5.2
5.	Boise State	31	76.1	72.1	+4.1
6.	Utah State	35	70.5	67.1	+3.4
7.	Louisiana Tech	30	64.1	69.4	-5.3
8.	San Jose State	30	61.9	71.4	-9.5
9.	Idaho	31	61.5	74.4	-12.9

FREE THROW PERCENTAGES

#	Team	G	FTM	FTA	Pct
1.	Utah State	35	492	631	.780
2.	Nevada	34	481	636	.756
3.	Hawaii	31	453	621	.729
4.	Idaho	31	346	511	.677
5.	Boise State	31	466	705	.661
6.	New Mexico State	34	641	975	.657
7.	Fresno State	32	448	691	.648
8.	Louisiana Tech	30	308	493	.625
9.	San Jose State	30	318	525	.606

FIELD GOAL PERCENTAGES

#	Team	G	FG	FGA	Pct
1.	Nevada	34	949	1961	.484
2.	New Mexico State	34	906	1890	.479
3.	Utah State	35	884	1894	.467
4.	Hawaii	31	813	1772	.459
5.	Boise State	31	837	1828	.458
6.	Fresno State	32	766	1836	.417
7.	Louisiana Tech	30	728	1794	.406
8.	San Jose State	30	687	1750	.393
9.	Idaho	31	668	1717	.389

FIELD GOAL PCT DEFENSE

#	Team	G	FG	FGA	Pct
1.	Fresno State	32	792	2058	.385
2.	Hawaii	31	727	1828	.398
3.	Nevada	34	842	2062	.408
4.	Boise State	31	807	1922	.420
5.	New Mexico State	34	854	1948	.438
6.	San Jose State	30	785	1765	.445
7.	Louisiana Tech	30	707	1570	.450
8.	Utah State	35	854	1889	.452
9.	Idaho	31	831	1797	.462

3-POINT FIELD GOAL PERCENTAGES

#	Team	G	FG	FGA	Pct
1.	Nevada	34	253	623	.406
2.	New Mexico State	34	199	513	.388
3.	Utah State	35	206	553	.373
4.	Fresno State	32	303	881	.344
5.	Hawaii	31	166	484	.343
6.	Boise State	31	220	649	.339
7.	Idaho	31	225	685	.328
8.	San Jose State	30	166	541	.307
9.	Louisiana Tech	30	158	525	.301

3-POINT FIELD GOAL PCT DEFENSE

#	Team	G	FG	FGA	Pct
1.	Fresno State	32	212	682	.311
2.	Nevada	34	189	603	.313
3.	Hawaii	31	161	507	.318
4.	Boise State	31	205	625	.328
5.	New Mexico State	34	229	687	.333
6.	San Jose State	30	213	626	.340
7.	Utah State	35	242	694	.349
8.	Idaho	31	193	528	.366
9.	Louisiana Tech	30	188	490	.384

REBOUNDING OFFENSE

#	Team	G	Reb	Avg/G
1.	Fresno State	32	1230	38.4
2.	Boise State	31	1190	38.4
3.	Nevada	34	1300	38.2
4.	Hawaii	31	1181	38.1
5.	New Mexico State	34	1285	37.8
6.	Louisiana Tech	30	1086	36.2
7.	San Jose State	30	1079	36.0
8.	Utah State	35	1144	32.7
9.	Idaho	31	976	31.5

REBOUNDING DEFENSE

#	Team	G	Reb	Avg/G
1.	Utah State	35	1096	31.3
2.	Nevada	34	1080	31.8
3.	New Mexico State	34	1121	33.0
4.	Hawaii	31	1043	33.6
5.	Louisiana Tech	30	1036	34.5
6.	Boise State	31	1127	36.4
7.	San Jose State	30	1157	38.6
8.	Idaho	31	1230	39.7
9.	Fresno State	32	1329	41.5

REBOUNDING MARGIN

#	Team	G	TM	Avg	OPP	Av	Mar.
1.	Nevada	34	1300	38.2	1080	31.8	+6.5
2.	New Mexico St.	34	1285	37.8	1121	33.0	+4.8
3.	Hawaii	31	1181	38.1	1043	33.6	+4.5
4.	Boise State	31	1190	38.4	1127	36.4	+2.0
5.	Louisiana Tech	30	1086	36.2	1036	34.5	+1.7
6.	Utah State	35	1144	32.7	1096	31.3	+1.4
7.	San Jose St.	30	1079	36.0	1157	38.6	-2.6
8.	Fresno State	32	1230	38.4	1329	41.5	-3.1
9.	Idaho	31	976	31.5	1230	39.7	-8.2

BLOCKED SHOTS

#	Team	G	Blocks	Avg/G
1.	Fresno State	32	206	6.44
2.	Hawaii	31	154	4.97
3.	Nevada	34	148	4.35
4.	Boise State	31	108	3.48
5.	Louisiana Tech	30	97	3.23
6.	Idaho	31	94	3.03
7.	San Jose State	30	88	2.93
8.	New Mexico State	34	94	2.76
9.	Utah State	35	81	2.31

ASSISTS

#	Team	G	Assists	Avg/G
1.	Hawaii	31	539	17.39
2.	Nevada	34	569	16.74
3.	Boise State	31	457	14.74
4.	Fresno State	32	462	14.44
5.	Utah State	35	504	14.40
6.	New Mexico State	34	472	13.88
7.	Louisiana Tech	30	355	11.83
8.	San Jose State	30	351	11.70
9.	Idaho	31	312	10.06

STEALS

#	Team	G	Steals	Avg/G
1.	New Mexico State	34	242	7.12
2.	Louisiana Tech	30	208	6.93
3.	Boise State	31	208	6.71
4.	Hawaii	31	201	6.48
5.	Utah State	35	220	6.29
6.	San Jose State	30	176	5.87
7.	Fresno State	32	184	5.75
8.	Nevada	34	183	5.38
9.	Idaho	31	149	4.81

3-POINT FIELD GOALS MADE

#	Team	G	3FG	Avg/G
1.	Fresno State	32	303	9.47
2.	Nevada	34	253	7.44
3.	Idaho	31	225	7.26
4.	Boise State	31	220	7.10
5.	Utah State	35	206	5.89
6.	New Mexico State	34	199	5.85
7.	San Jose State	30	166	5.53
8.	Hawaii	31	166	5.35
9.	Louisiana Tech	30	158	5.27

TURNOVER MARGIN

#	Team	G	TM	Avg	OPP	Avg	Mar.
1.	Louisiana Tech	30	432	14.4	450	15.0	+0.60
2.	Utah State	35	488	13.9	499	14.3	+0.31
3.	Fresno State	32	432	13.5	442	13.8	+0.31
4.	New Mexico St.	34	573	16.9	571	16.8	-0.06
5.	Boise State	31	475	15.3	449	14.5	-0.84
6.	San Jose State	30	441	14.7	415	13.8	-0.87
7.	Nevada	34	451	13.3	393	11.6	-1.71
8.	Idaho	31	458	14.8	398	12.8	-1.94
9.	Hawaii	31	540	17.4	464	15.0	-2.45

ASSIST/TURNOVER RATIO

#	Team	G	Asst	Avg	Turn	Avg	Ratio
1.	Nevada	34	569	16.7	451	13.3	1.26
2.	Fresno State	32	462	14.4	432	13.5	1.07
3.	Utah State	35	504	14.4	488	13.9	1.03
4.	Hawaii	31	539	17.4	540	17.4	1.00
5.	Boise State	31	457	14.7	475	15.3	0.96
6.	New Mexico St.	34	472	13.9	573	16.9	0.82
7.	Louisiana Tech	30	355	11.8	432	14.4	0.82
8.	San Jose St.	30	351	11.7	441	14.7	0.80
9.	Idaho	31	312	10.1	458	14.8	0.68



INDIVIDUAL STATS (ALL GAMES)

SCORING

##	Player-Team	Cl	G	FG	3FG	FT	Pts	Avg/G
1.	Carroll, Jaycee-USU	JR	35	256	83	151	746	21.3
2.	Fazekas, Nick-NEV	SR	32	248	28	128	652	20.4
3.	Kemp, Marcelus-NEV	JR	34	221	84	103	629	18.5
4.	Watson, Keoni-UI	SR	30	191	70	91	543	18.1
5.	Lojeski, Matt-UH	SR	31	193	44	94	524	16.9
6.	Hawkins, Justin-NMSU	JR	34	195	9	130	529	15.6
7.	Karl, Coby-BSU	SR	31	131	80	116	458	14.8
8.	Larry, Reggie-BSU	JR	31	170	5	92	437	14.1
9.	Hosley, Quinton-FS	SR	32	140	38	127	445	13.9
10.	McDowell, Trey-LTU	SR	29	156	58	27	397	13.7
11.	McGuire, Dominic-FS	JR	32	153	20	106	432	13.5
12.	Nelson, Matt-BSU	JR	31	159	0	99	417	13.5
13.	McKenzie, Chad-LTU	SR	30	146	12	83	387	12.9
14.	Sessions, Ramon-NEV	JR	34	140	19	118	417	12.3
15.	Barbary, Menelik-SJSU	SR	30	158	0	51	367	12.2

FIELD GOAL PCT (Min. 5.0 made per game)

##	Player-Team	Cl	G	FG	FGA	Pct
1.	Nelson, Matt-BSU	JR	31	159	275	.578
2.	Fazekas, Nick-NEV	SR	32	248	437	.568
3.	Lojeski, Matt-UH	SR	31	193	357	.541
4.	Barbary, Menelik-SJSU	SR	30	158	297	.532
5.	Carroll, Jaycee-USU	JR	35	256	486	.527
6.	Hawkins, Justin-NMSU	JR	34	195	372	.524
7.	Larry, Reggie-BSU	JR	31	170	350	.486
8.	Kemp, Marcelus-NEV	JR	34	221	478	.462
9.	Watson, Keoni-UI	SR	30	191	435	.439
10.	McDowell, Trey-LTU	SR	29	156	360	.433

FREE THROW PCT (Min. 2.5 made per game)

##	Player-Team	Cl	G	FTM	FTA	Pct
1.	Carroll, Jaycee-USU	JR	35	151	170	.888
2.	Fazekas, Nick-NEV	SR	32	128	151	.848
3.	Spicer, Chaz-USU	SR	34	93	111	.838
4.	Karl, Coby-BSU	SR	31	116	139	.835
5.	Sessions, Ramon-NEV	JR	34	118	143	.825
6.	Lojeski, Matt-UH	SR	31	94	116	.810
7.	Kemp, Marcelus-NEV	JR	34	103	128	.805
8.	Watson, Keoni-UI	SR	30	91	117	.778
9.	McKenzie, Chad-LTU	SR	30	83	110	.755
10.	Hawkins, Justin-NMSU	JR	34	130	185	.703

3-POINT FG PCT (Min. 2.0 made per game)

##	Player-Team	Cl	G	3FG	FGA	Pct
1.	Carroll, Jaycee-USU	JR	35	83	192	.432
2.	Ingram, Elijah-NMSU	SR	32	70	165	.424
3.	Hernandez, Hector-FS	JR	31	76	186	.409
4.	Kemp, Marcelus-NEV	JR	34	84	207	.406
5.	Watson, Keoni-UI	SR	30	70	173	.405
6.	McDowell, Trey-LTU	SR	29	58	156	.372
7.	Karl, Coby-BSU	SR	31	80	216	.370
8.	Miller, Eddie-FS	JR	32	87	239	.364

3-POINT FG MADE

##	Player-Team	Cl	G	3FG	Avg/G
1.	Miller, Eddie-FS	JR	32	87	2.72
2.	Karl, Coby-BSU	SR	31	80	2.58
3.	Kemp, Marcelus-NEV	JR	34	84	2.47
4.	Hernandez, Hector-FS	JR	31	76	2.45
5.	Carroll, Jaycee-USU	JR	35	83	2.37
6.	Watson, Keoni-UI	SR	30	70	2.33
7.	Ingram, Elijah-NMSU	SR	32	70	2.19
8.	McDowell, Trey-LTU	SR	29	58	2.00
9.	Peterson, Durrall-USU	SR	35	60	1.71
10.	Lane, Eric-BSU	SR	30	51	1.70

REBOUNDING

##	Player-Team	Cl	G	OFF	DEF	TOT	Avg/G
1.	Fazekas, Nick-NEV	SR	32	95	259	354	11.1
2.	McGuire, Dominic-FS	JR	32	70	244	314	9.8
3.	Hosley, Quinton-FS	SR	32	84	200	284	8.9
4.	Nelson, Matt-BSU	JR	31	86	189	275	8.9
5.	Gueye, Ahmet-UH	SR	30	99	153	252	8.4
6.	Larry, Reggie-BSU	JR	31	74	178	252	8.1
7.	Disy, Harry-LTU	SR	30	86	134	220	7.3
8.	McKenzie, Chad-LTU	SR	30	70	141	211	7.0
9.	Hawkins, Justin-NMSU	JR	34	76	149	225	6.6
10.	Barbary, Menelik-SJSU	SR	30	72	122	194	6.5
11.	Nelson, Tyrone-NMSU	JR	26	72	94	166	6.4
12.	Carroll, Jaycee-USU	JR	35	80	140	220	6.3
13.	Passos, Hatila-NMSU	JR	31	76	113	189	6.1
14.	Lojeski, Matt-UH	SR	31	48	129	177	5.7
15.	Hernandez, Hector-FS	JR	31	46	115	161	5.2

ASSISTS

##	Player-Team	Cl	G	Assists	Avg/G
1.	Bell, Kevin-FS	JR	32	178	5.56
2.	Sessions, Ramon-NEV	JR	34	159	4.68
3.	Lojeski, Matt-UH	SR	31	139	4.48
4.	Clark, Kris-USU	JR	35	146	4.17
5.	Karl, Coby-BSU	SR	31	125	4.03
6.	Gibson, Matt-UH	JR	31	107	3.45
7.	Shiloh, Kyle-NEV	SR	33	110	3.33
8.	McGuire, Dominic-FS	JR	32	104	3.25
9.	Peterson, Durrall-USU	SR	35	111	3.17
10.	Avworo, O.J.-UI	FR	31	95	3.06

STEALS

##	Player-Team	Cl	G	Steals	Avg/G
1.	Gibson, Matt-UH	JR	31	52	1.68
	Lojeski, Matt-UH	SR	31	52	1.68
3.	Peete, Fred-NMSU	JR	31	45	1.45
4.	Nelson, Tyrone-NMSU	JR	26	35	1.35
5.	McDowell, Trey-LTU	SR	29	39	1.34
6.	Bell, Kevin-FS	JR	32	43	1.34
7.	Shiloh, Kyle-NEV	SR	33	44	1.33
8.	Hosley, Quinton-FS	SR	32	42	1.31
9.	Hawkins, Justin-NMSU	JR	34	44	1.29
10.	Watson, Keoni-UI	SR	30	37	1.23

BLOCKED SHOTS

##	Player-Team	Cl	G	Blocks	Avg/G
1.	McGuire, Dominic-FS	JR	32	114	3.56
2.	Gueye, Ahmet-UH	SR	30	66	2.20
3.	Barbary, Menelik-SJSU	SR	30	49	1.63
4.	Fazekas, Nick-NEV	SR	32	48	1.50
	McKenzie, Chad-LTU	SR	30	45	1.50
6.	Larry, Reggie-BSU	JR	31	44	1.42
7.	Iti, Martin-NMSU	JR	32	40	1.25
8.	Taylor, Shawn-FS	JR	30	29	0.97
9.	McGee, JaVale-NEV	FR	33	30	0.9
10.	Holloway, Lance-SJSU	JR	30	25	0.83
	Disy, Harry-LTU	SR	30	25	0.83

ASSIST/TURNOVER RATIO (Min. 3.0 assists/game)

##	Player-Team	Cl	G	Asst	Avg	Turn	Avg	Ratio
1.	Clark, Kris-USU	JR	35	146	4.2	66	1.9	2.21
2.	Bell, Kevin-FS	JR	32	178	5.6	83	2.6	2.14
3.	Shiloh, Kyle-NEV	SR	33	110	3.3	56	1.7	1.96
4.	Sessions, Ramon-NEV	JR	34	159	4.7	85	2.5	1.87
5.	Lojeski, Matt-UH	SR	31	139	4.5	92	3.0	1.51
6.	Peterson, Durrall-USU	SR	35	111	3.2	78	2.2	1.42
7.	Avworo, O.J.-UI	FR	31	95	3.1	73	2.4	1.30
8.	Karl, Coby-BSU	SR	31	125	4.0	97	3.1	1.29
9.	Gibson, Matt-UH	JR	31	107	3.5	95	3.1	1.13
10.	McGuire, Dominic-FS	JR	32	104	3.3	119	3.7	0.87

QUICK FACTS

OUTLOOK

AGGIE BIOS

COACHES

OPPONENTS

SEASON REVIEW

RECORDS

UNIVERSITY

UTAH STATE vs. NORTHWESTERN STATE

Nov. 10, 2006 • Prather Coliseum • Natchitoches, La.

VISITORS: Utah State 0-1

#	Player Name	TOT-FG		3-PT		REBOUNDS									
		FG-FGA	FG-FGA	FT-FTA	OF	DE	TOT	PF	TP	A	TO	BLK	S	MIN	
21	Session, Chris.....	f	4-5	0-0	1-2	3	4	7	5	9	1	2	1	0	28
24	Peterson, Durrall.....	f	1-7	1-6	6-6	0	4	4	3	9	3	3	1	1	28
30	Spicer, Chaz.....	f	3-8	0-1	3-5	2	1	3	1	9	2	3	0	1	28
00	Watson, Mikel.....	g	3-4	0-1	0-1	1	2	3	2	6	4	7	0	0	24
20	Carroll, Jaycee.....	g	8-15	1-5	2-2	2	2	4	2	19	1	2	0	0	28
03	Hammer, Nick.....		3-5	2-4	4-6	2	1	3	2	12	2	0	0	0	17
10	Clark, Kris.....		0-1	0-1	0-0	0	0	0	1	0	1	2	0	2	16
23	Harrison, O.J.....		0-1	0-0	0-2	0	0	0	1	0	0	0	0	2	7
31	Earl, Michael.....		1-2	0-0	0-0	0	0	0	2	2	0	0	0	0	8
40	DuCharme, Stephen...		2-3	0-0	1-2	0	3	3	0	5	0	2	0	0	16
TEAM.....						1	1								
Totals.....			25-51	4-18	17-26	10	18	28	19	71	14	21	2	6	200

TOTAL FG% 1st Half: 14-24 58.3% 2nd Half: 11-27 40.7% Game: 49.0% DEADB
 3-Pt. FG% 1st Half: 1-6 16.7% 2nd Half: 3-12 25.0% Game: 22.2% REBS
 F Throw % 1st Half: 10-14 71.4% 2nd Half: 7-12 58.3% Game: 65.4% 4

HOME TEAM: Northwestern State 1-0

#	Player Name	TOT-FG		3-PT		REBOUNDS										
		FG-FGA	FG-FGA	FT-FTA	OF	DE	TOT	PF	TP	A	TO	BLK	S	MIN		
01	Spencer, Jermaine.....	f	7-11	0-0	0-0	2	3	5	4	14	0	1	0	4	20	
13	Thomas, Gerrell.....	f	1-4	0-0	4-4	1	4	5	2	6	1	3	0	0	23	
33	Bargeman, Colby.....	f	3-5	1-1	0-0	0	3	3	2	7	0	0	0	1	21	
12	Rogers, Luke.....	g	4-13	1-4	4-6	1	2	3	1	13	5	2	0	4	30	
21	Jones, Kennan.....	g	1-4	0-1	3-4	2	2	4	1	5	15	2	0	3	36	
03	Gilder, Trey.....	g	6-9	0-1	2-2	2	1	3	2	14	3	2	1	2	19	
14	McConathy, Michael...	g	1-1	1-1	0-0	0	0	0	2	3	1	2	0	0	7	
22	Woods, Eric.....	g	1-2	1-2	0-0	1	0	1	0	3	0	0	0	1	6	
23	Hancock, Keithan....	g	0-0	0-0	0-0	0	2	2	1	0	0	0	0	0	4	
24	Jones, Damon.....	g	0-1	0-1	0-0	0	0	0	1	0	1	0	0	1	2	
31	Porterie, Kalem.....	g	0-0	0-0	0-0	0	0	0	0	0	0	0	0	0	1	
40	Moody, Jerry.....	g	4-5	0-0	3-3	4	0	4	2	11	1	1	1	0	18	
42	Ross, Marcellas.....	g	5-9	2-2	0-0	2	4	6	1	12	0	0	1	0	13	
TEAM.....																
Totals.....			33-64		6-13	16-19	15	21	36	19	88	27	13	3	16	201

TOTAL FG% 1st Half: 16-38 42.1% 2nd Half: 17-26 65.4% Game: 51.6% DEADB
 3-Pt. FG% 1st Half: 2-5 40.0% 2nd Half: 4-8 50.0% Game: 46.2% REBS
 F Throw % 1st Half: 8-11 72.7% 2nd Half: 8-8 100% Game: 84.2% 1

Officials: Lonnie Dixon, Shawn Lehigh, Chris Rastatter
 Technical fouls: Utah State-None. Northwestern State-Bargeman, Colby; TEAM.
 Attendance: 3721

Score by Periods
 Utah State..... 39 32 - 71
 Northwestern State..... 42 46 - 88

UTAH STATE vs. CENTENARY

Nov. 17, 2006 • Carlson Center • Fairbanks, Alaska

VISITORS: Centenary 1-2

#	Player Name	TOT-FG	3-PT	REBOUNDS											
		FG-FGA	FG-FGA	FT-FTA	OF	DE	TOT	PF	TP	A	TO	BLK	S	MIN	
05	Starr, Alexander....	f	2-3	1-1	8-8	1	1	2	2	13	4	4	0	1	31
30	Bonham, Jerrald....	f	2-3	0-0	1-2	0	0	0	2	5	0	1	0	0	16
33	Logan, Larry.....	f	6-11	0-1	0-0	1	6	7	3	12	0	3	1	0	36
00	Hamilton, Tyrone....	g	1-2	1-2	2-2	0	0	0	4	5	3	0	0	0	10
22	Baumann, Bryan....	g	6-11	2-6	0-0	0	0	0	3	14	1	2	0	0	31
01	Stallings, Nick....		2-4	1-1	0-0	0	2	2	1	5	1	1	0	0	22
02	Shokouhizadeh, Iman.		0-1	0-1	0-0	0	0	0	1	0	1	0	0	0	2
11	Adams, Chase.....		5-6	3-4	4-4	0	3	3	2	17	2	2	1	2	35
14	Montague, Jeff....		0-0	0-0	0-0	0	0	0	1	0	0	0	0	1	1
34	Hill, Lance.....		0-1	0-0	0-0	0	0	0	1	0	0	0	0	0	13
40	Zusperreguy, Xabi...		0-0	0-0	0-0	0	1	1	0	0	0	0	0	0	3
TEAM.....						1	1								
Totals.....			24-42	8-16	15-16	2	14	16	20	71	14	16	2	3	200

TOTAL FG% 1st Half: 7-15 46.7% 2nd Half: 17-27 63.0% Game: 57.1% DEADB
 3-Pt. FG% 1st Half: 2-6 33.3% 2nd Half: 6-10 60.0% Game: 50.0% REBS
 F Throw % 1st Half: 10-10 100% 2nd Half: 5-6 83.3% Game: 93.8% 1

HOME TEAM: Utah State 1-1

		TOT-FG		3-PT		REBOUNDS									
#	Player Name	FG-FGA	FG-FGA	FT-FTA	OF	DE	TOT	PF	TP	A	TO	BLK	S	MIN	
21	Session, Chris.....	f	3-4	0-0	3-4	1	3	4	3	9	2	0	0	25	
24	Peterson, Durrall.....	f	4-6	3-5	0-0	2	2	4	1	11	1	4	0	23	
31	Earl, Michael.....	c	1-5	0-0	3-6	5	3	8	2	5	1	0	0	1	26
10	Clark, Kris.....	g	0-2	0-1	0-0	0	0	0	0	6	1	0	1	16	
20	Carroll, Jaycee.....	g	8-13	2-6	9-10	3	1	4	2	27	1	3	0	1	34
00	Watson, Mikel.....		3-7	3-5	1-2	0	0	0	3	10	3	4	0	1	23
03	Hammer, Nick.....		1-3	1-3	2-2	0	1	1	1	5	0	0	0	0	16
23	Harrison, O.J.....		1-3	1-2	2-2	1	1	2	1	5	0	0	0	8	
30	Spicer, Chaz.....		2-2	1-1	0-1	0	0	0	1	5	0	3	0	1	15
40	Ducharme, Stephen.....		0-1	0-0	0-0	0	4	4	1	0	1	1	0	1	14
TEAM.....						1	1	2				1			
Totals.....			23-46	11-23	20-27	13	16	29	15	77	15	17	0	6	200

TOTAL FG% 1st Half: 14-28 50.0% 2nd Half: 9-18 50.0% Game: 50.0% DEADB
 3-Pt. FG% 1st Half: 7-13 53.8% 2nd Half: 4-10 40.0% Game: 47.8% REBS
 F Throw % 1st Half: 11-15 73.3% 2nd Half: 9-12 75.0% Game: 74.1% 3

Officials: Jerry Scott, Newton Chelette, Ralph Schemel
 Technical fouls: Centenary-None. Utah State-None.
 Attendance: 2696
 Score by Periods
 Centenary..... 26 45 - 71
 Utah State..... 46 31 - 77

UTAH STATE vs. DRAKE

Nov. 18, 2006 • Carlson Center • Fairbanks, Alaska

VISITORS: Drake University 1-1

#	Player Name	TOT-FG		3-PT		REBOUNDS		PF	TP	A	TO	BLK	S	MIN	
		FG-FGA	FG-FGA	FT-FTA	OF	DE	TOT								
24	Korver, Klayton.....	f	1-7	1-4	2-4	2	3	5	0	5	1	2	0	1	17
32	Calvin, Ajay.....	f	8-13	0-1	7-10	0	1	1	1	23	0	2	0	0	30
44	Keita, Aliou.....	c	1-2	0-0	0-2	1	1	2	4	2	0	0	1	0	13
03	Stewart, Al.....	g	1-1	0-0	2-2	1	1	2	3	4	2	3	0	1	24
10	Grant, Nick.....	g	1-2	0-0	0-0	0	1	1	1	2	1	1	0	0	11
00	Traore Dit Nignan, A	g	0-0	0-0	0-0	0	0	0	0	0	0	0	0	0	1
02	Bryant, Chris.....	g	2-7	2-5	1-2	0	2	2	2	7	1	3	1	0	16
04	Heemskerk, Brent.....	g	0-0	0-0	0-0	1	0	1	0	0	0	0	0	0	3
05	Houston, Leonard.....	g	4-6	3-5	1-2	0	2	2	0	12	1	0	0	1	22
11	Baryenbruch, Jacob....	g	0-2	0-2	0-0	1	1	2	0	0	1	0	0	0	8
15	Emmenecker, Adam.....	g	0-0	0-0	0-2	0	0	0	0	1	0	5	3	0	13
20	Young, Josh.....	g	2-4	2-4	2-3	0	1	1	2	8	0	1	0	0	17
22	Eaddy, Bill.....	g	1-1	1-1	2-2	0	1	1	2	5	0	0	0	0	5
31	Cox, Jonathan.....	g	1-3	1-2	3-8	1	1	2	3	6	1	1	0	1	20
TEAM.....						3	3	6							
Totals.....			22-48	10-24	20-37	10	18	28	19	74	13	16	2	5	200

TOTAL FG% 1st Half: 9-18 50.0% 2nd Half: 13-30 43.3% Game: 45.8% DEADB
 3-Pt. FG% 1st Half: 3-6 50.0% 2nd Half: 7-18 38.9% Game: 41.7% REBS
 F Throw % 1st Half: 10-15 66.7% 2nd Half: 10-22 45.5% Game: 54.1% 10

HOME TEAM: Utah State 2-1

#	Player Name		TOT-FG	3-PT		REBOUNDS									
			FG-FGA	FG-FGA	FT-FTA	OF	DE	TOT	PF	TP	A	TO	BLK	S	MIN
21	Session, Chris.....	f	1-2	0-0	1-2	1	1	2	4	3	0	1	0	2	21
24	Peterson, Durrall.....	f	3-8	1-3	1-3	1	4	5	2	8	6	2	0	0	25
31	Earl, Michael.....	c	2-3	0-0	1-4	0	1	1	5	5	0	0	1	0	12
10	Clark, Kris.....	g	1-3	0-2	0-0	0	2	2	2	2	4	1	0	0	24
20	Carroll, Jaycee.....	g	8-14	6-11	2-2	4	6	10	2	24	4	2	0	0	29
00	Watson, Mikel.....		5-7	2-4	0-0	0	0	0	1	12	4	1	0	1	16
03	Hammer, Nick.....		1-4	0-2	0-0	0	2	2	2	2	3	0	0	0	17
15	Vaitiekus, Arvydas.....		0-1	0-0	0-0	0	0	0	0	0	0	1	0	0	2
33	Harmon, O.G.....		0-0	0-0	0-0	0	1	1	1	0	0	0	0	0	0
30	Spicher, Chaz.....		3-5	0-0	6-8	0	1	1	5	12	1	2	0	0	19
40	DuCharme, Stephen.....		10-10	0-0	2-3	2	2	4	4	22	0	0	0	0	26
TEAM.....						1	3	4							
Totals.....			35-57	9-22	13-22	9	23	32	28	92	22	11	1	3	200

UTAH STATE vs. WEBER STATE

Nov. 25, 2006 • Dee Glen Smith Spectrum • Logan, Utah

VISITORS: Weber State 4-2

#	Player Name	TOT-FG		3-PT		REBOUNDS				PF	TP	A	TO	BLK	S	MIN
		FG-FGA	FG-FGA	FT-FTA	OF	DE	TOT									
22	Henry, Dan.....	f	1-4	1-2	0-0	1	3	4	2	3	0	4	0	1	20	
24	Patten, David.....	f	1-6	0-2	7-9	2	2	4	5	9	1	3	0	0	26	
11	Valeika, Arturas....	c	6-9	0-1	4-6	1	4	5	2	16	0	0	0	1	33	
03	Turner, Eric.....	g	1-3	0-1	0-3	1	0	1	1	2	1	1	0	2	15	
45	Silveira, Juan Pablo	g	2-5	1-2	2-4	0	1	1	5	7	5	2	0	0	20	
10	Harris, Dezmon.....	g	4-6	1-2	0-0	0	3	3	3	9	1	4	0	0	23	
23	Van Brocklin, Brody.	g	1-5	1-4	0-0	0	0	0	4	3	2	3	0	1	25	
31	Davis, Daviin.....	f	1-3	0-0	4-4	0	3	3	2	6	2	1	0	0	17	
40	Panos, Steve.....	g	1-1	0-0	0-1	0	1	1	2	2	0	0	0	0	5	
44	Billings, Tyler.....	g	3-5	1-1	4-4	2	2	4	1	11	0	1	0	0	16	
TEAM.....						3	3									
Totals.....		21-47	5-15	21-31	10	19	29	27	68	12	19	0	5	200		

TOTAL FG% 1st Half: 13-24 54.2%	2nd Half: 8-23 34.8%	Game: 44.7%	DEADB
3-Pt. FG% 1st Half: 3-6 50.0%	2nd Half: 2-9 22.2%	Game: 33.3%	REBS
F Throw % 1st Half: 8-14 57.1%	2nd Half: 13-17 76.5%	Game: 67.7%	5

HOME TEAM: Utah State 4-1

#	Player Name	TOT-FG	3-PT	REBOUNDS											
		FG-FGA	FT-FTA	OF	DE	TOT	PF	TP	A	TO	BLK	S	MIN		
21	Session, Chris.....	f 3-3	0-0	2-2	2	4	6	5	8	0	0	0	1	17	
24	Peterson, Durrall....	f 3-8	1-4	7-8	0	3	3	2	14	2	3	1	2	27	
40	DuCharme, Stephen....	c 2-3	0-0	3-5	5	3	8	3	7	1	1	2	0	25	
10	Clark, Kris.....	g 0-3	0-2	0-0	0	1	1	2	0	0	4	0	1	11	
20	Carroll, Jaycee.....	g 8-12	2-5	8-9	1	2	3	3	26	0	3	0	2	33	
00	Watson, Mikel.....	g 2-7	1-1	6-7	1	4	5	1	11	6	3	0	1	28	
03	Hammer, Nick.....	g 0-2	0-1	0-0	0	1	1	0	0	1	1	0	0	13	
23	Harrison, O.J.....	g 0-2	0-0	0-0	0	0	0	3	0	0	1	0	1	8	
30	Spicer, Chaz.....	g 2-6	1-1	6-6	0	1	1	2	11	1	0	2	1	23	
31	Earl, Michael.....	g 0-1	0-0	0-0	1	1	2	3	0	0	1	1	0	15	
TEAM.....					1	2									
Totals.....		20-47	5-14	32-37	11	21	32	24	77	11	17	6	9	200	

TOTAL FG% 1st Half: 9-26 34.6%	2nd Half: 11-21 52.4%	Game: 42.6%	DEADB
3-Pt. FG% 1st Half: 2-8 25.0%	2nd Half: 3-6 50.0%	Game: 35.7%	REBS
F Throw % 1st Half: 15-16 93.8%	2nd Half: 17-21 81.0%	Game: 86.5%	2

Officials: Bob Staffen (R), Michael Irving, Newton Chelette
 Technical fouls: Weber State-None. Utah State-None.
 Attendance: 6973
 Score by Periods
 Weber State..... 37 31 - 68
 Utah State..... 35 42 - 77

UTAH STATE vs. SOUTH DAKOTA STATE

Nov. 29, 2006 • Frost Arena • Brookings, S.D.

VISITORS: Utah State 5-1

		TOT-FG		3-PT		REBOUNDS										
#	Player Name		FG-FGA	FG-FGA	FT-FTA	OF	DE	TOT	PF	TP	A	TO	BLK	S	MIN	
21	Session, Chris.....	f	0-2	0-0	0-0	3	1	4	2	0	1	2	1	0	23	
24	Peterson, Durrall....	f	2-8	0-3	2-2	1	4	5	2	6	1	3	0	1	31	
40	DuCharme, Stephen....	c	5-6	0-0	1-2	3	5	8	4	11	1	4	1	1	27	
10	Clark, Kris.....	g	1-2	0-0	0-0	0	1	1	3	2	1	2	0	1	13	
20	Carroll, Jaycee.....	g	7-13	2-4	4-4	2	8	10	2	20	1	2	1	0	35	
00	Watson, Mikel.....		4-10	0-2	1-2	0	0	0	4	9	4	4	0	1	26	
03	Hammer, Nick.....		0-1	0-1	0-0	0	1	1	0	0	1	1	0	1	9	
23	Harrison, O.J.....		0-1	0-1	0-2	0	0	0	0	0	0	0	0	1	6	
30	Spicer, Chaz.....		3-9	0-1	2-2	3	7	10	2	8	0	4	2	0	21	
31	Earl, Michael.....		0-0	0-0	0-0	0	2	2	1	0	0	1	0	0	9	
TEAM.....						2	1	3								
Totals.....			22-52	2-12	10-14	14	30	44	20	56	10	23	5	6	200	

TOTAL FG% 1st Half: 12-31 38.7%	2nd Half: 10-21 47.6%	Game: 42.3%	DEADB
3-Pt. FG% 1st Half: 2-6 33.3%	2nd Half: 0-6 0.0%	Game: 16.7%	REBS
F Throw % 1st Half: 4-4 100%	2nd Half: 6-10 60.0%	Game: 71.4%	2

HOME TEAM: South Dakota St. 1-7

#	Player Name	TOT-FG		3-PT		REBOUNDS				PF	TP	A	TO	BLK	S	MIN
		FG-FGA	FG-FGA	FT-FTA	OF	DE	TOT									
23	Kai Williams.....	f	2-6	0-1	0-0	2	1	3	1	4	1	0	0	0	15	
54	Michael Loney.....	f	2-9	0-0	1-2	0	2	2	2	5	0	2	0	1	36	
03	Mackenzie Casey....	g	0-0	0-0	0-0	1	0	1	2	0	3	1	0	0	15	
22	Andy Kleinjan.....	g	2-8	1-6	0-1	1	2	4	5	0	0	0	0	0	30	
24	Matt Cadwell.....	g	5-12	1-3	3-3	1	6	7	5	14	3	4	0	4	32	
10	Jose Frias.....	g	0-2	0-0	0-0	0	0	0	0	0	0	0	0	0	2	
20	Garrett Callahan....	g	3-7	0-1	4-6	0	0	0	2	10	2	3	0	1	25	
30	Blake Yackley.....	g	1-2	0-1	0-0	2	4	6	0	2	1	0	1	0	16	
42	Thomas Bassett.....	g	3-8	0-0	2-4	1	3	4	1	8	1	3	1	1	27	
44	Mark Engen.....	g	1-3	0-0	0-0	1	0	1	1	2	0	0	0	0	2	
TEAM.....						1	2									
Totals.....		19-57	2-12	10-16	10	18	28	18	50	11	14	2	7	200		

TOTAL FG% 1st Half: 8-32 25.0%	2nd Half: 11-25 44.0%	Game: 33.3%	DEADB
3-Pt. FG% 1st Half: 2-7 28.6%	2nd Half: 0-5 0.0%	Game: 16.7%	REBS
F Throw % 1st Half: 1-4 25.0%	2nd Half: 9-12 75.0%	Game: 62.5%	4

Officials: Bill Forehand, Jeff Albright, Bret Wegenke
 Technical fouls: Utah State-None. South Dakota St.-None.
 Attendance: 1942
 Score by Periods
 Utah State..... 30 26 - 56
 South Dakota St. 19 31 - 50

UTAH STATE vs. IDAHO STATE

Dec. 1, 2006 • Dee Glen Smith Spectrum • Logan, Utah

VISITORS: Idaho State 2-5

#	Player Name	TOT-FG		3-PT		REBOUNDS				PF	TP	A	TO	BLK	S	MIN
		FG-FGA	FG-FGA	FT-FTA	FT-FTA	OF	DE	TOT								
04	Kinghorn, Logan.....	f	0-0	0-0	0-0	0	2	2	1	0	2	2	0	1	19	
21	Monroe, Demetrius.....	c	3-8	0-0	0-0	3	3	6	3	6	0	0	0	0	23	
03	Abdul-Ahad, Akbar.....	g	1-9	1-6	0-0	0	1	1	1	3	5	2	0	1	27	
30	Schroeder, David.....	g	3-9	2-5	0-0	0	2	2	2	8	1	3	0	0	27	
31	Stucki, Matt.....	g	1-6	0-3	0-0	0	1	1	2	2	2	1	0	0	25	
01	Morgan, Amorrow.....		1-3	0-1	2-2	1	0	1	0	4	1	1	0	0	13	
20	Carson, Donnie.....		1-1	1-1	0-0	0	0	0	1	3	0	2	0	0	13	
23	Kilpatrick, Austin.....		1-6	0-2	1-1	1	0	1	1	3	1	2	0	2	11	
32	O'Brien, Cory.....		0-0	0-0	0-0	1	1	2	0	0	0	0	0	0	10	
42	Ofoegbu, John.....		6-9	0-0	3-4	3	0	3	2	15	0	2	0	3	19	
45	Rhodes, Nicholas.....		1-2	0-0	0-0	2	1	3	1	2	0	2	1	0	13	
TEAM.....						4	5					1				
Totals.....			18-53	4-18	6-7	15	12	27	14	46	12	18	1	7	200	

TOTAL FG% 1st Half: 11-25 44.0%	2nd Half: 7-28 25.0%	Game: 34.0%	DEADB
3-Pt. FG% 1st Half: 3-10 30.0%	2nd Half: 1-8 12.5%	Game: 22.2%	REBS
F Throw % 1st Half: 1-2 50.0%	2nd Half: 5-5 100%	Game: 85.7%	1

HOME TEAM: Utah State 6-1

#	Player Name	TOT-FG		3-PT		REBOUNDS										PF	TP	A	TO	BLK	S	MIN
		FG-FGA	FG-FGA	FT-FTA	OF	DE	TOT															
24	Peterson, Durrall.....	f	6-9	5-7	0-0	1	1	2	0	17	3	1	0	0	21							
30	Spicer, Chaz.....	f	3-4	0-0	4-4	0	2	2	1	10	2	2	0	1	26							
40	DuCharme, Stephen....	c	4-4	0-0	3-3	1	4	5	0	11	0	2	0	0	28							
10	Clark, Kris.....	g	0-1	0-1	0-0	0	1	1	1	0	8	3	0	2	20							
20	Carroll, Jaycee.....	g	7-8	4-5	4-4	2	3	5	1	22	1	1	0	2	22							
00	Watson, Mikel.....		5-6	0-1	0-1	0	1	1	2	10	3	0	0	3	19							
03	Hammer, Nick.....		0-3	0-3	0-0	0	3	3	0	0	1	1	0	3	15							
11	Vaitiekus, Arvydas...		0-0	0-0	0-0	1	0	1	1	0	0	0	2	0	8							
21	Session, Chris.....		4-7	0-0	2-3	3	4	7	2	10	0	1	0	2	19							
23	Harrison, O.J.....		1-4	0-0	1-2	0	1	1	1	3	0	2	0	1	15							
31	Earl, Michael.....		0-1	0-0	0-0	0	0	0	3	0	0	1	1	0	7							
Totals.....			30-47	9-17	14-17	8	20	28	12	83	18	14	3	14	200							

UTAH STATE vs. UTAH VALLEY

Dec. 9, 2006 • McKay Center • Orem, Utah

VISITORS: Utah State 8-1

##	Player Name	TOT-FG	3-PT	REBOUNDS	PF	TP	A	TO	BLK	S	MIN
		FG-FGA	FG-FGA	FT-FTA	OF	DE	TOT				
24	Peterson, Durrall.... f	6-10	4-7	4-4	0	3	3	1	20	4	20
30	Spicer, Chaz..... f	2-4	0-1	3-4	0	1	1	2	7	6	3
40	Ducharme, Stephen... c	4-5	0-0	1-2	1	3	4	1	9	0	1
10	Clark, Kris..... g	0-1	0-1	0-0	0	0	0	2	0	2	2
20	Carroll, Jaycee..... g	9-12	0-2	0-0	2	4	6	4	18	1	2
00	Watson, Mikel..... g	3-8	0-1	0-0	0	2	2	2	6	2	1
03	Hammer, Nick..... c	1-3	1-3	0-0	1	1	2	0	3	0	1
21	Session, Chris..... f	2-4	0-0	2-2	1	0	1	1	6	0	0
23	Harrison, O.J..... c	0-1	0-0	0-0	1	0	1	1	0	0	0
31	Earl, Michael..... c	0-0	0-0	0-0	0	0	0	0	0	0	2
TEAM					1	4	5				
Totals		27-48	5-15	10-12	7	18	25	14	69	15	12

TOTAL FG% 1st Half: 10-23 43.5%	2nd Half: 17-25 68.0%	Game: 56.3%	DEADB
3-Pt. FG% 1st Half: 2-8 25.0%	2nd Half: 3-7 42.9%	Game: 33.3%	REBS
F Throw % 1st Half: 4-5 80.0%	2nd Half: 6-7 85.7%	Game: 83.3%	1

HOME TEAM: Utah Valley State 5-4

##	Player Name	TOT-FG	3-PT	REBOUNDS	PF	TP	A	TO	BLK	S	MIN
		FG-FGA	FG-FGA	FT-FTA	OF	DE	TOT				
25	HECK, David..... f	7-12	1-5	0-0	1	0	1	1	15	0	1
33	BROWN, Peter..... f	3-5	0-1	0-0	2	0	2	5	6	1	0
32	BRADY, Jordan..... c	2-2	0-0	0-0	0	1	1	2	4	0	1
05	PETERSON, Matt..... g	2-5	0-1	0-0	0	2	2	1	4	1	2
11	BAILEY, Chris..... g	2-3	1-1	3-4	2	1	3	1	8	2	3
04	OLSEN, Josh..... c	0-2	0-1	0-0	0	2	2	2	0	1	0
10	TOOLSON, Ryan..... c	1-9	0-8	6-6	0	1	1	1	8	2	1
12	TROYER, Richard..... c	5-8	4-6	2-2	1	3	4	0	16	1	0
23	WALKER, Joe..... c	1-2	0-0	2-2	1	2	3	0	4	0	1
50	RAVENBERG, Brett.... c	0-0	0-0	0-0	0	0	0	1	0	0	0
TEAM					3	3					
Totals		23-48	6-23	13-14	7	15	22	14	65	8	9

TOTAL FG% 1st Half: 11-27 40.7%	2nd Half: 12-21 57.1%	Game: 47.9%	DEADB
3-Pt. FG% 1st Half: 2-12 16.7%	2nd Half: 4-11 36.4%	Game: 26.1%	REBS
F Throw % 1st Half: 3-4 75.0%	2nd Half: 10-10 100%	Game: 92.9%	1

Officials: Paul Cooley, Shane Crossland, Casey McClellan
 Technical fouls: Utah State-None. Utah Valley State-None.
 Attendance: 4002
 Score by Periods
 Utah State..... 26 43 - 69
 Utah Valley State..... 27 38 - 65

UTAH STATE vs. BRIGHAM YOUNG

Dec. 16, 2006 • Marriott Center • Provo, Utah

VISITORS: Utah State 8-2

##	Player Name	TOT-FG	3-PT	REBOUNDS	PF	TP	A	TO	BLK	S	MIN
		FG-FGA	FG-FGA	FT-FTA	OF	DE	TOT				
21	Session, Chris..... f	6-11	0-0	0-0	2	4	6	1	12	0	0
24	Peterson, Durrall.... f	0-4	0-3	0-0	0	2	2	4	0	1	3
40	Ducharme, Stephen... c	4-11	0-0	2-2	1	5	6	2	10	0	0
00	Watson, Mikel..... g	3-9	0-1	1-2	1	3	4	4	7	2	3
20	Carroll, Jaycee..... g	4-13	0-3	8-8	3	4	7	3	16	0	0
03	Hammer, Nick..... c	2-5	0-1	1-1	2	2	4	2	5	2	1
10	Clark, Kris..... g	0-3	0-3	0-0	0	0	0	2	0	1	2
23	Harrison, O.J..... c	0-1	0-0	0-0	0	2	2	0	0	1	1
30	Spicer, Chaz..... c	1-1	0-0	0-0	0	0	0	1	2	0	1
31	Earl, Michael..... c	2-3	0-0	6-7	0	3	3	2	10	0	0
TEAM					1	1					
Totals		22-61	0-11	18-20	10	25	35	21	62	7	14

TOTAL FG% 1st Half: 10-26 38.5%	2nd Half: 12-35 34.3%	Game: 36.1%	DEADB
3-Pt. FG% 1st Half: 0-4 0.0%	2nd Half: 0-7 0.0%	Game: 0.0%	REBS
F Throw % 1st Half: 8-10 80.0%	2nd Half: 10-10 100%	Game: 90.0%	1

HOME TEAM: Brigham Young 6-4

##	Player Name	TOT-FG	3-PT	REBOUNDS	PF	TP	A	TO	BLK	S	MIN
		FG-FGA	FG-FGA	FT-FTA	OF	DE	TOT				
03	YOUNG, Keena..... f	7-13	0-0	1-2	2	10	12	1	15	0	2
23	BALDRESON, Jimmy... f	3-8	0-2	4-6	1	3	4	1	10	2	5
44	PLAISTED, Trent..... c	8-12	0-0	2-7	3	5	8	3	18	4	3
01	BROADUS, Rashaun... g	2-4	1-2	1-2	2	1	3	2	6	1	0
30	CUMMARD, Lee..... g	1-5	1-3	0-0	0	7	7	1	3	3	1
02	ROSE, Mike..... c	2-5	1-2	1-2	0	0	0	0	7	0	1
13	AIWGE, Austin..... c	3-3	1-1	4-6	0	2	2	3	11	4	1
15	MALAMAN, Fernando... c	2-4	1-2	0-0	0	0	0	5	5	0	2
20	BURGESS, Sam..... c	0-0	0-0	0-0	0	0	0	0	0	0	0
24	MURDOCK, Ben..... c	0-1	0-1	0-0	0	0	0	1	0	0	0
TEAM					1	2	3				
Totals		28-55	6-16	13-25	9	30	39	17	75	14	15

TOTAL FG% 1st Half: 14-30 46.7%	2nd Half: 14-25 56.0%	Game: 50.9%	DEADB
3-Pt. FG% 1st Half: 3-11 27.3%	2nd Half: 3-5 60.0%	Game: 37.5%	REBS
F Throw % 1st Half: 7-14 50.0%	2nd Half: 6-11 54.5%	Game: 52.0%	5

Officials: David Hall, Stanley Reynolds, Mike Reed
 Technical fouls: Utah State-None. Brigham Young-None.
 Attendance: 10335
 Score by Periods
 Utah State..... 28 34 - 62
 Brigham Young..... 38 37 - 75

UTAH STATE vs. IPFW

Dec. 21, 2006 • Dee Glen Smith Spectrum • Logan, Utah

VISITORS: IPFW 4-9

##	Player Name	TOT-FG	3-PT	REBOUNDS	PF	TP	A	TO	BLK	S	MIN
		FG-FGA	FG-FGA	FT-FTA	OF	DE	TOT				
03	Scott, DeWitt..... f	2-5	2-4	0-0	0	2	2	3	6	0	3
04	Hawkins, Justin.... f	0-0	0-0	0-0	1	2	3	1	0	0	1
31	Best, Tyler..... c	2-9	0-0	2-4	0	1	1	2	6	0	5
02	Johnson, Jakari.... g	2-8	0-4	2-3	0	3	3	3	6	3	1
12	Savely, Kyle..... g	0-0	0-0	0-0	0	0	0	1	0	0	1
05	Carouthers, Quintin. f	1-4	0-0	0-0	2	1	3	0	2	0	0
11	Lepper, Pat..... c	2-5	2-5	0-0	0	1	1	0	6	2	0
15	Johnson, Demetrius.. c	4-6	0-0	1-2	1	0	1	5	9	4	3
22	Perkins, Chris..... c	0-3	0-1	0-0	2	0	2	1	0	2	0
34	Burrows, Jaraun.... c	7-8	0-0	3-4	1	6	7	1	17	1	2
50	Egeric, Zeljko..... c	4-6	2-3	1-2	2	3	5	4	11	2	3
TEAM					1	2	3				
Totals		24-54	6-17	9-15	10	20	30	21	63	14	19

TOTAL FG% 1st Half: 11-28 39.3%	2nd Half: 13-26 50.0%	Game: 44.4%	DEADB
3-Pt. FG% 1st Half: 4-8 50.0%	2nd Half: 2-9 22.2%	Game: 35.3%	REBS
F Throw % 1st Half: 5-8 62.5%	2nd Half: 4-7 57.1%	Game: 60.0%	2

HOME TEAM: Utah State 9-2

##	Player Name	TOT-FG	3-PT	REBOUNDS	PF	TP	A	TO	BLK	S	MIN
		FG-FGA	FG-FGA	FT-FTA	OF	DE	TOT				
21	Session, Chris..... f	2-4	0-0	2-2	1	2	3	2	6	0	6
24	Peterson, Durrall.... f	2-7	1-3	1-2	1	4	5	3	6	2	0
40	Ducharme, Stephen... c	5-8	0-0	3-4	4	6	10	2	13	0	0
10	Clark, Kris..... g	2-3	0-0	0-0	0	3	3	1	4	5	1
20	Carroll, Jaycee..... g	9-14	4-7	7-8	4	4	8	0	29	4	0
00	Watson, Mikel..... c	1-4	0-1	0-1	0	0	0	2	2	3	1
03	Hammer, Nick..... c	0-2	0-2	2-2	0	0	0	0	2	2	1
11	Vaitiekus, Arvydas.. c	0-0	0-0	0-0	0	1	1	0	0	0	0
23	Harrison, O.J..... c	0-0	0-0	0-0	0	0	0	0	0	0	0
30	Spicer, Chaz..... c	3-8	0-0	4-5	0	2	2	3	10	0	1
31	Earl, Michael..... c	2-3	0-0	1-2	0	2	2	2	5	0	2
TEAM					1	1					
Totals		26-53	5-13	20-26	11	24	35	15	77	20	15

TOTAL FG% 1st Half: 16-25 64.0%	2nd Half: 10-28 35.7%	Game: 49.1%	DEADB
3-Pt. FG% 1st Half: 2-6 33.3%	2nd Half: 3-7 42.9%	Game: 38.5%	REBS
F Throw % 1st Half: 6-7 85.7%	2nd Half: 14-19 73.7%	Game: 76.9%	2

Officials: Duane Allen, Michael Irving, Brian Shelley
 Technical fouls: IPFW-None. Utah State-None.
 Attendance: 6355
 Score by Periods
 IPFW..... 31 32 - 63
 Utah State..... 40 37 - 77

UTAH STATE vs. SANTA CLARA

Dec. 23, 2006 • Leavey Center • Santa Clara, Calif.

VISITORS: Utah State 9-3

##	Player Name	TOT-FG	3-PT	REBOUNDS	PF	TP	A	TO	BLK	S	MIN
		FG-FGA	FG-FGA	FT-FTA	OF	DE	TOT				
21	Session, Chris..... f	1-3	0-0	1-1	0	1	1	5	3	2	0
24	Peterson, Durrall.... f	2-6	2-5	3-4	0	5	5	5	9	3	0
40	Ducharme, Stephen... c	9-17	1-1	3-3	7	4	11	2	22	1	0
10	Clark, Kris..... g	2-3	2-3	0-0	0	1	1	0	6	4	2
20	Carroll, Jaycee..... g	4-10	0-2	6-6	1	3	4	2	14	0	0
00	Watson, Mikel..... c	3-10	1-3	1-2	1	3	4	0	8	2	2
03	Hammer, Nick..... c	2-2	0-0	0-0	1	6	7	2	4	1	0
30	Spicer, Chaz..... c	4-7	0-0	1-1	0	1	1	5	9	0	4
31	Earl, Michael..... c	0-2	0-0	0-0	2	0	2	1	0	1	3
TEAM					1	1					
Totals		27-60	6-14	15-17	13	24	37	22	75	15	19

TOTAL FG% 1st Half: 11-25 44.0%	2nd Half: 13-25 52.0%	OT: 3-10 30.0%	Game: 45.0%	DEADB
3-Pt. FG% 1st Half: 2-7 28.6%	2nd Half: 2-5 40.0%	OT: 2-2 100%	Game: 42.9%	REBS
F Throw % 1st Half: 3-4 75.0%	2nd Half: 10-11 90.9%	OT: 2-2 100%	Game: 88.2%	0.1

HOME TEAM: Santa Clara 9-4

HOME TEAM: Santa Clara 59														
##	Player Name	TOT-FG	3-PT	REBOUNDS										
		FG-FGA	FG-FGA	FT-FTA	OF	DE	TOT	PF	TP	A	TO	BLK	S	MIN.
15	DENISON, Sean.....	f	1-4	0-0	1-2	2	4	6	4	3	1	3	1	36
21	HENKE, Mitch.....	f	5-7	1-2	3-5	2	4	6	4	14	3	4	1	231
54	BRYANT, John.....	c	8-14	0-0	4-9	4	8	12	1	20	0	1	1	137
05	ANGLEY, Brody.....	g	1-7	0-5	2-4	0	1	1	3	4	3	7	0	26
23	PARISEAU, Danny.....	g	3-8	0-1	5-5	1	2	3	4	11	5	2	0	234
03	JOHNSON, Calvin.....		0-1	0-1	0-0	0	2	2	0	0	0	0	2	5
10	ROHE, Brandon.....		0-0	0-0	0-0	0	0	0	0	0	0	0	1	5
11	GUNDERSON, Jonathan.....		0-1	0-0	0	0	0	0	0	1	0	0	0	3
12	DOUMPERT, Scott.....		5-8	4-6	2-3	1	1	2	0	16	2	0	0	29
44	KAUGHFF, Joey.....		3-7	3-7	0-0	3	0	3	1	9	0	0	0	19
TEAM.....														
Totals.....		26-57	8-23	17-28	13	22	35	17	77	15	17	3	11	225

UTAH STATE vs. CAL STATE BAKERSFIELD

Dec. 30, 2006 • Dee Glen Smith Spectrum • Logan, Utah

VISITORS: Cal State Bakersfield 4-6

##	Player Name	TOT-FG		3-PT		REBOUNDS				PF	TP	A	TO	BLK	S	MIN
		FG-FGA	FG-FGA	FT-FTA	FT-FTA	OF	DE	TOT								
04	Harding, Randall....	f	1-5	0-2	1-2	0	3	3	2	3	3	7	1	2	33	
05	Andrews, Richard....	f	0-3	0-1	3-4	1	0	1	3	3	1	3	0	0	19	
33	Damus, Carl.....	c	5-10	0-0	2-3	3	2	5	4	12	0	3	3	2	30	
03	Rice, Dwan.....	g	4-12	3-8	0-0	1	1	2	0	11	2	2	0	2	36	
23	Grasmick, Zack.....	g	2-7	2-7	0-0	1	3	4	1	6	1	0	0	0	25	
20	Rose, Robert.....		0-0	0-0	0-0	0	0	0	0	0	1	0	0	0	3	
21	Robinson, Brandon...		1-2	1-2	0-0	0	0	0	0	3	0	1	1	0	8	
24	Blakley, Trent.....		1-4	0-1	0-0	1	3	4	2	2	0	2	0	0	12	
25	Nevens, Brandon.....		1-2	0-0	2-2	1	0	1	0	4	0	0	0	0	4	
32	Hall, Demarcus.....		0-3	0-1	4-4	1	3	4	3	4	0	0	1	1	20	
34	Robinson, Rick.....		0-0	0-0	1-2	0	3	3	1	1	0	0	1	0	10	
TEAM.....						2	2									
Totals.....			15-48	6-22	13-17	11	18	29	16	49	8	19	7	7	200	

TOTAL FG% 1st Half: 8-29 27.6% 2nd Half: 7-19 36.8% Game: 31.3% DEADB
 3-Pt. FG% 1st Half: 3-14 21.4% 2nd Half: 3-8 37.5% Game: 27.3% REBS
 F Throw % 1st Half: 4-6 66.7% 2nd Half: 9-11 81.8% Game: 76.5% 3

HOME TEAM: Utah State 10-3

##	Player Name	TOT-FG		3-PT		REBOUNDS				PF	TP	A	TO	BLK	S	MIN
		FG-FGA	FG-FGA	FT-FTA	FT-FTA	OF	DE	TOT								
21	Session, Chris.....	f	4-5	0-0	2-2	1	0	1	5	10	0	2	0	0	23	
24	Peterson, Durrall....	f	1-6	0-4	0-0	0	2	2	1	2	2	3	0	0	27	
40	Ducharme, Stephen....	c	6-7	0-0	1-3	0	3	3	2	13	1	2	1	0	27	
10	Clark, Kris.....	g	4-5	0-0	1-1	0	3	3	1	9	5	2	0	0	25	
20	Carroll, Jaycee.....	g	4-11	1-3	2-3	1	3	4	1	11	2	2	0	0	27	
00	Watson, Mikel.....		1-4	0-0	0-0	0	2	2	0	2	1	3	0	1	15	
03	Hammer, Nick.....		1-5	0-0	3-3	1	2	3	2	5	3	0	0	1	17	
11	Vaitiekus, Arvydas...		0-0	0-0	0-0	0	1	1	1	0	0	1	0	1	4	
23	Harrison, O.J.....		2-3	1-1	0-0	0	3	3	0	5	1	0	1	0	9	
30	Spicer, Chaz.....		2-2	0-0	2-3	1	2	3	1	6	2	1	0	0	21	
31	Earl, Michael.....		0-0	0-0	2-2	1	0	1	3	2	0	0	0	1	5	
TEAM.....						3	3									
Totals.....			25-48	2-8	13-17	8	21	29	17	65	17	16	2	4	200	

TOTAL FG% 1st Half: 10-21 47.6% 2nd Half: 15-27 55.6% Game: 52.1% DEADB
 3-Pt. FG% 1st Half: 1-5 20.0% 2nd Half: 1-3 33.3% Game: 25.0% REBS
 F Throw % 1st Half: 8-11 72.7% 2nd Half: 5-6 83.3% Game: 76.5% 1,2

Officials: Stanley Reynolds, Newton Chelette, Roosevelt Brown
 Technical fouls: Cal State Bakersfield-None. Utah State-None.
 Attendance: 8049

Score by Periods		1st	2nd	Total
Cal State Bakersfield.....		23	26	49
Utah State.....		29	36	65

UTAH STATE vs. BOISE STATE

Jan. 4, 2007 • Taco Bell Arena • Boise, Idaho

VISITORS: Utah State 10-4, 0-1 WAC

##	Player Name	TOT-FG		3-PT		REBOUNDS				PF	TP	A	TO	BLK	S	MIN
		FG-FGA	FG-FGA	FT-FTA	FT-FTA	OF	DE	TOT								
21	Session, Chris.....	f	4-5	0-0	1-1	3	2	5	5	9	0	1	0	2	22	
24	Peterson, Durrall....	f	1-6	0-3	2-2	0	2	2	1	4	1	4	0	0	25	
40	Ducharme, Stephen....	c	1-6	0-0	0-0	2	1	3	1	2	0	0	0	1	16	
10	Clark, Kris.....	g	0-6	0-1	0-0	0	1	1	1	0	1	1	0	1	17	
20	Carroll, Jaycee.....	g	7-16	0-4	4-4	4	4	8	4	18	1	4	1	1	36	
00	Watson, Mikel.....		2-7	0-2	3-3	0	2	2	1	7	4	3	0	0	23	
03	Hammer, Nick.....		1-5	1-2	0-0	1	1	2	1	3	0	0	0	2	15	
11	Vaitiekus, Arvydas...		3-3	0-0	0-0	0	2	2	1	6	0	0	0	0	11	
23	Harrison, O.J.....		2-2	0-0	0-0	0	1	1	0	4	0	1	0	0	5	
30	Spicer, Chaz.....		5-14	0-1	3-4	4	4	8	2	13	2	4	1	1	30	
TEAM.....						1	4	5								
Totals.....			26-70	1-13	13-14	17	22	39	17	66	9	18	2	8	200	

TOTAL FG% 1st Half: 11-32 34.4% 2nd Half: 15-38 39.5% Game: 37.1% DEADB
 3-Pt. FG% 1st Half: 1-7 14.3% 2nd Half: 0-6 0.0% Game: 7.7% REBS
 F Throw % 1st Half: 0-0 0.0% 2nd Half: 13-14 92.9% Game: 92.9% 0

HOME TEAM: Boise State 7-5, 1-0 WAC

##	Player Name	TOT-FG		3-PT		REBOUNDS				PF	TP	A	TO	BLK	S	MIN
		FG-FGA	FG-FGA	FT-FTA	FT-FTA	OF	DE	TOT								
20	Tiedeman, Tyler.....	f	3-6	2-4	4-6	0	3	3	0	12	1	2	0	1	22	
24	Larry, Reggie.....	f	7-11	0-1	2-2	1	5	6	0	16	2	1	0	1	32	
22	Nelson, Matt.....	c	7-9	0-0	4-6	3	4	7	4	18	3	5	2	1	31	
03	Lane, Eric.....	g	2-7	2-6	2-4	0	3	3	1	8	3	2	0	0	25	
05	Karl, Coby.....	g	5-10	3-6	0-0	0	3	3	2	13	2	2	0	1	36	
02	Wilson, Kenny.....		1-2	0-0	1-1	1	2	3	2	3	0	2	0	0	9	
04	Robinson, Seth.....		0-1	0-0	0-0	0	3	3	1	0	1	3	0	0	11	
11	Thomas, Anthony....		0-0	0-0	0-0	0	0	0	0	0	0	1	0	0	2	
15	Bauscher, Matt.....		2-3	1-2	0-0	0	0	0	4	5	5	1	0	2	28	
55	Hallberg, Colin.....		1-2	0-0	0-0	0	1	1	0	2	0	0	1	0	3	
TEAM.....						4	4									
Totals.....			28-51	8-19	13-19	5	28	33	14	77	17	20	5	6	199	

TOTAL FG% 1st Half: 15-29 51.7% 2nd Half: 13-22 59.1% Game: 54.9% DEADB
 3-Pt. FG% 1st Half: 5-13 38.5% 2nd Half: 3-6 50.0% Game: 42.1% REBS
 F Throw % 1st Half: 3-3 100% 2nd Half: 10-16 62.5% Game: 68.4% 2

Officials: Bob Staffen, Winston Stith, Chris Rastatter
 Technical fouls: Utah State-None. Boise State-Robinson, Seth.
 Attendance: 3346

Score by Periods		1st	2nd	Total
Utah State.....		23	43	66
Boise State.....		38	39	77

UTAH STATE vs. FRESNO STATE

Jan. 6, 2007 • Save Mart Center • Fresno, Calif.

VISITORS: Utah State 10-5, 0-2 WAC

##	Player Name	TOT-FG		3-PT		REBOUNDS				PF	TP	A	TO	BLK	S	MIN
		FG-FGA	FG-FGA	FT-FTA	FT-FTA	OF	DE	TOT								
21	Session, Chris.....	f	1-6	0-0	0-0	4	6	10	1	2	1	1	0	0	24	
24	Peterson, Durrall....	f	2-6	2-4	0-0	0	0	0	5	6	2	2	0	0	15	
40	Ducharme, Stephen....	c	4-12	0-0	0-0	2	4	6	2	8	0	1	0	0	33	
10	Clark, Kris.....	g	2-5	0-2	0-0	0	6	6	1	4	4	0	1	1	22	
20	Carroll, Jaycee.....	g	3-12	2-6	8-8	3	3	6	4	16	4	3	0	1	38	
00	Watson, Mikel.....		3-6	2-5	0-0	0	1	1	4	8	0	4	0	1	17	
03	Hammer, Nick.....		2-4	2-3	0-0	0	4	4	3	6	3	1	0	0	21	
11	Vaitiekus, Arvydas...		0-0	0-0	0-0	0	0	0	0	0	0	1	0	0	1	
23	Harrison, O.J.....		0-1	0-1	0-0	0	0	0	0	0	0	1	0	0	3	
30	Spicer, Chaz.....		7-10	2-2	4-4	4	1	5	4	20	2	1	1	0	26	
TEAM.....						3	3									
Totals.....			24-62	10-23	12-12	16	25	41	24	70	16	17	2	3	200	

TOTAL FG% 1st Half: 10-28 35.7% 2nd Half: 14-34 41.2% Game: 38.7% DEADB
 3-Pt. FG% 1st Half: 5-10 50.0% 2nd Half: 5-13 38.5% Game: 43.5% REBS
 F Throw % 1st Half: 4-4 100% 2nd Half: 8-8 100% Game: 100% 0

HOME TEAM: Fresno State 13-2, 2-0 WAC

#	Player Name	TOT-FG		3-PT		REBOUNDS										
		FG-FGA	FG-FGA	FT-FTA	OF	DE	TOT	PF	TP	A	TO	BLK	S	MIN		
03	McGuire, Dominic....	f	7-11	1-2	4-6	3	7	10	3	19	4	3	4	1	35	
14	Hosley, Quinton.....	f	6-10	0-3	3-4	1	5	6	3	15	3	3	1	3	35	
34	Coleman, Ja'Vance....	f	4-10	3-8	5-8	1	0	1	3	16	3	2	0	3	31	
21	Hernandez, Hector....	c	3-8	2-5	1-3	0	4	4	2	9	0	0	3	1	37	
01	Bell, Kevin.....	g	6-12	2-4	1-2	0	2	2	1	15	7	1	0	2	38	
02	Taylor, Shawn.....		0-0	0-0	0-0	0	0	0	1	0	0	0	0	2		
12	Miller, Eddie.....		1-4	0-3	1-2	1	1	2	1	3	1	0	0	0	15	
22	Parker, Tyson.....		0-0	0-0	0-0	0	0	0	0	0	0	0	0	1		
33	Blair, Alex.....		1-1	0-0	0-0	1	1	2	0	2	0	0	2	0	6	
TEAM.....								2	2							
Totals.....			28-56	8-25	15-25	7	22	29	14	79	18	9	10	10	200	

UTAH STATE vs. LOUISIANA TECH

Jan. 13, 2007 • Dee Glen Smith Spectrum • Logan, Utah

VISITORS: Louisiana Tech 4-12, 2-2 WAC

#	Player Name	TOT-FG		3-PT		REBOUNDS					PF	TP	A	TO	BLK	S	MIN
		FG-FGA	FG-FGA	FT-FTA	FT-FTA	OF	DE	TOT									
01	McKenzie, Chad.....	f	5-13	1-4	2-2	3	3	6	5	13	0	6	2	5	3	37	
22	Disy, Harry.....	f	4-6	0-0	2-4	3	6	9	3	10	1	0	0	3	40		
02	Washington, Drew.....	g	2-7	2-5	0-0	0	1	1	3	6	0	0	0	0	25		
03	McDowell, Trey.....	g	5-15	1-7	0-0	0	7	7	2	11	2	3	0	3	36		
23	Richardson, Jerome.....	g	2-6	0-0	1-1	2	3	5	3	5	4	2	0	33			
05	Smith, Keith.....		0-1	0-1	0-0	0	0	0	0	0	0	0	0	0	3		
11	Gibson, Kyle.....		0-3	0-3	0-0	0	0	0	0	0	0	1	0	0	7		
15	Elliott, Marcus.....		0-0	0-0	0-0	0	0	0	0	0	0	0	0	0	1		
33	Parker, Terry.....		1-1	0-0	2-4	0	0	0	5	4	0	4	0	1	18		
TEAM.....						1	1										
Totals.....			19-52	4-20	7-11	8	21	29	21	49	8	18	4	12	200		

TOTAL FG% 1st Half: 12-24 50.0% 2nd Half: 7-28 25.0% Game: 36.5% DEADB
 3-Pt. FG% 1st Half: 3-8 37.5% 2nd Half: 1-12 8.3% Game: 20.0% REBS
 F Throw % 1st Half: 5-7 71.4% 2nd Half: 2-4 50.0% Game: 63.6% 2

HOME TEAM: Utah State 12-5, 1-2 WAC

#	Player Name	TOT-FG		3-PT		REBOUNDS					PF	TP	A	TO	BLK	S	MIN
		FG-FGA	FG-FGA	FT-FTA	FT-FTA	OF	DE	TOT									
24	Peterson, Durrall....	f	3-9	2-7	3-5	0	5	5	0	11	2	2	1	3	31		
30	Spicer, Chaz.....	f	2-5	0-1	4-6	1	6	7	3	8	0	4	1	3	27		
40	DuCharme, Stephen....	f	2-5	0-0	0-0	0	1	1	3	4	0	2	1	0	19		
10	Clark, Kris.....	g	2-3	0-0	2-2	0	1	1	0	6	4	3	0	3	32		
20	Carroll, Jaycee.....	g	9-15	2-6	7-7	2	7	9	1	27	5	2	0	0	39		
03	Hammer, Nick.....		2-3	2-3	1-2	0	2	2	0	7	3	1	0	1	18		
21	Session, Chris.....		2-4	0-0	2-3	1	3	4	2	6	0	3	1	0	25		
23	Harrison, O.J.....		0-0	0-0	0-0	0	0	0	0	0	0	0	0	0	1		
31	Earl, Michael.....		0-1	0-0	0-0	1	0	1	2	0	0	0	0	0	8		
TEAM.....						2	2										
Totals.....			22-45	6-17	19-25	5	27	32	11	69	14	17	4	10	200		

TOTAL FG% 1st Half: 12-24 50.0% 2nd Half: 10-21 47.6% Game: 48.9% DEADB
 3-Pt. FG% 1st Half: 3-10 30.0% 2nd Half: 3-7 42.9% Game: 35.3% REBS
 F Throw % 1st Half: 10-14 71.4% 2nd Half: 9-11 81.8% Game: 76.0% 3

Officials: Terry Christman, Ruben Ramos, Roosevelt Brown
 Technical fouls: Louisiana Tech-None. Utah State-None.

Attendance: 8322

Score by Periods

	1st	2nd	Total
Louisiana Tech.....	32	17	49
Utah State.....	37	32	69

UTAH STATE vs. IDAHO

Jan. 15, 2007 • Dee Glen Smith Spectrum • Logan, Utah

VISITORS: Idaho 2-14, 0-4

#	Player Name	TOT-FG		3-PT		REBOUNDS					PF	TP	A	TO	BLK	S	MIN
		FG-FGA	FG-FGA	FT-FTA	FT-FTA	OF	DE	TOT									
12	Crowell, Michael....	f	1-3	0-2	0-0	0	5	5	4	2	0	0	0	0	24		
24	Nagle, Darin.....	f	2-11	0-6	2-3	0	1	1	5	6	0	1	2	1	29		
32	Jackson, David.....	f	2-6	0-0	2-2	2	3	5	0	6	0	1	2	0	31		
05	Watson, Keoni.....	g	9-17	6-11	2-2	1	2	3	1	26	0	4	0	1	35		
23	Avworo, O.J.....	g	1-4	0-2	0-0	2	4	6	1	2	3	2	0	1	34		
01	Johnson, Clyde.....		0-1	0-1	0-0	1	0	1	1	0	0	0	0	0	11		
35	Morris, Trevor.....		4-11	4-11	0-0	0	0	0	0	12	0	1	0	0	19		
45	Madsen, Andrew.....		1-1	0-0	0-0	1	0	1	0	2	0	0	0	0	4		
50	Nwoke, Desmond.....		0-2	0-0	0-0	1	2	3	2	0	0	1	0	0	13		
TEAM.....						2	1	3									
Totals.....			20-56	10-33	6-7	10	18	28	14	56	3	11	4	3	200		

TOTAL FG% 1st Half: 11-29 37.9% 2nd Half: 9-27 33.3% Game: 35.7% DEADB
 3-Pt. FG% 1st Half: 6-16 37.5% 2nd Half: 4-17 23.5% Game: 30.3% REBS
 F Throw % 1st Half: 6-7 85.7% 2nd Half: 0-0 0.0% Game: 85.7% 1

HOME TEAM: Utah State 13-5, 2-2

#	Player Name	TOT-FG		3-PT		REBOUNDS					PF	TP	A	TO	BLK	S	MIN
		FG-FGA	FG-FGA	FT-FTA	FT-FTA	OF	DE	TOT									
24	Peterson, Durrall....	f	1-5	1-4	0-0	0	3	3	4	3	4	2	0	1	20		
30	Spicer, Chaz.....	f	3-6	0-0	2-2	0	4	4	3	8	1	4	1	0	23		
40	DuCharme, Stephen....	f	5-8	0-1	1-1	1	3	4	0	11	2	0	0	2	22		
10	Clark, Kris.....	g	2-7	0-0	0-0	1	2	1	1	4	4	2	0	0	33		
20	Carroll, Jaycee.....	g	10-13	3-5	2-2	1	4	5	2	25	2	2	0	2	36		
03	Hammer, Nick.....		5-7	4-5	1-2	0	4	4	1	15	2	0	0	1	24		
21	Session, Chris.....		1-3	0-0	2-2	3	2	5	1	4	4	0	0	0	19		
23	Harrison, O.J.....		0-1	0-0	1-2	0	0	0	0	1	0	0	0	1	8		
31	Earl, Michael.....		1-1	0-0	1-1	1	2	3	1	3	0	1	2	1	15		
TEAM.....						3	3										
Totals.....			28-51	8-15	10-12	7	26	33	13	74	19	11	3	8	200		

TOTAL FG% 1st Half: 17-28 60.7% 2nd Half: 11-23 47.8% Game: 54.9% DEADB
 3-Pt. FG% 1st Half: 6-10 60.0% 2nd Half: 2-5 40.0% Game: 53.3% REBS
 F Throw % 1st Half: 2-2 100% 2nd Half: 8-10 80.0% Game: 83.3% 0

Officials: Scott Thornley, Bill Gracey, Mike Reed
 Technical fouls: Idaho-Nagle, Darin. Utah State-Session, Chris.

Attendance: 7821

Score by Periods

	1st	2nd	Total
Idaho.....	34	22	56
Utah State.....	42	32	74

UTAH STATE vs. BOISE STATE

Jan. 18, 2007 • Dee Glen Smith Spectrum • Logan, Utah

VISITORS: Boise State 8-8, 2-3 WAC

#	Player Name	TOT-FG		3-PT		REBOUNDS					PF	TP	A	TO	BLK	S	MIN
		FG-FGA	FG-FGA	FT-FTA	FT-FTA	OF	DE	TOT									
20	Tiedeman, Tyler.....	f	2-3	1-1	0-0	2	0	2	3	5	0	0	0	0	9		
22	Nelson, Matt.....	f	6-8	0-0	0-2	2	7	9	5	12	1	1	0	1	27		
24	Larry, Reggie.....	f	7-14	0-0	3-8	3	4	7	1	17	1	3	1	1	34		
03	Lane, Eric.....	g	2-9	1-5	2-2	0	4	4	1	7	4	0	0	1	28		
05	Karl, Coby.....	g	5-12	3-10	4-7	2	5	7	2	17	5	2	2	1	37		
02	Wilson, Kenny.....		0-0	0-0	0-0	0	0	0	1	0	0	1	0	0	4		
04	Robinson, Seth.....		0-2	0-0	0-0	1	1	2	2	3	2	0	0	0	17		
11	Thomas, Anthony.....		4-4	1-1	0-0	1	2	3	3	9	2	3	0	1	20		
15	Bauscher, Matt.....		4-6	4-6	0-0	0	0	0	0	12	2	0	0	0	24		
TEAM.....																	
Totals.....			30-58	10-23	9-19	11	23	34	18	79	18	12	3	5	200		

TOTAL FG% 1st Half: 17-36 47.2% 2nd Half: 13-22 59.1% Game: 51.7% DEADB
 3-Pt. FG% 1st Half: 3-14 21.4% 2nd Half: 7-9 77.8% Game: 43.5% REBS
 F Throw % 1st Half: 0-5 0.0% 2nd Half: 9-14 64.3% Game: 47.4% 4

HOME TEAM: Utah State 14-5, 3-2 WAC

		TOT-FG		3-PT	REBOUNDS											
#	Player Name	FG-FGA	FG-FGA	FT-FTA	OF	DE	TOT	PF	TP	A	TO	BLK	S	MIN		
24	Peterson, Durrall.....	f	6-15	2-7	4-7	0	2	2	5	18	5	2	0	0	29	
30	Spicer, Chaz.....	f	9-14	0-1	2-2	3	5	8	3	20	0	0	1	1	33	
40	DuCharme, Stephen....	f	3-4	0-0	0-3	1	3	4	2	6	0	1	2	1	27	
10	Clark, Kris.....	g	2-4	0-0	4-4	1	3	4	3	8	4	2	0	2	32	
20	Carroll, Jaycee.....	g	8-17	3-6	0-0	2	4	6	1	19	4	2	0	2	40	
03	Hammer, Nick.....		0-2	0-2	0-0	0	2	2	1	0	2	1	0	0	18	
21	Session, Chris.....		2-4	0-0	5-6	3	3	6	3	9	0	0	1	0	19	
31	Earl, Michael.....		0-0	0-0	0-0	0	0	0	0	0	0	0	0	0	2	
TEAM.....						1	1	2								
Totals.....			30-60	5-16	15-22	11	23	34	18	80	15	8	4	6	200	

UTAH STATE vs. #18 NEVADA

Jan. 27, 2007 • Lawlor Events Center • Reno, Nev.

VISITORS: Utah State 15-6, 4-3 WAC

#	Player Name	TOT-FG		3-PT		REBOUNDS				PF	TP	A	TO	BLK	S	MIN
		FG-FGA	FG-FGA	FT-FTA	OF	DE	TOT									
24	Peterson, Durrall.....	f	3-6	1-2	2-4	1	3	4	2	9	4	0	0	1	31	
30	Spicer, Chaz.....	f	5-15	0-0	2-3	3	0	3	2	12	3	0	0	2	30	
40	DuCharme, Stephen.....	c	4-9	0-1	0-0	0	3	3	3	8	0	2	1	0	33	
10	Clark, Kris.....	g	2-4	1-2	0-0	0	3	3	2	5	5	2	0	1	23	
20	Carroll, Jaycee.....	g	5-13	2-6	3-5	0	4	4	1	15	2	1	0	0	36	
03	Hammer, Nick.....	g	1-5	1-4	0-0	1	1	2	2	3	0	1	0	1	17	
11	Vaitiekus, Arvydas.....	g	1-1	0-0	0-0	1	2	3	0	2	0	0	0	0	7	
21	Session, Chris.....	g	4-7	0-0	0-0	5	0	5	3	8	0	0	1	0	20	
23	Harrison, O.J.....	g	0-1	0-0	0-0	0	0	0	0	0	1	0	0	0	3	
TEAM.....						2	2									
Totals.....		25-61	5-15	7-12	13	16	29	15	62	15	6	2	5	200		

TOTAL FG% 1st Half: 13-33 39.4%	2nd Half: 12-28 42.9%	Game: 41.0%	DEADB
3-Pt. FG% 1st Half: 3-9 33.3%	2nd Half: 2-6 33.3%	Game: 33.3%	REBS
F Throw % 1st Half: 1-4 25.0%	2nd Half: 6-8 75.0%	Game: 58.3%	2

HOME TEAM: Nevada 19-2, 7-1 WAC

#	Player Name	TOT-FG		3-PT		REBOUNDS				PF	TP	A	TO	BLK	S	MIN
		FG-FGA	FG-FGA	FT-FTA	FT-FTA	OF	DE	TOT								
05	Kemp, Marcus.....	f	5-11	3-8	2-3	1	1	2	3	15	1	3	0	0	23	
31	Ikovlev, Denis.....	f	1-3	1-3	2-2	0	2	2	1	5	2	0	0	0	22	
22	Fazekas, Nick.....	c	9-17	0-2	6-8	5	13	18	1	24	4	0	3	0	32	
03	Shiloh, Kyle.....	g	4-8	2-3	0-0	2	1	3	2	10	6	0	1	0	27	
11	Sessions, Ramon.....	g	5-8	1-1	2-2	1	1	2	1	13	7	4	0	1	30	
00	Fields, Brandon.....		2-3	0-0	0-0	0	2	2	0	4	0	1	0	0	6	
01	Burleson, Lyndale...		1-3	1-3	0-0	0	2	2	3	3	1	2	0	0	21	
13	LaGrone, Matt.....		0-1	0-0	0-0	1	0	1	0	0	0	0	0	0	4	
23	Hanson, Tyrone.....		1-3	1-3	0-0	1	1	2	0	3	0	0	2	0	13	
25	Ellis, David.....		1-1	0-0	0-0	1	1	2	0	2	1	0	1	0	14	
34	McGee, JaVale.....		0-0	0-0	0-0	1	0	1	2	0	1	0	0	0	8	
TEAM.....						2	2	4								
Totals.....			29-58	9-23	12-15	15	26	41	13	79	23	10	7	1	200	

TOTAL FG% 1st Half: 16-27 59.3%	2nd Half: 13-31 41.9%	Game: 50.0%	DEADB
3-Pt. FG% 1st Half: 5-10 50.0%	2nd Half: 4-13 30.8%	Game: 39.1%	REBS
F Throw % 1st Half: 6-8 75.0%	2nd Half: 6-7 85.7%	Game: 80.0%	1

Officials: Verne Harris, Mike Scyphers, Rick Batsell

Technical fouls: Utah State-None. Nevada-None.

Attendance: 10560

Score by Periods		1st	2nd	Total
Utah State.....		30	32	62
Nevada.....		43	36	79

UTAH STATE vs. HAWAII

Jan. 29, 2007 • Stan Sheriff Center • Honolulu, Hawai'i

VISITORS: Utah State 15-7, 4-4 WAC

#	Player Name	TOT-FG		3-PT		REBOUNDS				PF	TP	A	TO	BLK	S	MIN
		FG-FGA	FG-FGA	FT-FTA	OF	DE	TOT									
24	Peterson, Durrall.....	f	1-7	1-5	3-4	0	3	3	5	6	3	3	0	1	29	
30	Spicer, Chaz.....	f	5-11	3-4	5-7	3	6	9	1	18	0	2	0	0	34	
40	DuCharme, Stephen.....	c	2-7	0-0	1-2	3	5	8	1	5	1	1	0	0	24	
10	Clark, Kris.....	g	2-6	1-2	0-0	1	2	3	4	5	2	3	0	0	28	
20	Carroll, Jaycee.....	g	5-13	1-4	2-3	2	1	3	5	13	3	4	0	0	37	
03	Hammer, Nick.....	g	2-3	1-2	0-0	0	2	2	1	5	0	0	1	1	27	
21	Session, Chris.....	g	1-4	0-0	7-9	2	2	4	1	9	1	1	0	1	21	
TEAM.....						1	2	3								
Totals.....			18-51	7-17	18-25	12	23	35	18	61	10	14	1	3	200	

TOTAL FG% 1st Half: 8-22 36.4%	2nd Half: 10-29 34.5%	Game: 35.3%	DEADB
3-Pt. FG% 1st Half: 3-6 50.0%	2nd Half: 4-11 36.4%	Game: 41.2%	REBS
F Throw % 1st Half: 6-8 75.0%	2nd Half: 12-17 70.6%	Game: 72.0%	1

HOME TEAM: Hawaii 12-9, 3-5 WAC

#	Player Name	TOT-FG		3-PT		REBOUNDS				PF	TP	A	TO	BLK	S	MIN
		FG-FGA	FG-FGA	FT-FTA	OF	DE	TOT									
30	Owsley, P.J.....	f	3-8	0-0	3-5	1	7	8	4	9	3	1	3	0	34	
33	Nash, Bobby.....	f	7-12	1-4	0-0	1	3	4	2	15	2	2	0	2	37	
45	Gueye, Ahmet.....	c	2-2	0-0	1-2	1	6	7	4	5	2	3	5	1	24	
11	Waters, Dominic.....	g	2-5	0-2	1-2	0	2	2	1	5	3	0	0	1	18	
21	Lojeski, Matt.....	g	4-9	3-6	0-0	2	5	7	0	11	7	2	1	0	38	
02	Gibson, Matt.....		6-11	2-5	6-8	2	1	3	3	20	1	3	0	0	23	
22	Luettgerodt, Riley...		1-4	0-3	2-2	0	1	1	1	4	1	1	1	2	16	
35	Verwers, Stephen...		0-2	0-0	0-0	0	1	1	5	0	0	0	0	0	10	
41	Follmer, Todd.....		0-0	0-0	0-0	0	0	0	0	0	0	0	0	0	04	
TEAM.....						1	1					1				
Totals.....			25-53	6-20	13-19	8	26	34	20	69	13	10	6	200		

TOTAL FG% 1st Half: 10-26 38.5%	2nd Half: 15-27 55.6%	Game: 47.2%	DEADB
3-Pt. FG% 1st Half: 2-11 18.2%	2nd Half: 4-9 44.4%	Game: 30.0%	REBS
F Throw % 1st Half: 3-4 75.0%	2nd Half: 10-15 66.7%	Game: 68.4%	3,1

Officials: David Hall, Jim Stupin, Mike Littlewood

Technical fouls: Utah State-None. Hawaii i-None.

Attendance: 5849

Score by Periods		1st	2nd	Total
Utah State.....		25	36	61
Hawaii i.....		25	44	69

UTAH STATE vs. SAN JOSE STATE

Feb. 3, 2007 • Dee Glen Smith Spectrum • Logan, Utah

VISITORS: San Jose State 3-19, 2-8 WAC

#	Player Name	TOT-FG		3-PT		REBOUNDS									
		FG-FGA	FG-FGA	FT-FTA	OF	DE	TOT	PF	TP	A	TO	BLK	S	MIN	
44	Holloway, Lance.....	f	1-2	0-0	0-0	1	4	5	1	2	1	1	0	0	29
50	Barbary, Menelik.....	c	6-13	0-0	1-2	3	2	5	4	13	1	2	0	1	26
20	Buggs, Kevin.....	g	0-2	0-2	0-0	0	0	0	1	0	0	1	0	2	14
23	Spencer, Carlton.....	g	5-11	3-7	0-0	2	0	2	2	13	2	0	0	1	39
24	Hill, Jamon.....	g	5-11	0-3	1-1	2	2	4	2	11	3	2	0	3	35
01	Pierce, Tim.....	g	6-13	1-7	0-0	2	3	5	3	13	2	3	0	1	21
04	Richardson, Julian.....	g	1-5	0-3	0-2	2	5	7	3	2	1	0	0	1	26
11	Goins, Darion.....	g	1-3	1-3	0-0	0	0	0	0	3	0	0	0	1	6
15	Wooldridge, Kerry.....	g	0-0	0-0	0-0	0	0	0	0	0	0	0	0	0	2
21	Thomas, Devonte.....	g	0-0	0-0	0-0	0	1	1	1	0	1	0	0	0	2
TEAM.....						1	1					1			
Totals.....		25-60	5-25	2-5	13	17	30	17	57	11	10	0	10	200	

TOTAL FG% 1st Half: 12-32 37.5%	2nd Half: 13-28 46.4%	Game: 41.7%	DEADB
3-Pt. FG% 1st Half: 5-16 31.3%	2nd Half: 0-9 0.0%	Game: 20.0%	REBS
F Throw % 1st Half: 1-4 25.0%	2nd Half: 1-1 100%	Game: 40.0%	1

HOME TEAM: Utah State 16-7, 5-4 WAC

		TOT-FG		3-PT		REBOUNDS									
#	Player Name		FG-FGA	FG-FGA	FT-FTA	OF	DE	TOT	PF	TP	A	TO	BLK	S	MIN
30	Spicer, Chaz.....	f	3-6	1-1	5-5	2	3	5	1	12	1	2	1	2	22
40	Ducharme, Stephen...	f	7-11	0-0	5-8	2	2	4	0	19	0	2	1	1	26
10	Clark, Kris.....	g	0-1	0-0	0-0	0	1	1	2	0	6	4	0	0	35
20	Carroll, Jaycee.....	g	4-11	2-4	1-2	2	4	6	0	11	4	1	0	0	36
24	Peterson, Durrall...	g	3-6	3-6	4-4	0	1	1	2	13	2	2	0	1	33
03	Hammer, Nick.....		2-5	2-4	1-2	0	4	4	0	7	0	0	0	0	16
11	Vaitiekus, Arvydas..		1-1	0-0	0-1	1	0	1	1	2	0	0	0	0	10
21	Session, Chris.....		0-1	0-0	2-2	2	8	10	2	2	1	3	2	1	22
TEAM.....								1	1						
Totals.....			20-42	8-15	18-24	9	24	33	8	66	14	14	4	5	200

UTAH STATE vs. IDAHO

Feb. 10, 2007 • Cowan Spectrum • Moscow, Idaho

VISITORS: Utah State 18-7, 7-4																
		TOT-FG		3-PT		REBOUNDS										
##	Player Name	FG-FGA	FG-FGA	FT-FTA	OF DE TOT	PF	TP	A	TO	BLK	S	MIN				
21	Session, Chris.....	f	4-5	0-0	0-0	2 6 8	1	8	1	4	1	0	37			
24	Peterson, Durrall....	f	2-7	0-3	4-4	0 3 3	1	8	4	2	0	2	33			
40	DuCharme, Stephen...	c	2-2	0-0	1-2	0 2 2	4	5	0	2	0	0	18			
10	Clark, Kris.....	g	3-5	0-0	3-4	0 1 1	3	9	4	2	0	0	25			
20	Carroll, Jaycee.....	g	11-19	2-8	4-5	3 5 8	4	28	3	2	0	0	36			
03	Hammer, Nick.....	g	1-1	0-0	0-0	1 6 7	0	2	2	1	0	0	19			
11	Vaitiekus, Arvydas...	g	6-6	0-0	0-0	3 1 4	0	12	0	1	2	0	22			
23	Harrison, O.J.....	g	1-1	0-0	1-2	0 0 0	1	3	0	1	0	1	3			
31	Earl, Michael.....	g	0-1	0-0	0-0	0 0 0	1	0	0	1	0	0	7			
TEAM.....						2 2										
Totals.....			30-47	2-11	13-17	9 26 35	15	75	14	16	3	3	200			
TOTAL FG% 1st Half: 19-27 70.4% 2nd Half: 11-20 55.0% Game: 63.8% DEADB																
3-Pt. FG% 1st Half: 2-8 25.0% 2nd Half: 0-3 0.0% Game: 18.2% REBS																
F Throw % 1st Half: 3-4 75.0% 2nd Half: 10-13 76.9% Game: 76.5% 2																

HOME TEAM: Idaho 3-21, 1-11																
		TOT-FG		3-PT		REBOUNDS										
#	Player Name	FG-FGA	FG-FGA	FT-FTA	OF DE TOT	PF	TP	A TO	BLK	S	MIN					
01	Johnson, Clyde.....	f	4-6	1-3	0-0	3 3 6	2	9	1 0	1 1	35					
32	Jackson, David.....	f	1-3	0-0	0-0	0 1 1	0	2	0 0	0 0	19					
24	Nagle, Darin.....	c	1-6	0-3	1-2	2 3 5	3	3	1 0	1 0	28					
05	Watson, Keoni.....	g	8-14	5-9	3-3	0 0 0	5	24	2 5	0 2	29					
23	Aworo, O.J.....	g	1-3	0-1	0-0	0 1 1	0	2	8 2	0 0	21					
22	Preston, Thomas.....		0-1	0-1	0-0	0 0 0	0	0	0 0	0 0	1					
25	Webb, Miles.....		6-11	5-9	1-2	0 0 0	2	18	3 1	0 0	24					
35	Morris, Trevor.....		1-5	1-4	0-0	0 0 0	0	3	0 1	0 0	7					
45	Madson, Andrew.....		1-1	0-0	0-0	0 0 0	1	2	0 0	0 0	3					
50	Nwoko, Desmond.....		1-8	0-0	1-2	0 2 2	2	3	1 0	0 2	23					
TEAM.....					4 4											
Totals.....			24-58	12-30	6-9	9 10 19	15	66	16 9	2 7	200					
TOTAL FG% 1st Half: 9-29 31.0% 2nd Half: 15-29 51.7% Game: 41.4% DEADB																
3-Pt. FG% 1st Half: 3-12 25.0% 2nd Half: 9-18 50.0% Game: 40.0% REBS																
F Throw % 1st Half: 2-3 66.7% 2nd Half: 4-6 66.7% Game: 66.7% 2																

Officials: Lonnie Dixon, Bobby McRoy, Chris Rastatter
 Technical fouls: Utah State-None. Idaho-None.
 Attendance: 1795
 Score by Periods
 Utah State..... 43 32 - 75
 Idaho..... 23 43 - 66

UTAH STATE vs. HAWAII

Feb. 14, 2007 • Dee Glen Smith Spectrum • Logan, Utah

VISITORS: Hawai'i 14-12, 5-8 WAC																			
		TOT-FG		3-PT		REBOUNDS													
##	Player Name	FG-FGA	FG-FGA	FT-FTA	OF	DE	TOT	PF	TP	A	TO	BLK	S	MIN					
30	Owsley, P.J.....	f	1-4	0-0	0	1	1	2	4	2	1	0	0	1	22				
33	Nash, Bobby.....	f	0-4	0-4	0	0	0	0	0	0	1	2	0	1	19				
45	Gueye, Ahmet.....	c	6-9	0-0	3-5	3	5	8	3	15	0	3	2	1	36				
02	Gibson, Matt.....	g	1-8	0-5	2-2	1	4	5	3	4	3	3	0	3	28				
21	Lojeski, Matt.....	g	7-15	1-4	1-2	2	1	3	3	16	4	5	0	3	35				
11	Waters, Dominic.....	g	0-2	0-2	2-2	1	2	3	0	2	1	0	0	1	20				
22	Luettgerodt, Riley.....	g	5-11	1-3	0-1	1	1	2	1	11	1	3	1	1	21				
35	Verwers, Stephen.....	g	0-2	0-0	0-2	2	1	3	4	0	0	1	0	1	17				
41	Follmer, Todd.....	g	0-1	0-0	0-0	0	0	0	0	0	0	1	0	0	2				
TEAM.....							1	1											
Totals.....			20-56	2-18	8-14	11	16	27	18	50	11	18	3	12	200				
TOTAL FG% 1st Half: 11-28 39.3% 2nd Half: 9-28 32.1% Game: 35.7% DEADB																			
3-Pt. FG% 1st Half: 0-6 0.0% 2nd Half: 2-12 16.7% Game: 11.1% REBS																			
F Throw % 1st Half: 0-1 0.0% 2nd Half: 8-13 61.5% Game: 57.1% 2																			

HOME TEAM: Utah State 19-7, 8-4 WAC																		
		TOT-FG		3-PT		REBOUNDS												
##	Player Name	FG-FGA	FG-FGA	FT-FTA	OF	DE	TOT	PF	TP	A	TO	BLK	S	MIN				
21	Session, Chris.....	f	3-7	0-0	4-5	5	4	9	1	10	1	4	1	2	26			
24	Peterson, Durrall....	f	2-7	1-3	0-0	0	4	4	2	5	4	2	0	3	31			
40	DuCharme, Stephen...	c	6-10	0-1	3-3	1	8	9	3	15	1	5	0	0	32			
10	Clark, Kris.....	g	2-5	0-0	2-2	0	1	1	3	6	5	4	0	2	33			
20	Carroll, Jaycee.....	g	4-11	2-5	1-2	3	6	9	2	11	1	4	0	3	40			
03	Hammer, Nick.....		1-3	0-2	0-0	0	0	0	1	2	0	1	1	0	16			
11	Vaitiekus, Arvydas...		1-1	0-0	0-0	2	1	3	0	2	0	1	0	0	8			
30	Spicer, Chaz.....		2-4	0-1	3-4	1	2	3	1	7	1	3	0	0	14			
TEAM.....						1	3	4				1						
Totals.....			21-48	3-12	13-16	13	29	42	13	58	13	25	2	10	200			
TOTAL FG% 1st Half: 12-21 57.1% 2nd Half: 9-27 33.3% Game: 43.8% DEADB																		
3-Pt. FG % 1st Half: 2-4 50.0% 2nd Half: 1-8 12.5% Game: 25.0% REBS																		
F Throw % 1st Half: 1-2 50.0% 2nd Half: 12-14 85.7% Game: 81.3% 1																		

UTAH STATE vs. LOUISIANA TECH

Feb. 24, 2007 • Thomas Assembly Center • Ruston, La.

VISITORS: Utah State 20-9, 8-6

#	Player Name	TOT-FG		3-PT		REBOUNDS				PF	TP	A	TO	BLK	S	MIN
		FG-FGA	FG-FGA	FT-FTA	FT-FTA	OF	DE	TOT	PF							
24	Peterson, Durrall...	f	2-9	2-4	1-2	1	2	2	7	0	0	0	1	30		
30	Spicer, Chaz.....	f	3-8	1-1	1-1	2	2	4	2	8	0	4	0	2	24	
40	Ducharme, Stephen...	c	3-9	0-0	0-2	3	3	6	2	6	2	2	0	0	30	
10	Clark, Kris.....	g	3-7	0-0	2-2	0	1	1	5	8	8	0	0	2	30	
20	Carroll, Jaycee.....	g	8-15	4-8	7-8	3	2	5	4	27	0	5	0	1	33	
03	Hammer, Nick.....	g	2-4	1-3	0-0	0	2	2	1	5	1	1	0	0	18	
11	Vaitiekus, Arvydas..	g	0-0	0-0	0-0	0	0	0	0	0	0	0	0	0	4	
21	Session, Chris.....	g	3-6	0-0	4-5	4	2	6	2	10	0	2	0	1	23	
23	Harrison, O.J.....	g	0-2	0-1	0-0	1	1	2	3	0	1	1	0	0	8	
TEAM.....						1	1	2								
Totals.....			24-60		8-17	15-20	15	15	30	21	71	12	15	0	7	200

TOTAL FG% 1st Half: 10-25	40.0%	2nd Half: 14-35	40.0%	Game: 40.0%	DEADB
3-Pt. FG% 1st Half: 5-9	55.6%	2nd Half: 3-8	37.5%	Game: 47.1%	REBS
F Throw % 1st Half: 7-9	77.8%	2nd Half: 8-11	72.7%	Game: 75.0%	3

HOME TEAM: Louisiana Tech

#	Player Name	TOT-FG		3-PT		REBOUNDS				PF	TP	A	TO	BLK	S	MIN
		FG-FGA	FG-FGA	FT-FTA	FT-FTA	OF	DE	TOT	PF							
01	Mckenzie, Chad.....	f	4-8	1-3	4-7	0	4	4	2	13	3	3	4	0	35	
22	Disy, Harry.....	f	3-5	0-0	1-4	2	6	8	2	7	1	1	0	0	31	
23	Richardson, Jerome..	f	5-5	0-0	4-6	2	3	5	1	14	4	1	2	2	30	
02	Washington, Drew....	g	5-5	2-2	2-7	0	1	1	3	14	3	0	0	1	21	
03	McDowell, Trey.....	g	5-10	3-5	0-0	1	3	4	2	13	3	2	1	0	30	
05	Smith, Keith.....	g	3-4	1-2	0-0	1	2	3	5	7	1	2	0	0	12	
15	Elliott, Marcus.....	g	2-3	1-2	1-4	0	2	2	3	6	0	1	0	0	22	
24	Morgan, Ronnie.....	g	0-1	0-1	0-0	0	0	0	0	0	0	0	0	0	0	
33	Parker, Terry.....	g	3-4	1-1	3-4	0	2	2	2	10	2	2	0	1	19	
TEAM.....						1	2	3								
Totals.....			30-45		9-16	15-32	7	25	32	20	84	17	14	7	4	200

TOTAL FG% 1st Half: 19-27	70.4%	2nd Half: 11-18	61.1%	Game: 66.7%	DEADB
3-Pt. FG% 1st Half: 6-10	60.0%	2nd Half: 3-6	50.0%	Game: 56.3%	REBS
F Throw % 1st Half: 1-2	50.0%	2nd Half: 14-30	46.7%	Game: 46.9%	8

Officials: Stan Reynolds, Jim Danner, Winston Stith

Technical fouls: Utah State-Session, Chris. Louisiana

Tech-Richardson, Jerome.

Attendance: 1886

Score by Periods		1st	2nd	Total
Utah State.....		32	39	- 71
Louisiana Tech.....		45	39	- 84

UTAH STATE vs. #9 NEVADA

Mar. 1, 2007 • Dee Glen Smith Spectrum • Logan, Utah

VISITORS: Nevada 26-3, 13-2 WAC

#	Player Name	TOT-FG		3-PT		REBOUNDS				PF	TP	A	TO	BLK	S	MIN
		FG-FGA	FG-FGA	FT-FTA	FT-FTA	OF	DE	TOT	PF							
22	Fazekas, Nick.....	f	7-17	2-2	4-4	5	5	10	4	20	2	1	1	0	35	
31	Ikovlev, Denis.....	f	3-5	2-3	0-0	2	1	3	3	8	0	2	1	0	31	
03	Shiloh, Kyle.....	g	0-6	0-2	4-4	3	0	3	2	4	5	2	0	0	25	
05	Kemp, Marcelus.....	g	10-21	5-12	0-0	2	4	6	1	25	0	3	0	1	39	
11	Sessions, Ramon.....	g	4-12	1-3	0-0	6	6	12	1	9	6	6	0	3	37	
00	Fields, Brandon....	g	1-1	0-0	0-0	0	1	1	1	2	0	0	0	0	7	
01	Burleson, Lyndale..	g	0-1	0-1	0-0	0	1	1	0	0	3	1	0	1	22	
13	LaGrone, Matt.....	g	1-1	0-0	0-0	1	1	2	0	2	0	0	0	0	3	
23	Hanson, Tyrone.....	g	1-1	1-1	0-0	0	0	0	0	3	0	0	0	0	6	
25	Ellis, David.....	g	1-1	0-0	0-0	0	2	2	1	2	0	1	1	1	12	
34	McGee, JaVale.....	g	1-4	0-0	0-0	2	0	2	1	2	0	0	1	1	0	8
TEAM.....						2	1	3								
Totals.....			29-70		11-24	8-8	23	22	45	14	77	16	16	4	6	225

TOTAL FG% 1st Half: 16-31	51.6%	2nd Half: 10-33	30.3%	OT: 3-6	50.0%	Game: 41.4%	DEADB
3-Pt. FG% 1st Half: 6-11	54.5%	2nd Half: 5-12	41.7%	OT: 0-1	0.0%	Game: 45.8%	REBS
F Throw % 1st Half: 4-4	100%	2nd Half: 4-4	100%	OT: 0-0	0.0%	Game: 100%	0

HOME TEAM: Utah State 21-9, 9-6 WAC

#	Player Name	TOT-FG		3-PT		REBOUNDS				PF	TP	A	TO	BLK	S	MIN
		FG-FGA	FG-FGA	FT-FTA	FT-FTA	OF	DE	TOT	PF							
30	Spicer, Chaz.....	f	6-13	2-3	3-3	1	0	1	0	17	2	4	0	1	31	
40	Ducharme, Stephen...	f	8-16	2-2	2-3	7	1	8	2	20	2	2	0	3	38	
10	Clark, Kris.....	g	2-6	1-1	0-0	0	1	1	1	5	7	2	0	1	36	
20	Carroll, Jaycee.....	g	7-14	1-6	3-3	3	6	9	2	18	1	3	1	0	44	
24	Peterson, Durrall...	g	3-9	1-7	1-1	0	6	6	2	8	8	1	0	1	37	
03	Hammer, Nick.....	g	1-3	0-1	1-1	0	2	2	1	3	0	0	0	1	18	
11	Vaitiekus, Arvydas..	g	0-2	0-0	0-0	1	0	1	0	1	0	0	0	0	2	
21	Session, Chris.....	g	4-5	0-0	0-0	2	0	2	4	8	0	0	0	0	19	
TEAM.....						1	2	3								
Totals.....			31-68		7-20	10-11	15	18	33	13	79	20	12	1	7	225

TOTAL FG% 1st Half: 13-34	38.2%	2nd Half: 16-29	55.2%	OT: 2-5	40.0%	Game: 45.6%	DEADB
3-Pt. FG% 1st Half: 2-8	25.0%	2nd Half: 4-10	40.0%	OT: 1-2	50.0%	Game: 35.0%	REBS
F Throw % 1st Half: 4-4	100%	2nd Half: 3-3	100%	OT: 3-4	75.0%	Game: 90.9%	1

Officials: Scott Thornley, Bob Staffen, Bill Gracey

Technical fouls: Nevada-TEAM. Utah State-None.

Attendance: 10270

Score by Periods		1st	2nd	OT	Total
Nevada.....		42	29	6	- 77
Utah State.....		32	39	8	- 79

UTAH STATE vs. FRESNO STATE

Mar. 3, 2007 • Dee Glen Smith Spectrum • Logan, Utah

VISITORS: Fresno State 22-8, 10-6 WAC

#	Player Name	TOT-FG		3-PT		REBOUNDS				PF	TP	A	TO	BLK	S	MIN
		FG-FGA	FG-FGA	FT-FTA	FT-FTA	OF	DE	TOT	PF							
03	McGuire, Dominic....	f	7-17	0-2	4-10	4	7	11	4	18	2	3	3	0	38	
14	Hosley, Quinton....	f	3-11	3-7	0-4	3	9	12	1	9	0	1	0	0	38	
21	Hernandez, Hector...	f	3-7	1-4	0-0	3	5	8	2	7	3	1	0	1	37	
01	Bell, Kevin.....	g	8-12	2-3	7-12	0	3	3	3	25	7	2	1	0	40	
12	Miller, Eddie.....	g	4-12	4-11	0-0	0	1	1	1	12	2	0	0	1	2	39
11	Riding, Ajay.....	g	0-0	0-0	0-0	0	0	0	0	0	0	0	0	0	1	
33	Blair, Alex.....	g	0-1	0-0	0-2	1	3	4	3	0	0	1	0	0	7	
TEAM.....						2	3	5								
Totals.....			25-60		10-27	11-28	13	31	44	12	71	14	8	5	3	200

TOTAL FG% 1st Half: 12-35	34.3%	2nd Half: 13-25	52.0%	Game: 41.7%	DEADB
3-Pt. FG% 1st Half: 5-19	26.3%	2nd Half: 5-8	62.5%	Game: 37.0%	REBS
F Throw % 1st Half: 3-6	50.0%	2nd Half: 8-22	36.4%	Game: 39.3%	6

HOME TEAM: Utah State 21-10, 9-7 WAC

#	Player Name	TOT-FG		3-PT		REBOUNDS				PF	TP	A	TO	BLK	S	MIN
		FG-FGA	FG-FGA	FT-FTA	FT-FTA	OF	DE	TOT	PF							
21	Session, Chris.....	f	3-7	0-0	0-0	3	1	4	4	6	2	1	0	1	15	
30	Spicer, Chaz.....	f	8-17	1-5	5-5	2	3	5	3	22	2	1	1	1	35	
10	Clark, Kris.....	g	0-4	0-1	0-0	0	3	3	5	0	5	0	0	0	30	
20	Carroll, Jaycee.....	g	2-12	1-5	1-2	1	4	5	3	6	0	3	0	0	38	
24	Peterson, Durrall...	g	5-13	2-6	0-0	3	6	9	5	12	2	2	0	0	33	
03	Hammer, Nick.....	g	3-6	1-4	0-1	2	3	5	1	7	2	0	1	0	19	
40	Ducharme, Stephen...	g	6-14	0-2	1-2	4	12	16	2	13	2	0	1	0	30	
TEAM.....						2	1	3								
Totals.....			27-73		5-23	7-10	17	33	50	23	66	15	7	3	2	200

UTAH STATE vs. #10 NEVADA

Mar. 9, 2007 • Pan American Center • Las Cruces, N.M.

VISITORS: Utah State 23-10

#	Player Name	TOT-FG		3-PT		REBOUNDS				PF	TP	A	TO	BLK	S	MIN
		FG-FGA	FG-FGA	FT-FTA	FT-FTA	OF	DE	TOT	PF							
30	Spicer, Chaz.....	f	7-18	0-1	6-6	3	2	5	2	20	1	0	2	0	0	32
40	Ducharme, Stephen...	f	3-7	0-0	0-0	3	3	6	2	6	2	1	0	0	0	29
10	Clark, Kris.....	g	3-4	0-0	0-0	0	3	3	0	6	2	1	0	2	0	31
20	Carroll, Jaycee.....	g	7-18	3-8	7-7	2	1	3	1	24	2	0	0	1	40	40
24	Peterson, Durrall.....	g	4-9	4-7	1-2	0	6	6	3	13	4	3	0	0	1	32
03	Hammer, Nick.....	g	0-3	0-2	1-2	0	1	1	3	1	2	1	0	0	0	18
21	Session, Chris.....	g	3-4	0-0	3-4	1	4	5	4	9	1	0	0	2	18	18
TEAM.....						2	2									
Totals.....			27-63		7-18		18-21		9	22	31	15	79	14	6	200

TOTAL FG% 1st Half: 14-33 42.4%	2nd Half: 13-30 43.3%	Game: 42.9%	DEADB
3-Pt. FG% 1st Half: 2-9 22.2%	2nd Half: 5-9 55.6%	Game: 38.9%	REBS
F Throw % 1st Half: 2-2 100 %	2nd Half: 16-19 84.2%	Game: 85.7%	3

HOME TEAM: Nevada 28-4

#	Player Name	TOT-FG		3-PT		REBOUNDS				PF	TP	A	TO	BLK	S	MIN
		FG-FGA	FG-FGA	FT-FTA	FT-FTA	OF	DE	TOT	PF							
22	Fazekas, Nick.....	f	8-10	0-0	4-5	1	9	10	3	20	2	3	0	1	33	33
31	Ikovlev, Denis.....	f	3-7	1-3	1-2	2	1	3	2	8	0	0	0	0	0	25
01	Burleson, Lyndale...	g	1-3	1-2	0-0	0	2	2	3	3	1	1	0	0	0	29
05	Kemp, Marcelus.....	g	8-17	5-8	3-3	2	3	5	2	24	1	2	1	1	28	33
11	Sessions, Ramon.....	g	4-11	0-1	4-5	0	6	6	2	12	9	5	0	0	0	38
00	Fields, Brandon.....	g	0-1	0-1	0-0	0	2	2	0	0	0	1	0	0	0	12
13	LaGrone, Matt.....	g	0-0	0-0	0-0	0	1	1	3	0	0	0	0	0	0	5
23	Hanson, Tyrone.....	g	2-3	1-2	0-0	1	1	2	0	5	0	0	0	0	0	14
25	Ellis, David.....	g	1-4	0-0	0-0	1	1	2	2	2	0	1	0	0	0	11
34	McGee, Javale.....	g	1-4	0-0	1-2	4	0	4	0	3	0	1	0	0	0	10
TEAM.....						1	2									
Totals.....			28-60		8-17		13-17		12	27	39	17	77	13	14	200

TOTAL FG% 1st Half: 14-28 50.0%	2nd Half: 14-32 43.8%	Game: 46.7%	DEADB
3-Pt. FG% 1st Half: 3-8 37.5%	2nd Half: 5-9 55.6%	Game: 47.1%	REBS
F Throw % 1st Half: 2-4 50.0%	2nd Half: 11-13 84.6%	Game: 76.5%	2

Officials: Bill Gracey, Winston Stith, Larry Spaulding, T. Christman

Technical fouls: Utah State-None. Nevada-None.

Attendance: 11553

Score by Periods

	1st	2nd	Total
Utah State.....	32	47	- 79
Nevada.....	33	44	- 77

UTAH STATE vs. NEW MEXICO STATE

Mar. 10, 2007 • Pan American Center • Las Cruces, N.M.

VISITORS: Utah State 23-11

#	Player Name	TOT-FG		3-PT		REBOUNDS				PF	TP	A	TO	BLK	S	MIN
		FG-FGA	FG-FGA	FT-FTA	FT-FTA	OF	DE	TOT	PF							
30	Spicer, Chaz.....	f	6-12	1-2	0-0	3	4	7	3	13	0	0	2	0	0	30
40	Ducharme, Stephen...	f	6-9	0-1	4-4	2	2	4	1	16	1	3	1	0	0	31
10	Clark, Kris.....	g	0-4	0-1	0-0	0	2	2	3	0	4	3	0	0	0	28
20	Carroll, Jaycee.....	g	9-17	3-6	5-5	3	3	6	0	26	0	1	0	1	0	39
24	Peterson, Durrall.....	g	5-12	5-10	0-0	0	1	1	2	15	6	4	1	0	0	36
03	Hammer, Nick.....	g	0-1	0-1	0-0	0	0	0	2	0	0	3	0	0	0	17
21	Session, Chris.....	g	0-0	0-0	0-0	0	3	3	3	0	1	0	0	0	2	19
TEAM.....						2	4	6								
Totals.....			26-55		9-21		9-9		10	19	29	14	70	12	14	200

TOTAL FG% 1st Half: 10-30 33.3%	2nd Half: 16-25 64.0%	Game: 47.3%	DEADB
3-Pt. FG% 1st Half: 2-8 25.0%	2nd Half: 7-13 53.8%	Game: 42.9%	REBS
F Throw % 1st Half: 3-3 100 %	2nd Half: 6-6 100 %	Game: 100 %	0

HOME TEAM: New Mexico State 25-8

#	Player Name	TOT-FG		3-PT		REBOUNDS				PF	TP	A	TO	BLK	S	MIN
		FG-FGA	FG-FGA	FT-FTA	FT-FTA	OF	DE	TOT	PF							
01	Hawkins, Justin.....	f	9-17	0-1	2-2	2	3	5	0	20	1	2	0	2	0	38
41	Nelson, Tyrone.....	f	7-11	0-0	2-2	2	1	3	3	16	2	4	0	0	0	31
32	Iti, Martin.....	c	1-8	0-0	0-1	5	5	10	4	2	1	3	2	1	0	29
12	Ingram, Elijah.....	g	5-11	4-8	4-4	0	1	1	0	18	5	0	0	0	2	38
14	Knauber, Ted.....	g	3-5	2-4	2-2	1	2	3	4	10	2	1	0	3	28	38
05	Fisher, David.....	g	1-2	0-0	0-0	1	0	1	1	2	0	0	1	0	0	6
11	Davis, Shaun.....	g	0-0	0-0	0-0	0	0	0	0	0	0	0	0	0	0	3
15	Passos, Hatila.....	g	1-3	0-0	0-0	1	3	4	1	2	0	0	0	0	0	11
21	Peete, Fred.....	g	0-1	0-1	0-0	0	2	2	1	0	0	1	0	0	0	10
22	Gibson, Jonathan.....	g	1-1	0-0	0-0	0	0	0	0	2	1	0	0	0	1	6
TEAM.....						1	2	3								
Totals.....			28-59		6-14		10-11		13	19	32	14	72	12	11	200

TOTAL FG% 1st Half: 16-37 43.2%	2nd Half: 12-22 54.5%	Game: 47.5%	DEADB
3-Pt. FG% 1st Half: 3-8 37.5%	2nd Half: 3-6 50.0%	Game: 42.9%	REBS
F Throw % 1st Half: 0-0 0.0%	2nd Half: 10-11 90.9%	Game: 90.9%	0

Officials: Bill Gracey, Bob Staffen, Larry Spaulding, Winston Stith

Technical fouls: Utah State-None. New Mexico State-None.

Attendance: 11948

Score by Periods

	1st	2nd	Total
Utah State.....	25	45	- 70
New Mexico State.....	35	37	- 72

UTAH STATE vs. MICHIGAN

Mar. 13, 2007 • Crisler Arena • Ann Arbor, Mich.


VISITORS: Utah State 23-12

#	Player Name	TOT-FG		3-PT		REBOUNDS				PF	TP	A	TO	BLK	S	MIN
		FG-FGA	FG-FGA	FT-FTA	FT-FTA	OF	DE	TOT	PF							
30	Spicer, Chaz.....	f	1-7	1-4	0-0	0	1	1	4	3	1	2	0	0	1	17
40	Ducharme, Stephen...	f	4-9	0-0	0-0	0	2	2	0	8	1	0	0	1	0	31
10	Clark, Kris.....	g	3-8	1-2	2-2	0	4	4	4	9	5	3	0	0	0	31
20	Carroll, Jaycee.....	g	9-17	3-5	1-1	2	5	7	4	22	2	3	0	0	0	37
24	Peterson, Durrall.....	g	3-8	1-5	2-3	0	3	3	3	9	3	3	0	0	0	35
03	Hammer, Nick.....	g	1-2	1-2	0-0	0	2	2	0	3	0	0	1	0	0	17
11	Vaitiekus, Arvydas...	g	1-2	0-0	0-0	1	1	2	0	2	0	0	0	0	0	4
21	Session, Chris.....	g	1-2	0-0	0-0	2	3	5	3	2	3	1	0	0	1	28
TEAM.....						2	2	4								
Totals.....			23-55		7-18		5-6		7	23	30	18	58	15	12	200

TOTAL FG% 1st Half: 12-29 41.4%	2nd Half: 11-26 42.3%	Game: 41.8%	DEADB
3-Pt. FG% 1st Half: 4-10 40.0%	2nd Half: 3-8 37.5%	Game: 38.9%	REBS
F Throw % 1st Half: 0-1 0.0%	2nd Half: 5-5 100 %	Game: 83.3%	0,1

HOME TEAM: Michigan 22-12

#	Player Name	TOT-FG		3-PT		REBOUNDS										
		FG-FGA	FG-FGA	FT-FTA	OF	DE	TOT	PF	TP	A	TO	BLK	S	MIN		
23	Petway, Brent.....	f	3-4	0-0	0-0	2	4	6	0	6	2	1	0	0	24	
32	Abram, Lester.....	f	5-11	0-2	2-4	2	5	7	2	12	2	1	0	0	20	
44	Sims, Courtney.....	c	1-4	0-0	2-3	1	8	9	0	4	2	1	2	1	26	
01	Smith, Jerret.....	g	3-6	3-5	6-6	1	1	2	0	15	4	4	0	0	31	
05	Harris, Dion.....	g	3-14	2-8	2-2	0	3	3	3	10	1	1	0	0	33	
04	Sims, DeShawn.....	g	6-11	0-0	2-2	1	2	3	1	14	0	0	1	1	14	
15	Shepherd, Jevohn....	g	0-0	0-0	0-0	0	0	0	1	0	1	0	0	0	5	
21	Price, Kendrick.....	g	0-0	0-0	0-0	0	0	0	2	0	0	1	0	0	2	
22	Udoh, Ekpe.....	g	2-5	0-0	0-0	2	0	2	1	4	2	0	2	0	14	
24	Coleman, Ron.....	g	1-3	1-2	0-0	2	2	4	0	3	0	0	0	0	12	
30	Merritt, David.....	g	0-0	0-0	0-0	0	1	1	1	0	1	0	0	0	9	
TEAM.....							2	2				1				
Totals.....			24-58	6-17	14-17	13	26	39	11	68	15	10	5	5	200	



QUICK FACTS

OUTLOOK

AGGIE BIOS

COACHES

OPONENTS

SEASON REVIEW

RECORDS

UNIVERSITY

RECORDS RECORDS

EIGHT STRAIGHT 23-WIN SEASONS • EIGHT STRAIGHT POSTSEASONS

GAMES PLAYED

Season: 35 2006-07

GAMES WON

Season: 28 2000-01
28 1999-00

GAMES LOST

Season: 23 1981-82

WINNING PERCENTAGE

Season: 0.862 2003-04 25-4

TOTAL POINTS

Game: 140 1/2/85 vs. UNLV
Opponent: 142 1/2/85 by UNLV
Season: 2619 1969-70

POINTS PER GAME

Season: 90.3 1969-70

TOTAL REBOUNDS

Game: 82 12/5/64 vs. Loyola (Calif.)
Opponent: 77 1/6/68 by Brigham Young
Season: 1618 1959-60

REBOUNDS PER GAME

Season: 55.8 1959-60

ASSISTS

Game: 34 2/25/78 at Portland State
2/10/76 vs. Mesa State
Opponent: 37 2/1/90 by UNLV
Season: 552 2005-06

ASSISTS PER GAME

Season: 17.4 1976-77

TURNOVERS

Game: 33 1/17/74 vs. Utah
Season: 545 1995-96

BLOCKS

Game: 12 1/13/01 vs. Pacific
Opponent: 10 11/18/94 by Simon Fraser
12/27/80 by Brigham Young
Season: 139 1989-90

BLOCKS PER GAME

Season: 4.6 1991-92

STEALS

Game: 19 2/6/84 vs. Pacific
Opponent: 21 1/21/89 by CS Fullerton
Season: 237 1999-00

STEALS PER GAME

Season: 8 1991-92

FIELD GOALS MADE

Game: 53 12/29/79 at New Mexico
2/25/78 at Portland State
Season: 1008 1969-70

FIELD GOALS ATTEMPTED

Game: 104 1/13/68 vs. Seattle
Season: 2160 1963-64

FIELD GOAL PERCENTAGE

Game: .778 11/27/04 28-36 vs. UC Davis
Season: .529 1982-83 872-1649

THREE-POINT FIELD GOALS MADE

Game: 20 2/2/06 at New Mexico State
Season: 232 2005-06

THREE-POINT FIELD GOALS ATTEMPTED

Game: 34 2/2/06 at New Mexico State
Season: 579 2005-06

THREE-POINT FIELD GOAL PERCENTAGE

Game: .875 2/10/90 7-8 at San Jose State
Season: .429 1997-98 139-324

FREE THROWS MADE

Game: 44 1/22/87 vs. CS Fullerton
Season: 662 1986-87

FREE THROWS ATTEMPTED

Game: 59 1/24/80 vs. San Jose State
Season: 928 1986-87

FREE THROW PERCENTAGE

Game: 100.0 2/23/02 17-17 vs. Idaho
1/6/07 12-12 at Fresno State
2/21/75 12-12 at New Orleans
Season: .780 2006-07 492-631



The 2000-01 team tied the school record with 28 wins and notched the first NCAA Tournament win for Utah State in 31 years with a 77-68 overtime victory against Ohio State



INDIVIDUAL RECORDS



GAMES PLAYED

Season: 35 by seven players 2006-07
Career: 127 Tony Brown 1999-02

GAMES STARTED

Season: 35 Jaycee Carroll 2006-07
35 Durrall Peterson 2006-07
Career: 115 Greg Grant 1983-86

TOTAL POINTS

Game: 52 Wayne Estes 12/30/64 vs. Boston College
Opponent: 47 John Caughran 2/15/77 at California
Season: 821 Wayne Estes 1963-64
Career: 2127 Greg Grant 1983-86

POINTS PER GAME

Season: 33.7 Wayne Estes 1964-65
Career: 26.7 Wayne Estes 1963-65

10-POINT GAMES

Career: 105 Greg Grant 1983-86
Consec.: 64 Wayne Estes 1963-65

TOTAL REBOUNDS

Game: 28 Wayne Estes 12/15/62 vs. Regis
Opponent: 29 Keith Swagerty 12/7/64 vs. Pacific
Season: 403 Cornell Green 1959-60
Career: 1003 Greg Grant 1983-86

REBOUNDS PER GAME

Season: 13.9 Marvin Roberts 1969-70
Career: 12.8 Marvin Roberts 1969-71

10-REBOUND GAMES

Career: 55 Marvin Roberts 1969-71
Consec.: 17 Marvin Roberts 1970-71

DOUBLE-DOUBLES

Season: 21 Marvin Roberts 1969-70
Career: 54 Marvin Roberts 1968-71
Consec.: 17 Marvin Roberts 1970-71

PERSONAL FOULS

Season: 116 Reid Newey 1987-88
Career: 401 Kendall Youngblood 1989-92

DISQUALIFICATIONS

Season: 14 Nate Wickizer 1992-93
Career: 30 Nate Wickizer 1992-95

ASSISTS

Game: 16 Oscar Williams 12/14/76 vs. Utah
Opponent: 15 Danny Tarkanian 2/19/83 at UNLV
Season: 185 Jay Goodman 1992-93
Oscar Williams 1976-77
Career: 562 Oscar Williams 1975-78

ASSISTS PER GAME

Season: 7.7 Oscar Williams 1976-77
Career: 6 Oscar Williams 1975-78

TURNOVERS

Game: 11 Kendall Youngblood 3/9/89 vs. CS Fullerton
Shaler Halimon 12/19/67 vs. San Jose State
Season: 144 Silas Mills 1995-96
Career: 393 Kendall Youngblood 1989-92

BLOCKS

Game: 7 Shawn Daniels 1/13/01 vs. Pacific
7 Gilbert Pete 1/5/87 vs. Long Beach St.
Opponent: 7 Joe Vogel 12/3/93 at Colorado State
Season: 59 Shawn Daniels 2000-01
Career: 155 Gilbert Pete 1986-89

BLOCKS PER GAME

Season: 1.9 Gilbert Pete 1986-87
Career: 1.7 Shawn Daniels 2000-01

STEALS

Game: 9 Jay Goodman 2/20/93 vs. San Jose State
Opponent: 10 Jeff Trepagnier 11/24/99 vs. Southern Cal
Season: 102 Jay Goodman 1992-93
Career: 226 Greg Grant 1983-86

STEALS PER GAME

Season: 3.8 Jay Goodman 1992-93
Career: 2.6 Jay Goodman 1991-93

MINUTES PLAYED

Game: 55 Vince Washington 1/2/85 vs. UNLV
Season: 1255 Jaycee Carroll 2006-07
Career: 3923 Greg Grant 1983-86

MINUTES PLAYED PER GAME

Season: 37.4 Brian Jackson 1980-81
Career: 36.0 Vince Washington 1984-85

FIELD GOALS MADE

Game: 21 Wayne Estes 12/30/64 vs. Boston College
Season: 309 Wayne Estes 1963-64
Career: 852 Greg Grant 1983-86

FIELD GOALS ATTEMPTED

Game: 40 Wayne Estes 12/26/64 at Hawai'i
Season: 645 Wayne Estes 1963-64
Career: 1604 Greg Grant 1983-86

FIELD GOAL PERCENTAGE

Game: 1.000 Mike Santos 12-12 1/23/78 (ISU)
Season: .677 Nate Harris 134-198 2003-04
Career: .641 Nate Harris 588-918 2003-2006

THREE-POINT FIELD GOALS MADE

Game: 10 Jaycee Carroll 2/2/06 at New Mexico State
Season: 98 Reid Newey 1988-89
Career: 283 Tony Brown 1999-02

THREE-POINT FIELD GOALS ATTEMPTED

Game: 16 Jaycee Carroll 2/2/06 at New Mexico State
16 Corwin Woodard 2/13/95 vs. New Mexico State
Season: 224 Reid Newey 1988-89
Career: 686 Tony Brown 1999-02

THREE-POINT FIELD GOAL PERCENTAGE

Game: 1.000 Jay Goodman 6-6 12/8/92 (Utah)
Season: .496 Justin Jones 60-121 1997-98
Career: .452 Jaycee Carroll 172-372 2004-present

FREE THROWS MADE

Game: 17 Tim Tollestrup 1/17/70 vs. Utah
Bart Johnson 12/11/54 at Idaho
Season: 227 Cornell Green 1961-62
Career: 469 Wayne Estes 1963-65

FREE THROWS ATTEMPTED

Game: 22 Marvin Roberts 12/10/70 vs. Gonzaga
Season: 324 Cornell Green 1961-62
Career: 646 Marvin Roberts 1969-71

FREE THROW PERCENTAGE

Game: 1.000 Jaycee Carroll 15-15 2/5/07 (NMSU)
1.000 Jim Boatwright 14-14 12/29/72 (LSU)
Season: .921 Tony Brown 58-63 1998-99
Career: .870 Tony Brown 275-316 1999-02

QUICK FACTS

OUTLOOK

AGGIE BIOS

COACHES

OPPONENTS

SEASON REVIEW

RECORDS

UNIVERSITY

POINTS (1,000-PLUS)

Name	Years	Points
1. Greg Grant	1983-86	2127
2. Wayne Estes	1963-65	2001
3. Brian Jackson	1978-81	1900
4. Cornell Green	1960-62	1890
5. Marvin Roberts	1969-71	1844
6. Kendall Youngblood	1989-92	1774
7. Jaycee Carroll	2005-pres.	1737
8. Tony Brown	1999-02	1564
9. Eric Franson	1991, 94-96	1545
10. Reid Newey	1984, 87-89	1536
11. Nate Harris	2003-06	1475
12. Dean Hunger	1977-80	1472
13. Kevin Nixon	1985-88	1456
14. Dan Conway	1986-89	1398
15. Mike Santos	1975-78	1287
16. Shaler Halimon	1967-68	1284
17. Spencer Nelson	1999, 03-05	1283
18. Bob Lauriski	1971-73	1266
19. Rich Haws	1973-75	1255
20. Jim Boatwright	1972-74	1238
21. Max Perry	1959-61	1236
22. Jay Goodman	1991-93	1215
23. Jimmy Moore	1973-75	1164
24. Bert Cook	1950-52	1133
25. Troy Collier	1963-64	1109
26. Jeff O. Anderson	1985-88	1095
27. Nate Williams	1970-71	1080
28. Desmond Penigar	2002-03	1051
29. Vince Washington	1984-85	1049
30. Pat Dunn	1953-56	1018
31. Bill Hull	1951-54	1007
32. Bob Ipsen	1958-59	1001

POINTS PER GAME (MIN. 50 GAMES)

Name	Years	Avg.
1. Wayne Estes	1963-65	26.7
2. Shaler Halimon	1967-68	25.2
3. Marvin Roberts	1969-71	23.6
4. Cornell Green	1959-62	22.5
5. Bob Ipsen	1958-59	20.0
6. Troy Collier	1963-64	19.8
7. Nate Williams	1970-71	19.6
8. Greg Grant	1983-86	18.5
9. Vince Washington	1984-85	18.1
10. Ed Gregg	1975-76	18.0
11. LeRoy Walker	1964-65	17.7
12. Jaycee Carroll	2005-pres.	17.5
13. Brian Jackson	1978-81	16.8
14. Jimmy Smith	1967-68	16.8
15. Desmond Penigar	2002-03	16.4
16. Bob Lauriski	1971-73	16.0
17. Jim Boatwright	1972-74	15.9
18. Kendall Youngblood	1989-92	15.6
19. Marcus Saxon	1997-98	15.4
20. Harold Theus	1957-59	15.4

REBOUNDS

Name	Years	Reb.
1. Cornell Green	1960-62	1067
2. Greg Grant	1983-86	1003
3. Marvin Roberts	1968-71	997
4. Wayne Estes	1962-65	893
5. Eric Franson	1991, 94-96	885
6. Brian Jackson	1978-81	840
7. Spencer Nelson	1999, 03-05	800
8. Mike Santos	1974-78	748
9. Nate Harris	2003-06	722
10. Bob Lauriski	1970-73	720
11. Leo Cunningham	1979-82	676
12. Kendall Youngblood	1989-92	674
13. Troy Collier	1963-64	654
14. Jimmy Moore	1973-75	652
15. Dean Hunger	1977-80	649
16. Preston Baileys	1976-79	646
17. Dan Conway	1986-89	583
18. Harold Theus	1957-59	555
19. Ed Gregg	1975-76	543
20. Jim Boatwright	1972-74	537

REBOUNDS PER GAME (MIN. 50 GMS)

Name	Years	Avg.
1. Marvin Roberts	1969-71	12.8
2. Cornell Green	1960-62	12.7
3. Wayne Estes	1963-65	11.9
4. Troy Collier	1963-64	11.7
5. Harold Theus	1957-59	11.1
6. Ed Gregg	1975-76	10.4
7. Shaler Halimon	1967-68	10.2
8. Bob Ipsen	1958-59	9.2
9. Bob Lauriski	1971-73	9.1
10. Greg Grant	1983-86	8.7
11. Nate Williams	1970-71	8.3
12. Jimmy Moore	1973-75	8.3
13. Donnie Johnson	1998-99	7.9
14. Mike Santos	1975-78	7.9
15. Eric Franson	1991, 94-96	7.6
16. Silas Mills	1995-96	7.6
17. Brian Jackson	1978-81	7.4
18. Shawn Daniels	2000-01	7.3
19. LeRoy Walker	1964-65	7.3
20. Alan Parrish	1965-67	7.2

TOTAL ASSISTS (200-PLUS)

Name	Years	Assists
1. Oscar Williams	1975-78	562
2. Kevin Nixon	1985-88	428
3. Tony Brown	1999-02	396
4. Kendall Youngblood	1989-92	389
5. Jay Goodman	1991-93	364
6. Greg Grant	1983-86	308
Lance Washington	1980-83	308
8. Spencer Nelson	1999, 03-05	302
9. Reid Newey	1984, 87-89	298
10. Jeff Tebbs	1970-72	294
11. Mark Brown	2003-04	290
12. Bernard Rock	2000-01	288
13. Jeff O. Anderson	1985-88	282
14. Marcus Saxon	1997-98	269
15. Blair Reed	1974-76	266
16. Rich McElrath	1979-80	260
17. Allen Gordon	1990-91	251
18. David Pak	2005-06	245
19. Marvin Roberts	1969-71	228
20. Nate Harris	2003-05	220
21. Rawlee Perkins	1976-79	209

ASSISTS PER GAME (MIN. 50 GAMES)

Name	Years	Avg.
1. Oscar Williams	1975-78	6.0
2. Mark Brown	2003-04	4.7
3. Rich McElrath	1979-80	4.6
4. Jay Goodman	1991-93	4.6
5. Allen Gordon	1990-91	4.5

TOTAL BLOCKS (50-PLUS)

Name	Years	Blk.
1. Gilbert Pete	1986-89	155
2. Nate Wickizer	1992-95	148
3. Shawn Daniels	2000-01	117
4. Nate Harris	2003-2006	90
5. Greg Grant	1983-86	63
Cass Matheus	2005-06	63
7. Spencer Nelson	1999, 03-05	62
8. Kendall Youngblood	1989-92	56
9. Jeremy Vague	2001-02	55
10. Donnie Johnson	1998-99	53
11. Eric Franson	1991, 94-96	52

BLOCKS PER GAME (MIN. 50 GAMES)

Name	Years	Avg.
1. Shawn Daniels	2000-01	1.8
2. Nate Wickizer	1992-95	1.6
3. Gilbert Pete	1986-89	1.3
4. Cass Matheus	2005-06	0.9
5. Jeremy Vague	2001-02	0.8
Rod Hay	1992-93	0.8
Randy Funk	1990-91	0.8

STEALS

Name	Years	Steals
1. Greg Grant	1983-86	226
2. Jay Goodman	1991-93	205
3. Kevin Nixon	1985-88	190
4. Kendall Youngblood	1989-92	164
5. Tony Brown	1999-02	146
6. Reid Newey	1984, 87-89	128
7. Lance Washington	1980-83	118
8. Jeff O. Anderson	1985-88	105
9. Silas Mills	1995-96	98
10. Kevin Rice	1997-98	97

STEALS PER GAME (MIN. 50 GAMES)

Name	Years	Avg.
1. Jay Goodman	1991-93	2.6
2. Greg Grant	1983-86	2.0
3. Kevin Nixon	1985-88	1.7
4. Kevin Rice	1997-98	1.6
5. Silas Mills	1995-96	1.6

FIELD GOALS MADE

Name	Years	FG
1. Greg Grant	1983-86	852
2. Wayne Estes	1963-65	766
3. Brian Jackson	1978-81	753
4. Marvin Roberts	1969-71	693
5. Kendall Youngblood	1989-92	629
6. Jaycee Carroll	2005-pres.	613
7. Nate Harris	2003-06	588
8. Eric Franson	1991, 94-96	584
9. Dean Hunger	1977-80	573
10. Bob Lauriski	1971-73	518

FIELD GOALS ATTEMPTED

Name	Years	Att.
1. Greg Grant	1983-86	1604
2. Wayne Estes	1963-65	1591
3. Marvin Roberts	1969-71	1487
4. Brian Jackson	1978-81	1432
5. Kendall Youngblood	1989-92	1348
6. Jaycee Carroll	2005-pres.	1213
7. Tony Brown	1999-02	1127
8. Shaler Halimon	1967-68	1124
9. Reid Newey	1984, 87-89	1118
10. Eric Franson	1991, 94-96	1095

FG PERCENTAGE (MIN. 150 MADE)

Name	Years	Pct.
1. Nate Harris	2003-2006	.641
2. Greg Houskeeper	1988-89	.622
3. Spencer Nelson	1999, 03-05	.617
4. Cass Matheus	2005-06	.580
5. Shawn Daniels	2000-01	.579
6. Dean Hunger	1977-80	.577
7. Nate Wickizer	1992-95	.570
8. Randy Funk	1990-91	.566
9. Donnie Johnson	1998-99	.565
10. Jeremy vague	2001-02	.554



Greg Grant is USU's all-time leader in points (2,127) and steals (226).

THREE-POINT FIELD GOALS MADE

Name	Years	FG
1. Tony Brown	1999-02	283
2. Jaycee Carroll	2005-pres.	255
3. Reid Newey	1984, 87-89	237
4. Jay Goodman	1991-93	209
5. Justin Jones	1996-98	183
6. Troy Rolle	1999-00	112
7. Jeff O. Anderson	1985-88	95
8. Curtis Bobb	2000-01	94
9. David Pak	2005-06	83
10. Corwin Woodard	1994-95	81

THREE-POINT FGS ATTEMPTED

Name	Years	At.
1. Tony Brown	1999-02	686
2. Jay Goodman	1991-93	580
3. Reid Newey	1984, 87-89	572
4. Jaycee Carroll	2005-pres.	564
5. Justin Jones	1996-98	408
6. Troy Rolle	1999-00	304
7. Curtis Bobb	2000-01	255
8. Jeff O. Anderson	1985-88	229
9. Corwin Woodard	1994-95	217
10. Chris Huber	2004-06	214

THREE-POINT PCT. (MIN. 25 MADE)

Name	Years	Pct.
1. Jaycee Carroll	2005-pres.	.452
2. Justin Jones	1996-98	.449
3. Kendall Youngblood	1989-92	.448
4. Jeff O. Anderson	1985-88	.415
5. Reid Newey	1984, 87-89	.414
6. Tony Brown	1999-02	.413
7. Vince Washington	1984-85	.411
8. Kevin Nixon	1985-88	.405
9. Gary Patterson	1990-93	.403
10. Mark Brown	2003-04	.399

FREE THROWS MADE

Name	Years	FT
1. Wayne Estes	1963-65	469
2. Dan Conway	1986-89	458
Marvin Roberts	1969-71	458
4. Kendall Youngblood	1989-92	447
5. Greg Grant	1983-86	420
6. Brian Jackson	1978-81	397
7. Jeff O. Anderson	1985-88	389
8. Spencer Nelson	1999, 03-05	384
9. Cornell Green	1960-62	381
10. Eric Franson	1991, 94-96	377

FREE THROWS ATTEMPTED

Name	Years	Att.
1. Marvin Roberts	1969-71	646
2. Eric Franson	1991, 94-96	626
3. Dan Conway	1986-89	619
4. Greg Grant	1983-86	594
5. Kendall Youngblood	1989-92	593
6. Cornell Green	1960-62	569
7. Wayne Estes	1963-65	548
8. Kevin Nixon	1985-88	547
9. Spencer Nelson	1999, 03-05	533
Jeff O. Anderson	1985-88	533

FT PERCENTAGE (MIN. 100 MADE)

Name	Years	Pct.
1. Tony Brown	1999-02	.870
2. Cardell Butler	2003-04	.864
3. Wayne Estes	1963-65	.856
4. Vince Washington	1984-85	.851
5. Jay Goodman	1991-93	.837
6. Jaycee Carroll	2005-pres.	.834
7. Rich McElrath	1979-80	.826
8. Mark Brown	2003-04	.809
9. Jim Boatwright	1972-74	.801
10. Bob Lauriski	1971-73	.796

10-POINT GAMES

Name	Years	Games
1. Greg Grant	1983-86	105
2. Kendall Youngblood	1989-92	93
3. Brian Jackson	1978-81	90
4. Jaycee Carroll	2005-pres.	86
5. Eric Franson	1991, 94-96	80
6. Nate Harris	2003-06	78
7. Kevin Nixon	1985-88	77
8. Dean Hunger	1977-80	76
9. Tony Brown	1999-02	75
10. Marvin Roberts	1983-86	73
Wayne Estes	1963-65	73

CONSECUTIVE 10-POINT GAMES

Name	Dates	Games
1. Wayne Estes	1963-65	64
2. Eric Franson	1994-96	56
3. Greg Grant	1984-86	53
4. Shaler Halimon	1967-68	46
5. Jim Boatwright	1972-74	44
6. Brian Jackson	1979-81	32
Marvin Roberts	1970-71	32
8. Jaycee Carroll	2006-07	31
Rich Haws	1974-75	31
10. Dean Hunger	1978-79	30
Jimmy Moore	1974-75	30
Marvin Roberts	1968-69	30

10-REBOUND GAMES

Name	Years	Avg.
1. Marvin Roberts	1968-71	55
2. Greg Grant	1983-86	48
3. Eric Franson	1991, 94-96	36
4. Mike Santos	1975-78	33
5. Bob Lauriski	1971-73	32
Wayne Estes	1963-65	32
7. Leo Cunningham	1979-82	31
8. Brian Jackson	1978-81	30
9. Spencer Nelson	1999, 03-05	29
10. Jimmy Moore	1973-75	28

CONSECUTIVE 10-REBOUND GAMES

Name	Dates	Games
1. Marvin Roberts	1970-71	17
2. Marvin Roberts	1969-70	13
3. Greg Grant	1984-85	11
4. Mike Santos	1976-77	9
Mike Santos	1976-77	9
Ed Gregg	1975-76	9

DOUBLE-DOUBLES

Name	Years	Games
1. Marvin Roberts	1969-71	54
2. Greg Grant	1983-86	45
3. Wayne Estes	1963-65	36
Eric Franson	1991, 94-96	36
5. Bob Lauriski	1971-73	31
6. Mike Santos	1975-78	30
7. Jimmy Moore	1973-75	29
8. Brian Jackson	1978-81	27
9. Ed Gregg	1975-76	26
10. Spencer Nelson	1999, 03-05	22

CONSECUTIVE DOUBLE-DOUBLES

Name	Dates	Games
1. Marvin Roberts	1970-71	17
2. Marvin Roberts	1969-70	13
3. Shaler Halimon	1967-68	11
4. Greg Grant	1984-85	10
5. Mike Santos	1976-77	9
Mike Santos	1976-77	9
Ed Gregg	1975-76	9
8. Silas Mills	1994-95	6
Marvin Roberts	1968-69	6
10. Bob Lauriski	1971-72	5
Eric Franson	1995-96	5
Eric Franson	1993-94	5

GAMES PLAYED (100-PLUS)

Name	Years	Games
1. Tony Brown	1999-02	127
2. Nate Harris	2003-06	126
3. Spencer Nelson	1999, 03-05	120
4. Jeff O. Anderson	1985-88	118
5. Eric Franson	1991, 94-96	117
Dan Conway	1986-89	117
Gilbert Pete	1986-89	117
8. Red Newey	1984, 87-89	116
9. Greg Grant	1983-86	115
10. Kendall Youngblood	1989-92	114
Kevin Nixon	1985-88	114
12. Jon Wickizer	1993-96	113
Brian Jackson	1978-81	113
14. Preston Bailless	1976-79	108
15. Dean Hunger	1977-80	104
16. Chad Evans	2001-04	101
Brennan Ray	1999-02	101
Gary Patterson	1990-93	101
Michael McCullough	1981-84	101
20. Keith Hood	1978-81	100

GAMES STARTED

Name	Years	Games
1. Greg Grant	1983-86	115
2. Tony Brown	1999-02	112
3. Kendall Youngblood	1989-92	103
4. Eric Franson	1991, 94-96	99
5. Jaycee Carroll	2005-pres.	97
6. Brian Jackson	1978-81	96
7. Justin Jones	1996-98	94
8. Preston Bailless	1976-79	91
9. Kevin Nixon	1985-88	90
10. Reid Newey	1984, 87-89	89
Gilbert Pete	1986-89	89

TOTAL MINUTES PLAYED

Name	Years	Min.
1. Greg Grant	1983-86	3923
2. Tony Brown	1999-02	3841
3. Brian Jackson	1978-81	3768
4. Kendall Youngblood	1989-92	3674
5. Nate Harris	2003-06	3422
6. Eric Franson	1991, 94-96	3349
7. Kevin Nixon	1985-88	3347
8. Jaycee Carroll	2005-pres.	3292
9. Justin Jones	1996-98	3284
10. Reid Newey	1984, 87-89	3271

MINUTES PER GAME (MIN. 50 GAMES)

Name	Years	Avg.
1. Vince Washington	1984-85	36.0
2. Justin Jones	1996-98	34.6
3. Marcus Saxon	1997-98	34.2
4. Greg Grant	1983-86	34.1
5. Jaycee Carroll	2005-pres.	33.3
Brian Jackson	1978-81	33.3
7. Ed Gregg	1975-76	33.2
8. Chris McMullin	1983-84	33.1
9. Roddie Anderson	1994-95	33.0
10. Ron Ence	1983-84	32.7



Marvin Roberts recorded a school record 54 double-doubles at USU.

POINTS (500-PLUS)

Name	Year	Points
1. Wayne Estes	1963-64	821
2. Jaycee Carroll	2006-07	746
3. Cornell Green	1961-62	745
4. Marvin Roberts	1968-69	718
5. Shaler Halimon	1967-68	671
6. Brian Jackson	1980-81	655
7. Wayne Estes	1964-65	641
8. Greg Grant	1985-86	634
9. Troy Collier	1963-64	616
10. Cornell Green	1959-60	615
11. Shaler Halimon	1966-67	613
12. Nate Williams	1969-70	608
13. Vince Washington	1984-85	605
14. Bert Cook	1950-51	589
15. Ed Gregg	1975-76	579
16. Marcus Saxon	1997-98	574
17. Bob Ipsen	1958-59	569
18. Kevin Nixon	1986-87	564
19. Rich Haws	1974-75	563
20. Dean Hunger	1979-80	561
21. Nate Harris	2005-06	553
22. Silas Mills	1995-96	552
23. Jimmy Smith	1967-68	548
24. Greg Grant	1984-85	544
25. Bert Cook	1951-52	544
26. Reid Newey	1988-89	542
27. Brian Jackson	1979-80	540
28. Wayne Estes	1962-63	539
29. Keith McDonald	1978-79	537
30. Darrell Tucker	1952-53	535
31. Eric Franson	1995-96	534
32. Eric Franson	1994-95	534
33. Desmond Penigar	2001-02	532
34. Cornell Green	1960-61	530
35. Kendall Youngblood	1990-91	526
36. Greg Grant	1983-84	522
37. Jaycee Carroll	2005-06	521
38. LeRoy Walker	1964-65	521
39. Jimmy Moore	1974-75	520
40. Desmond Penigar	2002-03	519
41. Spencer Nelson	2004-05	513
42. Mike Santos	1977-78	512
43. Kevin Rice	1997-98	504
44. Dan Conway	1987-88	500

POINTS PER GAME (20-PLUS)

Name	Year	Avg.
1. Wayne Estes	1964-65	33.7
2. Wayne Estes	1963-64	28.3
3. Marvin Roberts	1968-69	27.6
4. Shaler Halimon	1967-68	26.8
5. Cornell Green	1961-62	25.7
6. Shaler Halimon	1966-67	23.6
7. Brian Jackson	1980-81	23.4
8. Greg Grant	1985-86	22.6
9. Marvin Roberts	1969-70	22.4
10. Ed Gregg	1975-76	22.3
11. Jimmy Smith	1967-68	21.9
12. Bob Ipsen	1958-59	21.9
13. Nate Williams	1969-70	21.7
14. Vince Washington	1984-85	21.6
15. Jaycee Carroll	2006-07	21.3
16. Troy Collier	1963-64	21.2
17. Cornell Green	1959-60	21.2
18. Rich Haws	1974-75	20.9
19. LeRoy Walker	1964-65	20.8
20. Marvin Roberts	1970-71	20.8
21. Dean Hunger	1979-80	20.8

REBOUNDS

Name	Year	Reb.
1. Cornell Green	1959-60	403
2. Marvin Roberts	1969-70	388
3. Wayne Estes	1963-64	377
4. Troy Collier	1963-64	357
5. Jerry Schofield	1959-60	348
6. Tyler Wilbon	1960-61	345
7. Cornell Green	1961-62	342
8. Marvin Roberts	1968-69	325
9. Cornell Green	1960-61	322
10. Harold Theus	1958-59	310

11. Mike Santos	1976-77	306
12. Ed Gregg	1975-76	305
13. Darnel Haney	1961-62	300
14. Troy Collier	1962-63	297
15. Shaler Halimon	1967-68	292
16. Marvin Roberts	1970-71	284
17. Eric Franson	1994-95	283
18. Eric Franson	1995-96	282
19. Bob Lauriski	1971-72	271
20. Shawn Daniels	1999-00	267
Lafayette Love	1971-72	267

REBOUNDS PER GAME (10-PLUS)

Name	Year	Avg.
1. Marvin Roberts	1969-70	13.9
2. Cornell Green	1959-60	13.8
3. Wayne Estes	1964-65	13.7
4. Tyler Wilbon	1960-61	13.3
5. Wayne Estes	1963-64	13.0
6. Jerry Schofield	1958-59	12.8
7. Marvin Roberts	1968-69	12.5
8. Cornell Green	1960-61	12.4
9. Troy Collier	1963-64	12.3
10. Harold Theus	1958-59	11.9
11. Marvin Roberts	1970-71	11.8
12. Cornell Green	1961-62	11.8
13. Ed Gregg	1975-76	11.7
14. Shaler Halimon	1967-68	11.7
15. Mike Santos	1976-77	11.3
16. Troy Collier	1962-63	11.0
17. Lafayette Love	1971-72	10.7
18. Bob Lauriski	1971-72	10.4
19. Darnel Haney	1961-62	10.3
20. Harold Theus	1957-58	10.2

ASSISTS

Name	Year	Ast.
1. Jay Goodman	1992-93	185
2. Oscar Williams	1976-77	185
3. Kevin Nixon	1987-88	182
4. Rich McElrath	1979-80	172
5. Oscar Williams	1977-78	168
6. Duane Rogers	1995-96	166
7. Spencer Nelson	2004-05	152
8. Mark Brown	2002-03	149
9. Tony Brown	2001-02	149
10. Bernard Rock	1999-00	148
11. David Pak	2005-06	147
12. Kris Clark	2006-07	146
13. Mark Brown	2003-04	141
14. Bernard Rock	2000-01	140
15. Ken Thompson	1972-73	139
16. Lance Washington	1982-83	138
17. Marcus Saxon	1997-98	135
18. Marcus Saxon	1996-97	134
19. Malloy Nesmith	1991-92	134
20. Allen Gordon	1990-91	130



Wayne Estes scored a school record 821 points during the 1963-64 season.

ASSISTS PER GAME

Name	Year	Avg.
1. Oscar Williams	1976-77	7.7
2. Jay Goodman	1992-93	6.9
3. Rich McElrath	1979-80	6.4
4. Oscar Williams	1977-78	6.0
5. Kevin Nixon	1987-88	5.9

ASSIST-TO-TURNOVER RATIO

Name	Year	Ast-TO
1. Tony Brown	2001-02	2.29-to-1
2. Chris Huber	2005-06	2.27-to-1
3. Kris Clark	2006-07	2.21-to-1
4. Tony Brown	2000-01	2.18-to-1
5. Rawlee Perkins	1976-77	2.11-to-1
6. Justin Jones	1995-96	2.00-to-1
7. Mark Brown	2002-03	1.99-to-1
8. Spencer Nelson	2004-05	1.92-to-1
9. Tony Brown	1999-00	1.91-to-1
10. Kevin Nixon	1987-88	1.86-to-1

TURNOVERS (100-PLUS)

Name	Year	TO
1. Silas Mills	1995-96	144
2. Jay Goodman	1992-93	129
3. Duane Rogers	1995-96	118
4. Lance Washington	1982-83	113
5. Marcus Saxon	1997-98	110
6. Kendall Youngblood	1988-89	109
7. Kendall Youngblood	1989-90	108
8. Reid Newey	1986-87	107
9. Keith McDonald	1978-79	107
10. Bernard Rock	1999-00	104
11. Eric Franson	1995-96	103
12. Malloy Nesmith	1991-92	100

BLOCKS

Name	Year	Blocks
1. Shawn Daniels	2000-01	59
2. Shawn Daniels	1999-00	58
3. Gilbert Pete	1986-87	58
4. Nate Wickizer	1992-93	47
5. Nate Wickizer	1991-92	46
6. Dimitri Jorssen	1999-00	46
7. Nate Wickizer	1993-94	43
8. Cass Matheus	2005-06	41
9. Gilbert Pete	1988-89	39
10. Greg Grant	1984-85	36

BLOCKS PER GAME

Name	Year	Avg.
1. Gilbert Pete	1986-87	1.9
2. Nate Wickizer	1993-94	1.8
3. Shawn Daniels	2000-01	1.7
4. Shawn Daniels	1999-00	1.7
5. Nate Wickizer	1992-93	1.7
6. Nate Wickizer	1991-92	1.6
7. Dimitri Jorssen	1999-00	1.4
8. Gilbert Pete	1988-89	1.4

STEALS (50-PLUS)

Name	Year	Steals
1. Jay Goodman	1992-93	102
2. Kevin Nixon	1987-88	78
3. Greg Grant	1985-86	66
4. Greg Grant	1984-85	59
5. Greg Grant	1983-84	57
6. Kevin Rice	1997-98	55
7. Kevin Nixon	1986-87	55
8. Silas Mills	1995-96	53
9. Jay Goodman	1990-91	52
10. Tony Brown	2001-02	51
11. Bernard Rock	1999-00	51
12. Jay Goodman	1991-92	51
13. Allen Gordon	1989-90	51
14. Lance Washington	1982-83	51



SINGLE-SEASON RECORDS



STEALS PER GAME

Name	Year	Avg.
1. Jay Goodman	1992-93	3.8
2. Rich McElrath	1979-80	2.6
3. Kevin Nixon	1987-88	2.5
4. Greg Grant	1985-86	2.4
5. Albert Chappell	1988-89	2.1
Greg Grant	1984-85	2.1
Jay Goodman	1990-91	2.1

FIELD GOALS MADE

Name	Year	FG
1. Wayne Estes	1963-64	309
2. Marvin Roberts	1968-69	271
3. Cornell Green	1961-62	259
4. Jaycee Carroll	2006-07	256
Ed Gregg	1975-76	256
Shaler Halimon	1967-68	256
7. Brian Jackson	1980-81	255
8. Wayne Estes	1964-65	252
9. Greg Grant	1985-86	250
10. Shaler Halimon	1966-67	247

FIELD GOALS ATTEMPTED

Name	Year	Att.
1. Wayne Estes	1963-64	645
2. Shaler Halimon	1967-68	571
3. Marvin Roberts	1968-69	564
4. Shaler Halimon	1966-67	553
5. Cornell Green	1961-62	542
6. Nate Williams	1969-70	518
Wayne Estes	1964-65	518
8. Marvin Roberts	1969-70	515
9. Brian Jackson	1980-81	502
10. Jimmy Smith	1967-68	501

FG PCT. (MIN. 5 ATT. PER GAME)

Name	Year	Pct.
1. Nate Harris	2003-04	.677
2. Greg Houskeeper	1988-89	.662
3. Antwan Smith	1996-97	.659
4. Spencer Nelson	2002-03	.653
5. Nate Harris	2004-05	.652
6. Nate Harris	2005-06	.621
7. Dean Hunger	1979-80	.606
8. Spencer Nelson	2004-05	.600
Spencer Nelson	2003-04	.600
10. Mike Santos	1977-78	.595
11. Greg Houskeeper	1987-88	.593
12. Cass Matheus	2005-06	.591
13. Nate Wickizer	1992-93	.588
14. Lew Powell	1966-67	.587
15. Dean Hunger	1977-78	.584
16. Shawn Daniels	1999-00	.581
Donnie Johnson	1998-99	.581
Rich McElrath	1979-80	.581
19. Jeremy Vague	2001-02	.578
20. Randy Funk	1990-91	.577

THREE-POINT FIELD GOALS MADE

Name	Year	FG
1. Reid Newey	1988-89	98
2. Jaycee Carroll	2005-06	93
3. Jay Goodman	1992-93	87
4. Jaycee Carroll	2006-07	83
5. Tony Brown	2000-01	80
6. Jaycee Carroll	2004-05	79
7. Justin Jones	1995-96	77
8. Tony Brown	2001-02	75
Reid Newey	1986-87	75
10. Tony Brown	1999-00	71

THREE-POINT FGS ATTEMPTED

Name	Year	Att.
1. Reid Newey	1988-89	224
2. Jay Goodman	1992-93	223
3. Jaycee Carroll	2005-06	206
4. Tony Brown	2000-01	195
5. Reid Newey	1986-87	194
6. Jaycee Carroll	2006-07	192
7. Jay Goodman	1990-91	191
8. Tony Brown	2001-02	172
9. Curtis Bobb	2000-01	170
10. Troy Rolle	1998-99	167

THREE-POINT PCT. (1 MADE PER GM.)

Name	Year	Pct.
1. Justin Jones	1997-98	.496
2. Jaycee Carroll	2004-05	.476
3. Justin Jones	1995-96	.467
4. Marcus Saxon	1997-98	.460
5. Jaycee Carroll	2005-06	.451
Jeff O. Anderson	1987-88	.451
7. Mark Brown	2003-04	.439
8. Tony Brown	1999-00	.438
Reid Newey	1988-89	.438
10. Tony Brown	2001-02	.436

FREE THROWS MADE

Name	Year	FT
1. Cornell Green	1961-62	227
2. Wayne Estes	1963-64	203
Bert Cook	1950-51	203
4. Marvin Roberts	1968-69	176
5. Dan Conway	1987-88	170
6. Shaler Halimon	1967-68	159
7. Spencer Nelson	2004-05	155
8. Cornell Green	1960-61	154
9. Jaycee Carroll	2006-07	151
10. Kevin Rice	1997-98	149
Marvin Roberts	1969-70	149

FREE THROWS ATTEMPTED

Name	Year	Att.
1. Cornell Green	1961-62	324
2. Malloy Nesmith	1991-92	282
3. Marvin Roberts	1968-69	255
4. Eric Franson	1995-96	248
5. Cornell Green	1960-61	245
6. Wayne Estes	1963-64	238
7. Dan Conway	1987-88	221
8. Shaler Halimon	1967-68	215
9. Silas Mills	1995-96	211
10. Marvin Roberts	1969-70	206

FT PCT. (2 MADE PER GAME)

Name	Year	Pct.
1. Tony Brown	1998-99	.921
2. Jay Goodman	1991-92	.891
3. Jaycee Carroll	2006-07	.888
4. Cardell Butler	2003-04	.880
5. Tony Brown	1999-00	.879
6. Wayne Estes	1964-65	.878
7. Bob Lauriski	1972-73	.871
8. Vince Washington	1984-85	.860
9. Larry Bailey	1956-57	.858
10. Tony Brown	2001-02	.857

DOUBLE-DOUBLES

Name	Year	Games
1. Marvin Roberts	1969-70	21
2. Mike Santos	1976-77	19
3. Marvin Roberts	1970-71	18
Shaler Halimon	1967-68	18
5. Ed Gregg	1975-76	17
Wayne Estes	1963-64	17
7. Bob Lauriski	1971-72	16
Marvin Roberts	1968-69	16
9. Eric Franson	1994-95	15
Greg Grant	1984-85	15
Troy Collier	1963-64	15

PERSONAL FOULS

Name	Year	PF
1. Reid Newey	1987-88	116
2. Nate Wickizer	1992-93	115
3. Pharoah Davis	1997-98	114
4. Dan Conway	1986-87	113
5. Darnel Haney	1961-62	112
6. Nate Wickizer	1991-92	111
Reid Newey	1986-87	111

DISQUALIFICATIONS

Name	Year	D
1. Nate Wickizer	1992-93	14
2. Nate Wickizer	1991-92	12
3. Gary Watts	1963-64	9
4. Kendall Youngblood	1988-89	8
Dan Conway	1986-87	8
Darryl Owens	1976-77	8
Tim Tollestrup	1968-69	8

GAMES PLAYED

Name	Year	Games
1. Six players	2006-07	35

GAMES STARTED

Name	Year	Games
1. Jaycee Carroll	2006-07	35
Durrall Peterson	2006-07	35
3. Eight Players	2000-01	34

MINUTES PLAYED

Name	Year	Min.
1. Jaycee Carroll	2006-07	1255
2. Justin Jones	1997-98	1182
3. Marcus Saxon	1997-98	1172
4. Justin Jones	1995-96	1159
5. Kevin Nixon	1987-88	1133
6. Kevin Rice	1997-98	1113
7. Brian Jackson	1978-79	1112
8. Eric Franson	1995-96	1082
9. Tony Brown	2001-02	1079
10. Duane Rogers	1995-96	1071
11. Nate Harris	2005-06	1068
Kevin Nixon	1986-87	1068
13. Mark Brown	2002-03	1067
14. Jaycee Carroll	2005-06	1065
15. Bernard Rock	2000-01	1063
16. Jon Wickizer	1995-96	1046
Brian Jackson	1980-81	1046
18. Vince Washington	1984-85	1044
Vince Washington	1983-84	1044
20. Tony Brown	2000-01	1037

MINUTES PER GAME

Name	Year	Avg.
1. Brian Jackson	1980-81	37.4
2. Vince Washington	1984-85	37.3
3. Brian Jackson	1978-79	37.1
4. Ed Gregg	1975-76	37.0
5. Reid Newey	1988-89	36.6
6. Leo Cunningham	1981-82	36.6
7. Kevin Nixon	1987-88	36.5
8. Jay Goodman	1992-93	36.3
9. Brian Jackson	1979-80	36.1
10. Rich Haws	1974-75	36.0
Greg Grant	1985-86	36.0

QUICK FACTS

OUTLOOK

AGGIE BIOS

COACHES

OPPONENTS

SEASON REVIEW

RECORDS

UNIVERSITY



SINGLE-GAME RECORDS



POINTS

Name	Opponent	Date	Pts.
1. Wayne Estes	vs. Boston College	12/30/64	52
2. Wayne Estes	vs. Denver	2/18/65	48
3. Shaler Halimon	at Brigham Young	1/6/68	47
4. Cornell Green	at New Mexico	3/3/62	46
5. Nate Williams	vs. St. Peter's	12/8/69	45
Max Perry	vs. New Mexico	3/3/61	45
7. Jaycee Carroll	vs. New Mexico St.	2/5/07	44
8. Marvin Roberts	at Montana State	2/10/69	43
Marvin Roberts	vs. West Texas State	1/25/69	43
Wayne Estes	vs. Utah	1/30/65	43

REBOUNDS

Name	Opponent	Date	Reb.
1. Wayne Estes	vs. Regis	12/15/62	28
2. Jerry Schofield	vs. Pacific	12/19/59	27
3. Wayne Estes	at Colorado State	12/15/64	25
Wayne Estes	vs. Pacific	12/7/64	25
5. Shaler Halimon	vs. Evansville	12/11/67	24
Jerry Schofield	vs. New Mexico	3/6/59	24
Harold Theus	vs. Denver	3/7/59	24
Troy Collier	vs. Michigan State	12/22/62	24
9. Troy Collier	vs. Colorado State	1/24/64	23
10. Mike Santos	vs. Portland State	2/15/77	22
Mike Santos	at Seattle	12/15/75	22
Bob Lauriski	vs. Houston Baptist	2/24/73	22
Nate Williams	vs. Houston	1/31/70	22
Marvin Roberts	vs. Delaware	12/27/69	22
Marvin Roberts	vs. Portland	12/28/68	22
Marvin Roberts	vs. Denver	12/11/68	22

ASSISTS

Name	Opponent	Date	Asts.
1. Oscar Williams	vs. Utah	12/14/76	16
2. Gary Malmrose	vs. Mesa State	2/10/76	15
3. Oscar Williams	vs. Portland State	2/15/77	14
Oscar Williams	vs. Brigham Young	2/1/75	14
5. Mark Brown	vs. Illinois State	11/29/03	13
Bernard Rock	vs. North Texas	2/3/00	13
Jay Goodman	vs. Nevada-Las Vegas	3/12/93	13
Oscar Williams	at Brigham Young	1/8/77	13
Ken Thompson	at Nevada	1/26/73	13
10. David Pak	at Fresno State	1/7/06	12
Mark Brown	vs. CS Fullerton	3/13/03	12
Allen Gordon	vs. San Jose State	2/2/91	12
Oscar Williams	at Oregon State	12/13/75	12

BLOCKS

Name	Opponent	Date	Blks.
1. Shawn Daniels	vs. Pacific	1/13/01	7
Gilbert Pete	vs. Long Beach State	1/5/87	7
3. Nate Wickizer	vs. Rutgers	1/13/92	6
Nate Wickizer	vs. UC Irvine	1/9/92	6
Greg Grant	at Long Beach State	2/28/85	6
Jeff O. Anderson	vs. San Jose State	1/19/85	6
Greg Grant	vs. Texas Christian	12/29/82	6
Greg Grant	vs. Brigham Young	12/14/82	6
Leo Cunningham	at San Jose State	1/27/80	6
10. 19 tied with			5

STEALS

Name	Opponent	Date	Stls.
1. Jay Goodman	vs. San Jose State	2/20/93	9
2. Jay Goodman	vs. Montana Tech	12/2/92	8
3. Jay Goodman	vs. New Mexico State	2/29/92	7
Jay Goodman	at Weber State	12/2/91	7
Kevin Nixon	at Weber State	12/22/87	7
6. 18 tied with			6

FIELD GOALS MADE

Name	Opponent	Date	FG
1. Wayne Estes	vs. Boston College	12/30/64	21
2. Nate Williams	vs. St. Peter's	12/8/69	20
Max Perry	vs. New Mexico	3/3/61	20
4. Jimmy Moore	vs. Wyoming	1/28/75	19
Marvin Roberts	vs. West Texas State	1/25/69	19
6. Marvin Roberts	at Seattle	2/13/71	18
Shaler Halimon	at Brigham Young	1/6/68	18
Jimmy Smith	vs. San Jose State	12/19/67	18
9. Silas Mills	at Hawai'i-Hilo	11/26/95	17
Marvin Roberts	at Montana State	2/10/69	17
Leroy Walker	vs. Montana State	2/25/65	17
Wayne Estes	vs. Utah	1/30/65	17
Shaler Halimon	vs. Creighton	1/14/65	17

FIELD GOALS ATTEMPTED

Name	Opponent	Date	Att.
1. Wayne Estes	at Hawai'i	12/26/64	40
2. Wayne Estes	at Brigham Young	2/6/65	38
3. Shaler Halimon	vs. Creighton	1/14/67	37
Wayne Estes	vs. Utah	1/30/65	37
Wayne Estes	vs. Butler	12/4/64	37
6. Marvin Roberts	at Seattle	2/13/71	36
Shaler Halimon	vs. Brigham Young	2/4/67	36
8. Marvin Roberts	vs. UCLA	3/14/70	35
Shaler Halimon	at Brigham Young	1/6/68	35
10. Wayne Estes	vs. Boston College	12/30/64	34

FIELD GOAL PERCENTAGE (MIN. 8 MADE)

Name	Opponent	Date	FGA	Pct.
1. Mike Santos	vs. Idaho State	1/12/78	12-12	1.000
Bill Floyd	vs. New Mexico State	3/2/85	10-10	1.000
Thony Brown	vs. Western State	12/18/99	9-9	1.000
Pharoah Davis	vs. North Texas	1/28/99	9-9	1.000
Ron Ence	vs. Southwestern La.	3/14/84	9-9	1.000
Troy Rolle	vs. UC Irvine	2/11/99	8-8	1.000
Kevin Nixon	vs. New Mexico State	1/3/87	8-8	1.000
Rick McElrath	vs. Fresno State	1/10/80	8-8	1.000
9. Silas Mills	at Hawai'i-Hilo	11/26/95	17-18	.944
10. Nate Wickizer	vs. Nevada	3/5/94	11-12	.917
Lafayette Love	vs. St. Francis	12/12/70	11-12	.917

THREE-POINT FIELD GOALS MADE

Name	Opponent	Date	FG
1. Jaycee Carroll	at New Mexico State	2/2/06	10
2. Jay Goodman	at Brigham Young	11/24/90	9
3. Jaycee Carroll	vs. UC Santa Barbara	1/6/05	8
Cardell Butler	vs. CS Fullerton	2/21/04	8
5. David Pak	at Fresno State	1/7/06	7
Tony Brown	at Idaho	1/26/02	7
Tony Brown	at Boise State	2/24/01	7
Tony Brown	at New Mexico State	2/24/00	7
Justin Jones	vs. Weber State	12/16/95	7
Jay Goodman	at Long Beach State	1/16/93	7
Jay Goodman	vs. UC Santa Barbara	1/4/91	7
Reid Newey	vs. UC Irvine	1/16/89	7

THREE-POINT FIELD GOALS ATTEMPTED

Name	Opponent	Date	Att.
1. Jaycee Carroll	at New Mexico State	2/2/06	16
Corwin Woodard	vs. New Mexico State	2/13/95	16
3. Jay Goodman	at Brigham Young	11/24/90	15
Reid Newey	at Kansas State	11/30/88	15
Vince Washington	at San Jose State	2/23/85	15
6. David Pak	at Fresno State	1/7/06	14
Justin Jones	vs. Weber State	12/16/95	14
Jay Goodman	vs. CS Fullerton	1/7/91	14
9. Corwin Woodard	vs. Illinois State	3/16/95	13
Jay Goodman	vs. Nevada	3/6/93	13
Jay Goodman	vs. UC Irvine	2/6/93	13
Jay Goodman	at UC Irvine	3/2/91	13
Jay Goodman	vs. UC Santa Barbara	1/4/91	13
Reid Newey	at CS Fullerton	1/21/89	13



SINGLE-GAME RECORDS



THREE-POINT FIELD GOAL PERCENTAGE (MIN. 5 MADE)

	Name	Opponent	Date	FG	Pct.
1.	Jay Goodman	at Utah	12/8/92	6-6	1.000
	Tony Brown	at CS Fullerton	2/4/99	5-5	1.000
	Reid Newey	vs. Pacific	3/5/88	5-5	1.000
4.	Durrall Peterson	vs. Middle Tennessee	12/5/05	6-7	.857
	Jaycee Carroll	vs. UC Irvine	2/26/05	6-7	.857
	Cardell Butler	vs. Idaho	1/3/04	6-7	.857
	Reid Newey	at Fresno State	1/4/88	6-7	.857
8.	David Pak	at Idaho	2/15/06	5-6	.833
	Jaycee Carroll	vs. CS Fullerton	1/20/05	5-6	.833
	Tony Brown	at UC Irvine	2/9/02	5-6	.833
	Justin Jones	at Nevada	3/8/96	5-6	.833
	Jay Goodman	vs. CS Fullerton	2/4/93	5-6	.833
	Kendall Youngblood	at UC Irvine	3/2/91	5-6	.833
	Reid Newey	vs. San Jose State	1/30/88	5-6	.833

FREE THROWS MADE

	Name	Opponent	Date	FT
1.	Tim Tollestrup	vs. Utah	1/17/70	17
	Bart Johnson	at Idaho	12/11/54	17
3.	Wayne Estes	vs. Regis	12/15/62	16
4.	Jaycee Carroll	vs. New Mexico State	2/5/07	15
	Kendall Youngblood	vs. New Mexico State	2/29/92	15
	Kendall Youngblood	at Brigham Young	11/24/90	15
	Reid Newey	at UNLV	1/19/89	15
	Dan Conway	vs. CS Fullerton	1/21/88	15
	Bert Cook	vs. Regis	3/5/62	15

FREE THROWS ATTEMPTED

	Name	Opponent	Date	Att.
1.	Marvin Roberts	vs. Gonzaga	12/10/70	22
2.	Cornell Green	vs. Loyola (Calif.)	12/8/61	20

FREE THROW PERCENTAGE (MIN. 10 MADE)

	Name	Opponent	Date	FG	Pct.
1.	Jaycee Carroll	vs. New Mexico St.	2/5/07	15-15	1.000
2.	Jim Boatwright	vs. LSU	12/29/72	14-14	1.000
3.	Kendall Youngblood	at BYU	12/13/91	13-13	1.000
	Kevin Nixon	at CS Fullerton	2/13/86	13-13	1.000
	Greg Grant	vs. CS Fullerton	1/9/85	13-13	1.000
	Larry Bunce	vs. Providence	12/17/66	13-13	1.000
	Larry Angle	at Denver	2/26/66	13-13	1.000
8.	Jay Goodman	at Nevada	1/3/93	12-12	1.000
9.	Marcus Saxon	at Boise State	1/9/97	11-11	1.000
	Vince Washington	at Pacific	1/21/85	11-11	1.000
	Dean Hunger	vs. San Jose State	1/24/80	11-11	1.000
	Dean Hunger	vs. Pacific	1/12/80	11-11	1.000
	Rick McElrath	vs. Weber State	11/30/79	11-11	1.000
	Max Perry	at Brigham Young	2/13/60	11-11	1.000
	Ted Smith	at Gonzaga	12/7/55	11-11	1.000
16.	Desmond Penigar	vs. Brigham Young	12/1/01	10-10	1.000
	Desmond Penigar	at Utah	11/23/01	10-10	1.000
	Kendall Youngblood	at San Jose State	2/10/90	10-10	1.000
	Reid Newey	vs. UNLV	1/19/88	10-10	1.000
	Reid Newey	vs. CS Fullerton	1/22/87	10-10	1.000
	Vince Washington	at Brigham Young	12/9/83	10-10	1.000
	Chris McMullin	at Brigham Young	11/30/82	10-10	1.000
	Lance Washington	vs. Utah	12/23/81	10-10	1.000
	Jim Tebbs	vs. West Texas St.	12/9/71	10-10	1.000
	Tim Tollestrup	vs. Brigham Young	1/15/70	10-10	1.000
	Ed Epps	at Arizona State	1/18/69	10-10	1.000
	Cornell Green	at Wyoming	2/16/62	10-10	1.000
28.	Bert Cook	vs. Denver	2/21/52	10-10	1.000

TRIPLE-DOUBLES

	Name	Opponent	Date	P/R/A
	Jon Judkins	vs. Pacific	3/5/88	11/11/10
	Shaler Halimon	vs. Arizona State	2/10/68	35/10/11
	Shaler Halimon	vs. Evansville	12/11/67	21/24/10

TURNOVERS

	Name	Opponent	Date	TO
1.	Kendall Youngblood	vs. CS Fullerton	3/9/89	11
	Shaler Halimon	vs. San Jose State	12/19/67	11
3.	Jay Goodman	at UC Irvine	1/7/93	10
	Oscar Williams	at Montana	2/8/77	10

TOTAL MINUTES PLAYED

	Name	Opponent	Date	Min.
1.	Vince Washington	vs. UNLV	1/2/85	55
2.	Jeff O. Anderson	vs. UNLV	1/2/85	52
3.	Greg Grant	at UNLV	1/2/86	50
	Greg Grant	at San Jose State	2/23/85	50
	Vince Washington	at San Jose State	2/23/85	50

OPPONENT POINTS

	Opponent	School	Date	Points
1.	John Caughran	vs. California	1/31/72	47
2.	Freeman Williams	vs. Portland State	2/15/77	46
3.	Stan Mayhew	at Weber State	1/18/77	45
4.	Scott Brooks	at UC Irvine	1/8/87	43
5.	Kelvin Upshaw	at Utah	11/24/84	41
	Ernie Losch	at New Orleans	1/6/73	41
7.	Kevin Magee	at UC Irvine	2/7/81	40
	Greg Williams	at Seattle	2/13/71	40
	Mervin Jackson	at Utah	2/3/68	40
10.	Michael Smith	at Brigham Young	12/19/87	39
	Danny Ainge	at Brigham Young	12/27/80	39
	Michael Newlin	at Utah	1/9/69	39

OPPONENT REBOUNDS

	Opponent	School	Date	Rebounds
1.	Keith Swagerty	vs. Pacific	12/7/64	29
2.	Gordon Stiler	vs. American	1/4/68	23
3.	Armon Gilliam	at UNLV	1/2/86	22
	Kevin Magee	at UC Irvine	2/7/81	22
	Jimmie Watts	at Weber State	2/27/74	22
	Michael Sojourner	at Utah	1/18/73	22
	Steve Davidson	at West Texas State	2/24/72	22
	Milton Adams	at Portland	1/27/72	22
9.	Calvin Roberts	at CS Fullerton	2/9/80	21
	Danny Vranes	at Utah	12/4/79	21

OPPONENT ASSISTS

	Opponent	School	Date	Asts.
1.	Chris Herren	at Fresno State	12/10/98	15
	Danny Tarkanian	at UNLV	2/19/83	15
3.	Leon Wood	at CS Fullerton	2/26/83	14
	Scott Martin	at Utah	12/16/80	14
	Jeff Jonas	at Utah	1/4/75	14
6.	Scott Sinek	at Brigham Young	12/26/81	13
	Jeff Jonas	at Utah	1/1/77	13

OPPONENT BLOCKS

	Opponent	School	Date	Blks.
1.	Joe Vogel	at Colorado State	12/3/93	7
2.	Vic Trierweiler	at Pacific	1/7/95	6
	Terrance O'Kelley	vs. Long Beach State	2/17/94	6
	Greg Kite	at Brigham Young	12/27/80	6
	Edgar Johns	at Nevada	1/20/78	6

OPPONENT STEALS

	Opponent	School	Date	Stls.
1.	Jeff Trepagnier	vs. Southern Cal	11/24/99	10
2.	Tony Amundsen	at Pacific	1/23/93	8
3.	Greg Anthony	vs. UNLV	3/1/90	7
	Derrick Gathers	vs. CS Northridge	12/2/89	7
	Jason Works	at UC Irvine	2/7/81	7
6.	Davin White	at CS Northridge	2/12/04	6
	Ethan O'Bryant	vs. Nevada	3/5/94	6
	Dexter Boney	vs. UNLV	3/12/93	6
	Walsh Jordan	vs. Pacific	1/17/91	6
	Nathan Call	at Brigham Young	11/24/90	6
	Mario Gaines	at UC Santa Barbara	2/11/82	6

QUICK FACTS

OUTLOOK

AGGIE BIOS

COACHES

OPPONENTS

SEASON REVIEW

RECORDS

UNIVERSITY

POINTS

Year	Player	G	FG	3FG	FT	Pts.	Avg.
1957-58	Bob Ipsen	24	154		124	432	18.0
1958-59	Bob Ipsen	26	221		127	569	21.9
1959-60	Cornell Green	29	225		165	615	21.2
1960-61	Cornell Green	26	188		154	530	20.4
1961-62	Cornell Green	29	259		227	745	25.7
1962-63	Wayne Estes	27	205		129	539	19.9
1963-64	Wayne Estes	29	309		203	821	28.3
1964-65	Wayne Estes	19	252		137	641	33.7
1965-66	Larry Angle	26	159		112	430	16.5
1966-67	Shaler Halimon	26	247		119	613	23.6
1967-68	Shaler Halimon	25	256		159	671	26.8
1968-69	Marvin Roberts	26	271		176	718	27.6
1969-70	Marvin Roberts	28	239		149	627	22.4
1970-71	Marvin Roberts	24	183		133	499	20.8
1971-72	Bob Lauriski	26	178		97	453	17.4
1972-73	Jim Boatwright	26	205		76	486	18.7
1973-74	Jim Boatwright	26	199		83	481	18.5
1974-75	Rich Haws	27	223		117	563	20.9
1975-76	Ed Gregg	26	256		67	579	22.3
1976-77	Mike Santos	27	197		97	491	18.2
1977-78	Mike Santos	28	204		104	512	18.3
1978-79	Keith McDonald	30	210		117	537	17.9
1979-80	Dean Hunger	27	214		133	561	20.8
1980-81	Brian Jackson	28	255		145	655	23.4
1981-82	Leo Cunningham	26	123		99	345	13.3
1982-83	Greg Grant	29	170	0	87	427	14.7
1983-84	Greg Grant	30	215	0	92	522	17.4
1984-85	Vince Washington	28	207	44	147	605	21.6
1985-86	Greg Grant	28	250	2	132	634	22.6
1986-87	Kevin Nixon	31	199	25	141	564	18.2
1987-88	Dan Conway	31	165	0	170	500	16.1
1988-89	Reid Newey	28	164	98	116	542	19.4
1989-90	Kendall Youngblood	30	167	4	124	462	15.4
1990-91	Kendall Youngblood	28	180	26	140	526	18.8
1991-92	Kendall Youngblood	28	162	35	120	479	17.1
1992-93	Jay Goodman	27	143	87	117	490	18.1
1993-94	Corwin Woodard	27	126	21	84	357	13.2
1994-95	Eric Franson	29	202	0	130	534	18.4
1995-96	Silas Mills	33	191	22	148	552	16.7
1996-97	Maurice Spillers	29	131	2	119	383	13.2
	Marcus Saxon	29	134	16	98	382	13.2
1997-98	Marcus Saxon	33	205	46	118	574	17.4
1998-99	Donnie Johnson	28	162	0	76	400	14.3
1999-00	Shawn Daniels	34	179	0	50	408	12.0
	Troy Rolle	34	136	54	82	408	12.0
2000-01	Shawn Daniels	34	167	0	67	401	11.8
2001-02	Desmond Penigar	31	203	24	102	532	17.2
2002-03	Desmond Penigar	33	192	29	106	519	15.7
2003-04	Cardell Butler	29	143	55	66	407	14.0
2004-05	Spencer Nelson	32	174	10	155	513	16.0
2005-06	Nate Harris	32	215	7	116	553	17.3
2006-07	Jaycee Carroll	35	256	83	151	746	21.3

REBOUNDS

Year	Player	G	Reb.	Avg.
1957-58	Harold Theus	24	245	10.2
1958-59	Jerry Schofield	26	333	12.8
1959-60	Not Available			
1960-61	Tyler Wilbon	26	345	13.3
1961-62	Cornell Green	29	342	11.8
1962-63	Troy Collier	27	297	11.0
1963-64	Wayne Estes	29	377	13.0
1964-65	Wayne Estes	19	260	13.7
1965-66	Alan Parrish	25	175	7.0
1966-67	Shaler Halimon	26	226	8.7
1967-68	Shaler Halimon	25	292	11.7
1968-69	Marvin Roberts	26	325	12.5
1969-70	Marvin Roberts	28	388	13.9
1970-71	Marvin Roberts	24	284	11.8
1971-72	Bob Lauriski	26	271	10.4
1972-73	Bob Lauriski	26	238	9.2
1973-74	Jimmy Moore	26	241	9.3
1974-75	Jimmy Moore	27	245	9.1
1975-76	Ed Gregg	26	305	11.7
1976-77	Mike Santos	27	306	11.3
1977-78	Mike Santos	28	245	8.8
1978-79	Brian Jackson	30	248	8.3
1979-80	Dean Hunger	27	231	8.6
1980-81	Brian Jackson	28	248	8.9
1981-82	Leo Cunningham	26	257	9.9
1982-83	Greg Grant	29	263	9.1
1983-84	Greg Grant	30	236	7.9
1984-85	Greg Grant	28	266	9.5
1985-86	Greg Grant	28	238	8.5
1986-87	Dan Conway	31	204	6.6
1987-88	Dan Conway	31	175	5.6
1988-89	Darrel White	27	130	4.8
1989-90	Randy Funk	30	195	6.5

1990-91	Kendall Youngblood	28	183	6.5
1991-92	Kendall Youngblood	28	216	7.7
1992-93	Rod Hay	27	212	7.9
1993-94	Eric Franson	27	247	9.1
1994-95	Eric Franson	29	283	9.8
1995-96	Eric Franson	33	282	8.5
1996-97	Maurice Spillers	29	242	8.3
1997-98	Donnie Johnson	33	249	7.5
1998-99	Donnie Johnson	28	231	8.3
1999-00	Shawn Daniels	34	267	7.9
2000-01	Shawn Daniels	34	230	6.8
2001-02	Desmond Penigar	31	214	6.9
2002-03	Spencer Nelson	33	244	7.4
2003-04	Spencer Nelson	27	210	7.8
2004-05	Spencer Nelson	32	253	7.9
2005-06	Nate Harris	32	247	7.7
2006-07	Jaycee Carroll	35	220	6.3

ASSISTS

Year	Player	G	Ast.	Avg.
1966-67	Les Powell	26	91	3.5
1967-68	Not Available			
1968-69	Paul Jeppeson	26	76	2.9
1969-70	Paul Jeppeson	29	115	4.0
1970-71	Marvin Roberts	24	84	3.5
	Jeff Tebbs	23	84	3.7
1971-72	Jeff Tebbs	26	112	4.3
1972-73	Ken Thompson	26	139	5.3
1973-74	Blair Reed	26	83	3.2
1974-75	Oscar Williams	26	124	4.8
1975-76	Blair Reed	25	99	4.0
1976-77	Oscar Williams	24	185	7.7
1977-78	Oscar Williams	28	168	6.0
1978-79	Rawlee Perkins	30	104	3.5
1979-80	Rich McElrath	27	172	6.4
1980-81	Lance Washington	27	81	3.0
1981-82	Larry Bergeson	27	118	4.8
1982-83	Lance Washington	29	138	4.8
1983-84	Vince Washington	30	100	3.3
1984-85	Jeff J. Anderson	28	115	4.1
1985-86	Kevin Nixon	28	110	3.9
1986-87	Kevin Nixon	31	116	3.7
1987-88	Kevin Nixon	31	182	5.9
1988-89	Kendall Youngblood	28	122	4.4
1989-90	Allen Gordon	28	121	4.3
1990-91	Allen Gordon	28	130	4.6
1991-92	Malloy Nesmith	28	134	4.8
1992-93	Jay Goodman	27	185	6.9
1993-94	Roddie Anderson	27	86	3.2
1994-95	Roddie Anderson	29	105	3.6
1995-96	Duane Rogers	32	166	5.2
1996-97	Marcus Saxon	29	134	4.6
1997-98	Marcus Saxon	33	135	4.1
1998-99	Rashad Elliott	26	124	4.8
1999-00	Bernard Rock	34	148	4.4
2000-01	Bernard Rock	34	140	4.1
2001-02	Tony Brown	31	149	4.8
2002-03	Mark Brown	33	149	4.5
2003-04	Mark Brown	29	141	4.9
2004-05	Spencer Nelson	32	152	4.8
2005-06	David Pak	32	147	4.6
2006-07	Kris Clark	35	146	4.2

BLOCKS

Year	Player	G	Blk.	Avg.
1984-85	Greg Grant	28	36	1.3
1985-86	Greg Grant	28	27	1.0
	Gilbert Pete	27	27	1.0
1986-87	Gilbert Pete	31	58	1.9
1987-88	Gilbert Pete	32	31	1.0
1988-89	Gilbert Pete	28	39	1.4
1989-90	Jeff Parris	30	34	1.1
1990-91	Randy Funk	28	18	0.6
1991-92	Nathan Wickizer	28	46	1.6
1992-93	Nathan Wickizer	27	47	1.7
1993-94	Nathan Wickizer	24	43	1.8
1994-95	Eric Franson	29	22	0.8
1995-96	Silas Mills	33	25	0.8
1996-97	Kevin Rice	29	9	0.3
1997-98	Donnie Johnson	33	22	0.7
1998-99	Donnie Johnson	28	31	1.1
1999-00	Shawn Daniels	34	58	1.7
2000-01	Shawn Daniels	34	59	1.7
2001-02	Jeremy Vague	31	32	1.0
2002-03	Spencer Nelson	33	20	0.6
2003-04	Nate Harris	29	27	0.9
2004-05	Cass Matheus	32	22	0.7
2005-06	Cass Matheus	32	41	1.3
2006-07	Chaz Spicer	34	20	0.6



YEAR-BY-YEAR LEADERS



STEALS

Year	Player	G	Stl.	Avg.
1979-80	Rich McElrath	27	71	2.6
1980-81	Three players	28	34	1.2
1981-82	Larry Bergeson	27	27	1.0
1982-83	Lance Washington	29	51	1.8
1983-84	Greg Grant	30	57	1.9
1984-85	Greg Grant	28	59	2.1
1985-86	Greg Grant	28	66	2.4
1986-87	Kevin Nixon	31	55	1.8
1987-88	Kevin Nixon	31	78	2.5
1988-89	Albert Chappell	23	49	2.1
1989-90	Allen Gordon	28	51	1.8
1990-91	Jay Goodman	25	52	2.1
1991-92	Jay Goodman	28	51	1.8
1992-93	Jay Goodman	27	102	3.8
1993-94	Jarobi Kemp	27	47	1.7
1994-95	Silas Mills	27	45	1.7
1995-96	Silas Mills	33	53	1.6
1996-97	Kevin Rice	29	42	1.4
1997-98	Kevin Rice	33	55	1.7
1998-99	Tyrone Allick	28	31	1.1
1999-00	Bernard Rock	34	51	1.5
2000-01	Curtis Bobb	34	43	1.3
2001-02	Tony Brown	31	51	1.6
2002-03	Mark Brown	33	43	1.3
2003-04	Mark Brown	29	31	1.1
2004-05	Spencer Nelson	32	37	1.2
2005-06	Jaycee Carroll/David Pak	32	31	0.9
2006-07	Chris Session	35	36	1.0

FIELD GOAL PERCENTAGE (Min. 3 Made per Game)

Year	Player	G	FGM	FGA	Pct.
1957-58	Bob Ipsen	24	154	368	.418
1958-59	Bob Ipsen	26	221	483	.458
1959-60	Cornell Green	29	225	460	.489
1960-61	Cornell Green	26	188	438	.429
1961-62	Cornell Green	29	259	542	.478
1962-63	Troy Collier	27	200	379	.528
1963-64	Troy Collier	29	240	448	.536
1964-65	Wayne Estes	19	252	518	.486
1965-66	Les Powell	26	93	196	.474
1966-67	Les Powell	26	115	196	.587
1967-68	Jimmy Smith	25	229	501	.457
1968-69	Marvin Roberts	26	271	564	.480
1969-70	Tim Tollestrup	29	116	220	.527
1970-71	Lafayette Love	26	101	190	.532
1971-72	Jim Boatwright	26	106	206	.515
1972-73	Ken Thompson	26	120	216	.556
1973-74	Jim Boatwright	26	199	379	.525
1974-75	Blair Reed	27	127	238	.534
1975-76	Ed Gregg	26	256	476	.538
1976-77	Mike Santos	27	197	370	.532
1977-78	Mike Santos	28	204	343	.595
1978-79	Dean Hunger	29	165	290	.569
1979-80	Dean Hunger	27	214	353	.606
1980-81	Haakon Austefjord	28	80	151	.530
1981-82	Larry Bergeson	27	110	215	.512
1982-83	Greg Grant	29	170	303	.561
1983-84	Greg Grant	30	215	396	.543
1984-85	Greg Grant	28	217	405	.536
1985-86	Greg Grant	28	250	500	.500
1986-87	Dan Conway	31	160	300	.533
1987-88	Greg Houskeeper	31	118	199	.593
1988-89	Greg Houskeeper	28	96	145	.662
1989-90	Randy Funk	30	132	237	.557
1990-91	Randy Funk	28	113	196	.577
1991-92	Carlito DaSilva	27	123	282	.436
1992-93	Nathan Wickizer	27	117	199	.588
1993-94	Eric Franson	27	131	247	.530
1994-95	Eric Franson	29	202	355	.569
1995-96	Eric Franson	33	193	371	.520
1996-97	Antwan Smith	29	108	164	.659
1997-98	Donnie Johnson	33	131	240	.546
1998-99	Donnie Johnson	28	162	279	.581
1999-00	Shawn Daniels	34	179	308	.581
2000-01	Shawn Daniels	34	167	290	.576
2001-02	Jeremy Vague	31	111	192	.578
2002-03	Spencer Nelson	33	115	176	.653
2003-04	Nate Harris	29	134	198	.677
2004-05	Nate Harris	32	172	264	.652
2005-06	Nate Harris	32	215	346	.621
2006-07	Stephen DuCharme	35	151	278	.543

THREE-POINT FIELD GOALS

Year	Player	G	3FG	Avg.
1982-83	Chris McMullin	29	16	0.6
1984-85	Vince Washington	28	44	1.6
1985-86	Bill Floyd	28	16	0.6
1986-87	Reid Newey	31	75	2.4
1987-88	Reid Newey	31	64	2.1
1988-89	Reid Newey	28	98	3.5
1989-90	Matt Barnes	28	26	0.9
1990-91	Jay Goodman	25	66	2.6
1991-92	Jay Goodman	28	56	2.0

1992-93	Jay Goodman	27	87	3.2
1993-94	Corwin Woodard	27	21	0.8
1994-95	Corwin Woodard	27	60	2.2
1995-96	Justin Jones	33	77	2.3
1996-97	Justin Jones	29	46	1.6
1997-98	Justin Jones	33	60	1.8
1998-99	Troy Rolle	28	58	2.1
1999-00	Tony Brown	34	71	2.1
2000-01	Tony Brown	34	80	2.3
2001-02	Tony Brown	31	75	2.4
2002-03	Ronnie Ross	31	37	1.2
2003-04	Cardell Butler	29	55	1.9
2004-05	Jaycee Carroll	32	79	2.5
2005-06	Jaycee Carroll	32	93	2.9
2006-07	Jaycee Carroll	35	83	2.4

THREE-POINT FIELD GOAL PERCENTAGE (Min. 1 Att. per Game)

Year	Player	G	3FG	Att.	Pct.
1982-83	Chris McMullin	29	16	33	.485
1984-85	Vince Washington	28	44	107	.411
1985-86	Bill Floyd	28	16	46	.348
1986-87	Kevin Nixon	31	25	59	.424
1987-88	Jeff O. Anderson	31	37	82	.451
1988-89	Reid Newey	28	98	224	.438
1989-90	Rich Jardine	30	16	45	.356
1990-91	Jay Goodman	25	66	191	.346
1991-92	Kendall Youngblood	28	35	84	.417
1992-93	Jay Goodman	27	87	223	.390
1993-94	Corwin Woodard	27	21	72	.292
1994-95	Roddie Anderson	29	15	35	.429
1995-96	Justin Jones	33	77	165	.467
1996-97	Justin Jones	29	46	122	.377
1997-98	Justin Jones	33	60	121	.496
1998-99	Tony Brown	28	57	157	.363
1999-00	Tony Brown	34	71	162	.438
2000-01	Tony Brown	34	80	195	.410
2001-02	Tony Brown	31	75	172	.436
2002-03	Desmond Penigar	33	29	80	.363
2003-04	Mark Brown	29	36	82	.439
2004-05	Jaycee Carroll	32	79	166	.476
2005-06	Jaycee Carroll	32	93	206	.451
2006-07	Jaycee Carroll	35	83	192	.432

FREE THROW PERCENTAGE (Min. 2 Made per Game)

Year	Player	G	FTM	FTA	Pct.
1957-58	Sam Haggerty	20	42	54	.778
1958-59	Max Perry	26	67	89	.753
1959-60	Not Available				
1960-61	Max Perry	26	69	99	.697
1961-62	Cornell Green	29	227	324	.701
1962-63	Wayne Estes	27	129	154	.838
1963-64	Wayne Estes	29	203	238	.853
1964-65	Wayne Estes	19	137	156	.878
1965-66	Larry Angle	26	112	134	.836
1966-67	Les Powell	26	82	106	.774
1967-68	Paul Jeppeson	25	64	82	.780
1968-69	Marvin Roberts	26	176	255	.690
1969-70	Jeff Tebbs	28	59	77	.766
1970-71	Ron Hatch	26	78	98	.796
1971-72	Ron Hatch	26	75	95	.789
1972-73	Bob Lauriski	26	74	85	.871
1973-74	Jim Boatwright	26	83	103	.806
1974-75	Jimmy Moore	27	70	92	.761
1975-76	Ed Gregg	26	67	98	.684
1976-77	Oscar Williams	24	48	65	.738
1977-78	Keith McDonald	28	86	106	.811
1978-79	Dean Hunger	29	109	139	.784
1979-80	Rich McElrath	27	128	151	.848
1980-81	Brian Jackson	28	145	175	.829
1981-82	Haakon Austefjord	27	92	137	.672
1982-83	Ron Ence	29	106	137	.774
1983-84	Vince Washington	30	132	157	.841
1984-85	Vince Washington	28	147	171	.860
1985-86	Jeff O. Anderson	28	71	91	.780
1986-87	Reid Newey	31	89	118	.754
1987-88	Dan Conway	31	170	221	.769
1988-89	Reid Newey	28	116	144	.806
1989-90	Kendall Youngblood	30	124	159	.780
1990-91	Bryon Ruffner	28	72	86	.837
1991-92	Jay Goodman	28	82	92	.891
1992-93	Jay Goodman	27	117	137	.854
1993-94	Jarobi Kemp	27	81	97	.835
1994-95	Corwin Woodard	27	75	98	.765
1995-96	Jon Wickizer	33	78	97	.804
1996-97	Kevin Rice	29	102	139	.734
1997-98	Marcus Saxon	33	118	150	.787
1998-99	Tony Brown	28	58	63	.921
1999-00	Troy Rolle	34	82	102	.804
2000-01	Tony Brown	34	75	89	.843
2001-02	Tony Brown	31	84	98	.857
2002-03	Mark Brown	33	74	87	.851
2003-04	Cardell Butler	29	66	75	.880
2004-05	Spencer Nelson	32	155	197	.787
2005-06	Nate Harris	32	116	156	.744
2006-07	Jaycee Carroll	25	151	170	.888



YEAR-BY-YEAR STATS



OFFENSIVE STATISTICS

Year	GP	FG	Pct.	3FG	Pct.	FT	Pct.	Pts.	Avg.	Reb.	Avg.	Ast	TO	Blk	Stl.
1957-58	24	576-1634	.353	—	—	367-583	.630	1519	63.3	947	39.5	—	—	—	—
1958-59	26	782-1837	.426	—	—	401-615	.652	1965	75.6	1381	53.1	—	—	—	—
1959-60	29	875-2073	.422	—	—	501-746	.672	2251	77.6	1618	55.8	—	—	—	—
1960-61	26	727-1842	.394	—	—	427-671	.621	1879	72.3	1354	52.0	—	—	—	—
1961-62	29	829-1961	.422	—	—	541-827	.654	2202	75.9	1511	52.1	—	—	—	—
1962-63	27	802-1802	.445	—	—	459-653	.702	2063	76.4	1323	49.0	—	—	—	—
1963-64	29	977-2160	.452	—	—	573-775	.739	2527	87.1	1445	49.8	—	—	—	—
1964-65	25	862-2042	.422	—	—	412-567	.727	2136	85.4	1304	52.2	—	—	—	—
1965-66	26	841-1884	.446	—	—	471-700	.673	2153	82.8	1268	48.8	—	—	—	—
1966-67	28	904-1995	.453	—	—	479-699	.685	2287	81.7	1343	48.0	—	—	—	—
1967-68	25	851-1933	.440	—	—	496-743	.668	2198	87.9	1333	53.3	—	—	—	—
1968-69	26	821-1843	.445	—	—	494-770	.642	2136	82.2	1314	50.5	—	—	—	—
1969-70	29	1008-2153	.470	—	—	603-825	.730	2619	90.3	1566	54.0	—	—	—	—
1970-71	27	884-1859	.470	—	—	557-776	.720	2325	86.0	1324	49.0	—	—	—	—
1971-72	26	858-1886	.455	—	—	431-600	.718	2147	82.6	1182	45.5	—	—	—	—
1972-73	26	918-1860	.49.0	—	—	362-490	.740	2198	84.5	1143	43.9	—	—	—	—
1973-74	26	877-1795	.489	—	—	391-546	.716	2145	82.5	1198	46.2	—	—	—	—
1974-75	27	951-1899	.501	—	—	391-548	.714	2293	84.9	1183	43.8	—	—	—	—
1975-76	26	841-1852	.454	—	—	267-400	.668	1949	75.0	1087	41.8	—	—	—	—
1976-77	27	918-1904	.482	—	—	350-517	.677	2186	80.1	1184	43.9	470	467	—	—
1977-78	28	926-1813	.511	—	—	438-618	.709	2290	81.8	1250	44.6	467	467	—	—
1978-79	30	929-1823	.510	—	—	482-675	.714	2340	78.0	1092	36.4	472	493	—	—
1979-80	27	862-1678	.514	—	—	605-794	.762	2329	86.3	965	35.4	402	438	—	199
1980-81	28	896-1891	.474	—	—	438-673	.718	2275	81.3	1064	38.0	313	383	—	166
1981-82	27	693-1598	.434	—	—	432-649	.666	1820	67.4	997	36.9	383	502	—	115
1982-83	29	872-1649	.529	46-125	.368	521-742	.710	2218	76.5	1043	36.0	446	469	—	210
1983-84	30	894-1735	.515	—	—	527-744	.708	2314	77.1	951	31.7	495	446	—	225
1984-85	28	865-1769	.489	73-197	.371	562-773	.727	2365	84.5	1072	38.3	456	420	97	195
1985-86	28	784-1723	.455	50-151	.331	533-730	.730	2151	76.8	997	35.6	452	478	100	217
1986-87	31	877-1907	.460	150-386	.389	662-928	.713	2566	82.8	1149	37.1	421	506	99	221
1987-88	31	902-1807	.499	130-324	.401	658-926	.711	2592	83.6	1136	36.6	501	495	84	196
1988-89	28	760-1585	.479	118-294	.401	511-691	.740	2164	77.3	1018	36.4	457	526	106	214
1989-90	30	803-1731	.463	87-262	.332	581-817	.711	2276	75.9	1084	36.1	483	509	139	227
1990-91	28	792-1748	.453	134-358	.374	559-787	.710	2277	81.3	1003	35.8	487	462	104	217
1991-92	28	737-1737	.424	118-349	.338	569-780	.729	2161	77.2	1112	39.7	422	446	130	225
1992-93	27	711-1618	.439	155-422	.367	516-726	.711	2093	77.5	1019	37.7	423	461	99	212
1993-94	27	648-1416	.458	55-216	.255	511-728	.702	1862	70.0	1038	38.4	352	418	66	151
1994-95	29	831-1650	.504	122-351	.348	499-773	.646	2283	78.7	1187	40.9	454	481	80	200
1995-96	33	810-1717	.472	135-386	.350	591-884	.669	2346	71.1	1302	39.5	491	545	65	195
1996-97	29	695-1451	.479	106-318	.333	494-724	.682	1990	68.6	1085	37.4	360	411	26	138
1997-98	33	856-1771	.483	139-324	.429	524-747	.701	2375	72.0	1174	35.6	352	440	68	183
1998-99	28	740-1551	.477	143-409	.350	383-588	.651	2006	71.6	1033	36.9	391	444	68	166
1999-00	34	879-1888	.466	194-536	.362	445-709	.628	2397	70.5	1233	36.3	487	453	126	235
2000-01	34	852-1755	.485	200-513	.390	500-743	.673	2404	70.7	1177	34.6	511	486	132	220
2001-02	31	751-1596	.471	144-414	.347	430-599	.718	2076	67.0	1116	36.0	443	424	93	155
2002-03	33	799-1727	.463	134-391	.343	465-651	.714	2197	66.6	1154	35.0	471	406	69	168
2003-04	29	711-1397	.509	168-419	.401	419-582	.720	2009	69.3	952	32.8	446	370	85	153
2004-05	32	851-1621	.525	185-473	.391	428-619	.691	2315	72.3	1095	34.2	549	396	92	179
2005-06	32	853-1714	.498	232-579	.401	369-511	.722	2307	72.1	1080	33.8	552	421	91	165
2006-07	35	884-1894	.467	206-553	.373	492-631	.780	2466	70.5	1144	32.7	504	488	81	220



YEAR-BY-YEAR STATS



DEFENSIVE STATISTICS

Year	GP	FG	Pct.	3FG	Pct.	FT	Pct.	Pts.	Avg.	Reb.	Avg.	Ast	TO	Blk	Stl.
1957-58	24	673-1714	.393	—	—	383-591	.648	1729	72.0	1234	51.4	—	—	—	—
1958-59	26	704-1922	.366	—	—	391-596	.657	1799	69.2	1311	50.4	—	—	—	—
1959-60	29	778-2179	.357	—	—	379-611	.688	1935	66.7	1370	47.2	—	—	—	—
1960-61	26	731-1837	.397	—	—	435-629	.691	1861	71.5	1291	49.6	—	—	—	—
1961-62	29	749-1932	.387	—	—	498-762	.653	1996	68.8	1323	45.6	—	—	—	—
1962-63	27	695-1785	.389	—	—	395-625	.632	1785	66.1	1245	46.1	—	—	—	—
1963-64	29	873-2053	.425	—	—	531-751	.707	2277	78.5	1342	46.3	—	—	—	—
1964-65	25	760-1696	.448	—	—	516-747	.691	2036	81.4	1198	47.9	—	—	—	—
1965-66	26	821-1883	.436	—	—	498-717	.695	2140	82.3	1287	49.5	—	—	—	—
1966-67	28	796-1891	.421	—	—	424-615	.689	2016	72.0	1254	44.8	—	—	—	—
1967-68	25	833-2004	.411	—	—	505-715	.706	2171	86.8	1377	55.1	—	—	—	—
1968-69	26	892-1924	.464	—	—	498-735	.678	2282	87.8	1253	48.2	—	—	—	—
1969-70	29	902-2172	.410	—	—	600-851	.701	2404	82.9	1322	45.6	—	—	—	—
1970-71	27	802-1833	.440	—	—	513-754	.680	2117	78.4	1142	42.3	—	—	—	—
1971-72	26	857-1876	.457	—	—	445-643	.690	2159	83.0	1232	47.4	—	—	—	—
1972-73	26	856-1854	.460	—	—	334-472	.700	2046	78.7	1063	40.9	—	—	—	—
1973-74	26	794-1794	.443	—	—	391-573	.683	1979	76.1	1057	40.7	—	—	—	—
1974-75	27	845-1898	.445	—	—	403-576	.700	2093	77.5	1146	42.4	—	—	—	—
1975-76	26	810-1782	.455	—	—	361-504	.716	1981	76.2	1163	45.1	—	—	—	—
1976-77	27	845-1878	.450	—	—	428-604	.709	2118	78.4	1178	43.6	—	—	—	—
1977-78	28	803-1915	.419	—	—	385-552	.697	1991	71.1	1096	39.1	—	—	—	—
1978-79	30	900-1925	.468	—	—	464-667	.696	2264	75.5	1224	40.8	—	—	—	—
1979-80	27	888-1841	.482	—	—	426-630	.676	2202	81.6	1054	39.0	—	—	—	—
1980-81	28	892-1823	.489	—	—	487-658	.740	2271	81.1	1086	38.8	—	—	—	—
1981-82	27	815-1721	.474	—	—	411-585	.703	2041	75.6	1061	39.3	—	—	—	—
1982-83	29	814-1882	.433	—	—	394-577	.683	2069	71.3	1126	38.8	—	—	—	—
1983-84	30	948-1917	.495	—	—	365-516	.707	2262	75.4	1101	36.7	—	—	—	—
1984-85	28	945-1966	.481	—	—	386-594	.650	2328	83.1	1144	40.9	—	—	—	—
1985-86	27	859-1751	.491	—	—	476-673	.707	2259	80.7	1085	38.8	—	—	—	—
1986-87	31	998-2020	.494	—	—	533-766	.696	2653	85.5	1198	38.6	—	—	—	—
1987-88	31	925-2027	.456	—	—	445-634	.702	2370	76.5	1140	36.8	—	—	—	—
1988-89	28	769-1694	.454	—	—	493-722	.683	2153	76.9	982	35.1	—	—	—	—
1989-90	30	843-1818	.464	—	—	527-824	.640	2353	78.4	1151	38.4	—	—	—	—
1990-91	28	809-1711	.473	141-381	.370	603-841	.717	2368	84.6	1095	39.1	—	—	—	—
1991-92	28	749-1726	.434	107-350	.306	521-818	.636	2140	76.4	1183	42.3	—	—	—	—
1992-93	27	753-1664	.453	—	—	511-738	.692	2152	79.7	1048	38.8	414	429	120	233
1993-94	27	632-1470	.430	159-438	.363	446-664	.672	1869	69.2	805	29.8	331	—	118	151
1994-95	29	732-1719	.426	145-509	.285	389-588	.662	1998	68.9	882	30.4	399	419	119	217
1995-96	33	810-1936	.418	205-666	.308	420-614	.684	2245	68.0	972	29.5	455	388	77	246
1996-97	29	654-1550	.422	179-548	.327	294-441	.667	1781	61.4	770	26.6	365	346	55	131
1997-98	33	769-1792	.429	206-617	.334	396-595	.666	2140	64.8	984	29.8	409	436	84	154
1998-99	28	699-1621	.431	183-549	.333	322-456	.706	1903	68.0	883	31.5	392	414	72	204
1999-00	34	736-1827	.403	226-642	.352	382-561	.681	2080	61.2	1122	33.0	408	519	74	226
2000-01	34	708-1795	.394	187-609	.307	347-513	.676	1950	57.4	1050	30.9	349	527	77	207
2001-02	31	655-1665	.393	170-595	.286	320-438	.731	1800	58.1	914	29.5	357	398	60	206
2002-03	33	730-1680	.435	188-543	.346	331-480	.690	1979	60.0	924	28.0	373	416	69	167
2003-04	29	648-1529	.424	164-498	.329	224-329	.681	1684	58.1	764	26.3	332	227	75	176
2004-05	32	682-1722	.396	196-613	.320	288-401	.718	1848	57.8	883	27.6	325	391	92	200
2005-06	32	769-1834	.419	226-640	.353	306-454	.674	2070	64.7	996	31.1	396	389	115	199
2006-07	35	854-1889	.452	242-694	.349	398-614	.648	2348	67.1	1096	31.3	476	499	132	223

QUICK FACTS

OUTLOOK

AGGIE BIOS

COACHES

OPPONENTS

SEASON REVIEW

RECORDS

UNIVERSITY



SINGLE-SEASON TEAM BESTS



GAMES PLAYED

Year	Games
1. 2006-07	35
2. 2000-01	34
1999-00	34
4. 2002-03	33
1997-98	33
1995-96	33
7. 2005-06	32
2004-05	32
9. 2001-02	31
1987-88	31
1986-87	31

GAMES WON

Year	Wins
1. 2000-01	28
1999-00	28
3. 2003-04	25
1997-98	25
5. 2004-05	24
2002-03	24
1959-60	24
8. 2006-07	23
2005-06	23
2001-02	23

GAMES LOST

Year	Losses
1. 1981-82	23
2. 1957-58	20
3. 1992-93	17
1990-91	17
1968-69	17
6. 1989-90	16
1988-89	16
1986-87	16
1985-86	16
1980-81	16

WINNING PERCENTAGE

Year	Percentage
1. 2003-04	.862
2. 1959-60	.828
3. 2000-01	.824
1999-00	.824
5. 1966-67	.786
6. 1974-75	.778
7. 1969-70	.759
1961-62	.759
9. 1997-98	.758
10. 2004-05	.750
1977-78	.750

TOTAL POINTS

Year	Points
1. 1969-70	2,619
2. 1987-88	2,592
3. 1986-87	2,566
4. 1963-64	2,527
5. 2006-07	2,466
6. 2000-01	2,404
7. 1999-00	2,397
8. 1997-98	2,375
9. 1984-85	2,365
10. 1995-96	2,346

POINTS PER GAME

Year	Average
1. 1969-70	90.3
2. 1967-68	87.9
3. 1963-64	87.1
4. 1979-80	86.3
5. 1970-71	86.1
6. 1964-65	85.4
7. 1974-75	84.9
8. 1972-73	84.5
9. 1984-85	84.5
10. 1987-88	83.6

TOTAL REBOUNDS

Year	Rebounds
1. 1959-60	1,618
2. 1969-70	1,566
3. 1961-62	1,511
4. 1963-64	1,445
5. 1958-59	1,381
6. 1960-61	1,354
7. 1966-67	1,343
8. 1967-68	1,333
9. 1970-71	1,324
10. 1962-63	1,323

REBOUNDS PER GAME

Year	Average
1. 1959-60	55.8
2. 1969-70	54.0
3. 1967-68	53.3
4. 1958-59	53.1
5. 1964-65	52.2
6. 1961-62	52.1
7. 1960-61	52.1
8. 1968-69	50.5
9. 1963-64	49.8
10. 1970-71	49.0

ASSISTS

Year	Assists
1. 2005-06	552
2. 2004-05	549
3. 2000-01	511
4. 2006-07	504
5. 1987-88	501
6. 1983-84	495
7. 1969-70	491
8. 1999-00	487
1990-91	487
10. 1989-90	483

ASSISTS PER GAME

Year	Average
1. 1976-77	17.4
2. 1990-91	17.4
3. 2005-06	17.3
4. 2004-05	17.2
5. 1969-70	16.9
6. 1977-78	16.7
7. 1974-75	16.7
8. 1983-84	16.5
9. 1975-76	16.5
10. 1988-89	16.3

TURNOVERS

Year	Turnovers
1. 1995-96	545
2. 1988-89	526
3. 1989-90	509
4. 1986-87	506
5. 1981-82	502
6. 1987-88	495
7. 1978-79	493
8. 2006-07	488
9. 2000-01	486
10. 1985-86	478

BLOCKS

Year	Blocks
1. 1989-90	139
2. 2000-01	132
3. 1991-92	130
4. 1999-00	126
5. 1988-89	106
6. 1990-91	104
7. 1985-86	100
8. 1986-87	99
1992-93	99
10. 1984-85	97

BLOCKS PER GAME

Year	Average
1. 1991-92	4.6
2. 1989-90	4.6
3. 2000-01	3.9
4. 1988-89	3.8
5. 1999-00	3.7
6. 1990-91	3.7
7. 1992-93	3.7
8. 1985-86	3.6
9. 1984-85	3.5
10. 1986-87	3.2

STEALS

Year	Steals
1. 1999-00	235
2. 1989-90	227
3. 1983-84	225
1991-92	225
5. 1986-87	221
6. 2006-07	220
2000-01	220
8. 1985-86	217
1990-91	217
10. 1988-89	214

STEALS PER GAME

Year	Average
1. 1991-92	8.0
2. 1992-93	7.9
3. 1990-91	7.8
4. 1985-86	7.8
5. 1988-89	7.6
6. 1989-90	7.6
7. 1983-84	7.5
8. 1979-80	7.4
9. 1982-83	7.2
10. 1986-87	7.1

FIELD GOALS MADE

Year	Field Goals
1. 1969-70	1,008
2. 1963-64	977
3. 1974-75	951
4. 1978-79	929
5. 1977-78	926
6. 1972-73	918
1976-77	918
8. 1966-67	904
9. 1987-88	902
10. 1980-81	896

FIELD GOALS ATTEMPTED

Year	Attempts
1. 1963-64	2,160
2. 1969-70	2,153
3. 1959-60	2,073
4. 1964-65	2,042
5. 1966-67	1,995
6. 1961-62	1,961
7. 1967-68	1,933
8. 1986-87	1,907
9. 1976-77	1,904
10. 1974-75	1,899

FIELD GOAL PERCENTAGE

Year	Percentage
1. 1982-83	.529
2. 2004-05	.525
3. 1983-84	.515
4. 1979-80	.514
5. 1977-78	.511
6. 1978-79	.510
7. 2003-04	.509
8. 1994-95	.504
9. 1974-75	.501
10. 1987-88	.499

THREE-POINT FG MADE

Year	Field Goals
1. 2005-06	232
2. 2006-07	206
3. 2000-01	200
4. 1999-00	194
5. 2004-05	185
6. 2003-04	168
7. 1992-93	155
8. 1986-87	150
9. 2001-02	144
10. 1998-99	143

THREE-POINT FG ATTEMPTED

Year	Attempts
1. 2005-06	579
2. 2006-07	553
3. 1999-00	536
4. 2000-01	513
5. 2004-05	473
6. 1992-93	422
7. 2003-04	419
8. 2001-02	415
9. 1998-99	409
10. 2002-03	391

THREE-POINT PERCENTAGE

Year	Percentage
1. 1997-98	.429
2. 2005-06	.401
2003-04	.401
1988-89	.401
1987-88	.401
6. 2004-05	.391
7. 2000-01	.390
8. 1986-87	.389
9. 1990-91	.374
10. 2006-07	.373

FREE THROWS MADE

Year	Free Throws
1. 1986-87	662
2. 1987-88	658
3. 1979-80	605
4. 1969-70	603
5. 1995-96	591
6. 1989-90	581
7. 1963-64	573
8. 1991-92	569
9. 1984-85	562
10. 1990-91	559

FREE THROWS ATTEMPTED

Year	Attempts
1. 1986-87	928
2. 1987-88	926
3. 1995-96	884
4. 1961-62	827
5. 1969-70	825
6. 1989-90	817
7. 1979-80	794
8. 1990-91	787
9. 1991-92	780
10. 1970-71	776

FREE THROW PERCENTAGE

Year	Percentage
1. 2006-07	.780
2. 1979-80	.762
3. 1988-89	.740
4. 1963-64	.739
5. 1972-73	.739
6. 1969-70	.731
7. 1985-86	.730
8. 1991-92	.729
9. 1984-85	.727
10. 1964-65	.727



SINGLE-GAME TEAM BESTS



POINTS	DATE	PTS.
1. vs. UNLV	1/2/85	140
2. vs. St. Peter's	12/8/69	125
3. vs. Creighton	1/14/67	124
4. vs. Southern Mississippi	2/2/74	121
5. vs. Long Beach State	2/6/86	119
6. at New Mexico	12/29/79	117
7. vs. St. Francis	12/12/70	116
vs. Evansville	12/11/67	116
9. vs. Cal State Fullerton	12/23/72	115
vs. New Mexico State	12/20/63	115

REBOUNDS	DATE	REB.
1. vs. Loyola (Calif.)	12/5/64	82
2. vs. Pepperdine	12/1/69	78
3. vs. Evansville	12/11/67	77
4. vs. St. Peter's	12/8/69	76
vs. Nevada	12/14/64	76
6. vs. Doane College	11/30/73	74
7. vs. Denver	2/22/69	73
8. at Arizona State	2/11/67	72
9. vs. St. Francis	12/12/70	71
vs. Seattle	1/13/68	71

ASSISTS	DATE	AST.
1. at Portland State	2/25/78	34
vs. Mesa State	2/10/76	34
3. vs. Lewis & Clark College	11/26/05	33
vs. Pacific	3/5/88	33
at New Mexico	12/29/79	33
6. vs. Seattle	1/16/71	32
7. vs. Chadron State	12/11/93	31
8. vs. Denver	1/29/76	30
vs. West Texas State	12/11/69	30
10. vs. North Texas	1/28/99	29
vs. Cal State Stanislaus	1/25/77	29

BLOCKS	DATE	BLK
1. vs. Pacific	1/13/01	12
2. vs. Idaho	1/27/01	11
3. at San Jose State	1/27/80	10
4. vs. Fort Lewis College	11/21/03	9
vs. Albany	12/29/00	9
vs. Pacific	3/9/00	9

STEALS	DATE	STL
1. vs. Pacific	2/6/84	19
2. vs. San Jose State	2/20/93	15
at Weber State	12/12/92	15
vs. Montana Tech	12/2/92	15

FIELD GOALS MADE	DATE	FG
1. at New Mexico	12/29/79	53
at Portland State	2/25/78	53
3. vs. Southern Mississippi	2/2/74	51
4. vs. Cal State Fullerton	12/23/72	50
5. vs. Loyola (Calif.)	12/9/66	49
6. vs. Creighton	1/14/67	48
vs. Montana State	12/1/65	48
vs. New Mexico State	12/20/63	48
9. vs. Lewis & Clark College	11/26/05	47
vs. UNLV	1/2/85	47
vs. North Texas State	12/28/75	47
vs. St. Peter's	12/8/69	47
vs. Boston College	12/30/64	47

FIELD GOALS ATTEMPTED	DATE	ATT.
1. vs. Seattle	1/13/68	104
2. at UC Irvine	2/7/81	102
3. vs. Pepperdine	12/1/69	101
vs. Utah	1/30/65	101
vs. Pacific	12/7/64	101
6. vs. Houston Baptist	2/24/73	99
vs. Arkansas	12/27/71	99
vs. Montana State	2/25/65	99
9. vs. Nevada	12/14/64	99
at Weber State	2/27/74	97
at Brigham Young	1/22/72	97
vs. Boston College	12/30/64	97
vs. Loyola (Calif.)	12/5/64	97

FIELD GOAL PERCENTAGE	DATE	M-ATT.	PCT.
1. vs. UC Davis	11/27/04	28-36	.778
2. at UC Santa Barbara	2/5/05	32-45	.711
3. vs. New Mexico State	3/2/85	41-59	.695
4. at Hawai'i-Hilo	11/26/95	43-62	.694
5. vs. Southern Oregon	11/22/97	44-65	.677
6. at New Mexico State	2/6/71	33-49	.673
7. vs. Cal State Fullerton	2/11/95	37-55	.673
vs. Montana	2/27/78	37-55	.673
9. vs. Redlands	1/5/80	41-61	.672
10. vs. Lewis & Clark College	11/25/05	47-70	.671

THREE-POINT FGS MADE	DATE	FG
1. at New Mexico State	2/2/06	20
2. vs. Utah Valley	1/10/07	13
at Fresno State	1/7/06	13
vs. Cal State Fullerton	2/21/04	13
at Cal State Fullerton	2/4/99	13
at Brigham Young	11/24/90	13
7. vs. New Mexico State	2/11/06	12
at Boise State	2/24/01	12
at UNLV	1/9/91	12
10. vs. Centenary	11/17/06	11
at Idaho	2/15/06	11
vs. UC Santa Barbara	1/6/05	11
vs. UC Irvine	2/11/99	11
at UC Irvine	3/2/91	11
vs. Pacific	3/5/88	11
vs. San Jose State	1/30/88	11

THREE-POINT FG ATTEMPTS	DATE	ATT.
1. at New Mexico State	2/2/06	34
2. at Fresno State	1/7/06	33
3. vs. Brigham Young	1/8/00	27
4. at Boise State	2/24/01	26
vs. Nevada	3/6/93	26
6. vs. New Mexico State	2/11/06	25
7. at Idaho	2/15/06	24
vs. UC Santa Barbara	1/16/99	24
9. vs. Fresno State	3/3/07	23
vs. Utah Valley	1/10/07	23
at Fresno State	1/6/07	23
vs. Centenary	11/17/06	23
at Cal State Fullerton	2/4/99	23
at Northern Arizona	11/30/99	23
at New Mexico State	2/27/97	23
vs. Cal Poly	2/21/95	23
vs. New Mexico State	2/13/95	23
at Brigham Young	11/24/90	23
vs. San Jose State	2/14/87	23

THREE-PT. FG PCT. (MIN. 5 MADE)	DATE	M-ATT.	PCT.
1. at San Jose State	2/10/90	7-8	.875
2. at Hawai'i-Hilo	12/1/02	5-6	.833
3. at Weber State	12/1/84	5-6	.833
4. vs. San Jose State	1/30/88	11-14	.786
5. vs. South Florida	11/18/00	10-13	.769
at Fresno State	1/4/88	10-13	.769
7. at UNLV	1/9/91	12-16	.750
at UC Irvine	1/27/05	9-12	.750
9. at Minnesota	11/17/97	8-11	.727
10. vs. Cal State Fullerton	2/21/04	13-18	.722

QUICK FACTS

OUTLOOK

AGGIE BIOS

COACHES

OPPONENTS

SEASON REVIEW

RECORDS

UNIVERSITY



SINGLE-GAME TEAM BESTS



17 NCAA TOURNAMENT APPEARANCES • 10 NIT APPEARANCES • 7 REGULAR SEASON CHAMPIONSHIPS • 6 TOURNAMENT CHAMPIONSHIPS • 1 GOAL - WIN

FREE THROWS MADE		DATE	FT
1.	vs. Cal State Fullerton	1/22/87	44
2.	vs. UC Irvine	2/7/87	43
	vs. San Jose State	1/24/80	43
4.	vs. Nevada-Las Vegas	1/2/85	40
	vs. Cal State Northridge	11/26/84	40
	vs. Utah	12/23/81	40
7.	vs. Utah	1/17/70	38
8.	vs. Long Beach State	3/9/96	37
	vs. Brigham Young	2/1/68	37
10.	at Weber State	12/19/96	36
	vs. Pacific	1/30/82	36

FREE THROWS ATTEMPTED		DATE	ATT.
1.	vs. San Jose State	1/24/80	59
2.	vs. Nevada-Las Vegas	1/2/85	57
3.	vs. Cal State Fullerton	1/22/87	55
4.	vs. Long Beach State	2/23/91	52
	vs. UC Irvine	2/7/87	52
	vs. Cal State Northridge	11/26/84	52
7.	vs. Brigham Young	2/1/68	51
8.	at Weber State	12/19/96	50
9.	vs. Pacific	1/3/94	49
	vs. Grambling State	12/5/86	49
	vs. Utah	1/17/70	49

FT PERCENTAGE (MIN. 10 MADE)		DATE	M-ATT.	PCT.
1.	vs. Idaho	2/23/02	17-17	1.000
	at Fresno State	1/6/07	12-12	1.000
	at New Orleans	2/21/75	12-12	1.000
4.	vs. Cal State Fullerton	1/9/85	25-26	.961
5.	vs. UC Irvine	2/13/03	6-17	.941
6.	at Utah	1/7/65	16-17	.941
7.	at Idaho	3/5/04	15-16	.938
	vs. Fort Lewis College	11/21/03	15-16	.938
	at New Mexico State	2/4/88	15-16	.938
	at Utah	12/23/77	15-16	.938

FOULS		DATE	PF
1.	vs. Wyoming	12/13/68	42
2.	vs. Brigham Young	12/18/92	33
	at Cal State Fullerton	1/3/91	33
	vs. Utah	12/15/88	33
	at Portland State	1/10/81	33
6.	at Brigham Young	12/17/88	32
	vs. Loyola (Calif.)	12/5/64	32
8.	at UC Irvine	3/2/91	31
	vs. Long Beach State	2/23/91	31
	at UC Santa Barbara	1/4/90	31
	Seton Hall (at Lexington, Ky.)	12/18/81	31
	at UC Irvine	2/7/81	31
	at Denver	1/25/75	31
	vs. West Texas State	12/2/70	31

TURNOVERS		DATE	TO
1.	vs. Utah	1/17/74	33
2.	at Fresno State	2/28/81	32
3.	at New Mexico State	2/18/95	31
4.	at Long Beach State	1/8/94	29
	vs. Indiana State	11/25/72	29
	at Evansville	1/1/72	29
	vs. Wyoming	12/13/68	29
	vs. San Jose State	12/19/67	29
9.	at Nevada-Las Vegas	1/10/87	28
	at Nevada-Las Vegas	1/2/86	28
	at Wichita State	12/23/66	28

SINGLE-GAME OPPONENT TEAM RECORDS

POINTS		DATE	PTS.
OPPONENT			
1.	vs. Nevada-Las Vegas	1/2/85	142
2.	at Utah	2/12/66	127
3.	vs. Nevada-Las Vegas	1/28/91	126
4.	at Nevada-Las Vegas	1/9/91	124
	at Nevada-Las Vegas	2/1/90	124
6.	at Wichita State	12/23/66	123
7.	at Brigham Young	12/19/87	121
8.	vs. Boston College	12/30/64	120
9.	at UC Irvine	1/8/87	118
	vs. Brigham Young	2/1/68	118

REBOUNDS		DATE	REB.
OPPONENT			
1.	at Brigham Young	1/6/68	77
2.	vs. Seattle	2/17/66	73
	at Utah	2/28/59	73
4.	at Washington	12/13/69	70
	at Notre Dame	2/15/69	70
6.	at Minnesota	12/19/64	69
7.	at Utah	2/3/68	68
	at Denver	1/18/68	68
9.	vs. San Jose State	12/19/67	67
10.	at New Mexico State	2/26/72	65

ASSISTS		DATE	AST.
OPPONENT			
1.	at Nevada-Las Vegas	2/1/90	37
2.	at Fresno State	2/14/91	32
	at Nevada-Las Vegas	1/10/89	32
4.	at Brigham Young	12/6/78	30
5.	vs. Nevada-Las Vegas	1/28/91	29
	at Nevada-Las Vegas	2/19/83	29
	vs. Utah	11/28/81	29
	at Brigham Young	12/27/80	29
9.	at Nevada-Las Vegas	1/9/91	28
	at Brigham Young	12/19/87	28
	at Louisiana State	12/28/84	28

BLOCKS		DATE	BLK.
OPPONENT			
1.	at Hawai'i	1/29/07	10
	at Fresno State	1/6/07	10
	vs. Simon Fraser	11/18/94	10
	at Brigham Young	12/27/80	10

STEALS		DATE	STL.
OPPONENT			
1.	at Cal State Fullerton	1/21/89	21
2.	at New Mexico State	2/18/95	18
	vs. New Mexico State	2/13/95	18
4.	at Cal State Northridge	2/12/04	16
	at Cal State Northridge	3/2/02	16
	at Long Beach State	1/8/94	16
	at Rutgers	1/19/93	16
	at Nevada-Las Vegas	1/9/91	16
	vs. Cal State Northridge	12/2/89	16



SINGLE-GAME HIGHS / OVERTIMES



USU'S 100-POINT GAMES (94)

1959-60	W 103-72	at New Mexico
1960-61	W 110-88	LOS ANGELES STATE
1960-61	W 108-78	NEW MEXICO
1961-62	W 105-91	LOYOLA (CALIF.)
1962-63	W 101-57	SAN DIEGO STATE
1962-63	W 102-87	MICHIGAN STATE
12/2/63	W 102-71	FRESNO STATE
12/20/63	W 115-75	NEW MEXICO STATE
1/25/64	W 105-90	BRIGHAM YOUNG
2/24/64	W 103-81	MONTANA
2/29/64	W 125-100	at American
12/1/64	W 107-60	IDAHO STATE
12/14/64	W 101-80	NEVADA
12/30/64	L 118-120	vs. Boston College
1/30/65	L 104-111	UTAH
12/1/65	W 102-68	MONTANA STATE
1/27/66	W 109-97	LASALLE
12/9/66	W 112-66	LOYOLA (CALIF.)
12/23/66	L 106-123	at Wichita State
12/27/66	W 107-88	at Xavier
1/14/67	W 124-66	CREIGHTON
1/16/67	W 103-91	SEATTLE
1/26/67	W 106-64	HAWAII
2/4/67	W 113-88	BRIGHAM YOUNG
12/11/67	W 116-88	EVANSVILLE
12/16/67	W 102-83	WICHITA STATE
12/19/67	W 110-93	SAN JOSE STATE
1/13/68	W 110-93	SEATTLE
2/1/68	L 103-118	BRIGHAM YOUNG
1/16/69	W 102-87	DENVER
12/1/69	W 113-82	PEPPERDINE
12/8/69	W 125-108	ST. PETER'S
12/11/69	W 112-87	WEST TEXAS STATE
1/10/70	W 105-86	SEATTLE
1/17/70	W 106-98	UTAH
2/3/70	W 111-68	at Portland
2/14/70	W 104-77	DENVER
2/16/70	W 112-102	ARIZONA STATE
12/12/70	W 116-84	ST. FRANCIS
1/16/71	W 104-81	SEATTLE
1/21/71	W 102-92	at Utah
2/8/71	W 103-81	at Tulane
12/1/71	W 100-71	AUGUSTANA
12/9/71	W 100-82	WEST TEXAS STATE
2/21/72	W 100-76	MONTANA STATE
12/23/72	W 115-60	CS FULLERTON
12/29/72	W 104-83	LOUISIANA STATE
12/30/72	W 102-82	PACIFIC
2/5/73	W 108-82	SEATTLE
12/15/73	W 102-93	vs. DePaul
2/2/74	W 121-84	SO. MISSISSIPPI
2/9/74	W 105-86	TULANE
1/13/75	W 102-87	BOISE STATE
1/25/75	W 114-89	at Denver
12/28/75	W 105-87	vs. North Texas
1/29/76	W 100-90	DENVER
1/4/77	W 110-89	CS BAKERSFIELD
1/29/77	W 103-84	STANFORD
1/14/78	W 102-66	JAMES MADISON
2/25/78	W 113-87	at Portland State
12/10/79	W 113-95	NEVADA
12/29/79	W 117-83	at New Mexico
1/5/80	W 101-59	REDLANDS
1/19/80	W 100-92	at Long Beach State
1/8/81	W 107-63	E. CENTRAL OKLAHOMA
1/17/81	W 106-89	PACIFIC
2/7/81	L 110-117	at UC Irvine
2/14/81	W 105-91	LONG BEACH STATE
11/27/82	W 100-63	CS NORTHRIDGE
11/26/84	W 100-77	CS NORTHRIDGE
12/14/84	W 104-83	WEBER STATE
1/2/85	L 140-142	UNLV
3/2/85	W 105-95	NEW MEXICO STATE
2/6/86	W 119-95	LONG BEACH STATE
12/5/86	W 100-80	GRAMBLING STATE
2/7/87	W 106-103	UC IRVINE
12/19/87	L 112-121	at Brigham Young
12/22/87	W 107-93	at Weber State
1/30/88	W 114-85	SAN JOSE STATE
2/13/88	W 102-83	UC IRVINE
3/5/88	W 102-73	PACIFIC
12/3/88	W 106-93	WEBER STATE
1/16/89	W 104-71	UC IRVINE
1/2/91	W 111-88	UC IRVINE
3/2/91	L 107-109	at UC Irvine
12/14/91	W 109-97	vs. Oral Roberts

12/11/93	W 109-71	CHADRON STATE
2/11/95	W 103-71	CS FULLERTON
2/13/95	L 100-104	NEW MEXICO STATE
2/21/95	W 106-53	CAL POLY
11/26/95	W 103-86	at Hawai'i-Hilo
11/22/97	W 111-61	SOUTHERN OREGON
12/20/97	W 100-84	LONG ISLAND
2/28/98	W 102-76	NORTH TEXAS
1/25/05	W 102-65	LEWIS & CLARK COLLEGE

Overall: 86-9
Home: 71-4
Away: 12-4
Neutral: 3-1

OPPONENTS' 100-POINT GAMES (62)

1955-56	L 80-110	DENVER
1956-57	L 83-100	MONTANA STATE
2/29/64	W 125-100	at American
12/30/64	L 118-120	vs. Boston College
1/30/65	L 104-111	UTAH
1/22/66	L 81-115	at Brigham Young
2/12/66	L 88-127	at Utah
2/26/66	L 81-100	at Denver
12/23/66	L 106-123	at Wichita State
12/9/67	L 90-102	UTAH
1/6/68	L 98-104	at Brigham Young
1/18/68	L 80-100	at Denver
2/1/68	L 103-118	BRIGHAM YOUNG
2/3/68	L 92-106	at Utah
11/30/68	L 88-113	at Wyoming
1/9/69	L 89-107	at Utah
1/18/69	L 91-108	at Arizona State
1/25/69	L 82-113	at Brigham Young
2/15/69	L 82-108	at Notre Dame
12/8/69	W 125-108	ST. PETER'S
2/16/70	W 112-102	ARIZONA STATE
2/28/70	L 92-104	at New Mexico State
3/14/70	L 79-101	vs UCLA
12/19/70	L 83-111	at Brigham Young
1/22/72	L 82-101	at Brigham Young
2/5/72	L 92-102	NEW MEXICO STATE
2/26/72	L 88-108	at New Mexico State
1/1/76	L 78-102	at Utah
1/25/79	L 85-101	at San Jose State
12/27/80	L 89-104	at Brigham Young
2/7/81	L 110-117	at UC Irvine
2/12/81	L 99-101	UC IRVINE
2/26/81	L 91-101	at Pacific
1/28/82	L 78-100	at Pacific
2/20/82	L 72-104	at UC Irvine
2/19/83	L 78-111	at UNLV
12/28/84	L 84-103	at Louisiana State
1/2/85	L 140-142	UNLV
1/21/85	L 89-101	at Pacific
2/2/85	L 83-101	at UNLV
12/7/85	L 64-115	at Illinois
12/14/85	L 76-108	at Weber State
1/2/86	L 94-100	at UNLV
12/3/86	L 86-100	at Brigham Young
1/8/87	L 96-118	at UC Irvine
1/10/87	L 94-117	at UNLV
2/5/87	L 78-113	UNLV
2/7/87	W 106-103	UC IRVINE
12/19/87	L 112-121	at Brigham Young
1/19/89	L 80-102	at UNLV
12/8/89	L 90-104	vs. Colorado
2/1/90	L 90-124	at UNLV
2/22/90	L 84-103	at New Mexico State
1/9/91	L 93-124	at UNLV
1/28/91	L 83-126	UNLV
2/14/91	L 86-107	at Fresno State
2/16/91	L 92-100	at Pacific
3/2/91	L 107-109	at UC Irvine
2/6/92	L 99-111	at CS Fullerton
1/19/93	L 93-113	at Rutgers
3/12/93	L 86-104	vs. UNLV
2/13/95	L 100-104	NEW MEXICO STATE

Overall: 4-58
Home: 3-11
Away: 1-43
Neutral: 0-4

OVERTIME GAMES (87)

3/12/60	W 73-72	vs. Villanova
12/14/64	L 91-96	at Creighton (2 OT)
2/7/64	W 77-73	at Montana State
2/15/64	W 85-84	at Colorado State
12/30/64	L 118-120	vs. Boston College
2/20/67	L 75-79	TEXAS WESTERN (2 OT)
1/17/70	W 106-98	UTAH
1/24/70	W 68-63	at California
12/27/71	W 95-94	ARKANSAS
1/27/72	W 87-84	at Portland
11/25/72	W 97-96	INDIANA STATE
1/4/73	W 91-87	at Southern Miss
2/27/74	L 87-89	at Weber State (2 OT)
3/5/75	W 72-70	at Weber State
2/19/76	W 94-93	at Denver
12/4/76	W 95-93	BRIGHAM YOUNG
2/19/77	L 78-88	at UC Santa Barbara
12/10/77	L 79-84	at Weber State
1/5/78	L 76-83	UTAH
1/7/78	L 84-85	at BRIGHAM YOUNG (2 OT)
11/28/78	L 81-84	at Utah
1/11/79	L 82-86	at Pacific (2 OT)
2/15/79	L 88-92	at Long Beach State
11/30/79	W 91-84	WEBER STATE
1/19/80	W 100-92	at Long Beach State
1/24/80	W 95-92	SAN JOSE STATE
2/7/80	W 87-83	at UC Irvine
2/7/81	L 110-117	at UC Irvine (2 OT)
1/6/83	L 77-89	UNLV
2/24/83	W 94-91	at UC Santa Barbara
1/19/84	L 94-95	at New Mexico State
12/11/84	W 92-91	BRIGHAM YOUNG
1/2/85	L 140-142	UNLV (3 OT)
2/23/85	L 76-83	at San Jose State (2 OT)
11/23/85	W 87-84	at Utah
1/2/86	L 94-100	at UNLV (2 OT)
1/9/86	W 82-76	CS FULLERTON
2/27/86	L 92-98	at Long Beach State
12/22/86	W 93-88	vs. Fordham
1/15/87	L 91-94	LONG BEACH STATE
1/22/87	W 96-95	CS FULLERTON
2/14/87	W 91-86	SAN JOSE STATE
12/5/87	W 76-70	UTAH (2 OT)
12/19/87	L 112-121	at Brigham Young
3/2/89	W 95-94	at UC Irvine
1/6/90	W 83-82	CS FULLERTON
1/18/90	W 72-70	at Pacific
2/16/91	L 92-100	at Pacific
12/10/91	W 74-72	at Utah
1/30/92	L 80-85	UNLV
2/6/92	L 99-111	at CS Fullerton
2/19/92	W 85-78	NEW MEXICO STATE
1/26/93	L 79-80	at San Jose State
2/13/93	W 77-75	at UC Santa Barbara
12/29/93	L 69-73	vs. Wyoming
2/3/94	W 82-81	UNLV
2/10/94	W 79-77	at UC Irvine
2/17/94	W 80-76	LONG BEACH STATE
2/26/94	W 84-79	at Pacific
2/13/95	L 100-104	NEW MEXICO STATE (2 OT)
3/16/95	L 87-93	ILLINOIS STATE
11/24/95	L 61-63	vs. Wichita State (2 OT)
12/16/95	L 79-81	vs. Weber State
1/8/96	W 75-71	at Nevada
1/13/96	W 73-71	PACIFIC (2 OT)
1/15/96	W 60-58	SAN JOSE STATE
3/10/96	L 75-76	vs. San Jose State
1/9/97	W 73-60	at Boise State
2/6/97	L 71-77	at Pacific
1/15/98	W 91-88	at Cal Poly
1/17/98	W 69-66	at UC Santa Barbara
2/26/98	W 84-82	NEW MEXICO STATE
1/16/99	L 65-66	UC SANTA BARBARA
12/29/99	W 68-65	SAN DIEGO
11/19/00	L 76-80	vs. Austin Peay
2/24/01	L 77-78	at Boise State
3/15/01	W 77-68	vs. Ohio State
12/1/01	W 90-81	BRIGHAM YOUNG
1/15/03	L 73-75	at UC Irvine
3/13/03	W 89-83	vs. CS Fullerton
2/19/04	W 77-72	UC RIVERSIDE
1/13/05	L 66-73	at Pacific (2 OT)
11/19/05	W 72-67	at Oral Roberts
1/07/06	L 96-99	at Fresno State (2OT)
3/11/06	L 63-70	at Nevada
12/23/06	L 75-77	at Santa Clara
3/1/07	W 79-77	NEVADA

Overall: 48-39
Home: 21-9
Away: 22-24
Neutral: 4-6
Multiple OT: 2-13

QUICK FACTS

OUTLOOK

AGGIE BIOS

COACHES

OPPONENTS

SEASON REVIEW

RECORDS

UNIVERSITY



ALL-TIME HONORS



NATIONAL HONORS

ASSOCIATED PRESS ALL-AMERICANS

1965 Wayne Estes (first team)
2007 Jaycee Carroll (honorable mention)

BASKETBALL NEWS ALL-AMERICANS

2002 Tony Brown (honoable mention)

CONVERSE ALL-AMERICANS

1965 Wayne Estes

HELMS ATHLETIC FOUNDATION ALL-AMERICANS

1951 Bert Cook
1960 Cornell Green
Max Perry
1961 Cornell Green
1964 Wayne Estes
1965 Wayne Ester
1967 Shaler Halimon
1969 Marvin Roberts
1970 Marvin Roberts

NAISMITH MEMORIAL BASKETBALL HALL OF FAME

1964 Ladell Andersen
1967 Wayne Estes

ACADEMIC ALL-AMERICANS

1964 Gary Watts
1980 Dean Hunger
1982 Larry Bergeson
1996 Eric Franson

NCAA POSTGRADUATE SCHOLARSHIP

1996 Eric Franson

ALL-CONFERENCE HONORS

BIG WEST DOUBLE-DECADE TEAM

Greg Grant (2nd)

BIG WEST PLAYER OF THE YEAR

1980 Dean Hunger
1986 Greg Grant
1995 Eric Franson

BIG WEST FRESHMAN OF THE YEAR

1983 Greg Grant
1989 Kendall Youngblood
1991 Bryon Ruffner
2005 Jaycee Carroll

BIG WEST COACH OF THE YEAR

1980 Rod Tueller (co-winner)
1995 Larry Eustachy
1998 Larry Eustachy
2000 Stew Morrill
2002 Stew Morrill

BIG WEST DEFENSIVE PLAYER OF THE YEAR

2001 Shawn Daniels

BIG WEST HUSTLE PLAYER OF THE YEAR

2003 Spencer Nelson
2004 Spencer Nelson
2005 Spencer Nelson

BIG WEST SIXTH MAN OF THE YEAR

2004 Nate Harris

ALL-BIG WEST (1979-2005)

1979 Dean Hunger (1st)
Brian Jackson (2nd)
Keith McDonald (2nd)
1980 Dean Hunger (1st)
Brian Jackson (2nd)
Rich McElrath (2nd)
1981 Brian Jackson (1st)
1983 Greg Grant (2nd)
1984 Greg Grant (2nd)
1985 Greg Grant (1st)
Vince Washington (2nd)
1986 Greg Grant (1st)
1987 Kevin Nixon (2nd)
1988 Kevin Nixon (1st)
Dan Conway (2nd)
1989 Reid Newey (1st)
1990 Kendall Youngblood (2nd)
1991 Kendall Youngblood (2nd)
1992 Kendall Youngblood (1st)
1993 Jay Goodman (2nd)
1994 Eric Franson (2nd)

1995 Eric Franson (1st)
Corwin Woodward (2nd)
Roddie Anderson (2nd)
1996 Eric Franson (1st)
Silas Mills (2nd)
1997 Marcus Saxon (1st)
Maurice Spillers (2nd)
1998 Marcus Saxon (1st)
Kevin Rice (2nd)
1999 Donnie Johnson (2nd)
2000 Shawn Daniels (1st)
Troy Rolle (1st)
2001 Shawn Daniels (1st)
Bernard Rock (1st)
Tony Brown (2nd)
2002 Tony Brown (1st)
Desmond Penigar (1st)
2003 Desmond Penigar (1st)
2004 Mark Brown (1st)
Cardell Butler (1st)
Nate Harris (1st)
Spencer Nelson (2nd)
2005 Nate Harris (1st)
Spencer Nelson (1st)
Jaycee Carroll (2nd)

BIG WEST ALL-TOURNAMENT

1979 Keith McDonald
Dean Hunger
1981 Brian Jackson
1988 Dan Conway
Kevin Nixon
1996 Justin Jones
Silas Mills
Antwan Smith
1997 Marcus Saxon
1998 Marcus Saxon (MVP)
Kevin Rice
Donnie Johnson
2000 Shawn Daniels (co-MVP)
Troy Rolle (co-MVP)
2001 Bernard Rock (MVP)
Shawn Daniels
Curtis Bobb
2002 Tony Brown
Desmond Penigar
2003 Desmond Penigar (MVP)
Mark Brown
Cardell Butler
2005 Jaycee Carroll (MVP)
Nate Harris
Spencer Nelson

BIG WEST ALL-FRESHMAN TEAM

1983 Greg Grant
1984 Reid Newey
1986 Gilbert Pete
1989 Kendall Youngblood
1991 Bryon Ruffner
Eric Franson
1992 Nate Wickizer
1993 John Wickizer
1994 Jarobi Kemp
1999 Tony Brown
2003 Nate Harris
2005 Jaycee Carroll

BIG WEST PLAYER OF THE WEEK

1979 Dean Hunger
1980 Rich McElrath
Dean Hunger
Brian Jackson
1981 Brian Jackson
1982 Leo Cunningham
1983 Greg Grant
1984 Greg Grant (2)
1985 Vince Washington
Greg Grant
1986 Greg Grant (2)
1988 Jeff Anderson
Kevin Nixon
Dan Conway
1989 Dan Conway
1990 Darrel White
1991 Kendall Youngblood (2)
Jay Goodman
1992 Kendall Youngblood (2)
1993 Rod Hay
Jay Goodman
1994 Nate Wickizer
1995 Eric Franson (3)
Corwin Woodward
1997 Maurice Spillers

1998 Donnie Johnson
1999 Troy Rolle
Donnie Johnson
2000 Shawn Daniels
Tony Brown
2001 Tony Brown
Shawn Daniels
Curtis Bobb
2002 Desmond Penigar (3)
Tony Brown
2003 Mark Brown
Spencer Nelson
Desmond Penigar
2004 Nate Harris (3)
Mark Brown
Spencer Nelson
2005 Nate Harris
Spencer Nelson (3)

ALL-WAC (2006-PRESENT)

2006 Nate Harris (1st)
Jaycee Carroll (2nd)
2007 Jaycee Carroll (1st)

WAC ALL-TOURNAMENT

2006 Nate Harris
2007 Jaycee Carroll
Chaz Spicer

WAC PLAYER OF THE WEEK

2006 Jaycee Carroll
Nate Harris
2007 Jaycee Carroll (2)

NCAA STATISTICAL CHAMPION

MOST IMPROVED

1983 +15

REBOUND MARGIN

1994 +8.6

1997 +10.8

FIELD GOAL PERCENTAGE

2005 52.5

NATIONAL RANKINGS

FINAL AP POLLS

1960 8th
1962 18th
1970 16th

FINAL COACHES' POLLS

1960 7th
1962 19th
1964 15th
1967 14th
1970 17th
1975 13th
1978 17th

WEEK-BY-WEEK AP POLL

1960

Jan. 5 - 17th
Jan. 12 - 12th
Jan. 19 - 9th
Jan. 26 - 9th
Feb. 2 - 9th
Feb. 9 - 7th
Feb. 16 - 7th
Feb. 23 - 8th
Mar. 1 - 8th
Mar. 8 - 10th
Final - 8th

1961

Dec. 13 - 14th

1962

Final - 18th

1970

Feb. 24 - 20th
Mar. 3 - 18th
Mar. 10 - 16th
Final - 16th

1971

Pre - 12th
Dec. 8 - 16th
Dec. 15 - 15th
Dec. 22 - Not Ranked
Dec. 29 - 19th
Jan. 5 - 15th
Jan. 12 - 17th
Jan. 19 - 12th
Jan. 26 - 9th
Feb. 2 - 13th
Feb. 9 - 19th
Feb. 16 - 15th
Feb. 23 - 16th
Mar. 2 - 20th
Mar. 9 - 16th
Final - Not Ranked

2004

Feb. 2 - 24th
Feb. 9 - 19th
Feb. 16 - Not Ranked
Feb. 23 - 24th
Mar. 1 - 23rd
Mar. 8 - 22nd
Mar. 15 - f-25th
Final - Not Ranked



ALL-TIME HONORS



BIG WEST STATISTICAL CHAMPION

TEAM

Scoring Offense

1979	78.1
1980	86.3
1985	84.6

Scoring Defense

1994	69.2
1995	68.9
2000	61.2
2001	57.6
2002	58.1
2003	60.0
2004	58.1
2005	57.8

Scoring Margin

1995	9.8
2001	13.1
2002	8.9
2003	6.6
2004	11.2
2005	14.6

Field Goal Percentage

1979	.510
1983	.502
1988	.499
1989	.486
1995	.504
1996	.472
2001	.485
2003	.463
2004	.509
2005	.525

Three-Point Field Goal Percentage

1998	.429
2004	.401
2005	.391

Free Throw Percentage

1980	.762
1989	.737
1990	.712
1993	.711
1994	.702

Rebounding

1981	38.0
1982	36.9
1992	39.8
1995	40.9
1996	39.5
1997	37.4
1998	35.6

INDIVIDUAL

Scoring

1986	Greg Grant	22.6
1995	Eric Franson	18.4

Rebounds

1997	Maurice Spillers	8.3
2003	Spencer Nelson	7.4

Assists

1980	Rich McElrath	6.4
2004	Mark Brown	4.9

Blocked Shots

1987	Gilbert Pete	1.8
2001	Shawn Daniels	1.7

Steals

1986	Greg Grant	2.4
1993	Jay Goodman	3.8

Field Goal Percentage

1980	Dean Hunger	.606
2004	Nate Harris	.677
2005	Nate Harris	.652

Three-Point Field Goal Percentage

1996	Justin Jones	.467
1998	Justin Jones	.496
2004	Mark Brown	.439
2005	Jaycee Carroll	.476

Three-Point Field Goals Made

1989	Reid Newey	3.5
------	------------	-----

Free Throw Percentage

1980	Rich McElrath	.848
1984	Vince Washington	.841
1985	Vince Washington	.856
1991	Bryon Ruffner	.837
1992	Jay Goodman	.891
1993	Jay Goodman	.854
1994	Jarobi Kemp	.835

WAC STATISTICAL CHAMPION

TEAM

Field Goal Percentage

2006	.498
------	------

Three-Point Field Goal Percentage

2006	.401
------	------

Free Throw Percentage

2006	.722
2007	.780

Assists

2006	17.25
------	-------

INDIVIDUAL

Scoring

2007	Jaycee Carroll	21.3
------	----------------	------

Free Throw Shooting

2007	Jaycee Carroll	.888
------	----------------	------

Three-Point Field Goal Percentage

2007	Jaycee Carroll	.432
------	----------------	------

Assist-to-Turnover Ratio

2007	Kris Clark	2.21
------	------------	------

AGGIES IN THE NBA

Bert Cook

New York, 1955
37 games, 3.2 ppg., 1.9 rpg.

Patrick Dunn

Philadelphia, 1958
28 games, 2.5 ppg., 1.1 rpg.

Shaler Halimon

Philadelphia, 1969
Chicago, 1970-71
Atlanta, 1972
Dallas, 1973
170 games, 6.7 ppg., 3.4 rpg.

Ariel Maughan

Detroit, 1947
Providence, 1948
St. Louis, 1948-50
Washington, 1951
259 games, 7.9 ppg., 4.0 rpg.

Marvin Roberts

Los Angeles, 1977
28 games, 2.1 ppg., 0.9 rpg.

Nathaniel Williams

Cincinnati, 1972
Kansas City-Omaha, 1973-75
New Orleans, 1976-78
Golden State, 1978-79
642 games, 12.0 ppg., 3.8 rpg.

Desmond Penigar

Orlando, 2004
10 games, 3.2 ppg., 2.4 rpg.

AGGIES IN THE ABA

Lawrence Bunce

Anaheim, 1968
Denver, Dallas, 1969
129 games, 8.9 ppg., 6.4 rpg.

Hal Hale

Houston, 1968
72 games, 5.0 ppg., 2.9 rpg.

Marvin Roberts

Denver, 1972-74
Kentucky, 1975-76
374 games, 8.8 ppg., 4.1 rpg.

AGGIES IN THE NBA DRAFT

(Round if available)

1952

Bert Cook, New York

1953

Darrell Tucker, Milwaukee
Bill Hull, Syracuse

1954

Bill Hull, Rochester

1956

Pat Dunn, New York

1960

Jerry Schofield, New York (16)

1962

Cornell Green, Chicago (5)

1964

Troy Collier, Los Angeles (6)

1965

Leroy Walker, St. Louis (9)

1967

Larry Bunce, Seattle (4)

1968

Jimmy Smith, Seattle (9)

1971

Marvin Roberts, Detroit (3)
Nate Williams, Cincinnati (hardship)

1975

Jim Moore, Seattle (4)

Rich Haws, Seattle (9)

1976

Ed Gregg, Los Angeles (8)

1978

Mike Santos, Buffalo (3)

1979

Keith McDonald, Utah (8)

1980

Dean Hunger, Houston (4)

1981

Brian Jackson, Portland (2)

1982

Leo Cunningham, Portland (6)

1986

Greg Grant, Detroit (6)

QUICK FACTS

OUTLOOK

AGGIE BIOS

COACHES

OPPONENTS

SEASON REVIEW

RECORDS

UNIVERSITY

UTAH STATE ALL-CENTURY TEAM

Utah State's All-Century Basketball Team was announced during the 2004-05 season and has players from six different decades listed.

Wayne Estes (1963-65) - First-team Associated Press All-American (1965)... Second-leading scorer in school history with 2,001 points and the fourth-leading rebounder (893)... Holds school records for career points per game (26.7), free throws made in a career (469), consecutive 10-point games (64), points in a season (821), points per game in a season (33.7), points in a game (52) and rebounds in a game (28).

Tony Brown (1999-2002) - Basketball News honorable mention All-American (2002)... First-team all-Big West (2002)... Second-team all-Big West (2001)... Big West Tournament team (2002)... Big West all-Freshman team (1999)... Eighth leading scorer in USU history with 1,564 points.

Bert Cook (1950-52) - Drafted by New York in 1952... Scored 1,133 career points to rank 24th in USU history... Was USU's leading scorer in the 1950s.

Eric Franson (1991, 94-96) - Academic All-American (1996)... Big West Player of the Year (1995)... Two-time first-team all-Big West (1995, 96)... Second-team all-Big West (1994)... Big West all-Freshman team (1991)... Led the Big West in scoring in 1995 (18.4)... Ranks ninth on the USU career scoring list with 1,545 points.

Greg Grant (1983-86) - Big West Player of the Year (1986)... Big West Freshman of the Year (1983)... Two-time first-team all-Big West (1985, 86)... Two-time second-team all-Big West (1983, 84)... Big West all-Freshman Team (1983)... Led the Big West in scoring (22.6) and steals (2.4) in 1986... USU's all-time scoring leader (2,127 points) and steals leader (226), while ranking second in rebounds (1,003).

Cornell Green (1960-62) - Two-time All-American (1960, 61)... USU career rebounding leader (1,067)... Fourth-leading scorer in Aggie history with 1,890 points... His 745 points in 1962 marked the third-best scoring season in school history.

Shaler Halimon (1967-68) - The 16th leading scorer in USU history with 1,284 points in just two years... His 25.2 career scoring average is second in school history... His 47 points in a game ranked third in school history.

Dean Hunger (1977, 79-80) - Academic All-American (1980)... Big West Player of the Year (1980)... Two-time all-Big West first-team (1979, 80)... Big West all-tournament team (1979)... Two-time Big West Player of the Week... Ranks 12th on the USU career scoring list with 1,472 points and 15th on the rebounding list with 649.

Brian Jackson (1979-81) - First-team all-Big West (1981)... Two-time second-team all-Big West (1979, 80)... Big West all-tournament team (1981)... Third leading scorer in school history with 1,903 points.

Bob Lauriski (1971-73) - Scored 1,266 points to rank 18th on the USU career scoring list... Ranks 10th on the school rebounding list with 720.

Jimmy Moore (1973-75) - The 23rd ranked scorer in USU history with 1,164 points... Is also 14th on the school's all-time rebounding chart with 652... Recorded 30 consecutive double-figure scoring games... Had 29 double-doubles in his career.


Spencer Nelson (1999, 2003-2005) - First-team all-Big West (2005)... Three-time Big West Hustle Player of the Year (2003, 04, 05)... Second-team all-Big West (2004)... Ranks seventh all-time at USU in rebounding (800) and 17th in scoring (1,283).

Marvin Roberts (1969-71) - The fifth-leading scorer in USU history with 1,844 points... Ranks third on the USU rebounding chart with 997... His 12.8 career rebounding average is a school record... Is the USU leader in double-doubles (54), double-figure rebound games (55).

Marcus Saxon (1997-98) - Two-time first-team all-Big West (1997, 98)... Big West Tournament MVP (1998)... Two-time Big West Tournament team (1997, 98).

Nate Williams (1970-71) - The 27th leading scorer in USU history with 1,080 points in two years... Scored 45 points in a single game to tie for the fifth-best scoring game in school history... Pulled down 22 rebounds in one game to rank 10th on that list.


Kendall Youngblood (1989-92) - Big West Freshman of the Year (1989)... First-team all-Big West (1992)... Two-time second-team all-Big West (1990, 91)... Big West all-Freshman team (1989)... The sixth-leading scorer in USU history with 1,774 points.



Wayne Estes - MVP
1963-65



Tony Brown
1999-2002



Bert Cook
1950-52



Eric Franson
1991, '94-96



Greg Grant
1983-86



Cornell Green
1960-62



Shaler Halimon
1967-68



Dean Hunger
1977, '79-80



Brian Jackson
1979-81



Bob Lauriski
1971-73



Jimmy Moore
1973-75



Spencer Nelson
1999, 2003-05



Marvin Roberts
1969-71



Marcus Saxon
1997-98



Nate Williams
1970-71



Kendall Youngblood
1989-92



ALL-TIME RESULTS



Coach: George Peter Campbell
(1904, 1906-07)
6-15, .286 Three Seasons

1903-04

Record: 2-2

Brigham Young College	L	4	35
Ft. Douglas	W	18	9
Deaf and Dumb	W	24	8
Weber Stake Academy	L	13	14

1904-05

No competition.

1905-06

Record: 2-7

Brigham Young College	L	9	23
Weber Stake Academy	L	8	12
Deaf & Blind School	L	19	22
LDS College	L	14	17
Brigham Young College	W	10	6
BYU	L	14	21
LDS College	L	14	26
BYU	L	11	19
Weber Stake Academy	W	12	6

1906-07

Record: 2-6

Brigham Young College	L	4	11
Weber Stake Academy	W	21	19
Weber Stake Academy	W	19	18
Brigham Young College	L	14	65
LDS College	L	7	55
BYU	L	11	44
LDS College	L	6	26
BYU	L	12	23

Coach: George A. Walker
(1908)
0-8, .000 One Season

1907-08

Record: 0-8

BYU	L	16	29
Brigham Young College	L	7	40
YMCA	L	19	34
LDS College	L	12	33
BYU	L	19	43
Brigham Young College	L	11	32
LDS College	L	16	24
Brigham Young College	L	18	27

Coach: Clayton T. Teetzel
(1909-14)
23-33, .411 Six Seasons

1908-09

Record: 1-8

Brigham Young College	L	18	42
LDS College	L	16	34
Weber Stake Academy	W	34	22
Utah	L	13	32
LDS College	L	18	40
BYU	L	11	37
Brigham Young College	L	13	58
Utah	L	18	37
BYU	L	13	37

1909-10

Record: 3-7

Salt Lake High School	L	17	26
BYU	L	20	46
Brigham Young College	W	26	16
LDS College	L	21	23
Brigham Young College	W	29	21
YMCA	L	14	57
Utah	L	15	69
BYU	L	31	47
LDS College	W	19	14
Utah	L	21	38

1910-11

Record: 2-4

Fielding (Idaho) High School	W	44	11
Brigham Young College	W	45	25
BYU	L	19	29
Utah	L	22	26
Utah	L	33	46
BYU	L	21	37

1911-12

Record: 2-6

Oneida Stake Academy	W	48	12
Oneida Stake Academy	W	50	26
Utah	L	17	40
BYU	L	17	36
BYU	L	16	37
Brigham Young College	L	13	24
Utah	L	9	21
Brigham Young College	L	14	35

1912-13

Record: 5-4

Oneida Stake Academy	L	27	44
Cache All-Stars	W	75	22
Oneida Stake Academy	L	23	27
LDS College	L	28	32
Brigham Young College	W	35	30
BYU	L	23	33
Utah	W	31	20
BYU	W	29	20
Utah	W	34	20

1913-14

Record: 10-4

Salt Lake High School	W	60	26
BCH	W	43	10
Oneida Stake Academy	W	78	41
Montana State	W	59	33
Utah	W	41	23
Montana	W	74	31
Branch Agriculture College	W	65	18
Brigham Young College	L	17	21
Oneida Stake Academy	W	48	29
Utah	L	27	37
BYU	L	21	41
Brigham Young College	W	39	29
BYU	L	19	38
Weber High School	W	84	16

Coach: Joseph K. Jensen
(1915-19)
30-17, .638 Five Seasons

1914-1915

Record: 1-5

Brigham Young College	L	26	38
Utah	L	15	24
BYU	L	21	29
Brigham Young College	W	28	4
BYU	L	23	31
Utah	L	19	36

1915-16

Record: 6-4

South Cache High School	W	36	10
Richmond High School	W	52	19
Oneida Stake Academy	W	45	32
Brigham Young College	L	20	23
BYU	L	17	42
Utah	L	35	39
Utah	L	17	31
Brigham Young College	W	21	18
BYU	W	37	23
Wellsville Athletic Club	W	31	23

1916-17

Record: 8-5

Faculty	L	14	52
Oneida Stake Academy	W	48	25
East High School	W	30	19
Box Elder High School	W	50	19
West High School	W	46	30
Box Elder High School	W	38	35
Oneida Stake Academy	W	69	17
Brigham Young College	W	35	20
Utah	W	34	17
BYU	L	22	43
Brigham Young College	L	25	28
Utah	L	27	34
BYU	L	27	34

1917-18

Record: 9-0 Rocky Mountain: 4-0, 1st place (Western Div.)

West High School	W	31	9	
Oneida Stake Academy	W	58	19	
Bingham	W	48	30	
Montana State	RM	W	43	11
Montana State	RM	W	37	9
Utah	RM	W	45	38
Brigham Young College	W	36	16	
Brigham Young College	W	29	21	
Utah	RM	W	38	31

1918-19

Record: 6-3 Rocky Mountain: 2-2, 2nd place (Western Div.)

Ricks College		W	58	23
Rexburg Athletic Club		W	42	23
Montana State	RM	W	29	17
Montana State	RM	W	50	11
Utah	RM	L	25	36
BYU		L	26	36
Brigham Young College		W	50	20
Brigham Young College		W	48	23
Utah	RM	L	21	22



Coach: E. Lowell Romney
(1920-41)
225-157, .589
22 Seasons

1919-1920

Record: 2-0 Rocky Mountain: 1-0

Brigham Young College	W	74	29	
BYU	RM	W	55	27

1920-21

Record: 6-4 Rocky Mountain: 2-3, 3rd place (Western Div.)

Utah Athletic Association	W	31	28	
Logan Coaches	W	37	15	
Tremonton Athletic Club	W	41	21	
Utah	RM	L	26	27
BYU	W	45	43	
Montana State	RM	W	58	24
Montana State	RM	W	35	14
Utah	RM	L	29	37
BYU	RM	L	28	30
Brigham Young College	L	23	25	

1921-22

Record: 8-3 Rocky Mountain: 3-3, 3rd place (Western Div.)

Montana Mines		W	36	17
Montana State	RM	W	47	24
Montana State	RM	W	49	33
Mt. St. Charles		W	38	15
Preston Athletic Club		W	41	25
Western Athletic Club		W	39	37
BYU	RM	L	22	39
Utah	RM	L	41	43
Preston Athletic Club		W	55	15
BYU	RM	W	36	34
Utah	RM	L	27	30

1922-23

Record: 8-4 Rocky Mountain: 4-4, 1-2nd place (Western Div.)

Montana State	W	42	27
Montana State	W	40	30
BYU	W	55	19
BYU	W	36	30
Utah	W	40	35
Utah	L	26	29
BYU	W	23	22
BYU	L	26	37
Utah	L	32	38
Utah	L	30	44
Denver	W	67	36
Denver	W	59	37

1923-24

Record: 6-6 Rocky Mountain: 3-5, 3rd place (Western Div.)

Montana Mines		W	26	17
Montana Mines		W	29	11
Montana State	RM	W	24	21
Montana State	RM	L	12	19
Utah	RM	W	37	23
Utah	RM	L	27	32
BYU		W	43	36
BYU	RM	L	21	38
BYU	RM	L	27	30
BYU		L	25	32
Utah	RM	L	22	44
Utah	RM	W	40	30

1924-25

Record: 12-7 Rocky Mountain: 5-5, 1-2nd place (Western Div.)

BYU	RM	L	26	29
BYU	RM	W	42	22
Utah	RM	L	30	33
Utah	RM	W	26	22
Montana State	RM	W	38	37
Montana State	RM	L	23	27
BYU	RM	L	36	48
BYU	RM	L	23	24
Southern Cal		W	31	23
Southern Cal		L	21	34
Los Angeles Athletic Club		W	43	12
Los Angeles Athletic Club		L	27	32
Occidental College		W	38	20
Lincoln Athletic Club		W	80	11
San Diego DeMolay		W	31	21
Pacific Athletic Club		W	39	13
Southern Cal Freshmen		W	30	28
Utah	RM	W	33	21
Utah	RM	W	60	23



ALL-TIME RESULTS



1925-26

Record: 13-5 Rocky Mountain: 8-4, 1st place (Western Div.)
Rocky Mountain Conference Champion

Southern Cal		L	28	82
Southern Cal		W	52	17
Montana State	RM	W	35	30
Montana State	RM	W	40	23
Yellow Cab		W	48	15
BYU	RM	W	49	31
BYU	RM	L	32	35
Utah	RM	W	50	26
Utah	RM	W	33	28
Utah	RM	W	40	31
Utah	RM	L	36	49
BYU	RM	L	43	52
BYU	RM	W	36	34
Montana State	RM	W	61	44
Montana State	RM	L	26	38
Colorado State College		W	39	23
Colorado State College		W	48	22
Colorado State College		W	40	27

1926-27

Record: 11-3 Rocky Mountain: 9-3, 2nd place (Western Div.)

Idaho College		W	66	16
BYU	RM	W	50	48
BYU	RM	W	62	34
Montana State	RM	L	29	35
Montana State	RM	L	24	40
Idaho All-Stars		W	46	22
Utah	RM	W	34	28
Utah	RM	W	35	33
Utah	RM	W	41	33
Utah	RM	W	39	35
Montana State	RM	W	40	34
Montana State	RM	L	42	44
BYU	RM	W	44	38
BYU	RM	W	42	25

1927-28

Record: 7-7 Rocky Mountain: 5-7, 1-2nd (Western Div.)

Utah	RM	L	36	37
Utah	RM	L	24	37
Montana State	RM	L	39	57
Montana State	RM	W	47	44
Mt. St. Charles		W	43	30
Mt. St. Charles		W	47	34
BYU	RM	L	34	49
BYU	RM	W	39	31
Montana State	RM	L	42	55
Montana State	RM	L	35	39
BYU	RM	W	52	41
BYU	RM	W	48	42
Utah	RM	L	35	39
Utah	RM	W	42	23

1928-29

Record: 8-10 Rocky Mountain: 4-8, 3rd place (Western Div.)

Vico Oil		W	43	34
North Dakota		L	19	24
Mt. St. Charles		W	60	33
Mt. St. Charles		W	41	27
Montana State	RM	L	38	57
Montana State	RM	W	47	43
Utah	RM	L	39	49
Utah	RM	L	34	35
BYU	RM	L	45	53
BYU	RM	L	34	46
Montana State	RM	L	29	53
Montana State	RM	L	25	69
Mt. St. Charles		W	37	28
Mt. St. Charles		L	34	44
Utah	RM	W	42	27
Utah	RM	W	44	37
BYU	RM	L	45	49
BYU	RM	W	52	50

1929-30

Record: 15-7 Rocky Mountain: 7-5, 1-1st place (Western Div.)
Rocky Mountain Conference Champion

38th Infantry		W	60	9
Union Pacific		W	61	37
Wyoming		W	31	29
Southern Cal		W	32	29
Southern Cal		L	38	43
Whittier		W	46	12
Utah	RM	W	47	40
Utah	RM	W	40	38
BYU	RM	W	39	37
BYU	RM	L	37	53
Montana Mines		W	38	22
Montana State	RM	L	44	53
Montana State	RM	L	37	62
Utah	RM	L	45	47
Utah	RM	W	45	38
BYU	RM	L	36	49
BYU	RM	W	55	41
Montana State	RM	W	41	34
Montana State	RM	W	48	40
Montana State		W	40	35
Montana State		L	40	43
Montana State		W	37	29

1930-31

Record: 13-7 Rocky Mountain: 7-5, 1-2nd place (Western Div.)

Deseret News		W	87	42
Armour Creamery		W	82	18
Branch Agriculture College		W	60	29
Branch Agriculture College		W	60	30
Southern Cal		L	17	25
Southern Cal		W	33	25
Los Angeles Athletic Club		L	27	42
Pacific Coast Athletic Club		W	49	34
Utah	RM	W	39	28
Utah	RM	W	45	39
Montana State	RM	W	33	29
Montana State	RM	W	31	29
BYU	RM	W	61	59
BYU	RM	L	39	45
Utah	RM	L	39	43
Utah	RM	L	39	41
BYU	RM	L	51	61
BYU	RM	L	40	53
Montana State	RM	W	50	49
Montana State	RM	W	45	31

1931-32

Record: 7-15 Rocky Mountain: 2-10, 4th place (Western Div.)

Gila College		W	52	33
Los Angeles Athletic Club		L	26	31
California		W	39	27
California		W	33	20
California		L	21	30
Pasadena Athletic Club		L	36	38
Long Beach Athletic Club		L	23	40
Long Beach Athletic Club		L	29	32
Branch Agriculture College		W	25	15
Montana State	RM	W	48	26
Montana State	RM	L	20	29
BYU	RM	W	47	45
BYU	RM	L	37	40
Utah	RM	L	31	46
Utah	RM	L	30	45
Montana State	RM	L	31	33
Montana State	RM	L	26	37
Utah	RM	L	29	36
Utah	RM	L	40	42
BYU	RM	L	32	39
BYU	RM	L	50	63
United Billiards		W	54	43

1932-33

Record: 10-12 Rocky Mountain: 3-8, 3rd place (Western Div.)

Texaco Oil		W	65	29
United Billiards		W	56	43
Piggly Wiggly of Logan		W	69	49
Combined Teams		W	78	19
Branch Agriculture College		W	44	24
Hancock Oil		L	36	44
UCLA		L	39	54
Southern Cal		L	33	38
Pasadena Majors		L	35	52
Montana State	RM	W	42	33
Utah	RM	L	37	55
Utah	RM	L	33	38
BYU	RM	W	40	33
BYU	RM	L	44	59
Utah	RM	L	37	48
Utah	RM	L	49	54
Montana State	RM	L	42	57
Montana State	RM	W	50	19
BYU	RM	L	30	37
BYU	RM	L	36	48
House of David		W	53	36
House of David		W	62	46

1933-34

Record: 14-6 Rocky Mountain: 8-5, 2nd place (Western Div.)

Clark Insurance		W	81	65
Ogden Boosters		W	48	42
Denver Athletic Club		W	57	51
Colorado College	RM	W	44	23
Pasadena Majors		W	51	28
Pasadena Majors		W	40	22
Stanford		W	46	35
California		L	31	49
BYU	RM	L	34	57
BYU	RM	L	35	42
Utah	RM	W	40	36
Utah	RM	W	32	24
Montana State	RM	W	39	33
Montana State	RM	W	42	34
Montana State	RM	W	31	29
Montana State	RM	W	34	26
BYU	RM	L	37	48
BYU	RM	W	43	35
Utah	RM	L	35	43
Utah	RM	L	44	51

1934-35

Record: 17-5 Rocky Mountain: 9-3, 1st place (Western Div.)
Rocky Mountain Conference Champion

Denver Athletic Club		W	59	55
Logan Elks		W	40	19
McMillan Ring-Frees		W	50	38
UCLA		W	44	39
Montana State	RM	W	50	31
Montana State	RM	W	46	40
Logan Elks		W	48	30
BYU	RM	L	38	39
BYU	RM	W	41	27
Utah	RM	W	58	53
Utah	RM	W	50	37
BYU	RM	W	48	47
BYU	RM	L	39	40
Montana State	RM	W	57	41
Montana State	RM	L	56	60
Utah	RM	W	55	43
Utah	RM	W	51	41
Colorado State College		W	54	34
Colorado State College		W	47	35
Colorado State College		L	42	45
Lambuth College		W	67	32
Italian Athletic Club		L	26	32

1935-36

Record: 17-9 Rocky Mountain: 9-3, 1st place (Western Div.)
Rocky Mountain Conference Champion

Nevada		W	48	33
Stanford		L	34	73
UCLA		W	43	32
San Jose State		W	40	36
Oregon		L	34	50
San Francisco		L	32	35
UCLA		L	36	40
UCLA		W	44	34
Utah	RM	W	50	45
Utah	RM	W	46	41
Utah	RM	W	45	29
BYU	RM	W	36	35
BYU	RM	W	37	33
BYU	RM	L	32	39
BYU		W	51	41
Montana State	RM	L	33	37
Montana State	RM	W	37	34
Montana State	RM	W	74	37
Montana State		W	58	42
Wyoming	RM	W	42	32
Wyoming	RM	W	42	28
Wyoming	RM	L	33	48
Kansas	OP	L	37	39
Kansas	OP	W	42	37
Kansas	OP	W	50	33
Wilmering YMCA	OP	L	48	62

1936-37

Record: 6-9 Rocky Mountain: 5-7, 1-3rd place (Western Div.)

Cache Valley All-Stars		W	32	30
BYU	RM	W	40	31
BYU	RM	L	46	49
Manhattan		L	32	39
Penn. Athletic Club		L	29	38
Montana State	RM	L	35	40
Montana State	RM	W	42	41
Utah	RM	W	51	40
Utah	RM	W	41	39
BYU	RM	L	45	55
BYU	RM	W	47	38
Montana State	RM	L	35	40
Montana State	RM	L	42	54
Utah	RM	L	30	73
Utah	RM	L	43	59

1937-38

Record: 11-9

Ecker Studio College		L	55	59
Ecker Studio College		W	63	45
Watkins Motor		W	66	47
Ecker Studio College		L	56	59
Hastings College		W	61	37
Cache Valley All-Stars		W	73	57
Nevada		W	65	37
Ecker Studio College		L	57	62
Wyoming		L	32	44
Colorado State		W	57	34
BYU		W	60	53
Wyoming		L	55	57
Utah		L	35	59
Colorado State		W	62	52
Denver		W	75	48
Colorado		L	35	59
Colorado		W	59	58
Denver		W	48	46
Utah		L	47	63
BYU		L	50	58

1938-39

Record: 18-6 • NCAA Tournament (1-1)



Lower Row (L-R): Head Coach E.L. Romney, Manager Charles Jenkins, Assistant Coach Ken Vanderhoff. **Sitting (L-R):** Lloyd Jacobsen, Stan Cook, Calvin Agricola, Ray Lindquist, Leonard James, John Broberg, Roland Reading, Bus Bingham. **Standing (L-R):** Austin Hughes, Bill Evans, Harold Simpson, Ed Izatt, Floyd Morris, Clyde Morris, Charlie Clark, Howard Stone, Max Wilkins, Earl Winger.

1938-39

Record: 18-6

NCAA Tournament Participant

NCAA Participant				
Watts All-Stars	W	39	31	
Mint Cafe	W	50	22	
Ecker Studio College	W	61	35	
Weber Junior College	W	56	28	
Montana	W	45	36	
Montana	W	44	32	
Weber Junior College	W	66	28	
Kurley Killowatts	W	92	16	
Nevada	W	43	36	
California	L	35	42	
BYU	W	54	46	
Colorado State	W	44	37	
Colorado	L	18	46	
Colorado State	W	52	34	
Utah	W	53	46	
Colorado	L	43	56	
Utah	L	45	67	
Wyoming	W	47	45	
Denver	W	64	47	
Denver	W	54	39	
Wyoming	L	41	50	
BYU	W	53	38	
Oklahoma	L	39	50	
Texas	NCAA	W	51	49

1939-40

Record: 11-7

Clark's All-Stars	W	64	44
Oregon State	L	38	39
Oregon State	L	39	41
College of Idaho	W	60	35
California	W	43	33
St. Mary's (Calif.)	W	41	32
Colorado	W	31	28
Wyoming	W	46	33
Denver	W	36	27
Denver	L	46	56
Wyoming	W	30	27
BYU	W	55	35
Utah	W	36	29
BYU	L	43	49
Colorado	L	38	44
Colorado State	L	52	56
Colorado State	W	58	42
Utah	L	40	41

1940-41

Record: 5-16

Ogden Pioneers	W	48	33
Watts All-Stars	W	39	38
Oregon State	L	26	43
Oregon State	L	34	39
California	L	43	47
Watts All-Stars	W	52	49
St. Mary's (Calif.)	L	42	44
San Jose State	L	41	55
Stanford	L	33	64
BYU	L	34	66
Colorado State	W	34	27
Colorado	L	34	41
Colorado State	L	31	40
Utah	L	21	44
Colorado	L	32	43

Wyoming	L	35	41
Denver	L	44	45
Denver	L	34	43
Wyoming	L	32	50
BYU	W	48	47
Utah	L	27	49

Coach:
Robert W. Burnett
(1942)
6-10, .375, One Season

1941-42

Record: 6-10

Weber Junior College	W	56	36
Willamette	W	38	31
Oregon State	L	30	45
Eastern Oregon	W	56	42
BYU	L	24	54
Colorado	L	31	49
Denver	W	34	18
Utah	L	35	53
Colorado State	W	47	34
Colorado State	W	41	26
Wyoming	L	43	60
Denver	L	39	54
BYU	L	52	57
Utah	L	39	49
Wyoming	L	54	73
Colorado	L	46	57

Coach:
D.D. Young
(1943, 1945)
23-17, .575, Two Seasons

1942-43

Record: 14-7

Ft. Douglas	W	83	24
Cache Valley All-Stars	W	85	53
Weber Junior College	W	62	38
Idaho State	W	66	41
Ricks College	W	74	53
Montana	L	44	48
Montana State	W	47	38
Montana	L	43	44
Montana State	L	39	42
Idaho State	W	52	46
Weber Junior College	W	63	52
Armstrong	W	63	43
Logan Marines	W	57	38
BYU	W	43	38
BYU	L	41	58
Utah	W	50	44
Utah	L	28	46
Utah	W	51	42
Utah	W	55	52
BYU	L	38	44
BYU	L	59	63

1943-44

No competition.

1944-45

Record: 9-10

Cache Coaches	W	50	38
Idaho Southern	W	51	43
Weber Junior College	W	79	29
Weber Junior College	W	63	22
Ft. Douglas	W	64	40
Kearns	L	48	50
Montana State	L	40	41
Montana State	W	68	30
Idaho Southern	L	49	54
Utah	L	47	62
Colorado	L	32	62
BYU	L	41	50
Colorado	L	46	50
Utah	L	59	80
Wyoming	W	44	36
Denver	W	80	53
Denver	W	72	53
Wyoming	L	49	52
BYU	L	37	64

Coach:
H.B. Lee
(1946-47)
21-22, .488, Two Seasons

1945-46

Record: 7-12

Weber Junior College	W	64	48
Clearfield	W	50	23
Montana	W	37	36
Idaho	L	33	55
Weber Junior College	L	41	47
Idaho Southern	W	47	32
Idaho Southern	W	49	39
BYU	L	41	47
BYU	L	48	64
Denver	L	37	45
Denver	W	62	35
Colorado	L	39	59
Colorado	L	33	42
Colorado State	L	36	43
Colorado State	W	35	34
Utah	L	44	69
Utah	L	31	34
Wyoming	L	30	45
Wyoming	L	52	66

1946-47

Record: 14-10

Weber Junior College	W	66	35
Idaho Southern	W	51	31
Washington State	W	50	44
San Francisco	W	44	35
Montana State	W	54	50
Weber Junior College	L	44	53
Bradley	L	53	72
Springfield	W	63	55
American Institute	W	58	40
St. Joseph's (Pa.)	L	48	52
Long Island University	L	38	56
Colorado	L	45	56
Denver	W	45	44
Utah	W	50	49
Wyoming	L	34	43
Colorado	W	40	34
Colorado State	W	55	38
Colorado State	W	43	35
Wyoming	L	45	60
Utah	L	41	55
BYU	L	40	62
Denver	L	39	44
BYU	W	52	49
Hawaii	W	51	37



Coach:
Joe Whitesides
(1948-50)
35-54, .393
Three Seasons

1947-48

Record: 8-16

Idaho State	W	49	42
Montana State	L	58	66
Montana State	L	50	57
Montana State	W	42	36
San Francisco	L	54	55
Montana	W	63	58
St. Bonaventure	W	51	47
CCNY	L	46	82
Duquesne	L	43	65
Lawrence Tech	W	62	58
Western Kentucky	L	49	80
Loras	L	48	55
BYU	W	68	65
Montana	L	64	68

Montana	L	65	78
Utah	W	44	42
Denver	L	51	59
BYU	L	47	66
Utah	L	29	55
Colorado State	W	64	45
Wyoming	L	40	46
Colorado State	L	51	65
Denver	L	54	71
Wyoming	L	27	39

1948-49

Record: 10-21

Idaho State	W	47	39
Oregon State	L	38	52
Idaho	W	38	37
Montana	W	75	67
Montana State	W	64	37
California	L	57	72
San Jose State	L	41	61
San Jose State	W	47	37
Regis	L	42	51
Wichita State	W	43	39
Emporia State	L	63	73
Denver	L	50	52
Denver	W	57	48
Colorado State	W	50	43
Colorado State	W	64	52
BYU	L	51	60
BYU	L	46	64
Denver	L	57	59
Denver	L	54	83
Colorado State	L	55	57
Utah	L	58	64
Utah	L	42	61
BYU	W	58	54
BYU	L	54	67
Wyoming	L	55	66
Wyoming	L	31	45
Utah	L	52	62
Utah	L	40	58
Colorado State	L	62	63
Wyoming	L	44	63
Wyoming	L	44	65

1949-50

Record: 17-17

Idaho State	W	65	55
Oregon	L	72	86
Southern Cal	L	43	50
Denver	L	39	60
Colorado State	W	58	43
Regis	L	41	50
Idaho State	W	72	43
Lawrence Tech	W	69	59
Montana State	W	65	56
Montana State	W	64	54
Tennessee	L	62	66
Pittsburgh	W	54	50
Iowa	L	60	62
Kansas State	L	45	70
Denver	L	51	56
Denver	W	59	47
Colorado State	W	38	33
Utah	W	54	51
Utah	W	68	50
BYU	L	41	71
BYU	L	47	48
Wyoming	W	43	36
Wyoming	L	28	32
Colorado State	W	48	46
Utah	W	73	52
Utah	L	36	49
Colorado State	W	49	36
Wyoming	L	42	48
Wyoming	L	33	59
BYU	L	46	60
BYU	L	35	63
Colorado State	W	54	48
Denver	W	52	44
Denver	L	50	53



Coach:
H. Cecil Baker
(1951-61)
158-141, .528
11 Seasons

1950-51

Record: 12-22

Idaho State	W	67	54
Idaho State	W	69	54
Montana State	W	70	62
Colorado	W	46	43
Oregon	L	64	66
Kansas	L	38	59
Iowa State	L	41	52
Hamline	L	64	82
Montana	W	67	59

Wyoming	L	49	69
Denver	L	48	63
Colorado State	W	63	62
BYU	L	59	72
BYU	W	72	68
Denver	L	63	65
Denver	L	51	56
Idaho	L	53	69
Colorado State	L	59	60
Wichita State	W	56	50
Kansas State	L	56	66
Utah	W	51	50
Utah	L	48	61
BYU	L	57	83
BYU	L	42	51
Utah	W	53	35
Utah	L	44	52
Colorado State	W	50	49
Colorado State	L	64	67
Wyoming	L	54	55
Wyoming	L	51	58
Denver	W	66	60
Denver	L	73	80
Wyoming	L	52	69
Wyoming	L	49	53

1951-52

Record: 17-14

Idaho State	W	51	50
Idaho State	L	53	62
Arizona State	W	85	70
Sacramento State	W	68	64
Nevada	W	51	50
Pacific	W	64	54
San Jose State	L	54	59
Sacramento State	L	49	60
San Francisco State	W	73	60
Los Angeles State	L	58	60
Pepperdine	L	53	71
Santa Clara	L	62	63
Montana	L	72	74
Colorado State	W	46	41
Wyoming	L	39	69
Wyoming	W	53	47
Utah	L	45	57
BYU	W	57	40
New Mexico	W	68	51
New Mexico	W	62	58
Denver	L	46	62
Colorado State	W	85	69
BYU	W	67	63
Denver	W	82	60
Utah	L	70	79
Montana State	L	60	79
Montana State	L	53	57
Regis	W	77	65
Montana	W	72	68
Clarion State	W	85	68
Lawrence Tech	L	62	71

1952-53

Record: 17-13

Colorado	L	64	81
Colorado	L	66	70
Idaho State	W	62	50
Idaho State	L	48	63
Washington State	W	72	65
Montana State	W	76	74
Montana State	W	66	60
Gonzaga	L	72	83
Eastern Washington	L	69	71
New York University	HFT	W	67
Miami (Ohio)	HFT	W	79
Manhattan	HFT	W	59
BYU	L	66	72
Wyoming	L	54	64
Colorado State	L	76	78
Utah	W	62	58
San Jose State	W	63	59
San Jose State	L	55	69
Utah	L	68	75
BYU	L	60	77
Montana	W	87	78
Denver	W	83	73
New Mexico	W	76	70
Colorado State	W	74	61
Wyoming	W	58	56
Denver	W	69	62
New Mexico	L	91	99
Gonzaga	W	83	64
Gonzaga	W	67	65
Montana	L	61	76

1953-54

Record: 14-13

Portland	W	70	68
Portland	W	94	78
Nevada	W	65	63
Nevada	W	81	65
Montana State	L	60	70
Montana State	W	77	66
Idaho State	L	44	53

Idaho State	L	66	74
Eastern Washington	W	98	47
New York University	L	67	86
St. Joseph's (Pa.)	W	71	64
Washington (Mo.)	L	62	64
Illinois	L	61	88
Utah	L	58	71
Wyoming	L	54	65
Colorado State	L	60	68
BYU	W	73	68
Utah	L	62	74
BYU	L	63	75
Colorado State	W	64	58
Denver	L	60	65
New Mexico	L	74	97
Wyoming	W	62	46
Montana	W	70	66
Denver	W	67	55
New Mexico	W	65	55
Montana	W	85	56

1954-55

Record: 15-7

Idaho State	L	67	71
Idaho State	W	66	58
Washington State	L	68	69
Washington State	W	73	72
Idaho	L	88	90
Baylor	W	80	61
Montana State	W	78	61
Montana State	W	78	74
Colorado State	W	75	65
Wyoming	L	60	65
Utah	L	55	88
BYU	W	62	58
Montana	W	86	61
Utah	W	62	60
New Mexico	W	89	63
Denver	W	65	64
Colorado State	W	72	66
Wyoming	L	48	68
BYU	W	76	71
Denver	L	73	77
New Mexico	W	79	68
Montana	W	79	70

1955-56

Record: 13-13

Idaho State	W	68	64
Idaho State	W	69	58
Eastern Washington	L	62	85
Gonzaga	W	92	91
Washington State	W	68	65
Idaho	L	71	76
Montana State	W	64	59
Montana State	L	81	85
Utah	L	55	74
Kentucky Wesleyan	L	73	84
Pacific	W	71	64
Pittsburgh	L	81	84
Washington (Mo.)	L	61	82
Wyoming	W	63	61
Colorado State	W	79	58
Montana	L	60	62
BYU	W	63	56
Denver	W	76	74
New Mexico	W	75	62
BYU	L	62	92
Wyoming	L	73	95
Colorado State	W	84	80
Montana	W	73	67
Utah	L	68	75
Denver	L	80	110
New Mexico	L	63	74

1956-57

Record: 11-13

Idaho State	L	60	66
Seattle	L	59	66
Idaho State	L	60	68
Eastern Washington	W	68	55
Whitworth	L	49	67
Washington State	W	58	57
Idaho	L	50	64
Idaho	W	61	58
Montana State	L	83	100
Montana State	W	78	73
Utah	W	68	64
Montana	W	80	79
Wyoming	L	78	86
Colorado State	L	72	89
BYU	W	76	75
BYU	L	76	93
Denver	L	66	69
New Mexico	W	84	73
Wyoming	W	76	62
Colorado State	L	65	67
Montana	L	67	78
Utah	L	90	92
Denver	W	64	60
New Mexico	W	69	61

1961-62

Record: 22-7 • NCAA Tournament (1-2)



Front Row (L-R): Randy Dow, Bill Puzey, Cornell Green, Phil Johnson, Mike Casey, Russ O'Leary, Darnell Haney.
Back Row (L-R): Assistant Coach Ev Sorensen, Norvel "Nog" Hansen, Joe Watts, Reid Goldsberry, Dennis Nate, Darrell Garn, Mark Hansen, Ron De Leon, Don Holman, Head Coach Ladell Andersen.

Georgia Tech	BGT	N1	W	67	62
New Mexico State		H	W	74	65
Los Angeles State		H	W	110	88
Kent State		H	W	83	62
Texas Christian	ACT	N2	W	87	61
Wichita State	ACT	N2	L	63	73
New York University	ACT	N2	W	57	45
Utah		H	L	70	85
Wyoming		A	L	73	86
Colorado State		A	L	44	81
Montana		H	W	58	57
BYU		A	L	57	75
Denver		A	L	61	67
New Mexico		A	L	68	75
BYU		H	W	94	73
Colorado		H	L	60	64
Wyoming		H	W	73	61
Montana		A	L	58	66
Utah		A	L	84	96
New Mexico		H	W	108	78
Denver		H	L	72	77

N1-Louisville, Ky.
 N2-Oklahoma City, Okla.



Coach:
Ladell Andersen
 (1962-71)
 173-96, .643
 10 Seasons

1957-58

Record: 4-20
 Home: 3-6 Away: 1-14

Portland	A	L	62	86
Oregon	A	L	53	63
Oregon	A	L	49	78
Montana State	H	L	66	75
Montana State	H	W	82	70
Washington (Mo.)	A	L	53	63
Dayton	A	L	47	66
Kentucky	A	L	64	92
Idaho	A	L	63	64
Idaho	A	L	66	75
Utah	A	L	57	81
Wyoming	H	L	70	71
Colorado State	H	L	62	84
Montana	A	L	47	59
BYU	H	L	55	67
Denver	H	W	72	68
New Mexico	H	W	60	46
BYU	A	L	66	69
Colorado State	A	L	56	74
Wyoming	A	L	68	72
Montana	H	L	75	77
Utah	H	L	78	87
New Mexico	A	W	78	68
Denver	A	L	68	74

1958-59

Record: 19-7
 Home: 10-1 Away: 9-4 Neutral: 0-2

Idaho State	ISU	A	W	65	62
Portland	ISU	N1	L	66	68
West Texas State		H	W	91	61
Washington State		H	W	66	57
Arizona		H	W	83	57
St. Mary's (Calif.)		H	W	79	63
Idaho		A	W	64	63
Idaho		A	W	69	60
Kentucky Wesleyan	AAC	A	W	96	86
Ohio	AAC	N2	L	72	80
Washington (Mo.)		A	W	69	66
Toledo		A	L	61	69
Utah		H	L	71	82
Wyoming		A	W	82	76
Colorado State		A	W	88	77
Montana		H	W	75	59
BYU		A	L	54	77
Denver		A	L	68	80
New Mexico		A	W	81	72
BYU		H	W	74	67
Colorado State		H	W	81	74
Wyoming		H	W	79	56
Montana		A	W	81	79
Utah		A	L	63	66
New Mexico		H	W	93	72
Denver		H	W	88	71

N1-Pocatello, Idaho
 N2-Owensboro, Ky.

1959-60

Record: 24-5
 Home: 9-1 Away: 11-3 Neutral: 4-1
 National Invitation Tournament Participant

Idaho State	H	W	86	67
Seattle	A	W	85	73
Portland	A	W	74	67
Iowa State	A	W	71	66
Drake	A	L	73	83

Washington State	H	W	72	58	
Pacific	H	W	77	67	
Idaho	A	L	56	57	
Idaho	A	W	73	61	
Niagara	ACT	N1	W	75	65
Wichita State	ACT	N1	W	75	68
Oklahoma City	ACT	A	W	75	59
Utah	A	W	73	61	
Wyoming	H	W	88	60	
Colorado State	H	W	73	65	
Montana	A	W	83	75	
BYU	H	W	84	53	
Denver	H	W	99	69	
New Mexico	H	W	86	59	
BYU	A	W	75	64	
Colorado State	A	L	60	68	
Wyoming	A	W	81	67	
Montana	H	W	89	63	
Utah	H	L	75	77	
New Mexico	A	W	103	72	
Denver	A	W	76	71	
Villanova	NIT	N2	W	73	72
Providence	NIT	N2	L	62	68
St. Bonaventure	NIT	N2	W	99	83

N1-Oklahoma City, Okla.
N2-New York, N.Y.

N1-Oklahoma City, Okla.
 N2-New York, N.Y.

1960-61

Record: 12-14
 Home: 8-3 Away: 1-9 Neutral: 3-2

New York University	A	W	67	65
Detroit	A	L	68	70
Nebraska	A	L	60	65
South Dakota State	H	W	91	78
Western Kentucky	BGT N1	L	72	86

1961-62


Record: 22-7
 Home: 11-2 Away: 9-1 Neutral: 2-4
 NCAA Tournament Participant

Los Angeles State	A	W	72	67	
Arizona	A	W	67	54	
Idaho State	A	W	67	63	
Loyola (Calif.)	H	W	105	91	
Idaho State	H	W	86	71	
San Jose State	H	W	72	58	
San Francisco State	H	W	90	60	
Pacific	H	W	77	64	
Southern Cal	H	L	72	74	
Oklahoma City	ACT	N1	W	80	71
Houston	ACT	N1	L	46	51
Wichita State	ACT	N1	L	88	90
Utah		A	L	72	77
Colorado State		H	W	69	59
Wyoming		H	W	72	59
Montana		A	W	62	57
BYU		H	W	88	69
New Mexico		H	W	76	64
Denver		H	W	83	79
BYU		A	W	80	70
Wyoming		A	W	78	65
Colorado State		A	W	77	70
Utah		H	L	76	78
Montana		H	W	66	62
Denver		A	W	82	64
New Mexico		A	W	88	77
Arizona State	NCAA	N2	W	78	73
UCLA	NCAA	N3	L	62	73
Pepperdine	NCAA	N3	L	71	75
N1-Oklahoma City, Okla.					
N2-Covallis, Ore.					
N3-Provo, Utah					

N1-Oklahoma City, Okla.
 N2-Covallis, Ore.
 N3-Provo, Utah

1962-63


Record: 20-7 • NCAA Tournament (0-1)



Front Row (L-R): Trainer Red Burnett, Gary Watts, Reid Goldsberry, Mark Hasen. **Middle Row (L-R):** Head Coach Ladell Andersen, Bill Puzey, Rufus Hawkins, Joe Warfel, Ralph Hanson, Assistant Coach Ev Sorensen. **Back Row (L-R):** Curtis Jensen, Mike Casey, Kent Jensen, Larry Angle, Phil Johnson, Troy Collier, Wayne Estes, Manager Dick Curry.

1963-64

Record: 21-8 • NCAA Tournament (1-2)



Front Row (L-R): Kent Hunsaker, Rudy Castruita, Gary Watts, Myron Long, Le Roy Walker. **Middle Row (L-R):** Charlie Buckner, Ralph Hanson, Mickey Dittfebrand, George Moffitt, Gene Widmer, Steve Jones, Delano Lyons. **Back Row (L-R):** Trainer Red Burnett, Assistant Coach Ev Sorensen, Assistant Coach Mark Hansen, Larry Angle, Troy Collier, Wayne Estes, Manager Dick Curry, Head Coach Ladell Andersen.

1962-63

Record: 20-7

Home: 12-1 Away: 7-4 Neutral: 2-2

NCAA Tournament Participant

Ohio State	A	L	50	62	
Butler	A	W	80	74	
Montana State	H	W	79	72	
Montana State	H	W	85	66	
Texas Western	H	L	59	66	
Regis	H	W	83	75	
San Diego State	H	W	101	57	
Iowa State	H	W	87	52	
Michigan State	H	W	102	87	
UCLA	N1	L	75	89	
Washington	N1	W	71	60	
Southern Cal	N1	W	78	65	
Utah	H	W	97	69	
BYU	H	W	69	58	
Montana	A	W	84	58	
Colorado State	H	W	75	68	
Denver	H	W	88	62	
BYU	A	W	70	67	
Utah	H	W	97	69	
Montana	H	W	85	67	
Texas Western	A	L	55	57	
New Mexico State	A	W	78	48	
Air Force	A	L	65	66	
Denver	A	W	74	70	
Creighton	H	W	69	68	
Colorado State	A	L	60	67	
Arizona State	NCAA	N2	L	75	79

N1-Los Angeles, Calif.

N2-Eugene, Ore.

1963-64

Record: 21-8

Home: 13-1 Away: 7-5 Neutral: 1-2

NCAA Tournament Participant

Nov. 30	Loyola (Calif.)	H	W	97	85
Dec. 2	Fresno State	H	W	102	71
Dec. 10	Texas A&M	H	W	94	71
Dec. 14	Creighton	A	L	2OT	91 96
Dec. 16	Iowa State	A	L	68	77
Dec. 20	New Mexico State	H	W	115	75
Dec. 21	Arizona	H	W	64	60
Dec. 23	Bradley	H	W	95	90
Dec. 28	Ohio State	H	W	79	66
Jan. 6	Utah	H	W	84	72
Jan. 10	Air Force	H	W	83	73
Jan. 18	Montana	A	W	98	70
Jan. 24	Colorado State	H	W	85	70
Jan. 25	BYU	H	W	105	90
Jan. 31	BYU	A	W	90	73
Feb. 1	Utah	A	L	67	79
Feb. 3	Denver	H	W	75	56
Feb. 7	Montana State	A	W	OT	77 73
Feb. 8	Montana State	A	W	88	80
Feb. 15	Colorado State	A	W	OT	85 84
Feb. 17	Denver	A	W	74	72
Feb. 20	Seattle	H	L	94	96
Feb. 24	Montana	H	W	103	81
Feb. 28	LaSalle	A	L	85	90
Feb. 29	American	A	W	125	100
Mar. 3	Providence	A	L	75	85
Mar. 10	Arizona St.	NCAAN1	W	92	90
	San Francisco	NCAAN2	L	58	64

Seattle NCAA N2 L 78 88
N1-Eugene, Ore.
N2-Corvallis, Ore.

1964-65

Record: 13-12

Home: 10-3 Away: 2-8 Neutral: 1-1

Dec. 1	Idaho State	H	W	107	60
Dec. 4	Butler	H	W	88	84
Dec. 5	Loyola (Calif.)	H	W	96	69
Dec. 7	Pacific	H	W	98	74
Dec. 14	Nevada	H	W	101	80
Dec. 17	Bradley	A	L	69	75
Dec. 19	Minnesota	A	L	69	88
Dec. 21	San Jose State	H	W	86	73
Dec. 23	San Francisco	A	L	71	86
Dec. 29	Arizona State RC	N1	W	98	96
Dec. 30	Boston College RC	N1	L	OT	118 120
Jan. 7	Utah	A	W	86	84
Jan. 9	BYU	H	L	90	99
Jan. 16	Colorado State	H	L	78	89
Jan. 21	Texas Western	A	L	62	68
Jan. 23	Arizona State	A	L	93	99
Jan. 30	Utah	H	L	104	111
Feb. 6	BYU	A	L	80	89
Feb. 8	Denver	H	W	91	62
Feb. 18	Denver	A	W	67	66
Feb. 20	Colorado State	A	L	74	89
Feb. 22	Seattle	H	W	71	67
Feb. 25	Montana State	H	W	98	71
Mar. 1	Portland	H	W	72	66
Mar. 4	Montana State	A	L	69	71

N1-Honolulu

1965-66

Record: 12-14

Home: 8-6 Away: 2-7 Neutral: 2-1

Dec. 1	Montana State	H	W	102	68	
Dec. 3	Seattle	A	L	81	85	
Dec. 4	Idaho	A	L	85	88	
Dec. 6	Loyola (Calif.)	H	W	88	70	
Dec. 7	Centenary	H	W	89	73	
Dec. 13	Arizona State	H	W	88	81	
Dec. 15	Morehead State	H	W	90	63	
Dec. 18	San Francisco	H	L	66	76	
Dec. 21	Tulsa	H	L	66	67	
Dec. 23	Minnesota	H	W	97	72	
Dec. 28	Oregon	FWC	N1	W	77	66
Dec. 29	Stanford	FWC	N1	L	79	93
Dec. 30	Arizona State	FWC	N1	W	83	77
Jan. 7	Portland	A	W	83	75	
Jan. 13	Denver	H	L	72	79	
Jan. 15	Colorado State	H	L	63	72	
Jan. 22	BYU	A	L	81	115	
Jan. 27	LaSalle	H	W	109	97	
Jan. 29	Utah	H	L	79	94	
Feb. 5	Montana State	A	W	91	72	
Feb. 11	BYU	H	L	88	96	
Feb. 12	Utah	A	L	88	127	
Feb. 17	Seattle	H	W	84	74	
Feb. 25	Colorado State	A	L	64	74	
Feb. 26	Denver	A	L	81	100	
Feb. 28	Creighton	A	L	79	86	
N1-Portland, Ore.						

N1-Portland, Ore.

1966-67

Record: 20-6

Home: 14-1 Away: 6-4 Neutral: 0-1

National Invitation Tournament Participant

Dec. 2	Pepperdine	H	W	76	51
Dec. 3	Montana State	H	W	89	78
Dec. 5	Idaho	H	W	89	74
Dec. 9	Loyola (Calif.)	H	W	112	66
Dec. 16	Fresno State	H	W	76	64
Dec. 17	Providence	H	W	92	85
Dec. 21	Tulsa	A	L	52	67
Dec. 23	Wichita State	A	L	106	123
Dec. 27	Xavier	A	W	107	88
Jan. 6	BYU	A	L	66	92
Jan. 7	Utah	A	W	89	76
Jan. 14	Creighton	H	W	124	96
Jan. 16	Seattle	H	W	103	91
Jan. 21	Colorado State	H	W	83	70
Jan. 26	Hawai'i	H	W	106	64
Jan. 28	Utah	H	W	62	61
Feb. 4	BYU	H	W	113	88
Feb. 6	Denver	H	W	97	83
Feb. 9	Denver	A	W	82	81
Feb. 11	Arizona State	A	W	90	59
Feb. 18	Portland	H	W	86	63
Feb. 20	Texas Western	H	L	2OT	75 79
Feb. 25	Colorado State	A	L	75	80
Mar. 2	Montana State	A	W	84	83
Mar. 4	Seattle	A	W	77	76
Mar. 11	Rutgers	NIT	N1	L	76 78
N1-New York					

N1-New York

1967-68

Record: 14-11

Home: 10-3 Away: 4-8

Dec. 2	Kansas	A	L	55	84	
Dec. 4	Xavier	A	W	87	85	
Dec. 6	Montana State	H	W	88	80	
Dec. 9	Utah	H	L	90	102	
Dec. 11	Evansville	H	W	116	88	
Dec. 16	Wichita State	H	W	102	83	
Dec. 19	San Jose State	H	W	110	93	
Dec. 21	Notre Dame	H	L	72	73	
Dec. 23	Missouri	H	W	87	81	
Dec. 27	St. Louis	LAC	A	L	78	97
Dec. 29	Minnesota	LAC	A	W	73	65
Dec. 30	Tennessee	LAC	A	L	66	85
Jan. 4	American University	H	W	94	78	
Jan. 6	BYU	A	L	98	104	
Jan. 13	Seattle	H	W	110	93	
Jan. 18	Denver	A	L	80	100	
Jan. 20	Colorado State	A	L	74	80	
Jan. 29	Montana State	A	W	95	87	
Feb. 1	BYU	H	L	103	118	
Feb. 3	Utah	A	L	92	106	
Feb. 10	Arizona State	H	W	96	80	
Feb. 17	Colorado State	H	W	96	75	
Feb. 24	Denver	H	W	98	96	
Mar. 2	Seattle	A	L	67	69	
Mar. 4	Portland	A	W	71	69	

1968-69

Record: 9-17

Home: 7-5 Away: 2-12

Nov. 30	Wyoming	A	L	88	113
Dec. 2	Missouri	A	L	87	97
Dec. 5	Seattle	H	L	80	90
Dec. 7	Washington	H	W	83	75
Dec. 11	Denver	A	W	81	79
Dec. 13	Wyoming	H	L	72	83
Dec. 14	Montana State	H	L	85	90
Dec. 20	Kansas	H	L	61	67
Dec. 23	San Jose State	H	W	84	83
Dec. 27	San Francisco	A	L	71	73
Dec. 28	Portland	A	W	81	65
Jan. 4	Colorado State	H	W	83	73
Jan. 9	Utah	A	L	89	107
Jan. 11	BYU	H	W	91	84
Jan. 16	Denver	H	W	102	87
Jan. 18	Arizona State	A	L	91	108
Jan. 25	West Texas State	H	L	92	102
Jan. 30	BYU	A	L	82	113
Feb. 1	Utah	H	W	95	92
Feb. 8	Seattle	A	L	66	68
Feb. 10	Montana State	A	L	76	86
Feb. 15	Notre Dame	A	L	82	108
Feb. 17	Colorado State	A	L	60	90
Feb. 22	Denver	H	W	94	78
Feb. 27	West Texas State	A	L	83	95
Mar. 1	St. Peter's	A	L	77	95

1969-70

Record: 22-7 • NCAA Tournament (2-1)



Front Row (L-R): Jeff Tebbs, Manager Kay Englestead, Assistant Coach Dale Brown, Head Coach Ladell Andersen, Assistant Coach Gordon "Dutch" Belnap, Dick Wade. **Back Row (L-R):** Terry Wakefield, Ed Epps, Ron Hatch, Marvin Roberts, Walter Bees, Tim Tollestrup, Chris Bean, John Erickson, Nate Williams, Paul Jeppesen.

1969-70

Record: 22-7

Home: 13-1 Away: 6-5 Neutral: 3-1

NCAA Tournament Participant

Dec. 1	Pepperdine	H	W	113	82	
Dec. 2	Sacramento State	H	W	85	65	
Dec. 6	Utah	A	W	90	72	
Dec. 8	St. Peter's	H	W	125	108	
Dec. 11	West Texas State	H	W	112	87	
Dec. 13	Washington	A	L	61	90	
Dec. 26	Wisconsin	MC	A	L	74	81
Dec. 27	Delaware	MC	N1	W	80	66
Jan. 5	Cal State Los Angeles	H	W	99	86	
Jan. 10	Seattle	H	W	105	86	
Jan. 15	BYU	H	W	97	94	
Jan. 17	Utah	H	W	106	98	
Jan. 19	Portland	H	W	95	83	
Jan. 22	Colorado State	A	L	66	80	
Jan. 24	California	A	W	68	63	
Jan. 31	Houston	H	W	91	84	
Feb. 3	Portland	A	W	111	68	
Feb. 7	New Mexico State	H	L	90	95	
Feb. 14	Denver	H	W	104	77	
Feb. 16	Arizona State	H	W	112	102	
Feb. 19	Denver	A	L	73	78	
Feb. 21	Seattle	A	W	82	81	
Feb. 23	Air Force	H	W	80	78	
Feb. 26	West Texas State	A	W	83	73	
Feb. 28	New Mexico State	A	L	92	104	
Mar. 4	BYU	A	W	86	73	
Mar. 7	UTEP	NCAA N2	W	91	81	
Mar. 12	Santa Clara	NCAA N3	W	69	68	
Mar. 14	UCLA	NCAA N3	L	79	101	

N1-Milwaukee

N2-Provo, Utah

N3-Seattle

1970-71

Record: 20-7

Home: 13-3 Away: 4-4 Neutral: 3-0

NCAA Tournament Participant

Dec. 1	Ohio State	H	W	95	89
Dec. 2	West Texas State	H	L	78	81
Dec. 5	Utah	H	W	94	77
Dec. 7	UC Santa Barbara	H	W	66	64
Dec. 10	Gonzaga	H	W	80	74
Dec. 12	St. Francis	H	W	116	84
Dec. 19	BYU	A	L	83	111
Dec. 21	Fresno State	H	W	92	69
Dec. 28	Bowling Green	ACT N1	W	65	62
Dec. 29	Wichita State	ACT N1	W	84	78
Dec. 30	LSU	ACT N1	W	97	81
Jan. 9	Denver	H	W	82	73
Jan. 11	Montana State	A	W	86	70
Jan. 14	Portland	H	W	90	67
Jan. 16	Seattle	H	W	104	81
Jan. 21	Utah	A	W	102	92
Jan. 23	BYU	H	W	72	70
Jan. 25	Long Island University	H	W	82	74
Jan. 30	Air Force	A	L	72	76
Feb. 1	Montana State	H	W	98	68
Feb. 6	New Mexico State	A	L	90	93
Feb. 8	Tulane	A	W	103	81
Feb. 13	Seattle	A	W	99	85
Feb. 15	Denver	A	L	74	96
Feb. 23	Weber State	H	L	62	63
Feb. 27	New Mexico State	H	W	77	67
Mar. 13	BYU	NCAA H	L	82	91

N1-Oklahoma City, Okla.



Coach:
T.L. Plain
(1972-73)
28-24, .538
Two Seasons

1971-72

Record: 12-14

Home: 8-5 Away: 4-9

Dec. 1	Augustana	H	W	100	71
Dec. 4	Utah	A	L	74	93
Dec. 6	Ohio State	A	L	60	71
Dec. 9	West Texas State	H	W	100	82
Dec. 18	Kent State	H	W	68	61
Dec. 20	Seattle	A	L	77	90
Dec. 22	BYU	H	L	84	87
Dec. 27	Arkansas	BBC	H	W	OT 95
Dec. 28	Wyoming	BBC	H	L	85 92
Dec. 30	Colorado State	A	L	68	81
Jan. 1	Evansville	A	W	90	89
Jan. 8	Seattle	H	L	66	70
Jan. 13	Weber State	H	L	67	69
Jan. 20	Utah	H	L	59	66
Jan. 22	BYU	A	L	82	101
Jan. 27	Portland	A	W	OT 87	84
Jan. 31	California	H	W	96	87
Feb. 5	New Mexico State	H	L	92	102
Feb. 7	Montana State	A	W	87	86
Feb. 12	Denver	H	W	97	74
Feb. 21	Montana State	H	W	100	76
Feb. 24	West Texas State	A	L	80	82

1970-71

Record: 20-7 • NCAA Tournament (0-1)



Front Row (L-R): Assistant Coach Dale Brown, Bryan Pavlish, Pat Cooley, Ken Thompson, Jeff Tebbs, Terry Wakefield, Head Coach Ladell Andersen. **Back Row (L-R):** Trainer Dick Melhart, Assistant Coach Gordon "Dutch" Belnap, Ed Epps, Dave Andersen, Walter Bees, Lafayette Love, Marvin Roberts, Robert Lauriski, Ron Hatch, Nate Williams.

Feb. 26	New Mexico State	A	L	88	108
Feb. 28	Colorado State	H	W	93	84
Mar. 1	Weber State	A	W	67	65
Mar. 2	Denver	A	L	85	94

1972-73

Record: 16-10

Home: 12-3 Away: 4-7

Nov. 24	Colorado State	H	W	63	54
Nov. 25	Indiana State	H	W	OT	97
Dec. 1	Wisconsin-Stout	H	W	88	70
Dec. 4	Seattle	A	L	69	73
Dec. 9	Utah	H	W	78	67
Dec. 16	BYU	A	L	80	88
Dec. 20	San Francisco	H	L	77	82
Dec. 23	CS Fullerton	H	W	115	60
Dec. 29	LSU	BBC	H	W	104
Dec. 30	Pacific	BBC	H	W	102
Jan. 4	Southern Miss	A	W	OT	91
Jan. 6	Tulane	A	L	80	91
Jan. 8	Texas Tech	H	W	84	76
Jan. 11	Weber State	H	W	81	75
Jan. 13	Colorado State	A	L	70	87
Jan. 18	Utah	A	L	74	76
Jan. 20	BYU	H	L	69	79
Jan. 26	Nevada	A	W	94	88
Jan. 27	UC Santa Barbara	A	L	69	82
Feb. 3	Denver	A	W	91	84
Feb. 5	Seattle	H	W	108	82
Feb. 10	Denver	H	L	83	95
Feb. 17	Air Force	A	W	84	58
Feb. 24	Houston Baptist	H	W	97	78
Feb. 28	Weber State	A	L	67	75
Mar. 3	Idaho State	H	W	83	78



Coach:
Dutch Belnap
(1974-79)
106-58, .646
Six Seasons

1973-74

Record: 16-10

Home: 14-0 Away: 1-9 Neutral: 1-1

Nov. 30	Doane College	H	W	93	69
Dec. 1	Trinity	H	W	76	67
Dec. 3	Seattle	H	W	71	66
Dec. 8	Utah	A	L	85	93
Dec. 14	Temple VC	N1	L	61	70
Dec. 15	DePaul VC	N1	W	102	93
Dec. 17	Colorado State	H	W	74	67
Dec. 22	BYU	A	W	87	86
Dec. 29	Arizona State	A	L	72	76
Dec. 31	Texas Tech	A	L	65	75
Jan. 9	Colorado State	A	L	61	63
Jan. 10	Nevada	H	W	91	75
Jan. 11	Wyoming	A	L	67	73
Jan. 17	Utah	H	W	84	79
Jan. 19	BYU	H	W	93	86
Jan. 24	Weber State	H	W	87	64
Jan. 26	Idaho State	A	L	78	82
Jan. 28	Denver	H	W	88	87
Feb. 2	Southern Miss	H	W	121	84
Feb. 7	Wis.-Milwaukee	H	W	87	56
Feb. 9	Tulane	H	W	105	86
Feb. 11	Seattle	A	L	57	64

Feb. 16	Air Force	H	W	78	64
Feb. 23	Denver	A	L	92	98
Feb. 27	Weber State	A	L	2OT	87 89
Mar. 2	Boise State	H	W	83	67
N1-Knoxville, Tenn.					

1974-75

Record: 21-6

Home: 13-1 Away: 8-4 Neutral: 0-1

NCAA Tournament Participant

Dec. 2	Boise State	A	L	87	96
Dec. 7	Pacific	H	W	87	73
Dec. 9	Seattle	H	W	83	72
Dec. 13	Colorado State	H	W	71	70
Dec. 17	Utah	H	L	82	88
Dec. 19	Fresno State	A	L	77	79
Dec. 21	Stanford	A	W	77	74
Dec. 28	BYU	A	W	83	79
Dec. 30	Santa Clara	H	W	98	74
Jan. 4	Utah	A	L	77	83
Jan. 6	NE Louisiana	H	W	87	85
Jan. 11	Idaho State	H	W	89	70
Jan. 13	Boise State	H	W	102	87
Jan. 16	Colorado State	A	W	76	71
Jan. 18	Air Force	A	W	81	67
Jan. 22	Weber State	H	W	92	66
Jan. 25	Denver	A	W	114	89
Jan. 28	Wyoming	H	W	84	69
Feb. 1	BYU	H	W	92	84
Feb. 8	Denver	H	W	87	81
Feb. 10	Seattle	A	W	63	61
Feb. 18	Oral Roberts	H	W	91	83
Feb. 21	New Orleans	A	W	96	90
Feb. 22	Southern Miss	A	L	87	94
Mar. 4	Montana State	H	W	95	69
Mar. 5	Weber State	A	W	OT	72 70
Mar. 15	Montana	NCAANI	L	63	69
N1-Pullman, Wash.					

1975-76

Record: 14-12

Home: 8-3 Away: 5-7 Neutral: 1-2

Nov. 28	Montana	H	W	66	62
Dec. 1	Oregon State	H	*	66	81
Dec. 6	Utah	A	W	71	64
Dec. 13	Oregon State	A	*	64	80
Dec. 15	Seattle	A	L	66	75
Dec. 17	BYU	H	W	87	76
Dec. 20	Colorado State	H	W	87	81
Dec. 28	North Texas	ACT	N1	W	105 87
Dec. 29	Centenary	ACT	N1	L	73 89
Dec. 30	E. Kentucky	ACT	N1	L	69 76
Jan. 3	Idaho State	A	L	74	82
Jan. 8	Utah	H	L	80	82
Jan. 10	BYU	A	W	75	73
Jan. 14	Colorado State	A	W	72	62
Jan. 16	Montana State	A	L	69	74
Jan. 21	Weber State	H	W	75	74
Jan. 24	Santa Clara	A	L	52	56
Jan. 26	Pacific	A	L	61	62
Jan. 29	Denver	H	W	100	90
Jan. 31	Seattle	H	L	73	79
Feb. 10	Mesa State	H	W	96	79
Feb. 14	Air Force	H	W	71	63
Feb. 19	Denver	A	W	OT	94 93
Feb. 21	Oral Roberts	A	L	63	82
Feb. 24	Weber State	A	L	65	80
Feb. 28	New Orleans	H	L	75	79

N1-Oklahoma City, Okla.
*-Forfeited to Utah State.**1974-75**

Record: 21-6 • NCAA Tournament (0-1)



Front Row (L-R): Assistant Coach Rod Tueller, Head Coach Dutch Belnap, Assistant Coach Jim Harrick. **Back Row (L-R):** Equipment Manager Ken Seamons, Mike Rock, Blair Martineau, Craig Taylor, Ray Thompson, Jimmy Moore, Mark Tenhoeve, Ed Gregg, Mike Santos, Rich Haws, Darryl Owens, Jeff Meyer, Blair Reed, Gary Malmrose, Manager Wes Larsen.

1978-79

Record: 19-11 • NCAA Tournament (0-1)



Front Row (L-R): Rawlee Perkins, Keith Hood, Dave McCall, Haakon Austefjord, Dean Hunger, Preston Bailles, Leo Cunningham, Mark Miller, Brain Jackson, Craig Taylor, Russ Hafen, Keith McDonald, Rich McElrath, Steve Pinegar.

1976-77

Record: 15-12

Home: 12-3 Away: 2-9 Neutral: 1-0

Nov. 29	Colorado State	H	W	58	57
Dec. 1	Regis	H	W	87	69
Dec. 4	BYU	H	W	OT	95 93
Dec. 7	Boise State	H	W	92	68
Dec. 10	Weber State	H	L	67	72
Dec. 14	Utah	H	W	92	90
Dec. 18	Washington	A	L	66	76
Dec. 20	Indiana INC	A	L	71	79
Dec. 21	Texas Tech INC	N1	W	78	68
Dec. 29	UCLA	A	L	68	88
Jan. 1	Utah	A	L	78	102
Jan. 4	CS Bakersfield	H	W	110	89
Jan. 6	CS Northridge	H	W	74	63
Jan. 8	BYU	A	L	77	85
Jan. 11	Idaho State	H	L	84	86
Jan. 18	Weber State	A	L	76	89
Jan. 20	Denver	H	W	94	81
Jan. 25	CS Stanislaus	H	W	97	62
Jan. 29	Stanford	H	W	103	84
Feb. 5	UC Santa Barbara	H	W	78	69
Feb. 8	Montana	A	L	67	73
Feb. 12	Air Force	A	W	74	69
Feb. 15	Portland State	H	W	96	88
Feb. 19	UC Santa Barbara	A	L	OT	78 88
Feb. 21	Colorado State	A	L	67	75
Feb. 22	Denver	A	W	88	77
Mar. 1	Arizona State	H	L	71	78
N1-Bloomington, Ind.					

1977-78

Record: 21-7

Home: 16-1 Away: 5-6

National Invitation Tournament Participant					
Nov. 28	Colorado State	H	W	83	66
Dec. 1	Fresno State	H	W	60	50
Dec. 3	Midwestern State	H	W	95	55
Dec. 7	Wisconsin-Parkside	H	W	73	58
Dec. 10	Weber State	A	L	OT	79 84
Dec. 17	Washington	H	W	91	85
Dec. 19	West Texas State	H	W	80	62
Dec. 21	BYU	H	W	91	89
Dec. 23	Utah	A	W	73	71
Jan. 3	Farleigh Dickinson	H	W	79	44
Jan. 5	Utah	H	L	OT	76 83
Jan. 7	BYU	A	L	2OT	84 85
Jan. 12	Idaho State	H	W	75	73
Jan. 14	James Madison	H	W	102	66
Jan. 17	Weber State	H	W	74	65
Jan. 20	Nevada	A	L	65	73
Jan. 21	Boise State	A	W	80	73
Jan. 28	Air Force	H	W	80	70
Jan. 31	St. Mary's (Calif.)	H	W	82	75
Feb. 3	Denver	H	W	86	66
Feb. 6	Montana State	H	W	93	77
Feb. 14	Idaho State	A	L	81	84
Feb. 18	Denver	A	W	82	72
Feb. 20	Colorado State	A	L	62	63
Feb. 25	Portland State	A	W	113	87
Feb. 27	Montana	H	W	89	68
Mar. 3	St. Mary's (Calif.)	A	W	96	80
Mar. 8	Nebraska NIT	A	L	66	67

1978-79

Record: 19-11 PCAA: 9-5, 1-2nd place

Home: 13-1 Away: 3-8 Neutral: 3-2

NCAA Tournament Participant

Nov. 28	Utah	A	L	OT	81	84
Dec. 1	Iona	CAC N1	L		61	73
Dec. 2	W. Michigan	CAC N1	W		93	85
Dec. 4	South Dakota State	H	W		84	76
Dec. 6	BYU	A	L		80	99
Dec. 9	Boise State	H	W		84	75
Dec. 11	Colorado	H	W		91	70
Dec. 16	Weber State	A	W		76	70
Dec. 18	Portland State	H	W		94	68
Dec. 23	Weber State	H	L		64	73
Jan. 3	Utah	H	W		80	72
Jan. 6	BYU	H	W		84	68
Jan. 9	Fresno State	PC	H	W	56	49
Jan. 11	Pacific	PC	A	L	2OT	82 86
Jan. 14	Fresno State	PC	A	W	64	62
Jan. 18	Long Beach State	PC	H	W	95	84
Jan. 20	UC Santa Barbara	PC	H	W	83	81
Jan. 25	San Jose State	PC	A	L	85	101
Jan. 27	San Jose State	PC	H	W	84	69
Feb. 1	CS Fullerton	PC	H	W	85	70
Feb. 3	UC Irvine	PC	H	W	65	54
Feb. 8	UC Irvine	PC	A	L	54	56
Feb. 10	CS Fullerton	PC	A	W	66	64
Feb. 15	Long Beach State	PC	A	L	OT	88 92
Feb. 18	UC Santa Barbara	PC	A	L	73	86
Feb. 22	Pacific	PC	H	W	84	77
Mar. 1	San Jose State	PCT N2	W		85	78
Mar. 2	Fresno State	PCT N2	W		81	74
Mar. 3	Pacific	PCT N2	L		73	82
Mar. 9	Southern Cal	NCAA A	L		67	86
N1-Syracuse, N.Y.						
N2-Anaheim, Calif.						

1979-80

Record: 19-8 • PCAA Champions • NCAA Tournament (0-1)



Front Row (L-R): Assistant Coach Tom Stewart, Head Coach Rod Tueller, Assistant Coach Dana Pagett, Graduate Assistant Pete Mathesius. **Back Row (L-R):** Trainer Dave Slack, Larry Bergeson, Steve Pinegar, Keith Hood, Craig Taylor, Brian Jackson, Dean Hunger, Leo Cunningham, Mark Miller, Gary Beck, Haakon Austefjord, Edgar Wickliffe, Rich McElrath, Lance Washington, Manager Dee Jones.



Coach:
Rod Tueller
(1980-88)
139-120, .537
Nine Seasons

1979-80

Record: 19-8 PCAA: 11-2, 1st place

Home: 11-2 Away: 7-4 Neutral: 1-2

PCAA Regular Season Champion

NCAA Tournament Participant

Nov. 30	Weber State	H	W	OT	91	84	
Dec. 4	Utah	A	*		74	88	
Dec. 6	Weber State	A	L		73	79	
Dec. 10	Nevada	H	W		113	95	
Dec. 13	Idaho State	H	W		87	77	
Dec. 15	Colorado	A	L		79	84	
Dec. 19	Utah	H	W		96	88	
Dec. 22	BYU	H	L		84	89	
Dec. 28	LaSalle	LC	N1	W	89	88	
Dec. 29	New Mexico	LC	A	W	117	83	
Jan. 5	Redlands	H	W		101	59	
Jan. 10	Fresno State	PC	H	W	78	65	
Jan. 12	Pacific	PC	H	W	90	86	
Jan. 17	UC Santa Barbara	PC	A	W	88	84	
Jan. 19	Long Beach State	PC	A	W	OT	100	92
Jan. 24	San Jose State	PC	H	W	OT	95	92
Jan. 27	San Jose State	PC	A	L	67	69	
Jan. 31	CS Fullerton	PC	H	L	88	96	
Feb. 2	UC Irvine	PC	H	W	98	81	
Feb. 7	UC Irvine	PC	A	W	OT	87	83
Feb. 9	CS Fullerton	PC	A	W	69	67	
Feb. 12	BYU	A	L		83	84	
Feb. 14	Long Beach State	PC	H	W	96	90	
Feb. 16	UC Santa Barbara	PC	H	W	54	51	
Feb. 21	Pacific	PC	A	W	91	78	
Feb. 29	San Jose State	PCT	N1	L	68	94	
Mar. 6	Clemson	NCAAN2	L		73	76	

N1-Albuquerque, N.M.

N2-Ogden, Utah (West Regional)

*Forfeited to Utah State

1980-81

Record: 12-16 PCAA: 5-9, 15th place

Home: 6-6 Away: 5-9 Neutral: 1-1

Nov. 28	St. Martin's	H	W		78	47
Dec. 4	Weber State	A	W		81	66
Dec. 6	BYU	H	L		79	82
Dec. 9	Utah	H	L		81	83
Dec. 16	Utah	A	L		74	99
Dec. 19	Michigan State	IBC	N1	W	74	70
Dec. 20	Washington	IBC	N1	W	80	78
Dec. 27	BYU	A	L		89	104
Dec. 30	Idaho State	A	L		69	74
Jan. 3	Weber State	H	W		82	69
Jan. 8	East Central Oklahoma	H	W		107	63
Jan. 10	Portland State	A	L		85	93
Jan. 15	Fresno State	PC	H	L	62	79
Jan. 17	Pacific	PC	H	W	106	89
Jan. 22	UC Santa Barbara	PC	A	W	78	72
Jan. 24	CS Fullerton	PC	A	W	68	67
Jan. 29	San Jose State	PC	A	L	64	68
Jan. 31	San Jose State	PC	H	L	71	82

Feb. 5	Long Beach State	PC	A	L	78	79
Feb. 7	UC Irvine	PC	A	L	2OT	110 117
Feb. 12	UC Irvine	PC	H	L	99	101
Feb. 14	Long Beach State	PC	H	W	105	91
Feb. 19	CS Fullerton	PC	H	W	77	73
Feb. 21	UC Santa Barbara	PC	H	L	79	81
Feb. 26	Pacific	PC	A	L	91	101
Feb. 28	Fresno State	PC	A	L	58	82
Mar. 5	UC Irvine	PCT	N2	W	93	90
Mar. 6	Fresno State	PCT	N2	L	57	71

N1-Providence, R.I.

N2-Anaheim, Calif.

1981-82

Record: 4-23 PCAA: 2-12, 8th place

Home: 3-8 Away: 1-12 Neutral: 0-3

Nov. 28	Utah	A	L		73	87
Dec. 3	Montana	A	L		46	61
Dec. 5	Montana State	A	L		51	55
Dec. 8	BYU	H	L		43	51
Dec. 12	Weber State	A	L		61	86
Dec. 18	Seton Hall	KI	N1	L	77	85
Dec. 19	Jacksonville	KI	N1	L	82	89
Dec. 23	Utah	H	W		88	78
Dec. 26	BYU	A	W		79	74
Dec. 30	Idaho State	H	L		70	74
Jan. 2	Weber State	H	L		78	83
Jan. 7	West Texas State	A	L		81	90
Jan. 14	San Jose State	PC	A	L	49	56
Jan. 16	Fresno State	PC	A	L	50	71
Jan. 21	Long Beach State	PC	H	W	90	82
Jan. 23	UC Irvine	PC	H	L	68	71
Jan. 28	Pacific	PC	A	L	78	100
Jan. 30	Pacific	PC	H	W	88	60
Feb. 4	UC Santa Barbara	PC	H	L	62	63

1982-83

Record: 20-9 • NCAA Tournament (0-1)



Front Row (L-R): Joel Rotta, Jerome Wiley, Dave Belshe, Michael "Pokey" McCullough, Scott Harries, Eric Petersen, Mark Cutler, Ron Hansen, Gary Beck, Ron Ence, Greg Grant, Chris McMullin, Bob DeMarco, Lance Washington.

Feb. 6	CS Fullerton	PC	H	L	68	72
Feb. 11	UC Santa Barbara	PC	A	L	77	92
Feb. 13	CS Fullerton	PC	A	L	63	66
Feb. 19	Long Beach State	PC	A	L	54	73
Feb. 20	UC Irvine	PC	A	L	72	104
Feb. 25	San Jose State	PC	H	L	47	55
Feb. 27	Fresno State	PC	H	L	61	73
Mar. 3	UC Irvine	PCT	N2	L	64	90

N1-Lexington, Ky.

N2-Anaheim, Calif.

1982-83

Record: 20-9 PCAA: 10-6, 3rd place

Home: 14-2 Away: 6-5 Neutral: 0-2

NCAA Tournament Participant

Nov. 26	Midwestern	H	W		99	77	
Nov. 27	CS Northridge	H	W		100	63	
Nov. 30	BYU	A	W		75	69	
Dec. 4	Weber State	A	L		57	83	
Dec. 8	Utah	H	W		86	65	
Dec. 11	Idaho State	H	W		60	54	
Dec. 14	BYU	H	W		80	68	
Dec. 16	Weber State	H	W		74	62	
Dec. 23	Utah	A	W		67	66	
Dec. 28	San Diego	BBC	H	W	65	50	
Dec. 29	Texas Christian	BBC	H	W	84	59	
Jan. 6	UNLV	PC	H	L	OT	77	89
Jan. 8	San Jose State	PC	H	W	77	68	
Jan. 13	UC Santa Barbara	PC	H	W	84	73	
Jan. 15	Pacific	PC	H	W	91	75	
Jan. 20	Fresno State	PC	A	L	62	66	
Jan. 22	Pacific	PC	A	W	85	62	
Jan. 27	Long Beach State	PC	A	W	77	74	
Jan. 29	UC Irvine	PC	A	L	76	78	
Feb. 3	Fresno State	PC	H	W	65	57	
Feb. 10	San Jose State	PC	A	W	76	65	
Feb. 12	UC Irvine	PC	H	L	85	90	
Feb. 17	CS Fullerton	PC	H	W	67	59	
Feb. 19	UNLV	PC	A	L	78	111	
Feb. 24	UC Santa Barbara	PC	A	W	OT	94	91
Feb. 26	CS Fullerton	PC	A	L	71	75	
Mar. 5	Long Beach State	PC	H	W	81	76	
Mar. 10	San Jose State	PCT	N1	L	66	80	
Mar. 18	Iowa	NCAAN2	L		59	64	

N1-Los Angeles

N2-Louisville, Ky. (Midwest Regional)

1983-84

Record: 19-11 PCAA: 12-6, 4th place

Home: 10-3 Away: 9-6 Neutral: 0-2

National Invitation Tournament Participant

Nov. 26	BYU		H	W	90	78
Dec. 3	Weber State		H	L	73	74
Dec. 9	BYU	CC	A	W	83	81
Dec. 10	Lamar	CC	N1	W	59	58
Dec. 13	Utah		A	W	66	64
Dec. 16	Illinois State	INC	N2	L	74	80
Dec. 17	Texas A&M	INC	N2	L	73	78
Dec. 20	Utah		H	W	95	86
Dec. 22	Weber State		A	W	69	63
Jan. 5	Cal State Fullerton	PC	A	L	65	82
Jan. 8	UC Santa Barbara	PC	A	W	65	50
Jan. 12	UC Irvine	PC	H	W	71	68
Jan. 14	UNLV	PC	H	L	88	93
Jan. 19	New Mexico State	PC	A	L	OT	94
Jan. 21	Long Beach State	PC	A	W	94	69
Jan. 28	San Jose State	PC	A	W	79	70
Jan. 30	Fresno State	PC	H	W	60	58

1987-88

Record: 21-10 • PCAA Tournament Champions • NCAA Tournament (0-1)



Front Row (L-R): Manager Mark Seegmiller, Jon Judkins, Reid Newey, Doug Gotcher, Kevin Nixon, Jeff Anderson, Chris Sheehan, Manager Ken Christensen. **Back Row (L-R):** Equipment manager Ken Seamons, Assistant Coach Kohn Smith, Assistant Coach Jimmy Moore, Jerry Davis, Dan Conway, Stan Pepek, Greg Houskeeper, Darren Johnson, Gilbert Pete, Nathan Grant, Trainer Dale Mildenberger, Head Coach Rod Tueller, Trainer Shauna Bolliger.

Feb. 2	UC Santa Barbara	PC	H	W	79	72
Feb. 4	CS Fullerton	PC	H	W	71	66
Feb. 6	Pacific	PC	H	W	87	72
Feb. 9	UNLV	PC	A	L	75	97
Feb. 11	UC Irvine	PC	A	L	67	69
Feb. 16	Long Beach State	PC	H	W	80	70
Feb. 18	New Mexico State	PC	H	W	95	88
Feb. 23	San Jose State	PC	H	W	68	60
Feb. 25	Fresno State	PC	A	L	62	83
Feb. 29	Pacific	PC	A	W	83	76
Mar. 8	New Mexico State	PCT	N3	W	79	77
Mar. 9	UNLV	PCT	N3	L	78	91
Mar. 14	SW Louisiana	NIT	H	L	92	94

N1-Provo, Utah
N2-Bloomington, Ind.
N3-Los Angeles, Calif.

1984-85

Record: 17-11 PCAA: 10-8, t-4th place
Home: 10-3 Away: 7-7 Neutral: 0-1

Nov. 24	Utah	A	W	93	92
Nov. 26	CS Northridge	H	W	100	77
Dec. 1	Weber State	A	L	70	77
Dec. 4	BYU	A	W	97	93
Dec. 8	Utah	H	W	92	79
Dec. 11	BYU	H	W	OT	92
Dec. 14	Weber State	H	W	104	83
Dec. 21	Idaho State	A	W	94	85
Dec. 28	LSU	A	L	71	103
Jan. 2	UNLV	PC	H	L	3OT
Jan. 5	UC Irvine	PC	H	L	73
Jan. 10	UC Santa Barbara	PC	A	W	78
Jan. 12	CS Fullerton	PC	A	L	72
Jan. 19	San Jose State	PC	H	W	80
Jan. 21	Pacific	PC	A	L	89
Jan. 23	Fresno State	PC	H	L	75
Jan. 28	Pacific	PC	H	W	73
Jan. 31	UC Irvine	PC	A	W	87
Feb. 2	UNLV	PC	A	L	83
Feb. 6	Long Beach State	PC	H	W	86
Feb. 9	New Mexico State	PC	A	W	80
Feb. 14	CS Fullerton	PC	H	W	73
Feb. 16	UC Santa Barbara	PC	H	W	67
Feb. 21	Fresno State	PC	A	L	58
Feb. 23	San Jose State	PC	A	L	2OT
Feb. 28	Long Beach State	PC	A	W	81
Mar. 2	New Mexico State	PC	H	W	105
Mar. 7	San Jose State	PCT	N1	L	56

N1-Los Angeles, Calif.

1985-86

Record: 12-16 PCAA: 8-10, t-6th place
Home: 7-6 Away: 4-9 Neutral: 1-1

Nov. 23	Utah	A	W	OT	87	84	
Nov. 29	Weber State	H	L		85	92	
Dec. 3	BYU	H	W		82	80	
Dec. 6	Murray State	ILC	N1	W	75	74	
Dec. 7	Illinois	ILC	A	L	64	115	
Dec. 10	BYU	A	A	W	88	76	
Dec. 14	Weber State	A	L		76	108	
Dec. 18	Georgia	H	L		74	99	
Dec. 28	Utah	H	L		56	61	
Jan. 2	UNLV	PC	A	L	2OT	94	100
Jan. 4	UC Irvine	PC	A	L		82	96
Jan. 9	CS Fullerton	PC	H	W	OT	82	76
Jan. 11	UC Santa Barbara	PC	H	L		52	66
Jan. 18	San Jose State	PC	H	W		80	67

Jan. 23	Fresno State	PC	A	L	64	70
Jan. 25	Pacific	PC	A	L	60	61
Jan. 30	UC Irvine	PC	H	L	79	89
Feb. 1	UNLV	PC	H	L	79	87
Feb. 6	Long Beach State	PC	H	W	119	95
Feb. 8	New Mexico State	PC	H	W	63	55
Feb. 13	CS Fullerton	PC	A	W	74	68
Feb. 15	UC Santa Barbara	PC	A	L	83	84
Feb. 17	San Jose State	PC	A	L	69	81
Feb. 20	Fresno State	PC	H	W	78	66
Feb. 22	Pacific	PC	H	W	78	77
Feb. 27	Long Beach State	PC	A	L	OT	92
Mar. 1	New Mexico State	PC	A	W	65	63
Mar. 6	New Mexico State	PCT	N2	L	71	74
N1-Champaign, Ill.						
N2-Los Angeles, Calif.						

N1-Champaign, Ill.
N2-Los Angeles, Calif.

1986-87

Record: 15-16 PCAA: 8-10, 7th place
Home: 10-3 Away: 3-10 Neutral: 2-3

Home: 10-5 Away: 3-10 Neutral: 2-3						
Nov. 28	Washington	GAS	N1	W	81	72
Nov. 29	Northeastern	GAS	N1	L	91	96
Nov. 30	North Carolina St.	GAS	N1	L	82	94
Dec. 3	BYU		A	L	86	100
Dec. 5	Grambling State		H	W	100	80
Dec. 9	Utah		A	L	79	92
Dec. 13	Weber State		A	W	84	75
Dec. 16	BYU		H	L	93	97
Dec. 20	Weber State		H	W	76	67
Dec. 22	Fordham	MLC	N2	W	OT	93 88
Dec. 23	San Francisco	MLC	A	W	91	82
Dec. 27	Utah		H	W	81	75
Jan. 3	New Mexico State	PC	H	W	77	69
Jan. 5	Long Beach State	PC	H	L	OT	91 94
Jan. 8	UC Irvine	PC	A	L	96	118
Jan. 10	UNLV	PC	A	L	94	117
Jan. 15	Fresno State	PC	A	L	68	70
Jan. 17	Pacific	PC	A	W	69	73
Jan. 22	CS Fullerton	PC	H	W	2OT	96 95
Jan. 24	UC Santa Barbara	PC	H	W	64	61
Jan. 29	Long Beach State	PC	A	L	66	93
Jan. 31	New Mexico State	PC	A	L	82	85
Feb. 5	UNLV	PC	H	L	78	113
Feb. 7	UC Irvine	PC	H	W	106	103
Feb. 14	San Jose State	PC	H	W	OT	91 86
Feb. 16	Pacific	PC	H	W	85	61
Feb. 19	CS Fullerton	PC	A	L	71	94
Feb. 21	Fresno State	PC	H	W	68	65
Feb. 26	San Jose State	PC	A	L	73	81
Feb. 28	UC Santa Barbara	PC	A	L	71	73
Mar. 5	UC Santa Barbara	PCT	N3	L	79	87

N1-Anchorage, Alaska
N2-San Francisco, Calif.
N3-Los Angeles, Calif.

1987-88

Record: 21-10 PCAA: 13-5, t-2nd place
Home: 10-3 Away: 7-6 Neutral: 4-1

PCAA Tournament Champion					
NCAA Tournament Participant					
Nov. 27	Utah	A	L	64	77
Dec. 1	BYU	H	L	92	96
Dec. 5	Utah	H	W 2OT	76	70
Dec. 11	Murray State	LI	N1	W	74 57
Dec. 12	Texas	LI	A	W	80 75
Dec. 19	BYU	A	L OT	112	121
Dec. 22	Weber State	A	W	107	93

Dec. 29	Weber State	H	W	92	69	
Dec. 31	Kansas State	H	L	69	81	
Jan. 2	Pacific	PC	A	W	78	71
Jan. 4	Fresno State	PC	A	W	90	68
Jan. 7	Long Beach State	PC	H	W	86	81
Jan. 9	New Mexico State	PC	H	W	53	52
Jan. 14	UC Irvine	PC	A	L	81	87
Jan. 16	UC Santa Barbara	PC	A	W	73	72
Jan. 19	UNLV	PC	H	L	83	87
Jan. 21	CS Fullerton	PC	H	W	75	72
Jan. 30	San Jose State	PC	H	W	114	85
Feb. 4	New Mexico State	PC	A	W	78	77
Feb. 6	Long Beach State	PC	A	W	82	75
Feb. 10	UC Santa Barbara	PC	H	W	85	62
Feb. 13	UC Irvine	PC	H	W	102	83
Feb. 18	UNLV	PC	A	L	74	94
Feb. 20	CS Fullerton	PC	A	L	77	80
Feb. 28	San Jose State	PC	A	L	95	96
Mar. 3	Fresno State	PC	H	W	82	69
Mar. 5	Pacific	PC	H	W	102	73
Mar. 10	San Jose State	PCT	N2	W	80	72
Mar. 11	UC Santa Barbara	PCT	N2	W	73	66
Mar. 12	UC Irvine	PCT	N2	W	86	79
Mar. 18	Vanderbilt	NCAAN3	L	77	80	

N1-Austin, Texas
N2-Los Angeles, Calif.
N3-Lincoln, Neb.



Coach:
Kohn Smith
(1989-93)
63-78, .447
Five Seasons

1988-89

Record: 12-16 Big West: 10-8, t-4th place
Home: 8-4 Away: 3-11 Neutral: 1-1

Nov. 30	Kansas State	A	L	67	86		
Dec. 3	Weber State	H	W	106	93		
Dec. 10	Utah	A	L	64	75		
Dec. 15	Utah	H	L	61	76		
Dec. 17	BYU	A	L	85	96		
Dec. 19	Weber State	A	L	74	75		
Dec. 21	BYU	H	L	72	74		
Dec. 28	Detroit	HC	N1	W	80	50	
Dec. 29	Indiana	HC	A1	L	61	73	
Jan. 3	Fresno State	BW	H	L	72	76	
Jan. 5	Pacific	BW	H	W	85	69	
Jan. 8	New Mexico State	BW	A	W	69	66	
Jan. 10	Long Beach State	BW	A	L	69	74	
Jan. 14	UC Santa Barbara	BW	H	W	78	65	
Jan. 16	UC Irvine	BW	H	W	104	71	
Jan. 19	UNLV	BW	A	L	80	102	
Jan. 21	CS Fullerton	BW	A	L	87	96	
Jan. 25	UNLV	BW	H	L	68	94	
Jan. 28	San Jose State	BW	H	W	68	54	
Feb. 2	Long Beach State	BW	H	W	82	69	
Feb. 4	New Mexico State	BW	H	W	92	71	
Feb. 13	UC Santa Barbara	BW	A	L	61	76	
Feb. 16	CS Fullerton	BW	H	W	90	80	
Feb. 23	San Jose State	BW	A	W	70	62	
Feb. 26	Pacific	BW	A	L	84	86	
Mar. 2	UC Irvine	BW	A	W	OT	95	94
Mar. 4	Fresno State	BW	A	L	59	69	
Mar. 9	CS Fullerton	BWT	N2	L	OT	86	87

N1/A1-Indianapolis, Ind.
N2-Long Beach, Calif.

1989-90

Record: 14-16 Big West: 8-10, 5th place
Home: 9-6 Away: 5-8 Neutral: 0-2

Nov. 28	Boise State	H	W	54	45
Nov. 30	BYU	H	L	65	71
Dec. 2	CS Northridge	H	W	95	78
Dec. 6	BYU-Hawaii	H	W	85	70
Dec. 8	Colorado	EST	N1	L	90 104
Dec. 9	George Washington	EST	N1	L	76 83
Dec. 12	BYU	A	L	68	69
Dec. 18	Utah	A	L	59	65
Dec. 20	Weber State	H	W	70	52
Dec. 28	Utah	H	W	79	77
Dec. 30	Weber State	A	W	64	62
Jan. 2	UC Irvine	BW	A	W	80 70
Jan. 4	UC Santa Barbara	BW	A	L	66 91
Jan. 6	CS Fullerton	BW	H	W	OT 83 82
Jan. 13	San Jose State	BW	H	W	77 72
Jan. 15	UC Santa Barbara	BW	H	L	82 91
Jan. 18	Pacific	BW	A	W	OT 72 70
Jan. 20	Fresno State	BW	A	W	68 65
Jan. 25	Long Beach State	BW	H	L	78 79
Jan. 27	New Mexico State	BW	H	L	73 81
Feb. 1	UNLV	BW	A	L	90 124
Feb. 3	CS Fullerton	BW	A	L	77 88
Feb. 10	San Jose State	BW	A	W	88 83
Feb. 17	Pacific	BW	H	W	66 63
Feb. 19	Fresno State	BW	H	W	89 83
Feb. 22	New Mexico State	BW	A	L	84 103

Feb. 24	Long Beach State	BW	A	L	74	82
Mar. 1	UNLV	BW	H	L	82	84
Mar. 3	UC Irvine	BW	H	L	76	80
Mar. 9	Long Beach State	BWT	A	L	68	86
N1-Maui, Hawaii						

1990-91

Record: 11-17 Big West: 8-10, 1-4th place
Home: 8-4 Away: 2-12 Neutral: 1-1

Nov. 24	BYU	A	L	94	98
Dec. 1	BYU	H	L	58	63
Dec. 4	Utah	A	L	76	84
Dec. 8	Boise State	A	L	77	89
Dec. 13	Weber State	H	W	77	62
Dec. 19	Weber State	A	W	82	72
Dec. 21	Air Force	MLC	N1	W	64
Dec. 22	San Francisco	MLC	A	L	79
Dec. 29	Utah	H	L	63	74
Jan. 2	UC Irvine	BW	H	W	111
Jan. 4	UC Santa Barbara	BW	H	W	81
Jan. 7	CS Fullerton	BW	A	L	91
Jan. 9	UNLV	BW	A	L	93
Jan. 17	Pacific	BW	H	W	74
Jan. 19	Fresno State	BW	H	W	91
Jan. 24	Long Beach State	BW	A	L	78
Jan. 26	New Mexico State	BW	A	L	66
Jan. 28	UNLV	BW	H	L	83
Jan. 31	CS Fullerton	BW	H	W	74
Feb. 2	San Jose State	BW	H	W	88
Feb. 9	San Jose State	BW	A	W	69
Feb. 14	Fresno State	BW	A	L	86
Feb. 16	Pacific	BW	A	L	2OT
Feb. 21	New Mexico State	BW	H	L	75
Feb. 23	Long Beach State	BW	H	W	90
Feb. 28	UC Santa Barbara	BW	A	L	82
Mar. 2	UC Irvine	BW	A	L	107
Mar. 8	UC Santa Barbara	BWT	N2	L	76

N1-San Francisco, Calif.
N2-Long Beach, Calif.

1991-92

Record: 16-12 Big West: 10-8, 5th place
Home: 11-3 Away: 4-8 Neutral: 1-1

Nov. 11-12						Away, 4-0 Neutral, 1-1	
Nov. 26	BYU		H	L		66	82
Dec. 3	Utah		H	L		62	71
Dec. 7	Weber State		A	W		92	78
Dec. 10	Utah		A	W	OT	74	72
Dec. 13	BYU	CC	A	L		77	93
Dec. 14	Oral Roberts	CC	N1	W		109	97
Dec. 21	BYU-Hawai'i		H	W		78	74
Dec. 30	Weber State		H	W		84	72
Jan. 4	Fresno State	BW	A	W		88	83
Jan. 9	UC Irvine	BW	H	W		81	63
Jan. 11	CS Fullerton	BW	H	W		89	72
Jan. 13	Rutgers		H	W		78	70
Jan. 16	UC Santa Barbara	BW	A	L		72	74
Jan. 18	Long Beach State	BW	A	L		72	87
Jan. 23	San Jose State	BW	H	W		80	63
Jan. 25	Pacific	BW	H	W		67	60
Jan. 30	UNLV	BW	H	L	OT	80	85
Feb. 6	CS Fullerton	BW	A	L	OT	99	111
Feb. 8	UC Irvine	BW	A	L		75	80
Feb. 10	New Mexico State	BW	A	L		69	75
Feb. 13	Long Beach State	BW	H	W		76	75
Feb. 15	UC Santa Barbara	BW	H	W		70	54
Feb. 20	Pacific	BW	A	L		64	86
Feb. 22	San Jose State	BW	A	W		84	79
Feb. 29	New Mexico State	BW	H	W	OT	85	78
Mar. 3	UNLV	BW	A	L		53	65
Mar. 7	Fresno State	BW	H	W		70	62
Mar. 13	Pacific	BWT	N2	L		69	86

N1-Provo, Utah
N2-Long Beach, Calif.

1992-93

Record: 10-17 Big West: 7-11, 7th place
Home: 7-6 Away: 3-10 Neutral: 0-1

Dec. 2	Montana Tech	H	W	80	49		
Dec. 4	BYU	H	L	83	93		
Dec. 8	Utah	A	L	79	86		
Dec. 12	Weber State	A	L	80	85		
Dec. 18	BYU	A	L	65	89		
Dec. 22	Utah	H	W	85	75		
Dec. 29	Seattle Pacific	H	W	88	76		
Jan. 3	Nevada	BW	A	W	84	61	
Jan. 7	UC Irvine	BW	A	W	70	65	
Jan. 9	CS Fullerton	BW	A	L	71	91	
Jan. 14	UC Santa Barbara	BW	H	W	75	65	
Jan. 16	Long Beach State	BW	H	L	59	65	
Jan. 19	Rutgers	A	L	93	113		
Jan. 23	Pacific	BW	A	L	79	86	
Jan. 26	San Jose State	BW	A	L	OT	79	80
Jan. 30	UNLV	BW	H	L	78	87	
Feb. 1	New Mexico State	BW	H	L	64	76	
Feb. 4	CS Fullerton	BW	H	W	86	61	
Feb. 6	UC Irvine	BW	H	W	81	70	
Feb. 11	Long Beach State	BW	A	L	64	76	
Feb. 13	UC Santa Barbara	BW	A	W	OT	77	75
Feb. 18	Pacific	BW	H	L	62	72	
Feb. 20	San Jose State	BW	H	W	92	79	
Feb. 25	New Mexico State	BW	A	L	60	82	
Feb. 27	UNLV	BW	A	L	86	94	
Mar. 6	Nevada	BW	H	L	87	97	
Mar. 12	UNLV	BWT	N	L	86	104	

N1-Long Beach, Calif.



Coach:
Larry Eustachy
(1994-98)
98-53, .649
Five Seasons

1993-94

Record: 14-13 Big West: 11-7, T-2nd place
Home: 10-3 Away: 3-8 Neutral: 1-2

Dec. 3	Colorado State	A	L	65	78		
Dec. 7	Weber State	H	L	86	87		
Dec. 11	Chadron State	H	W	109	71		
Dec. 14	BYU	A	L	65	78		
Dec. 18	Lewis-Clark State	A	W	66	53		
Dec. 22	Utah	A	L	55	61		
Dec. 28	Old Dominion	CS	N1	W	77	74	
Dec. 29	Wyoming	CS	N1	L	OT	69	73
Jan. 3	Pacific	BW	H	W	74	65	
Jan. 5	San Jose State	BW	H	W	57	48	
Jan. 8	Long Beach State	BW	A	L	70	89	
Jan. 10	UC Santa Barbara	BW	A	L	33	53	
Jan. 15	CS Fullerton	BW	H	W	59	50	
Jan. 17	UC Irvine	BW	H	L	71	78	
Jan. 20	New Mexico State	BW	A	L	71	82	
Jan. 22	UNLV	BW	A	L	61	67	
Jan. 29	Nevada	BW	A	L	55	65	
Feb. 3	UNLV	BW	H	W	OT	82	81
Feb. 5	New Mexico State	BW	H	W	69	68	
Feb. 10	UC Irvine	BW	A	W	OT	79	77
Feb. 12	CS Fullerton	BW	A	W	59	52	
Feb. 17	Long Beach State	BW	H	W	OT	80	76
Feb. 19	UC Santa Barbara	BW	H	L	60	63	
Feb. 24	San Jose State	BW	A	W	67	64	
Feb. 26	Pacific	BW	A	W	OT	84	79
Mar. 5	Nevada	BW	H	W	71	59	
Mar. 11	UC Irvine	BWT	N2	L	68	78	

N1-Casper, Wyo.
N2-Las Vegas, Nev.

1994-95

Record: 21-8 Big West: 14-4, 1st place
Home: 13-4 Away: 7-3 Neutral: 1-1

Big West Conference Regular Season Champion
National Invitation Tournament Participant

Nov. 18	Simon Fraser	H	W	97	67		
Nov. 26	Boise State	A	L	68	81		
Dec. 1	BYU	H	W	83	59		
Dec. 17	Southern Utah	N1	W	76	63		
Dec. 23	Utah	H	L	71	75		
Dec. 28	Lewis-Clark State	GC	H	W	86	62	
Dec. 29	Idaho State	GC	H	W	67	62	
Jan. 2	Boise State	H	W	66	61		
Jan. 5	San Jose State	BW	A	W	71	62	
Jan. 7	Pacific	BW	A	W	58	57	
Jan. 11	UC Santa Barbara	BW	H	W	75	56	
Jan. 14	CS Fullerton	BW	A	W	84	73	
Jan. 16	UC Irvine	BW	A	W	93	87	
Jan. 19	Long Beach State	BW	H	W	87	67	
Jan. 21	UNLV	BW	H	L	63	69	
Jan. 28	Nevada	BW	H	W	73	57	
Feb. 2	UC Santa Barbara	BW	A	W	64	56	
Feb. 4	Long Beach State	BW	A	L	50	62	
Feb. 9	UC Irvine	BW	H	W	94	67	
Feb. 11	CS Fullerton	BW	H	W	103	71	
Feb. 13	New Mexico State	BW	H	L	2OT	100	104
Feb. 16	UNLV	BW	A	W	76	72	
Feb. 18	New Mexico State	BW	A	W	75	63	

1997-98

Record: 25-8 • Big West Champions • NCAA Tournament (0-1)



Front Row (L-R): Marcus Saxon, Kevin Rice, Justin Jones, Donnie Johnson, Charles Brady, Dave Isaacson, Brandon Birch. **Back Row (L-R):** Tyrone Allick, Rick Randall, Rashad Elliott, Pharoah Davis, Neal Geddes, Michael Jones, Mark Thurston.

Feb. 21	Cal Poly		H	W	106	53
Feb. 25	Nevada	BW	A	L	75	90
Mar. 2	San Jose State	BW	H	W	89	69
Mar. 4	Pacific	BW	H	W	74	64
Mar. 10	UC Irvine	BWT	N2	L	72	76
Mar. 16	Illinois State	NIT	H	L	OT	87
N1-Salt Lake City, Utah						
N2-Las Vegas, Nev.						

1995-96

Record: 18-15 Big West: 10-8, 4th place
Home: 12-3 Away: 5-8 Neutral: 1-4

Nov. 18	Simon Fraser	H	W	67	52		
Nov. 24	Wichita State	BI	N1	L	2OT	61	63
Nov. 25	Valparaiso	BI	N1	L	70	79	
Nov. 26	Hawaii-Hilo	BI	A	W	103	86	
Dec. 2	Lewis-Clark State		H	W	61	57	
Dec. 5	BYU		A	L	52	76	
Dec. 9	Utah		A	L	43	59	
Dec. 16	Weber State	N2	L	OT	79	81	
Dec. 18	Chaminade		H	W	98	52	
Dec. 28	Miss. Valley State	GC	H	W	80	63	
Dec. 29	Southern Miss	GC	H	W	77	65	
Jan. 4	UNLV	BW	A	L	57	66	
Jan. 8	Nevada	BW	A	W	OT	75	71
Jan. 11	Southern Illinois		H	L	69	70	
Jan. 13	Pacific	BW	H	W	2OT	73	71
Jan. 15	San Jose State	BW	H	W	OT	60	58
Jan. 18	Long Beach State	BW	A	L	73	80	
Jan. 20	UC Santa Barbara	BW	A	L	80	85	
Jan. 25	CS Fullerton	BW	H	W	73	49	
Jan. 27	UC Irvine	BW	H	L	72	78	
Jan. 29	New Mexico State	BW	A	W	70	60	
Feb. 3	Nevada	BW	H	W	72	62	
Feb. 8	San Jose State	BW	A	L	65	68	
Feb. 10	Pacific	BW	A	L	57	74	
Feb. 15	UC Santa Barbara	BW	H	W	78	63	
Feb. 17	Long Beach State	BW	H	L	50	71	
Feb. 22	New Mexico State	BW	H	W	76	69	
Feb. 24	CS Fullerton	BW	A	W	66	53	
Feb. 26	UC Irvine	BW	A	L	76	81	
Mar. 2	UNLV	BW	H	W	82	69	
Mar. 8	Nevada	BWT	A	W	70	65	
Mar. 9	Long Beach State	BWT	N3	W	86	73	
Mar. 10	San Jose State	BWT	N3	L	OT	75	76

N1-Hilo, Hawaii
N2-Salt Lake City, Utah
N3-Reno, Nev.

1996-97

Record: 20-9 Big West: 12-4, T-1st Eastern Division
Home: 13-2 Away: 5-6 Neutral: 2-1

Home, 1-5-2 away, 3-6 Neutral, 2-1					
Nov. 16	Simon Fraser		H	W	75 39
Nov. 26	Utah		H	L	41 60
Nov. 30	So. California College		H	W	68 50
Dec. 7	Humboldt State		H	W	69 50
Dec. 10	BYU		A	L	61 64
Dec. 14	Colorado State		H	L	59 62
Dec. 19	Weber State		A	W	80 68
Dec. 21	Wyoming		N1	W	73 72
Dec. 27	Texas Southern	GC	H	W	72 41
Dec. 28	Portland	GC	H	W	63 48
Jan. 2	Nevada	BW	H	W	68 59
Jan. 4	Southern Illinois		A	L	64 67
Jan. 9	Boise State	BW	A	W	OT 73 60
Jan. 12	Idaho		BW	A	W 55 52
Jan. 16	North Texas	BW	H	W	79 56
Jan. 18	New Mexico State	BW	H	W	71 68
Jan. 23	CS Fullerton	BW	A	W	91 80
Jan. 25	Nevada	BW	A	L	59 72
Jan. 30	Cal Poly	BW	H	W	85 74

1999-2000

Record: 28-6 • Big West Champions • NCAA Tournament (0-1)



Front Row (L-R): Bernard Rock, Academic Advisor Bre White, Trainer Mike Williams, Assistant Coach Randy Rahe, Head Coach Stew Morrill, Assistant Coach Don Verlin, Assistant Coach Mark Arce, Manager Darrell Young, Rashawn Thomas. **Back Row (L-R):** K.C. Comadena, Dion Bailey, Tony Brown, Brennan Ray, Brad Wilden, Curtis Bobb, Dan Stewart, Dimitri Jorssen, Chad Evans, Jason Hendrian, Andre Mahorn, Shawn Daniels, Jason Napier, Troy Rolle.

Feb. 1	UC Santa Barbara	BW	H	W	71	63
Feb. 6	Pacific	BW	A	L	OT	71
Feb. 8	Long Beach State	BW	A	L	58	71
Feb. 15	UC Irvine	BW	H	W	87	50
Feb. 20	Idaho	BW	H	W	69	58
Feb. 22	Boise State	BW	H	W	58	41
Feb. 27	New Mexico State	BW	A	L	63	89
Mar. 1	North Texas	BW	A	W	72	53
Mar. 7	UC Santa Barbara	BWT	N2	W	81	66
Mar. 8	Pacific	BWT	N2	L	54	71
N1-Salt Lake City, Utah						
N2-Reno, Nev.						

1997-98

Record: 25-8 Big West: 13-3, 1st Eastern Division

Home: 15-0 Away: 6-7 Neutral: 4-1

Big West Conference Tournament Champion

NCAA Tournament Participant

Nov. 14	Simon Fraser		H	W		79	67
Nov. 17	Minnesota	NIT	A	W		75	64
Nov. 19	Florida State	NIT	A	L		55	66
Nov. 22	Southern Oregon		H	W		111	61
Nov. 29	BYU		H	W		72	69
Dec. 3	Wyoming		A	L		61	67
Dec. 6	San Diego State	N1	W			64	61
Dec. 10	Utah		A	L		55	71
Dec. 20	Long Island		H	W		100	84
Dec. 27	Weber State		H	W		71	65
Dec. 30	Fresno Pacific	GC	H	W		69	51
Dec. 31	Radford	GC	H	W		80	73
Jan. 3	Colorado State		A	L		59	68
Jan. 8	Pacific	BW	H	W		70	62
Jan. 10	Long Beach State	BW	H	W		69	55
Jan. 15	Cal Poly	BW	A	W	OT	91	88
Jan. 17	UC Santa Barbara	BW	A	W	OT	69	66
Jan. 22	Boise State	BW	H	W		70	41
Jan. 24	Idaho	BW	H	W		68	66
Jan. 29	North Texas	BW	A	W		79	64
Jan. 31	New Mexico State	BW	A	L		69	74
Feb. 5	Nevada	BW	H	W		74	52
Feb. 7	CS Fullerton	BW	H	W		69	44
Feb. 12	UC Irvine	BW	A	W		60	51
Feb. 14	Nevada	BW	A	L		62	73
Feb. 19	Idaho	BW	A	W		59	50
Feb. 21	Boise State	BW	A	L		49	57
Feb. 26	New Mexico State	BW	H	W	OT	84	82
Feb. 28	North Texas	BW	H	W		102	76
Mar. 6	Long Beach State	BWT	N2	W		69	61
Mar. 7	CS Fullerton	BWT	N2	W		65	56
Mar. 8	Pacific	BWT	N2	W		78	63
Mar. 12	Maryland	NCAAN3		L		68	82
N1-Salt Lake City, Utah							
N2-Reno, Nev.							
N3-Sacramento, Calif.							



Coach:
Stew Morrill
(1999-)
167-54, .756
Seven Seasons

1998-99

Record: 15-13 Big West: 8-8, T-4th Eastern Division

Home: 13-2 Away: 2-9 Neutral: 0-2

Nov. 9	Simon Fraser	H	W	96	79
Nov. 18	Utah	H	W	62	54

Nov. 20	CO-Colorado Springs	H	W	82	61	
Nov. 24	San Diego State	A	W	63	60	
Nov. 28	Whitworth College	H	W	69	65	
Dec. 5	Colorado State	H	L	61	64	
Dec. 10	Fresno State	A	L	77	82	
Dec. 19	Weber State	N1	L	72	82	
Dec. 29	Norfolk State	GC	H	W	84	71
Dec. 30	Lafayette	GC	H	W	85	67
Jan. 2	BYU	A	L	59	61	
Jan. 7	Pacific	BW	A	L	73	84
Jan. 9	Long Beach State	BW	A	L	55	64
Jan. 14	Cal Poly	BW	H	W	97	73
Jan. 16	UC Santa Barbara	BW	H	L	OT	65
Jan. 21	Boise State	BW	A	W	58	52
Jan. 23	Idaho	BW	A	L	58	77
Jan. 28	North Texas	BW	H	W	92	61
Jan. 30	New Mexico State	BW	H	W	61	54
Feb. 4	Cal State Fullerton	BW	A	L	78	88
Feb. 6	Nevada	BW	A	L	70	79
Feb. 11	UC Irvine	BW	H	W	76	46
Feb. 13	Nevada	BW	H	W	66	60
Feb. 18	Idaho	BW	H	W	68	67
Feb. 20	Boise State	BW	H	W	63	62
Feb. 25	New Mexico State	BW	A	L	52	55
Feb. 27	North Texas	BW	A	L	90	94
Mar. 4	UC Santa Barbara	BWT	N2	L	74	75
N1-Salt Lake City, Utah						
N2-Reno, Nev.						

1999-2000

Record: 28-6 Big West: 16-0, 1st Eastern Division

Home: 15-1 Away: 9-3 Neutral: 4-2

Big West Tournament Champion

NCAA Tournament Participant

Nov. 13	Simon Fraser	H	W	78	57
Nov. 22	Florida	MI	N1	L	58 60

2000-2001

Record: 28-6 • Big West Tournament Champions • NCAA Tournament (1-1)



Front Row (L-R): Calvin Brown, Manager Eric Skinner, Trainer Mike Williams, Assistant Coach Randy Rahe, Head Coach Stew Morrill, Assistant Coach Don Verlin, Assistant Coach Mark Arce, Thomas Vincent. **Back Row (L-R):** Bernard Rock, Michael Stowell, Dion Bailey, Curtis Bobb, Brennan Ray, Dan Stewart, Jeremy Vague, Dimitri Jorssen, Shawn Daniels, Chad Evans, Jason Napier, Toriano Johnson, Tony Brown, Nate Bullen.

Nov. 23	Chaminade	MI	N1	W	70	48
Nov. 24	Southern Cal	MI	N1	W	52	50
Nov. 30	Northern Arizona		A	L	52	64
Dec. 4	UC San Diego		H	L	82	58
Dec. 7	Utah		A	L	42	77
Dec. 9	Northern Arizona		H	W	80	58
Dec. 18	Western State		H	W	93	51
Dec. 21	Weber State		A	L	73	86
Dec. 28	Mercer	GC	H	W	74	55
Dec. 29	San Diego	GC	H	W	OT	68
Jan. 4	Fresno State		H	W	83	66
Jan. 8	BYU		H	A	73	82
Jan. 13	CS Fullerton	BW	H	W	82	70
Jan. 15	UC Irvine	BW	H	W	81	46
Jan. 20	UC Santa Barbara	BW	A	W	61	57
Jan. 22	Cal Poly	BW	A	W	74	62
Jan. 27	Boise State	BW	A	W	75	68
Jan. 30	Idaho	BW	A	W	67	60
Feb. 3	North Texas	BW	H	W	83	70
Feb. 5	New Mexico State	BW	H	W	66	51
Feb. 10	Nevada	BW	H	W	69	54
Feb. 12	Long Beach State	BW	A	W	71	63
Feb. 17	Nevada	BW	A	W	62	53
Feb. 19	Pacific	BW	H	W	64	55
Feb. 24	New Mexico State	BW	A	W	70	66
Feb. 26	North Texas	BW	A	W	76	68
Mar. 2	Idaho	BW	H	W	73	52
Mar. 4	Boise State	BW	H	W	74	62
Mar. 9	Pacific	BWT	N2	W	64	41
Mar. 10	Nevada	BWT	A	W	69	64
Mar. 11	New Mexico State	BWT	N2	W	71	66
Mar. 17	Connecticut	NCAAN3		L	67	75
N1-Lahaina, Hawaii						
N2-Reno, Nev.						
N3-Birmingham, Ala.						

2000-01

Record: 28-6 Big West: 13-3, 2nd Place

Home: 15-0 Away: 7-4 Neutral: 6-2

Big West Tournament Champion

NCAA Tournament Participant

Nov. 17	Santa Clara	TOC	N1	W	76	67
Nov. 18	South Florida	TOC	N1	W	69	66
Nov. 19	Austin Peay	TOC	N1	L OT	76	80
Nov. 25	CO-Colorado Springs	H	W	68	61	
Nov. 29	Idaho State	A	W	59	55	
Dec. 6	Utah	H	W	58	55	
Dec. 9	Montana Tech	H	W	79	29	
Dec. 16	BYU	A	L	67	69	
Dec. 20	UC Riverside	A	W	76	62	
Dec. 23	Weber State	H	W	89	77	
Dec. 29	Albany	GC	H	W	88	43
Dec. 30	Air Force	GC	H	W	59	50
Jan. 4	Cal Poly	BW	A	W	82	69
Jan. 6	Idaho	BW	A	W	80	58
Jan. 11	Long Beach State	BW	H	W	76	60
Jan. 13	Pacific	BW	H	W	73	59
Jan. 16	UC Riverside	H	W	75	45	
Jan. 20	Boise State	BW	H	W	82	64
Jan. 25	Pacific	BW	A	W	62	51
Jan. 27	Idaho	BW	H	W	71	57
Jan. 31	UC Irvine	BW	A	L	51	56
Feb. 2	CS Fullerton	BW	A	W	76	52
Feb. 8	UC Irvine	BW	H	W	67	52
Feb. 10	CS Fullerton	BW	H	W	58	46
Feb. 15	UC Santa Barbara	BW	A	W	71	48
Feb. 17	Long Beach State	BW	A	L	56	71
Feb. 24	Boise State	BW	A	L OT	77	78
Mar. 1	UC Santa Barbara	BW	H	W	83	50
Mar. 3	Cal Poly	BW	H	W	82	55
Mar. 8	CS Fullerton	BWT	N2	W	74	43

2002-2003

Record: 24-9 • Big West Tournament Champions • NCAA Tournament (0-1)



Front Row (L-R): Mark Brown, Calvin Brown, Trainer Mike Williams, Assistant Coach Randy Rahe, Head Coach Stew Morrill, Assistant Coach Don Verlin, Assistant Coach Tim Duryea, K.C. Comadena, Greg Patton. **Back Row (L-R):** Michael Stowell, John Neil, Nate Harris, Desmond Penigar, Ian McVey, Mike Ahmad, Mike Puzey, Spencer Nelson, Chad Evans, Toraino Johnson, Cardell Butler, Ronnie Ross.

Mar. 9	Boise State	BWT N2	W	67	48
Mar. 10	Pacific	BWT N2	W	50	38
Mar. 15	Ohio State	NCAAN3	W OT	77	68
Mar. 17	UCLA	NCAAN3	L	50	75
N1-Fairbanks, Alaska					
N2-Anaheim, Calif.					
N3-Greensboro, N.C.					

2001-02

Record: 23-8 Big West: 13-5, T-1st
Home: 14-2 Away: 7-5 Neutral: 2-1

Big West Regular Season Champion

National Invitation Tournament Participant

Nov. 17	Montana State	A	W	66	51
Nov. 23	Utah	A	W	78	65
Nov. 28	Idaho State	H	W	64	59
Dec. 1	BYU	H	W OT	90	81
Dec. 4	Montana State	H	W	60	55
Dec. 8	Weber State	A	L	64	67
Dec. 15	Western State	H	W	99	43
Dec. 20	CS Northridge	BW	H	73	56
Dec. 22	Pacific	BW	H	81	71
Dec. 28	Centenary	GC	H	74	59
Dec. 29	Idaho State	GC	H	74	56
Jan. 3	Cal Poly	BW	A	58	61
Jan. 5	UC Santa Barbara	BW	A	60	56
Jan. 10	UC Irvine	BW	H	66	67
Jan. 12	Long Beach State	BW	H	70	66
Jan. 17	UC Riverside	BW	A	68	42
Jan. 19	CS Fullerton	BW	A	51	65
Jan. 26	Idaho	BW	A	57	46
Jan. 31	UC Santa Barbara	BW	H	72	64
Feb. 2	Cal Poly	BW	H	85	53
Feb. 7	Long Beach State	BW	A	60	53
Feb. 9	UC Irvine	BW	A	62	61
Feb. 14	CS Fullerton	BW	H	60	45
Feb. 16	UC Riverside	BW	H	59	42
Feb. 23	Idaho	BW	H	65	56
Feb. 28	Pacific	BW	A	51	55
Mar. 2	CS Northridge	BW	A	54	62
Mar. 7	Idaho	BWT N	W	61	41
Mar. 8	Pacific	BWT N	W	69	65
Mar. 9	UC Santa Barbara	BWT N	L	56	60
Mar. 13	Montana State	NIT	H	69	77
N-Anaheim, Calif.					

2002-03

Record: 24-9 Big West: 12-6, 3rd
Home: 12-2 Away: 7-6 Neutral: 5-1

Big West Tournament Champion

NCAA Tournament Participant

Nov. 23	Illinois State	A	W	68	53
Nov. 26	Whitman	H	W	86	52
Nov. 29	Vermont	N1	W	62	59
Nov. 30	Drake	N1	W	73	61
Dec. 1	Hawai'i-Hilo	A	W	71	60
Dec. 7	Jackson State	A	L	57	63
Dec. 14	BYU	A	L	56	66
Dec. 17	Utah	H	W	59	54
Dec. 21	Weber State	H	W	66	64
Dec. 27	Arkansas State	GC	H	72	54
Dec. 28	Idaho State	GC	H	66	59
Jan. 2	CS Northridge	BW	A	59	44
Jan. 4	Pacific	BW	A	54	66
Jan. 9	Cal Poly	BW	H	81	67
Jan. 11	UC Santa Barbara	BW	H	75	59
Jan. 15	UC Irvine	BW	A	73	75
Jan. 18	Long Beach State	BW	A	63	55
Jan. 23	UC Riverside	BW	H	77	58

Jan. 25	CS Fullerton	BW	H	W	61	60
Feb. 1	Idaho	BW	A	W	60	56
Feb. 6	UC Santa Barbara	BW	A	L	50	62
Feb. 8	Cal Poly	BW	A	W	64	63
Feb. 13	UC Irvine	BW	H	L	58	59
Feb. 15	Long Beach State	BW	H	W	95	61
Feb. 20	CS Fullerton	BW	A	W	62	41
Feb. 22	UC Riverside	BW	A	L	65	72
Mar. 1	Idaho	BW	H	L	51	52
Mar. 6	CS Northridge	BW	H	W	69	58
Mar. 8	Pacific	BW	H	W	75	70
Mar. 13	CS Fullerton	BWT N2	W	OT	89	83
Mar. 14	UC Irvine	BWT N2	W		62	55
Mar. 15	Cal Poly	BWT N2	W		57	54
Mar. 20	Kansas	NCAAN3	L		61	64

N1-Hilo, Hawai'i
N2-Anaheim, Calif.
N3-Oklahoma City, Okla.

2003-04

Record: 25-4 Big West: 17-1, T-1st
Home: 15-1 Away: 10-2 Neutral: 0-1

Big West Regular Season Champion

National Invitation Tournament Participant

Nov. 21	Fort Lewis College	H	W	86	54	
Nov. 25	Weber State	A	W	66	60	
Nov. 29	Illinois State	H	W	89	84	
Dec. 3	Utah	A	L	45	56	
Dec. 13	Idaho State	A	W	73	62	
Dec. 18	Jackson State	H	W	67	42	
Dec. 23	BYU	H	W	76	74	
Dec. 29	San Francisco	GC	H	74	48	
Dec. 30	New Mexico State	GC	H	73	57	
Jan. 3	Idaho	BW	H	W	69	56
Jan. 8	UC Santa Barbara	BW	A	W	74	67

2004-2005

Record: 24-8 • Big West Tournament Champions • NCAA Tournament (0-1)



Front Row (L-R): Cass Matheus, Marques Crane, Chris Huber, Tyler Williams, Calvin Brown, Jimmie Edwards, Jaycee Carroll, David Pak, Danny Gray. **Back Row (L-R):** Jason Williams, Tai Wesley, Spencer Nelson, Nate Harris, Matt Formisano, John Neil, Ian McVey.

Jan. 10	Cal Poly	BW	A	W	69	63
Jan. 15	Pacific	BW	H	W	66	51
Jan. 17	CS Northridge	BW	H	W	83	57
Jan. 22	CS Fullerton	BW	A	W	57	49
Jan. 24	UC Riverside	BW	A	W	62	58
Jan. 29	UC Irvine	BW	H	W	57	48
Jan. 31	Long Beach State	BW	H	W	84	46
Feb. 5	Cal Poly	BW	H	W	57	43
Feb. 7	UC Santa Barbara	BW	H	W	63	54
Feb. 12	CS Northridge	BW	A	W	69	47
Feb. 14	Pacific	BW	A	L	60	64
Feb. 19	UC Riverside	BW	H	W OT	77	72
Feb. 21	CS Fullerton	BW	H	W	87	61
Feb. 26	Long Beach State	BW	A	W	67	47
Feb. 28	UC Irvine	BW	A	W	59	56
Mar. 5	Idaho	BW	A	W	64	60
Mar. 12	CS Northridge	BWT	N	L	62	63
Mar. 17	Hawai'i	NIT	H	L	74	85
N-Anaheim, Calif.						

2004-05

Record: 24-8 Big West: 13-5, 2nd
Home: 14-1 Away: 6-5 Neutral: 4-2

Big West Tournament Champion

NCAA Tournament Participant

Nov. 18	Georgia Southern	TOC	N1	W	71	61
Nov. 20	Central Florida	TOC	N1	L	52	55
Nov. 21	Northwestern	TOC	N1	W	64	57
Nov. 27	UC Davis			H W	81	55
Dec. 1	BYU			H W	71	57
Dec. 4	Utah			H W	71	45
Dec. 7	IPFW			A L	59	64
Dec. 11	Weber State			H W	73	56
Dec. 18	BYU			A W	84	62
Dec. 23	Idaho	BW	A	L	62	69
Dec. 29	South Carolina St.	GC	H	W	82	60
Dec. 30	Loyola Marymount	GC	H	W	87	42
Jan. 6	UC Santa Barbara	BW	H	W	80	70
Jan. 8	Cal Poly	BW	H	W	76	65
Jan. 13	Pacific	BW	A	L 2OT	66	73
Jan. 15	CS Northridge	BW	A	L	67	70
Jan. 20	CS Fullerton	BW	H	W	84	60
Jan. 22	UC Riverside	BW	H	W	77	52
Jan. 27	UC Irvine	BW	A	W	77	52
Jan. 29	Long Beach State	BW	A	W	75	44
Feb. 3	Cal Poly	BW	A	W	81	57
Feb. 5	UC Santa Barbara	BW	A	W	80	50
Feb. 10	CS Northridge	BW	H	W	77	57
Feb. 12	Pacific	BW	H	L	63	64
Feb. 17	UC Riverside	BW	A	W	73	48
Feb. 19	CS Fullerton	BW	A	L	60	64
Feb. 24	Long Beach State	BW	H	W	68	52
Feb. 26	UC Irvine	BW	H	W	87	49
Mar. 4	Idaho	BW	H	W	65	43
Mar. 11	CS Fullerton	BWT	N2	W	84	77
Mar. 12	Pacific	BWT	N2	W	65	52
Mar. 17	Arizona	NCAAN3		L	53	66
N1-Fairbanks, Alaska						
N2-Anaheim, Calif.						
N3-Boise, Idaho						

QUICK FACTS

OUTLOOK

AGGIE BIOS

COACHES

OPPONENTS

SEASON REVIEW

RECORDS

UNIVERSITY

2005-2006

Record: 23-9 • NCAA Tournament (0-1)



Front Row (L-R): Humphrey Jackson, Chris Huber, Jaycee Carroll, Everett Morgan, Durrall Peterson, Mike Daniels, Mikel Watson, David Pak. **Back Row (L-R):** Nick Hammer, Chaz Spicer, Nate Bendall, Steve Cobbley, Arvydas Vaitiekus, Cass Matheus, Nate Harris, Chris Session.

2005-06

Record: 23-9 WAC: 11-5, T-2nd
Home: 14-2 Away: 7-6 Neutral: 2-1
NCAA Tournament Participant

NCAA Tournament Participants							
Nov. 19	Oral Roberts	A	W	OT	72	67	
Nov. 21	Middle Tennessee	A	L		59	60	
Nov. 26	Lewis & Clark College	H	W		102	65	
Nov. 30	Utah	A	L		66	67	
Dec. 5	Middle Tennessee	H	W		79	61	
Dec. 10	Weber State	A	W		69	60	
Dec. 17	Hawai'i	WAC	A	L	59	69	
Dec. 20	Oral Roberts	H	W		65	64	
Dec. 22	BYU	H	W		91	80	
Dec. 29	Arkansas-Little Rock	GC	H	W	76	44	
Dec. 30	Binghamton	GC	H	W	81	47	
Jan. 5	San Jose State	WAC	A	W	67	56	
Jan. 7	Fresno State	WAC	A	L	2OT	96	99
Jan. 12	Boise State	WAC	H	W	75	69	
Jan. 14	Idaho	WAC	H	W	83	58	
Jan. 18	Louisiana Tech	WAC	H	W	64	55	
Jan. 23	Nevada	WAC	A	W	59	53	
Jan. 27	South Dakota State	H	W		72	51	
Jan. 30	Hawai'i	WAC	H	W	63	52	
Feb. 2	New Mexico State	WAC	A	L	86	93	
Feb. 4	Louisiana Tech	WAC	A	W	63	62	
Feb. 11	New Mexico State	WAC	H	L	77	83	
Feb. 15	Idaho	WAC	A	W	80	42	
Feb. 18	Northwestern State	BB	H	W	66	63	
Feb. 23	Boise State	WAC	A	W	64	62	
Feb. 25	Nevada	WAC	H	L	57	75	
Mar. 2	Fresno State	WAC	H	W	87	77	
Mar. 4	San Jose State	WAC	H	W	61	58	
Mar. 9	San Jose State	WACT N1	W		76	69	
Mar. 10	Louisiana Tech	WACT N1	W		68	64	
Mar. 11	Nevada	WACT A	L	OT	63	70	
Mar. 16	Washington	NCAA N2	L		61	75	
N1-Reno, Nev.							
N2-San Diego, Calif.							

N1-Reno, Nev.
N2-San Diego, Calif.

2006-07

Record: 23-12 WAC: 9-7, 4th
Home: 13-1 Away: 5-11 Neutral: 5-0
NCAA Tournament Participant

Nov. 10	Northwestern State	A	L		71	88	
Nov. 17	Centenary	TOC	N1	W	77	71	
Nov. 18	Drake	TOC	N1	W	92	74	
Nov. 19	Weber State	TOC	N1	W	68	55	
Nov. 25	Weber State		H	W	77	68	
Nov. 29	South Dakota State		A	W	56	50	
Dec. 1	Idaho State		H	W	83	46	
Dec. 6	Utah		H	W	60	57	
Dec. 9	Utah Valley		A	W	69	65	
Dec. 16	BYU		A	L	62	75	
Dec. 21	IPFW		H	W	77	63	
Dec. 23	Santa Clara		A	L	OT	75	77
Dec. 30	CS Bakersfield		H	W	65	49	
Jan. 4	Boise State	WAC	A	L	66	77	
Jan. 6	Fresno State	WAC	A	L	70	79	
Jan. 10	Utah Valley		H	W	81	70	
Jan. 13	Louisiana Tech	WAC	H	W	69	49	
Jan. 15	Idaho	WAC	H	W	74	56	
Jan. 18	Boise State	WAC	H	W	80	79	
Jan. 20	San Jose State	WAC	A	W	57	56	
Jan. 27	Nevada	WAC	A	L	62	79	
Jan. 29	Hawai'i	WAC	A	L	61	69	
Feb. 3	San Jose State	WAC	H	W	66	57	
Feb. 5	New Mexico State	WAC	H	W	75	63	
Feb. 10	Idaho	WAC	A	W	75	66	
Feb. 14	Hawai'i	WAC	H	W	58	50	
Feb. 17	Oral Roberts	BB	A	W	71	65	
Feb. 22	New Mexico State	WAC	A	L	73	76	
Feb. 24	Louisiana Tech	WAC	A	L	71	84	
Mar. 1	Nevada	WAC	H	W	OT	79	77
Mar. 3	Fresno State	WAC	H	L	66	71	
Mar. 8	Hawai'i	WAC	N2	W	73	70	
Mar. 9	Nevada	WAC	N2	W	79	77	
Mar. 10	New Mexico State	WAC	N2	L	70	72	
Mar. 13	Michigan	NIT	A	L	58	68	

Key to Tournaments

AAC-All-American City Invitational; **ACT**-All-College Tournament;
BB-ESPN BracketBuster Game; **BBC**-Big Blue Classic; **BI**-Big Island
Invitational; **BGT**-Blue Grass Tournament; **BW**-Big West Conference
Game; **BWT**-Big West Conference Tournament; **CAC**-Carrier Clas-
sic; **CC**-Cougar Classic; **CS**-Cowboy Shootout; **EST**-Early Season
Tournament; **FWC**-Far West Classic; **GAS**-Great Alaska Shootout;
GC-Gossner Foods Classic; **HC**-Hoosier Classic; **HFT**-Holiday Festi-
val Tournament; **IBC**-InBank Classic; **ILC**-Illini Classic; **INC**-Indiana
Classic; **ISU**-Idaho State Invitational; **KI**-Kentucky Invitational; **LAC**-
L.A. Classic; **LC**-Lobo Classic; **LI**-Longhorn Invitational; **MI**-Maui
Invitational; **TOC**-Top of the World Classic; **WAC**-Western Athletic
Conference Game; **WACT**-Western Athletic Conference Tourna-
ment.

TEAM HONORS UNDER MORRILL

Cecil Baker Most Valuable Player

1999	Donnie Johnson
2000	Shawn Daniels
2001	Shawn Daniels
2002	Tony Brown
2003	Desmond Peningar
2004	Mark Brown
2005	Spencer Nelson
2006	Nate Harris
2007	Jaycee Carroll

Best Defender

1999	Tyrone Allick
	Troy Rolle
2000	Bernard Rock
	Brennan Ray
2001	Shawn Daniels
	Brennan Ray
2002	Brennan Ray
2003	Toraino Johnson
2004	Cardell Butler
	Nate Harris
2005	Nate Harris
2006	Chris Huber
	Cass Matheus
2007	Durrall Peterson

Most Inspirational

1999	Tyrone Allick
2000	Troy Rolle
2001	Dion Bailey
2002	Jeremy Vague
	Toraino Johnson
2003	Spencer Nelson
2004	Spencer Nelson
2005	Spencer Nelson
2006	David Pak
2007	Kris Clark
	Chris Session

Best Represents USU Basketball

1999	Pharoah Davis
2000	Tony Brown
2001	Tony Brown
2002	Chad Evans
2003	Chad Evans
2004	Chad Evans
2005	John Neil
2006	Jaycee Carroll
2007	Jaycee Carroll

Big Blue Scholarship Fund Varsity Award

2002	Brennan Ray
2003	Mike Puzey
2004	Chad Evans
2005	Calvin Brown
2006	Cass Matheus
2007	Chaz Spicer



YEAR-BY-YEAR RECORDS



Year	All	Conf.	Finish	Coach
1903-04	2-2	—	—	George Peter Campbell
1904-05	No Team			
1905-06	2-7	—	—	George Peter Campbell
1906-07	2-6	—	—	George Peter Campbell
1907-08	0-8	—	—	George A. Walker
1908-09	1-8	—	—	Clayton T. Teetzel
1909-10	3-7	—	—	Clayton T. Teetzel
1910-11	2-4	—	—	Clayton T. Teetzel
1911-12	2-6	—	—	Clayton T. Teetzel
1912-13	5-4	—	—	Clayton T. Teetzel
1913-14	10-4	—	—	Clayton T. Teetzel
1914-15	1-5	—	—	Joseph K. Jensen
1915-16	6-4	—	—	Joseph K. Jensen
1916-17	8-5	—	—	Joseph K. Jensen
1917-18	9-0	4-0	1st	Joseph K. Jensen
1918-19	6-3	2-2	2nd	Joseph K. Jensen
1919-20	2-0	1-0		E. Lowell Romney
1920-21	6-4	2-3	3rd	E. Lowell Romney
1921-22	8-3	3-3	3rd	E. Lowell Romney
1922-23	8-4	4-4	t-2nd	E. Lowell Romney
1923-24	6-6	3-5	3rd	E. Lowell Romney
1924-25	12-7	5-5	t-2nd	E. Lowell Romney
1925-26	13-5	8-4	1st	E. Lowell Romney
1926-27	11-3	9-3	2nd	E. Lowell Romney
1927-28	7-7	5-7	t-2nd	E. Lowell Romney
1928-29	8-10	4-8	3rd	E. Lowell Romney
1929-30	15-7	7-5	t-1st	E. Lowell Romney
1930-31	13-7	7-5	t-2nd	E. Lowell Romney
1931-32	7-15	2-10	4th	E. Lowell Romney
1932-33	10-12	3-8	3rd	E. Lowell Romney
1933-34	14-6	8-5	2nd	E. Lowell Romney
1934-35	17-5	9-3	1st	E. Lowell Romney
1935-36	17-9	9-3	1st	E. Lowell Romney
1936-37	6-9	5-7	t-3rd	E. Lowell Romney
1937-38	11-9	—	—	E. Lowell Romney
1938-39	18-6	—	—	E. Lowell Romney
1939-40	11-7	—	—	E. Lowell Romney
1940-41	5-16	—	—	E. Lowell Romney
1941-42	6-10	—	—	Robert W. Burnett
1942-43	14-7	—	—	D.D. Young
1943-44	No Team			
1944-45	9-10	—	—	D.D. Young
1945-46	7-12	—	—	H.B. Lee
1946-47	14-10	—	—	H.B. Lee
1947-48	8-16	—	—	Joe Whitesides
1948-49	10-21	—	—	Joe Whitesides
1949-50	17-17	—	—	Joe Whitesides
1950-51	12-22	—	—	H. Cecil Baker
1951-52	17-14	—	—	H. Cecil Baker
1952-53	17-13	—	—	H. Cecil Baker
1953-54	14-13	—	—	H. Cecil Baker
1954-55	15-7	—	—	H. Cecil Baker
1955-56	13-13	—	—	H. Cecil Baker
1956-57	11-13	—	—	H. Cecil Baker

NCAA (1-1)

ALL-TIME ASSISTANT COACHES (Since 1959)

Mark Arce	2000-2001
Steve Barnes	1994, 1997-98
Lance Beckert	2007-08
Dutch Belnap	1969-72
William Bibb	1972
Jim Boatwright	1989-91
Bob Boyd	1994-95
Dale Brown	1969-71
Dick Curry	1976
Kermit Davis	1995-96
Tim Duryea	2002-08
Kevin Dustin	1997-98
Tony Fuller	1999
Norvel Hansen	1964
Jim Harrick	1974-77
Don Holst	2006
Bob Lauriski	1977
Pete Mathesius	1979
Jeff Meyer	1978
Dave Miller	1994-96
Jimmy Moore	1988-91
Dana Pagett	1978-82
Leonard Perry	1996-98
Randy Rahe	1999-2004
Dave Rice	2005
Mike Riley	1983-87
Kohn Smith	1988
Evan Sorenson	1959-64
Tim Stewart	1969
Tom Stewart	1981-87
Rod Tueller	1974-79
Don Verlin	1999-2008
James Ware	2007-08

Year	All	Home	Away	Neutral	Conf.	Finish	Home	Away	Postseason	Coach
1957-58	4-20	3-6	1-14	0-0	—	—	—	—	—	H. Cecil Baker
1958-59	19-7	10-1	9-4	0-2	—	—	—	—	—	H. Cecil Baker
1959-60	24-5	9-1	11-3	4-1	—	—	—	—	NIT (2-1)	H. Cecil Baker
1960-61	12-14	8-3	1-9	3-2	—	—	—	—	—	H. Cecil Baker
1961-62	22-7	11-2	9-1	2-4	—	—	—	—	NCAA (1-2)	Ladell Andersen
1962-63	20-7	12-1	7-4	2-2	—	—	—	—	NCAA (0-1)	Ladell Andersen
1963-64	21-8	13-1	7-5	1-2	—	—	—	—	NCAA (1-2)	Ladell Andersen
1964-65	13-12	10-3	2-8	1-1	—	—	—	—	—	Ladell Andersen
1965-66	12-14	8-6	2-7	2-1	—	—	—	—	—	Ladell Andersen
1966-67	20-6	13-2	6-4	0-1	—	—	—	—	NIT (0-1)	Ladell Andersen
1967-68	14-11	10-3	4-8	—	—	—	—	—	—	Ladell Andersen
1968-69	9-17	7-5	2-12	—	—	—	—	—	—	Ladell Andersen



YEAR-BY-YEAR RECORDS



17 NCAA TOURNAMENT APPEARANCES • 10 NIT APPEARANCES • 7 REGULAR SEASON CHAMPIONSHIPS • 6 TOURNAMENT CHAMPIONSHIPS • 1 GOAL - WIN

Year	All	Home	Away	Neutral	Conf.	Finish	Home	Away	Postseason	Coach
1969-70	22-7	13-1	6-5	3-1	—	—	—	—	NCAA (2-1)	Ladell Andersen
1970-71	20-7	13-3	4-4	3-0	—	—	—	—	NCAA (0-1)	Ladell Andersen
1971-72	12-14	8-5	4-9	—	—	—	—	—	—	T.L. Plain
1972-73	16-10	12-3	4-7	—	—	—	—	—	—	T.L. Plain
1973-74	16-10	14-0	1-9	1-1	—	—	—	—	—	Dutch Belnap
1974-75	21-6	13-1	8-4	0-1	—	—	—	—	NCAA (0-1)	Dutch Belnap
1975-76	14-12	8-3	5-7	1-2	—	—	—	—	—	Dutch Belnap
1976-77	15-12	12-3	2-9	1-0	—	—	—	—	—	Dutch Belnap
1977-78	21-7	16-1	5-6	—	—	—	—	—	NIT (0-1)	Dutch Belnap
1978-79	19-11	13-1	3-8	3-2	9-5	t-2nd	7-0	2-5	NCAA (0-1)	Dutch Belnap
1979-80	19-8	11-2	7-4	1-2	11-2	1st	6-1	5-1	NCAA (0-1)	Rod Tueller
1980-81	12-16	6-6	5-9	1-1	5-9	t-5th	3-4	2-5	—	Rod Tueller
1981-82	4-23	3-8	1-12	0-3	2-12	8th	2-5	0-7	—	Rod Tueller
1982-83	20-9	14-2	6-5	0-2	10-6	3rd	6-2	4-4	NCAA (0-1)	Rod Tueller
1983-84	19-11	10-3	9-6	0-2	12-6	4th	8-1	4-5	NIT (0-1)	Rod Tueller
1984-85	17-11	10-3	7-7	0-1	10-8	t-4th	6-3	4-5	—	Rod Tueller
1985-86	12-16	7-6	4-9	1-1	8-10	t-6th	6-3	2-7	—	Rod Tueller
1986-87	15-16	10-3	3-10	2-3	8-10	7th	7-2	1-8	—	Rod Tueller
1987-88	21-10	10-3	7-6	4-1	13-5	t-2nd	8-1	5-4	NCAA (0-1)	Rod Tueller
1988-89	12-16	8-4	3-11	1-1	10-8	t-4th	7-2	3-6	—	Kohn Smith
1989-90	14-16	9-6	5-8	0-2	8-10	5th	4-5	4-5	—	Kohn Smith
1990-91	11-17	8-4	2-12	1-1	8-10	t-4th	7-2	1-8	—	Kohn Smith
1991-92	16-12	11-3	4-8	1-1	10-8	5th	9-1	1-7	—	Kohn Smith
1992-93	10-17	7-6	3-10	0-1	7-11	7th	4-5	3-6	—	Kohn Smith
1993-94	14-13	10-3	3-8	1-2	11-7	t-2nd	7-2	4-5	—	Larry Eustachy
1994-95	21-8	13-4	7-3	1-1	14-4	1st	7-2	7-2	NIT (0-1)	Larry Eustachy
1995-96	18-15	12-3	5-8	1-4	10-8	4th	7-2	3-6	—	Larry Eustachy
1996-97	20-9	13-2	5-6	2-1	12-4	t-1st E	8-0	4-4	—	Larry Eustachy
1997-98	25-8	15-0	6-7	4-1	13-3	1st E	8-0	5-3	NCAA (0-1)	Larry Eustachy
1998-99	15-13	13-2	2-9	0-2	8-8	t-4th E	7-1	1-7	---	Stew Morrill
1999-00	28-6	15-1	9-3	4-2	16-0	1st E	8-0	8-0	NCAA (0-1)	Stew Morrill
2000-01	28-6	15-0	7-4	6-2	13-3	2nd	8-0	5-3	NCAA (1-1)	Stew Morrill
2001-02	23-8	14-2	7-5	2-1	13-5	t-1st	8-1	5-4	NIT (0-1)	Stew Morrill
2002-03	24-9	12-2	7-6	5-1	12-6	3rd	7-2	5-4	NCAA (0-1)	Stew Morrill
2003-04	25-4	15-1	10-2	0-1	17-1	t-1st	9-0	8-1	NIT (0-1)	Stew Morrill
2004-05	24-8	14-1	6-5	4-2	13-5	2nd	8-1	5-4	NCAA (0-1)	Stew Morrill
2005-06	23-9	14-2	7-6	2-1	11-5	t-2nd	6-2	5-3	NCAA (0-1)	Stew Morrill
2006-07	23-12	13-1	5-11	5-0	9-7	4th	7-1	2-6	NIT (0-1)	Stew Morrill

CONFERENCE AFFILIATIONS

1918-37	Rocky Mountain
1938-62	Mountain States
1979-2005	PCAA/Big West
2006-	Western Athletic Conference

ALL-TIME COACHING RECORDS

Coach	Years	Seasons	Games	Won	Lost	Pct.	Conf. Champs.	NCAA Appear.	NIT Appear.
George Peter Campbell	1904-07	3	21	6	15	.286	—	—	—
George A. Walker	1908	1	8	0	8	.000	—	—	—
Clayton T. Teetzel	1909-14	6	56	23	33	.411	—	—	—
Joseph K. Jensen	1915-19	5	47	30	17	.638	1	—	—
E. Lowell Romney	1920-41	22	382	225	157	.589	4	1	0
Robert W. Burnett	1942	1	16	6	10	.375	—	0	0
D.D. Young	1943, 45	2	40	23	17	.575	—	0	0
H.B. Lee	1946-47	2	43	21	22	.488	—	0	0
Joe Whitesides	1948-50	3	89	35	54	.393	—	0	0
H. Cecil Baker	1951-61	11	299	158	141	.528	—	0	1
Ladell Andersen	1962-71	10	269	173	96	.643	—	5	1
T.L. Plain	1972-73	2	52	28	24	.538	—	0	0
Dutch Belnap	1974-79	6	164	106	58	.646	0	2	1
Rod Tueller	1980-88	9	259	139	120	.537	1	3	1
Kohn Smith	1989-93	5	141	63	78	.447	0	0	0
Larry Eustachy	1994-98	5	151	98	53	.649	3	1	1
Stew Morrill	1999-	9	288	213	75	.740	3	5	3
Totals	105	102	2325	1347	978	.579	12	17	8

NOTE: USU did not field a team in 1944.



ALL-TIME LETTERMEN



A

Abrams, Marvin..... 1945, 47-48
Adams, Alma..... 1934
Adams, Boyd..... 1954-55
Adams, H.R..... 1937
Agorastos, Chris..... 1959
Agricola, Calvin..... 1938-40
Ahmad, Mike..... 2002, 2004
Allen, Aquilla..... 1942
Allick, Tyrone..... 1998-99
Allsop, Warren G..... 1930-33
Andersen, LaDell..... 1949-51
Anderson, Dave..... 1955
Anderson, Greg..... 1981-82
Anderson, Hans..... 1913
Anderson, Jeff J..... 1984-85
Anderson, Jeff O..... 1985-88
Anderson, Kay..... 1945
Anderson, Lorin..... 1937-38
Anderson, Roddie..... 1994-95
Anderson, Wade..... 1961
Andreason, Grant..... 1936-38
Andrus, Leonard..... 1920
Angle, Larry..... 1963-64, 66
Austefjord, Haakon..... 1979-82
Aur, Don..... 1960

B

Bailes, Preston..... 1976-77, 79
Bailey, Dion..... 2000-01
Bailey, Larry..... 1956-57
Baker, H. Cecil..... 1923-25
Barnes, Matt..... 1990-91
Bates, Jay..... 1957-58
Baugh, Evan..... 1940-42
Bean, Chris..... 1968-70
Bearup, Todd..... 1987
Beck, Gary..... 1980, 83-85
Bees, Walter..... 1971
Beeton, Martell..... 1957-58
Bell, Dan..... 1986-87
Belliston, Carl..... 1931-32
Belliston, Garth..... 1945
Belshe, Dave..... 1982
Bendall, Nate..... 2006
Bennion, Donald..... 1930-31
Bergeson, Larry..... 1980-82
Berrett, Ken..... 1949-50
Bingham, Delbert..... 1939-40
Birch, Brandon..... 1998-99
Blanton, Paul..... 1936
Boatwright, Jim..... 1972-74
Bobb, Curtis..... 2000-01
Booth, Richard Lee..... 1955
Brady, Charles..... 1996-97
Briggs, Melvin..... 1942
Broberg, John..... 1937-39
Brossard, Edgar..... 1907-08
Brossard, Howard..... 1912
Brown, Calvin..... 2002-05
Brown, Cordell..... 1952-55
Brown, Mark..... 2003-04
Brown, Tony..... 1999-2002
Bunce, Larry..... 1967
Bunker, Robert..... 1937
Butler, Cardell..... 2003-04

C

Call, Joseph..... 1929
Campbell, Everett.. 1930, 32-33

Carroll, Jaycee..... 2005-07
Casey, Mike..... 1962-63
Castleton, Stan..... 1969
Chappell, Albert..... 1989-90
Chesbro, Charles..... 1946-47
Child, Rawson..... 1948
Christensen, Guy..... 1932
Christensen, Ivan..... 1955-56
Clark, Charles..... 1939
Clark, Jack..... 1952-54
Clark, Kris..... 2007
Cleverly, James..... 1947
Clyde, George D..... 1917
Coburn, John..... 1909
Collier, Troy..... 1963-64
Condie, Frank..... 1953
Condie, Willmore..... 1945
Conley, Terry..... 1957
Conway, Dan..... 1986-89
Cook, Bert..... 1950-52
Cook, Lashbrook L..... 1907-10
Cook, Sterling..... 1938
Cooley, Pat..... 1972
Cormier, Covington..... 1995
Cotten, Junsie..... 1993-94
Cowley, Floyd..... 1923
Crane, Bob..... 1958
Crookston, Burns..... 1942
Crookston, R. Burns..... 1912-13
Cropley, Virgil..... 1931-32
Crowther, Clifton..... 1923-25
Cullimore, Grant..... 1941
Cullimore, Grant..... 1942
Cullimore, Ralph..... 1958-60
Cunningham, Leo..... 1979-82
Curtis, Orrin..... 1942
Cutler, Mark..... 1983

D

Dailey, Roger..... 1990-92
Daley, Ernest..... 1907
Daniels, Shawn..... 2000-01
DaSilva, Carlito..... 1992-93
Davis, Carl..... 1927-30
Davis, Jerry..... 1988
Davis, Pharoah..... 1998-99
DeMarco, Bob..... 1982-83
Dittebrand, Mickey..... 1964-65
Dixon, Asael..... 1909
Dixon, Nate..... 1960
Done, Nathan K..... 1948-50
Dow, Randy..... 1962
Downs, Ralph..... 1949-51
Drakulich, Nick..... 1941
Dressen, Dan..... 1974
Drysdale, Elwood..... 1930-32
DuCharme, Stephen..... 2007
Ducich, Dan..... 1950
Dunn, Pat..... 1955-56
Durrant, Bill..... 1942
Durrant, Kent..... 1965

E

Earl, Michael..... 2007
Edsall, Leonard..... 1965
Edwards, Jimmie..... 2005
Egbert, Archie..... 1909
Egbert, Ivan..... 1909-11
Elliott, Rashad..... 1999
Ence, Ron..... 1983-84

Ennenga, Pete..... 1965-67
Epps, Ed..... 1969-71
Erickson, John..... 1969-70
Estes, Wayne..... 1963-65
Evans, Chad..... 2001-04

F

Fivecoat, Gregg..... 1961
Floyd, Bill..... 1985-86
Floyd, Donald Joe..... 1961
Ford, Stish..... 1966
Fowers, Blair..... 1959
Franson, Eric..... 1991, 94-96
Fries, Brandon..... 1999
Funk, Randy..... 1990-91

G

Gardner, Dale..... 1952-53
Gardner, Rollie..... 1935-36
Gardner, Ruthon..... 1916
Gardner, Spencer..... 1951
Garff, Elmo..... 1935-38
Garff, Elmo Jr..... 1959
Garn, Darrell..... 1959
Garn, Daryl..... 1962
Geddes, Dale..... 1955
Geddes, Neal..... 1998
Gentry, Todd..... 1992-93
Gibbons, Robert..... 1926
Gilmore, Frank..... 1946-48
Gilmore, Frank C..... 1947
Goates, Raeldon..... 1936-38
Gobbie, Tom..... 1950-51
Golding, Fred..... 1952
Goldsberry, Reid..... 1959, 62-63
Goodman, Jay..... 1991-93
Goodrich, Gary..... 1955
Gordon, Allen..... 1990-91
Gotcher, Doug..... 1988
Graham, Harley..... 1969
Grant, Greg..... 1983-86
Grant, Nathan..... 1985-89
Green, Cornell..... 1960-62
Gregg, Ed..... 1975-76
Griffen, Dick..... 1942
Gutke, Ralph..... 1934

H

Haggerty, Sam..... 1957-58
Hale, Hal..... 1965-67
Hale, Lyle..... 1945
Halimon, Shaler..... 1967-68
Hammer, Nick..... 2006-07
Hammond, Owen Cyril 1922-24
Hancock, Heber..... 1910-11
Haney, Darnell..... 1961-62
Hansen, Glen..... 1972
Hansen, Harold..... 1933-35
Hansen, Norvel "Nog" . 1947-48
Hansen, Ron..... 1983
Hansen, Thad..... 1937
Hanson, Percy..... 1920-22
Hanson, Ralph..... 1963-64
Harbertson, Bob..... 1952-54
Harries, Scott..... 1982-83
Harris, Nate..... 2003-06
Harris, Rulon..... 1932
Harris, Sterling..... 1922
Harrison, O.J..... 2007
Harvey, Quenton..... 2004
Hasen, Mark..... 1962

Hasen, Mark..... 1963
Hatch, Ron..... 1970-72
Hawley, Warren..... 1924-27
Haws, Rich..... 1973-75
Hay, Roderick..... 1992-93
Hayes, Andy..... 1951-52
Hazen, Frank..... 1949-50
Henderson, Dean..... 1934-36
Henrie, DeWayne..... 1928-29
Henrie, Dwaine..... 1924-25
Herman..... 1907
Hobson, Ivan..... 1910-11
Hoffman, Paul..... 1967
Hoffman, Verne..... 1942-46
Hoggan, Drummond..... 1938
Holman, Don..... 1961-62
Holmstead, Earl..... 1945-46
Hood, Keith..... 1979-81
Houskeeper, Greg..... 1988-89
Huber, Chris..... 2004-06
Hughes, Austin..... 1941
Hull, Bill..... 1952-54
Hull, Don..... 1959-60
Hunger, Dean..... 1977, 79-80
Hunsaker, Kent..... 1965-66
Hunter, Novich..... 1995-96

I

Ipsen, Bob..... 1958-59
Isaacson, Dave..... 1997-98
Ivins, Lorraine..... 1922-24
Izatt, Edwin..... 1939-41
Izatt, George..... 1907

J

Jackson, Brian..... 1980-81
Jacobsen, Lloyd..... 1938-39
James, Leonard..... 1938-40
James, Robert..... 1993
Jardine, Rich..... 1990-91
Jarvis, Lester..... 1920
Jarvis, Orin..... 1917-18
Jefferson, Jessie..... 1968-69
Jensen, Sid..... 1960-61
Jenson, Kent..... 1963
Jeppeson, Paul..... 1968-70
Johnson, Bart..... 1953-55
Johnson, Carl..... 1915-16
Johnson, Clarke..... 1946-47
Johnson, Don..... 1956
Johnson, Donnie..... 1998-99
Johnson, Jerome..... 1985
Johnson, Mike..... 1986-87
Johnson, Phil..... 1962-63
Johnson, Rollo..... 1949-50
Johnson, Rollo Ray..... 1948
Johnson, Toriano..... 2001-03
Jones, Clarence..... 1965-67
Jones, Justin..... 1996-98
Jones, Michael..... 1998
Jones, Norm..... 1947-49
Jones, Steve..... 1964-65
Jones, William..... 1908
Jorgensen, C. Percy..... 1947-50
Jorgenson, Floyd..... 1907
Jorgenson, Lee..... 1946-48
Jorsen, Dimitri..... 1999-2001
Judkins, Jon..... 1986-88

QUICK FACTS

OUTLOOK

AGGIE BIOS

COACHES

OPPONENTS

SEASON REVIEW

RECORDS

UNIVERSITY

K

Kappler, Dixon Clarence... 1916
Kemp, Jarobi 1994
Kirby, Gordon 1956
Kirk, Harvey 1920-21, 23-24
Klotovich, Mark 1958

L

Lake, Sean 1990
Lambert, Joe 1933-34
Langston, Verl 1946
Lauriski, Bob 1971-73
Lewis, Dale 1945
Lind, Richard 1959
Lindley, Earl 1952-53
Lindquist, Ray 1938-40
Lindsay, Claude 1922
Lockyer, Joe 1956-57
Loffton, Brent 1990-92
Long, Darrin 1984
Long, Myron 1964-65
Love, Lafayette 1971-73
Lyons, Delane 1962

M

Mackbee, Earsell 1965
Mahorn, Andre 2000
Maker, Cecil 1923
Malmrose, Gary 1974-77
Marriott, Brent 1969
Martindale, Addington 1926-28
Martineau, Blair 1975-77
Matheus, Cass 2005-06
Maughan, Conway 1945
Maughan, Glen 1941-42
Maughan, Joe 1921
Maughan, Joseph 1922
Maughan, Ralph 1942-46
Mayne, Jack 1941
McCullough, Michael .. 1982-84
McDonald, Keith 1979
McElrath, Rich 1979-80
McMullin, Chris 1983-84
McMullin, Tommy 1916-17, 20-21
McNeil, W.I. 1907
McNiel, Frank 1933-35
McVey, Ian 2004-05
Meyer, Jeff 1976-77
Mich'l, Ron 1959-60
Miller, John 1950-51
Miller, Mark 1979-80
Mills, Silas 1995-96
Moesinger, Gilbert 1931
Mohr, Andy 1916-18, 20
Mohr, Ernest 1912-13
Moore, Brent 1996
Moore, Jimmy 1973-75
Morris, Clyde 1939-40
Morris, Floyd 1939-40
Mourtison, Grant 1945
Murdock, Bob 1948-49

N

Napier, Jason 2001-02
Nate, Dennis 1961-62
Neil, John 2004-05
Nelson, Clinton 1945
Nelson, Spencer . 1999, 2003-05
Nesmith, Malloy 1992

Newey, Reid 1984, 87-89
Nielsen, Cantril 1924-28
Nielsen, Lindy 1950
Nielsen, Lynn 1949
Nielson, Joseph 1918
Nixon, Kevin 1985-88

O

O'Brien, Dennis 1966
Olsen, Dave 1966
Olsen, Oman 1938
Owen, Cyril 1912-13
Owens, Darryl 1974-77

P

Packard, David Russell 1915
Packer, Allen 1946
Pak, David 2005-06
Parkinson, Berkley 1937-38
Parkinson, Ezra B. 1907-08
Parkinson, Seth 1930-31
Parris, Jeff 1990
Parrish, Alan 1965-67
Patterson, Gary 1990-93
Patton, Greg 2003
Pavlish, Brian 1972-73
Penigar, Desmond 2002-03
Pepek, Stan 1988-89
Perkins, Rawlee 1977-79
Perry, Max 1959-61
Pete, Gilbert 1986-89
Peterson, Arden 1937-38
Peterson, Bob 1950-51
Peterson, D. 1909
Peterson, Durrall 2006-07
Peterson, Eric 1982-83
Peterson, Hugh 1912
Peterson, John 1913
Peterson, Preston 1907
Peterson, R. 1912-13
Petty, Cleo 1933-36
Pinegar, Steve 1977, 79-80
Polak, Frank 1956-58
Powell, Les 1966-67
Price, Lewmar 1915
Putnik, John 1941
Puzey, Bill 1962-63
Puzey, Mike 2003

R

Ramirez, Abie 1993
Randall, Rick 1998-99
Rasmuson, Mahlon 1949
Rasmussen, Paul 1960
Ray, Brennan 2000-02
Reading, Roland 1939-41
Reaveley, Joe 1958
Reed, Blair 1974-76
Reese, L. Lavern 1916
Reeve, Eldrow 1937-38
Remund, Clive 1930
Rice, Jim 1959
Rice, Kevin 1997-98
Ritchie, Roy 1960-61
Roberts, Marvin 1969-71
Robinson, Lamond 1921-24
Rock, Bernard 2000-01
Rock, Mike 1973-76
Rogers, Duane 1995-97

Rolle, Troy 1999-00
Rose, Trent 1993-94
Ross, Ronnie 2002-03
Roth, Steve 1965-66
Rotta, Joel 1983-84
Ruffner, Byron 1991
Ryan, Bill 1947
Ryan, Kent 1934-37
Ryan, Richard 1941

S

Sager, Charlie 1991-92
Sanders, Newell 1923-27
Santos, Mike 1975-77
Saxon, Marcus 1997-98
Schaub, George Wesley .. 1923
Schaub, Wesley George .. 1922
Schenk, Edward 1948
Schofield, Jerry 1959-60
Schumacher, Tony 1994
Session, Chris 2006-07
Sewell, Keith 1951
Sewell, Keith Arthur 1952
Sheehan, Chris 1988-89
Shields, Martin 1955
Simms, Myron 1995
Simpson, Harold 1941
Skousen, Willard 1935-36
Smart, Theron 1928-29
Smith, Antwan 1995-97
Smith, Driver Edwin 1921
Smith, Fred "Luckie" 1967
Smith, Jimmy 1967-68
Smith, Ted 1956-57
Smith, Tim 1965
Sorenson, Evan 1946-48
Spencer, Sydney 1920-21
Spizer, Chaz 2006-07
Spillers, Maurice .. 1994-95, 96-97
Springham, Bob 1951-54
Stewart 1907
Stewart, Dan 1997, 2000
Stewart, Tom 1966-68
Stone, Harvey 1949
Stowell, Michael 2002-03
Sumsion, Glenn 1918

T

Tate, Sharon 1928-29
Taylor, Craig 1976, 79-80
Tebbs, Jeff 1970-72
Tenhoeve, Mark 1973-75
Thayer, Jim 1958
Theus, Hal 1957-59
Thomas, Rashaun 2000
Thompson, Ken 1971-72
Thompson, Ray 1973-75
Thurston, Mark 1998
Tollestrup, Tim 1968-70
Trane, Keith 1941-42
Tucker, Darrell 1951-54
Tueller, Tann 1984-86
Tuft, Don 1952-54
Turner, Sanchez 1993

V

Vague, Jeremy 2001-02
Vaitiekus, Arvydas 2007
Van Kampen, Rudolph 1932


Van Oreen, P.B. 1910
VanNoy, Jay 1947-48
Vincent, Thomas 2001-02

W

Wade, Dick 1968-70
Wade, Edward 1935-37
Wade, Ellis 1926-29
Wakefield, Terry 1970-72
Walbeck, Daryl 1958
Walker, Gilbert 1961
Walker, LeRoy 1964-65
Wankier, Udell A. 1945
Wardell, Clayton 1933-34
Warfel, Joe 1963
Washington, Lance 1981-83
Washington, Vince 1984-85
Watkins, Delos 1930-31
Watson, Elden 1935-36
Watson, Mikel 2007
Watts, Conley 1933-34
Watts, Gary 1960, 63-64
Watts, Joe 1962
Weiss, Jack 1952
West, Shelby 1933, 35-37
White, Darrel 1989-90
Whitehead, Winifred 1909
Wickizer, Jon 1993-96
Wickizer, Nathan 1992-95
Wickliffe, Edgar 1981
Widmer, Gene 1964
Wilbon, Tyler 1960-61
Wilcox, Elton 1931
Wiley, Jerome 1983-84
Willden, Brad 2000
Williams, Fred 1946
Williams, Harold 1926
Williams, Jason 2004-05
Williams, Kevin 2002
Williams, Nate 1970-71
Williams, Oscar 1975-77
Williams, Tyler 2004-05
Wilson, Mark 1977
Wimmer, Albert 1938
Womack, Jermaine 1995-96
Woodard, Corwin 1994-95
Woods, Vertis 1933-34
Woodside, Howard 1923-25
Worily, Don 1955-56
Worley, Clyde 1919
Worthen, Alan 1960
Worthington, Glen 1926-29

Y

Yeates, LaRue 1932
Young, C. George 1930
Young, George 1931-32
Youngblood, Kendall... 1989-92



QUICK FACTS

OUTLOOK

AGILE BROS

COACHES

OPONENTS

SEASON REVIEW

RECORDS

UNIVERSITY

UNIVERSITY UNIVERSITY

EIGHT STRAIGHT 23-WIN SEASONS • EIGHT STRAIGHT POSTSEASONS

Since its founding in 1888, Utah State University has evolved from a small, agricultural college to one that is nationally and internationally recognized for its intellectual and technological leadership in land, water, space and life enhancement. As Utah's land-grant and space-grant institution, the university has 850 faculty who provide education for more than 23,000 undergraduate and graduate students, including 10,000 in its continuing education sites located throughout the state of Utah.

With seven colleges, more than 200 majors and 130 research-related classes, student-centered, hands-on learning opportunities are plentiful as Utah State attracted more than \$186 million in research revenue last year. These research dollars, along with stellar faculty mentors, have inspired more than 1,000 students to pursue their own research projects every year.

Located in the city of Logan in northern Utah's Cache Valley, Utah State is 80 miles northeast of Salt Lake City. The surrounding area, including ski resorts, lakes, rivers and mountains, makes Utah State one of the finest recreational environments in the nation. Beyond Logan Canyon and just another four hours north is Teton National Park and Yellowstone National Park.

The university is a place of diverse thought, where first-rate cultural offerings provided by talented professors and visiting artists benefit thousands of students and members of the community. For the past century, USU has fostered the arts on campus and throughout the Cache Valley area. Visitors and students at the university are treated to a vibrant art scene on the east corner of campus.

Utah State University is home to a world-class Performance Hall built in 2006, where the technical marvels of its cutting-edge acoustics are unmatched. The 20,000-square-foot building serves USU, the Cache Valley community and the Intermountain region and features a 400-seat performance hall, a stage for up to 22 performers and a lobby with glass windows overlooking a plaza. The hall's intimate scale is ideal for small acoustical performances such as chamber music, vocal and instrumental concerts, recitals, readings and lectures. For a list of upcoming performances visit the Caine School of Arts Web site, www.csa.usu.edu.





The Nora Eccles Harrison Museum of Art is located in the Fine Arts complex and houses the university's permanent art collection that includes some of the best contemporary art created west of the Mississippi River.

Utah State University is a safe place that provides a unique living-learning community and is the oldest and largest public residential campus in Utah. The largest public residential campus in Utah, USU offers a variety of living options to the nearly 14,000 students who live on or near campus throughout the year.

The many benefits of campus life, such as Theme Housing, activities, student involvement, location to classes and many others, are designed to create the ultimate college experience.

Utah State University has six fraternities and four sororities that involve nearly 300 students with opportunities for personal growth, networking, community service and respect for learning.

With the wide variety of classes, extracurricular clubs, activities and recreational opportunities at Utah State University, it is no wonder students look forward to returning to campus year after year.





ROMNEY STADIUM

Football
Built - 1968 • Capacity - 25,513
Largest Crowd - 33,119 vs. BYU on Oct. 4, 1996



DEE GLEN SMITH SPECTRUM

Men's and Women's Basketball, Volleyball and Gymnastics
Built - 1970 • Capacity - 10,270
Largest Crowd - 11,114 vs. BYU on Jan. 20, 1973



STAN LAUB INDOOR TRAINING CENTER

Football, Men's Golf, Softball, Women's Soccer, Track & Field
Built - 1998



RALPH MAUGHN TRACK STADIUM

Men's and Women's Outdoor Track & Field
ReBuilt - 1997 • Capacity - 1,500



LAREE AND LEGRAND JOHNSON SOFTBALL FIELD

Softball
Built - 1995 • Capacity - 500



CHUCK & GLORIA BELL SOCCER FIELD

Women's Soccer
Built - 2002 • Capacity - 500



STAN ALBRECHT

University President

Stan L. Albrecht was named Utah State University's 15th president and assumed his new position on Feb. 1, 2005.

At the time of the announcement, Albrecht was serving as executive vice president and provost at Utah State, a position he held since 2001. He previously served as its dean of the College of Humanities, Arts and Social Sciences from 1998-2001.

During his tenure as President, Albrecht has announced a comprehensive fund-raising campaign with an official fundraising goal of \$200 million.

"The campaign will take its place among the most significant moments in Utah State University's history," said Albrecht. "This journey will be transformative in its long-term impact on the university."

Another major initiative under Albrecht's direction has been to strengthen USU's branch campuses to reflect a stronger, more cohesive Utah State University system and provide greater access to higher education opportunities.

As part of his commitment to USU students throughout the state, he helped secure funds to hire 40 faculty members from 2007 to 2009. Most of the faculty members will teach in rural communities served by the university.

"Many of our new professors were hired for our regional campuses and partnership institutions, and this will dramatically impact our ability to extend Utah State's academic reach throughout the state," said Albrecht.

Prior to his arrival at Utah State, Albrecht served as an administrator and professor at the University of Florida from 1993-98. He also served for 18 years at Brigham Young University (1974-92), including three years as academic vice president and associate provost. He began his career as an assistant professor of sociology at Utah State University in 1970 through 1974.

A sociologist, Albrecht has written extensively, including as a co-author of the textbooks *Social Psychology* and *Social Science Research Methods*, both published by Prentice-Hall. He has authored numerous scholarly papers on a wide range of topics, including the environment, energy development and rural health.



UTAH STATE UNIVERSITY BOARD OF TRUSTEES (2007-08)

Mr. Richard L. Shipley, Chairman, Farmington
Mr. R. Brent Nyman, Vice Chairman, North Logan
Mr. David P. Cook, Member, San Jose, Calif.
Mr. Robert L. Foley, Member, Vernal
Mr. Douglas S. Foxley, Member, Salt Lake City
Mr. David Johnson III, Member, Riverton
Mr. Richard L. Nelson, Member, Sandy
Mrs. Suzanne Pierce-Moore, Member, Park City
Mr. Peter A. McChesney, Member, Logan
Mrs. Kellie Schultz Wood, Member, Salt Lake City
Dr. Lee H. Burke, Secretary, Logan

Albrecht received his doctorate from Washington State University in 1970, a master's degree from Washington State University in 1968 and bachelor's degree from Brigham Young University in 1966. All three degrees were in sociology.

He is a member of the Science Committee for the Minerals Management Service of the U.S. Department of Interior. He has served as a council member of the Society for Human Ecology and as vice president of the Rural Sociological Society.

Albrecht is married to Joyce Albrecht, Utah State's Director of Stewardship Programs.



UTAH STATE UNIVERSITY EXECUTIVE COMMITTEE (2007-08)

Stan L. Albrecht, President
Raymond T. Coward, Executive Vice President & Provost
Douglas D. Anderson, Dean, College of Business
Jodi Bailey, Chief Audit Executive
Byron R. Burnham, Vice Provost & Dean, School of Graduate Studies
Lee H. Burke, Assistant to the President
Gary A. Chambers, Interim Vice President for Student Services
Noelle E. Cockett, Vice President for Extension & Agriculture & Dean, College of Agriculture
John W. DeVilbiss, Director of Public Relations & Marketing
Donald W. Fiesinger, Dean, College of Science
Fred Hunsaker, Interim Vice President for Business & Finance
Nat B. Frazer, Dean, College of Natural Resources
Scott H. Hinton, Dean, College of Engineering
M.K. (Kay) Jeppesen, Vice President for Information Technology/CIO
Gary Kiger, Dean, College of Humanities, Arts & Social Sciences
Ross Peterson, Vice President for University Advancement
Brent C. Miller, Vice President for Research
Michael D. Pavich, Director, Space Dynamics Laboratory, USURF
Craig J. Simper, General Counsel
Randall W. Spetman, Director of Athletics
Carol J. Strong, Dean, College of Education & Human Services
Ned M. Weinshenker, Vice President for Strategic Ventures & Economic Development
John Elsweller, Interim Vice Provost, Libraries & Instructional Support
Sydney Peterson, Chief of Staff
Dave Ottley, Interim Director of Affirmative Action & Diversity



RANDY SPETMAN

Athletics Director

Randy Spetman hit the ground running when he was named Director of Intercollegiate Athletics at Utah State University on July 1, 2004. In his brief three-year tenure at the helm of the Aggies' program, Spetman has set out on a path that has seen the department prosper athletically and academically, as well as making sound financial decisions that have benefited both student-athletes and coaches.

Athletically, Utah State has claimed four Western Athletic Conference titles in its first two years in the league including team championships in men's and women's cross country, and men's track & field last year, along with trips to the NCAA Tournament in men's basketball in 2005 and 2006, and women's volleyball in 2005. Individually, Utah State produced three All-Americans in 2006-07, along with nine all-region and all-district honorees, and 110 all-WAC performers.

Even more impressive than Utah State's athletic achievements are the successes by Aggie student-athletes in the classroom under Spetman. Overall, USU's student-athletes lead the WAC with a 78 percent graduation rate, and have maintained over a 3.0 cumulative grade-point average. During the 2006-07 academic year, 94 student-athletes earned academic all-WAC honors, while 21 more earned academic all-freshmen/transfer honors. Utah State also had 148 student-athletes recognized at its annual Joe E. Whitesides Luncheon for earning a 3.2 or better GPA.

Under Spetman's leadership, Utah State has also moved forward with several facility projects. The most recognizable upgrades have been at Romney Stadium as the south entrance has been remodeled adding more restrooms, a new concession complex, a new ticket office and an enhanced entrance. Currently under construction is a \$12.5 million North Endzone Facility, which will serve to meet the academic and athletic needs of all 16 Utah State intercollegiate sports. The state-of-the-art facility will house an extensively improved sports medicine department, central equipment area, new locker rooms for football, women's soccer, women's track and softball, a Hall of Fame and a hospitality plaza on the first floor. The second floor will house offices, meeting rooms and a 123-seat auditorium, while a premier student-athlete academic area with tutor rooms, classrooms, computer labs and office space will reside on the third floor.

In 2007, Spetman also crafted a business partnership with Intermountain Health Care for medical coverage. This partnership will reduce medical costs, while providing enhanced coverage as well as advancement in the medical treatment area. A new marketing agreement has also been made with Learfield Sports Properties,

which will guarantee marketing revenue to the department, while expanding its resources on a national level.

Spetman came to Utah State after a successful eight-year run (1996-2003) as Director of Athletics at the United States Air Force Academy in Colorado Springs, Colo. During his tenure, he administered the school's 27-sport intercollegiate program as well as the physical education and intramural programs. Under his command, athletics teams at the Academy enjoyed unmatched success as the football team participated in four bowl games, while the men's basketball team advanced to its first-ever NCAA Tournament.

Originally from Council Bluffs, Iowa, Spetman graduated from the Air Force Academy in 1976. His competitive spirit and warrior-like attitude earned him three varsity letters in football, the team co-captain as a senior, and two heavyweight Wing Open Boxing Championships.

Spetman's 28 and one-half year military career has taken him around the world and in a variety of positions. A command pilot with more than 3,000 hours of flight time, Spetman's range of positions has taken him from assistant football coach to a pilot and from the Chief of Bomber Planning in Desert Shield and Desert Storm to serving as Chief, Command and Control Division, Operations Directorate at the U.S. European Command in Stuttgart, Germany.

A graduate from Squadron Officer School, he attended the National War College and earned a master's degree in National Security Strategy. Spetman also holds a master's in management and supervision from Central Michigan University. He is currently the Western Athletic Conference's golf liaison and serves as the second Vice President of the National Association of Collegiate Directors of Athletics.

He and his wife, the former Rebecca Luhring of Des Moines, Iowa, are the parents of two children, Brian and Kim.



UTAH STATE ATHLETICS DIRECTORS

1950s-Present

H.B. Hunsaker	1955-63
Frank Williams	1964-72
Ladell Andersen	1973-82
Dave Kragthorpe	1983-84
Rod Tueller	1985-92
Chuck Bell	1993-97
Bruce Van De Velde	1998
Rance Pugmire	1999-2004
Randy Spetman	2004-present



JEFF CROSBIE

*Assistant Athletics Director
Business Manager
Sixth Year at USU*

In his first year as Assistant Athletics Director for Business Operations and sixth year at Utah State is Jeff Crosbie. Crosbie joined the Aggie staff in June, 2003 as the Assistant Ticket Manager before being promoted to Assistant Athletics Director for Ticket Operations in May, 2005. Crosbie served as USU's Ticket Manager for three years before being promoted to his current position in May, 2007.

A former Utah State quarterback from 1998-2002, Crosbie finished his career on the school's top-10 lists in passing yards, completions, attempts and touchdown passes. He threw for 3,408 yards, while starting at Utah State in the last half of 1998 and all of 1999.

An athletic quarterback, Crosbie threw for 311 yards in Utah State's 34-31 overtime loss to BYU, and ran for 77 yards in USU's 37-35 win at Nevada during the 1999 season.

Born Dec. 25, 1976 in Logan, Utah, Crosbie went to high school at Mountain Crest (Hyrum, Utah) and earned all-state honors in football and basketball. He earned his degree from Utah State in 2003.

He and his wife Amy, a former Utah State volleyball standout and current assistant academic coordinator at USU, have one daughter, Kiera (3).



JANA DOGGETT

*Sr. Associate Athletics Director
External Operations
Second Year at USU*

Jana Doggett is entering her second year as Senior Associate Athletics Director for External Operations at Utah State. In her role, she oversees the Big Blue Scholarship Fund, marketing, event management, media relations, Aggie Sports Properties and the ticket office, along with several sports.

Prior to her current position, Doggett spent 11 years in the athletics department at San Diego State, from 1993-2003, including six years as an associate director of athletics. She also worked at the National Multiple Sclerosis Society San Diego Area Chapter and for the City of San Diego in the Corporate Sponsorship and Development Program.

At San Diego State she supervised all 16 of the athletic department's head coaches as well as the ticket office, marketing and promotions, financial aid, academics, compliance, event management, video production, weight and equipment rooms, sports medicine and business services.

Doggett graduated with a degree in speech communication from San Diego State University. She was born and raised in Nezperce, Idaho before moving to Visalia, Calif., during her high school years.



KEVIN DUSTIN

*Associate Athletics Director
Director of Development
12th Year at USU*

Kevin Dustin is in his second year as Associate Athletics Director for Development at Utah State and 12th year overall working in the athletics department. Prior to his current position, Dustin spent seven years as the Associate Athletics Director for External Operations. In his role he is responsible for major gifts and capital projects for the athletic department.

Dustin began his affiliation with Utah State in 1997 as an assistant basketball coach under Larry Eustachy, and served in that capacity for two years. In 1998 the Aggies won the Big West Championship and advanced to the NCAA Tournament for the first time since 1988.

Prior to coming to Utah State, he was a high school basketball coach and teacher and led Sky View (Smithfield, Utah) High School to the 1994 state championship.

Dustin graduated from Utah State with a bachelor's degree in physical education in 1983, and a master's degree in education in 2000.

Born August 7, 1959 in Logan, Utah, Dustin attended North Rich High School in Laketown, Utah. He is married to Danene, who earned a master's degree from USU in 2007, and together have five children, Danielle (25), Scott (20), Shelby (17), Keaton (14) and Riley (12).



DR. BRIAN EVANS

*Associate Athletics Director
Student-Athlete Services
Eighth Year at USU*

Beginning his eighth year at Utah State as Associate Athletics Director for Student-Athlete Services is Dr. Brian Evans. Evans joined the USU staff in July, 2000 after spending three years as Assistant Director of Athletic Academic Services at Texas Tech from 1997-2000. Previously he was the Academic Coordinator at Montana State from 1995-97.

Evans oversees the student-athlete services unit, directing academics and certification of initial and continuing eligibility of Utah State student-athletes. He directs a staff of two full-time assistants, one graduate assistant and two undergraduate assistants.

The 1987 Colorado journalism graduate, earned a master's degree in athletic administration from Idaho State in 1988 and a doctorate of higher education administration from Montana State in 2000.



ATHLETICS STAFF



**JAKE
GARLOCK**

*Compliance Coordinator
Second Year at USU*

Entering his second year as Utah State's Compliance Coordinator is Jake Garlock. In his position, Garlock is in charge of maintaining USU's compliance in accordance with the NCAA and Western Athletic Conference. He also handles rule interpretations and maintains squad lists.

Prior to joining the athletics department, Garlock spent one year as a practicing attorney for family law and personal injury.

Garlock, who is originally from Salem, Ore., graduated from Brigham Young University with a bachelor's degree in psychology in 2002. He then received his law degree from Willamette University in 2005.

Garlock was born on March 19, 1978 in Salt Lake City, Utah. He and his wife Jenny have two daughters, Grace (4) and Sophia (1).



**TOM
HALE**

*Assistant Athletics Director
Annual Giving
Fourth Year at USU*

In his fourth year as the Assistant Athletics Director of Annual Giving at Utah State is Tom Hale, who started in the department in March, 2004. In his role, he is responsible for the operations and donor relations with members of the Big Blue Scholarship Fund. While trying to recruit new donors to the program, Hale also runs USU's fund drives, golf tournaments and the annual Aggie auction.

A Logan native, Hale worked at Al's Sporting Goods, Cache Valley Builders and Washington Mutual in Logan prior to coming to USU. He graduated from Logan High School and then Utah State with a degree in liberal arts in 1991. While at USU, he worked as an athletic media relations intern.

Born, Sept. 13, 1964 in Logan, Hale is married to Allison. He has five children, Alex (18), Paden (15), Madeleine (12), Mason (5) and Leah (4).



**JASON
HERBERS**

*Assistant Athletics Director
Marketing and Promotions
Third Year at USU*

Jason Herbers is in his third year as the Assistant Athletics Director for Marketing and Promotions at Utah State University after joining the staff in June, 2005. His duties include marketing campaigns and promotions of USU's 16 intercollegiate sports.

Herbers most recently was the Director of Marketing, Promotions and Ticket Operations at Eastern Washington University from July, 2001 to May, 2005.

Prior to working at EWU, Herbers was the Promotions Coordinator at Wisconsin from 1998-2001. He also worked for the La Crosse Bobcats of the Continental Basketball Association, the Wisconsin Intercollegiate Athletic Conference, the Milwaukee Bucks and the Madison Mad Dogs.

Herbers graduated from Wisconsin-La Crosse in 1997 and has nearly completed his master's degree from Eastern Washington.

He was born in Monroe, Wis., on August 12, 1975 and attended Verona Area High School in Verona, Wis.



**DAVE
KRAGTHORPE**

*Special Assistant to the AD
Third Year at USU*

In his third year as Special Assistant to the Athletics Director is Dave Kragthorpe, who has been at Utah State as an athlete, athletic director and Alumni Association officer. In his position, he is in charge of the Aggie Up fundraising program, while assisting in raising money for the North Endzone Project.

Prior to joining the athletic department, Kragthorpe worked in the USU Alumni Office for more than a decade.

Kragthorpe was a two-time all-conference selection as a football lineman at Utah State in 1953 and 1954 and was named to the school's all-century team in 1993. After graduation he played one year with the New York Giants.

Kragthorpe was an assistant football coach at Idaho Falls (Idaho) High School and head coach at Roosevelt (Mich.) High School. He then was an assistant at the college level at Montana, South Dakota State and Brigham Young, while also serving as head coach at South Dakota State and Idaho State.

While at Idaho State, he coached the Bengals to the NCAA I-AA national championship in 1981. He then served as the athletics director at USU from 1983-84 before returning to the collegiate coaching ranks at Oregon State and earning PAC-10 Coach of the Year honors.

In 2005 he received the Distinguished Alumnus Award from Utah State.

He and his wife Barbara have two grown children in Kurt, who is a sports writer for the Salt Lake Tribune and Steve, who is the head football coach at the University of Louisville.

QUICK FACTS

OUTLOOK

AGGIE BIOS

COACHES

OPONENTS

SEASON REVIEW

RECORDS

UNIVERSITY



DALE MILDENERGER

*Sr. Associate Athletics Director
Head Athletic Trainer
Adjunct Associate Professor
33rd Year at USU*

Dale Mildenerger is entering his 33rd year as the Head Athletic Trainer at Utah State University. As a Senior Associate Athletics Director he is responsible for the health of all of USU's student-athletes, while also overseeing the strength and conditioning program, the equipment area, and teaching and supervising the graduate athletic training program.

Mildenerger has received numerous awards, including being inducted into the National Athletic Trainers Association Hall of Fame in 1994, the Rocky Mountain Athletic Trainers Association Hall of Fame in 1998 and being named to the inaugural Utah Athletic Trainers Association Hall of Fame in 2003. In addition he was named the 2004 Utah Athletic Trainer of the Year.

Prior to coming to Utah State, Mildenerger was an assistant athletic trainer at the University of Arizona (1974-75), assistant athletic trainer at the United States Military Academy (1969-72) and the head trainer of the Harlem Globetrotters (1969, 1973).

A 1973 graduate of Colorado State, he earned a master's degree from Arizona in 1975.

Mildenerger was born May 6, 1949 in Greeley, Colo. He is married to Kathy and has four grown children, Kip, Robyn, Kory and Lani.

Utah State Athletic Trainers (1921-present)

George 'Doc' Nelson	1921-57
Red Burnett	1958-63
Jimmy Railey	1964-71
Dick Melhart	1971
Jim Riley	1971-74
Dale Mildenerger.....	1975-present



PRESTON OTTE

*Assistant Director
Marketing & Ticket Operations
First Year at USU*

Entering his first year as the Assistant Director for Marketing and Ticketing is Preston Otte, who began his duties within the athletics department in June, 2007.

In his role, Otte is in charge of corporate and group ticket sales, assists in the running of the ticket office and assists in event management, sales and sponsorships.

Otte was born in Burley, Idaho and was a four-year letterman on Utah State's golf team, earning academic all-WAC honors in 2007. He graduated from USU with a bachelor's degree in entrepreneurship and human resource management in May, 2007. Is married to Jessica Otte, who earned four varsity letters on USU's gymnastics team.



STEPHANIE PLUEARD

*Assistant Athletics Director
Ticket Operations
First Year at USU*

Entering her first year as the Assistant Athletics Director for Ticket Operations is Stephanie Plueard, who joined the Aggie staff in May, 2007. In her position, she oversees the ticket office operations for both athletic and campus events.

Plueard comes to Utah State following a four-year stint at the University of Oregon where she served as a ticket office intern (2003-04), ticket office coordinator (2004-05), and assistant director of ticket sales and operations (2005-07).

Plueard is a native of Springfield, Ore., and graduated from Eastern Oregon University in 2003 with a bachelor's degrees in business administration, and physical education and health. During her time at EOU, she spent three years in the athletics department as a student assistant to the AD.



SCOTT RANDALL

*Assistant Athletics Director
Internal Operations
Second Year at USU*

Scott Randall is entering his second season at Utah State as an Assistant Athletics Director for Internal Operations. Randall's responsibilities include creating and developing game-day operations and event management.

Prior to his current position at Utah State, Randall spent three years as the Senior Public Event Manager at the University of California, San Diego. He began his career in athletics at San Diego State University where he was the Assistant Director of Facilities and Operations from 1999 to 2003. During his time at San Diego State, he worked the First and Second Rounds of the 2001 NCAA Tournament, as well as the 2001 NCAA Women's Volleyball Tournament.

Randall, a native of Champaign, Ill., graduated from the University of Illinois in 1999 with a bachelor's degree in history.



DOUG HOFFMAN

*Assistant Athletics Director
Media Relations
Ninth Year at USU*

Entering his first year as the Assistant Athletics Director for Media Relations and ninth year with the department is Doug Hoffman, who joined the staff in December, 1998. Prior to his current position, Hoffman spent eight years as the Associate Media Relations Director at Utah State.

As the Media Relations Director, Hoffman oversees the publicity of Utah State's 16-sport program, working closely with the media, USU staff, coaches and student-athletes, while serving as the men's basketball and women's volleyball contact.

Hoffman came to Utah State after spending one year at Indiana State University. Prior to that he was a graduate assistant in the media relations office at the University of Wyoming from 1994-97.

Hoffman graduated from the University of Wyoming in 1993 with a bachelor's degree in communications. He was born June 4, 1970 in Mitchell, S.D., and he and his wife Shellee have one son, Chase (3).



ZACH FISHER

*Assistant Media Relations Director
Second Year at USU*

In his second year as Assistant Media Relations Director is Zach Fisher. Fisher serves as the media contact for Utah State's football and gymnastics teams, while assisting in a number of areas in the office.

He oversees statistical crews for football and basketball, while also working on USU's web site, and helping coordinate the day to day operations of the media relations office.

Fisher came to Utah State after spending three years as the Athletic Media Relations Director at West Texas A&M. Prior to that, he worked as an assistant at Pittsburg (Kan.) State for two years.

While at West Texas A&M, he received nine national awards from the College Sports Information Directors of America, including three "Best In The Nation" awards for his volleyball, men's soccer and women's soccer media guides in 2004.

In the spring of 2006, Fisher successfully placed one of West Texas A&M's student-athletes in the Faces In The Crowd section of Sports Illustrated magazine.

Fisher was born in Billings, Mont., on Feb. 23, 1978 and graduated from Carroll (Mont.) College in 2001 with a degree in communication studies and public relations. He attended Billings West High School where he competed in soccer, basketball and track.



ASHLEY McWILLIAMS

*Assistant Media Relations Director
First Year at USU*

Ashley McWilliams is entering her first year as an Assistant Media Relations Director at Utah State. She will serve as the media contact for soccer, women's basketball and softball, be one of the chief statisticians for the department and maintain the athletics web site.

McWilliams comes to Utah State after spending one year as a full-time intern at Harvard University where she worked with men's tennis and assisted with men's and women's basketball, football, and men's and women's ice hockey.

During the summer of 2006, McWilliams volunteered with the inaugural National Special Olympic Games held at Iowa State University, and was in charge of statistical services for golf.

McWilliams, who was born on Oct. 3, 1983, is a native of Manchester, Iowa, and graduated from Iowa State University in 2006 with a bachelor's degree in sports management. During her time at ISU, she spent two years in the athletic media relations office working with women's tennis and assisting with football, volleyball, and men's and women's basketball.



RYAN TALBOT

*Staff Photographer
Third Year at USU*

Entering his third year as the staff photographer for the athletics department is Ryan Talbot. Along with his photo responsibilities, Talbot also produces media guide covers and posters for the department, along with providing computer tech support.

Prior to his current position, Talbot spent over three years as a photographer for the Utah Statesman. During his time with the Statesman, he was awarded a first-place and a second-place by the Utah News Photographer Association for sports photos among University students.

A native of Logan, Talbot earned his bachelor's degree in mechanical engineering with a minor in mathematics from Utah State in 2006. He plans on pursuing a master's degree from USU as well in mechanical engineering.

Utah State Athletic Media Relations Directors (1950s-present)

Bob Hatch	1950s
Karl Klages	1957-63
Harvey Kilpatrick	1964-69
Ken Mitchell	1970-73
Craig Hislop	1974-93
John Lewandowski	1994-96
Mike Strauss	1997-2007
Doug Hoffman	2007-present

QUICK FACTS

OUTLOOK

AGGIE BIOS

COACHES

OPONENTS

SEASON REVIEW

RECORDS

UNIVERSITY



ADMINISTRATION & SUPPORT



AREA CODE - 435



Mike Bair
Equipment
Coordinator
797-3255




Stephanie Bear
Staff Assistant
Football
797-1870



Cherie Child
Big Blue Scholarship
Fund Assistant
797-2583



Aneka Christensen
Travel Coordinator
797-1851



Ronda Christoffersen
Administrator's Assistant
797-2060



Amy Crosbie
Academic Coordinator
797-3294



Jeff Crosbie
Assistant AD
Business Operations
797-1858



Jana Doggett
Sr. Associate AD
External Operations
797-1850



Kevin Dustin
Associate AD
Development
797-1860



Dr. Brian Evans
Associate AD
Student Services
797-1868



Zach Fisher
Assistant Media
Relations Director
797-2066



Vicky Fonesbeck
Staff Assistant
797-8115



Jake Garlock
Compliance
Coordinator
797-1853



Bill Garren
Video Coordinator
797-0079



Tom Hale
Assistant AD/Big Blue
Scholarship Fund Director
797-1828



Karen Hamilton
Student-Athlete
Services Secretary
797-1849



Jason Herbers
Assistant AD
Marketing & Promotions
797-1360



Doug Hoffman
Assistant AD
Media Relations
797-3714



Kristin Johnson
Staff Assistant
Women's Basketball
797-1850



Chris Knox
Assistant Ticketing
Operations
797-0009



Dave Kragthorpe
Special Assistant
to the AD
797-1783



Dr. Trek Lyons
Team Physician
716-2859



Ashley McWilliams
Assistant Media
Relations Director
797-1361



Fawn Michel
Assistant Trainer
797-3636



Dale Mildenberger
Sr. Associate AD
Support Services
797-3636



Jane Nielsen
Staff Assistant
Business Operations
797-1995



Preston Otte
Assistant Marketing/
Ticket Manager
797-0304



Stephanie Plueard
Assistant AD
Ticketing Operations
797-0304



Scott Randall
Assistant AD
Internal Operations
797-7186



Kurt Schmidt
Assistant Strength
& Conditioning
797-3638



Randy Spetman
Director of Athletics
797-2060



Shukria Stewart
Academic Advisor
797-1783



Mark Uyeyama
Head Strength
& Conditioning
797-8031



Ken White
Faculty Rep.
797-2149



Mike Williams
Assistant Trainer
797-3636



Karen Yindeepit
Insurance Coordinator
797-8030

17 NCAA TOURNAMENT APPEARANCES • 10 NIT APPEARANCES • 7 REGULAR SEASON CHAMPIONSHIPS • 6 TOURNAMENT CHAMPIONSHIPS • 1 GOAL - WIN



2006-07 YEAR IN REVIEW



Heather Cairns
(Soccer)
Four Years



Ray Corn
(Gymnastics)
29 Years



Grayson DuBose
(Volleyball)
One Year



Gregg Gensel
(Track & Field/
Cross Country)
19 Years



Brent Guy
(Football)
Two Years

In just its second season as a member of the Western Athletic Conference, Utah State continued its overall athletic success as its 16 varsity teams combined to win three team championships, while finishing second in three other sports. Overall, 110 USU's student-athletes received all-WAC honors. Not only did USU prosper in athletic competition, but it also excelled in the classroom with 115 all-academic selections.

Men's & Women's Cross Country - Utah State's cross country teams reigned supreme in 2006 as the Aggie men won their second straight WAC title, while the women claimed their second overall league championship. For his efforts, veteran head coach Gregg Gensel was named both the men's and women's Coach of the Year in the WAC. USU concluded its season at the NCAA West Regionals as the women placed ninth and the men 10th.

Football - Despite suffering through a 1-11 season (1-7 WAC), Utah State football laid the foundation for the future during 2006 as second-year head coach Brent Guy played 16 freshmen. Among all players who started at least one game, nine were freshmen, 15 were sophomores, and 15 were juniors. Individually, three players earned all-WAC honors in Ben Calderwood (second-team), Malik Cin (second-team) and Paul Igboeli (Freshman of the Year).

Volleyball - Under first year head coach Grayson DuBose, Utah State's volleyball team raced out to a quick start and was 3-1 in the WAC before injuries took its toll. Despite its 13-19 record, including a 6-10 league mark, USU's misfortunes should be short-lived as it played six underclassmen, five juniors, and just one senior. Two players were honored by the WAC at season's end in Amanda Nielson (second-team) and Melissa Larson (all-freshman team).

Women's Soccer - In its 11th year, Utah State's soccer program had a banner season with a 10-8-2 record, including a second-place finish in the WAC with a 5-0-2 mark. It's 10 wins tied for the most in school history, while its .550 winning percentage ranked second all-time. Individually, three players earned all-WAC honors in Charity Weston (first-team), Lindsey Smart (Freshman of the Year and second-team) and Dana Peart (second-team).

Men's Basketball - Led by All-American Jaycee Carroll, Utah State's men's basketball team recorded its eighth straight 20-win season (23-12) and advanced to postseason play for the eighth straight year as it played at Michigan in the National Invitation Tournament. After finishing fourth in the WAC during the regular season (9-7), USU advanced to the tournament championship game of its conference for the seventh time in the last eight years.

Women's Basketball - In its fourth season of reinstatement, Utah State's women's basketball continued its ascend in the WAC as the team finished sixth in the conference with a 7-9 league record. Overall, the team notched 11 wins during the year after winning just three times the previous season.

Gymnastics - Led by WAC Gymnast of the Year Jessica Parenti-Otte, Utah State had another outstanding season under veteran head coach Ray Corn. Following an 8-9 record during the regular season, Utah State finished in third-place at the WAC Championships. USU then participated in its 26th NCAA Regional appearance in school history, placing sixth.

Men's & Women's Tennis - Both of Utah State's tennis programs performed well during the year as the men finished with a 9-9 record, while the women were 9-10. At the 2007 WAC Championships, the women tied for fifth and the men tied for seventh. Individually, Courtney Anderson earned second-team all-WAC honors as she finished the season 13-3 at No. 1 singles.

Men's Golf - Utah State's golf team finished ninth at the 2007 WAC Championships after competing in eight tournaments and one dual during the season. Individually, Devin Daniels placed second at the championships, USU's highest individual finish since 1997.

Softball - In its first year under head coach Candi Letts, Utah State's softball team advanced to postseason play for the first time since 1990, earning the sixth-seed at the WAC Tournament. Overall, USU finished the season with a 17-36 record, including a 5-13 league mark, while Jamie Fife earned first-team all-WAC honors.

Indoor & Outdoor Track & Field - Utah State's track and field teams had an outstanding year as the Aggie men won the WAC's outdoor championship and placed second during the indoor season, while the women finished fourth during the indoor season and fifth at the outdoor championships. The highlight of the indoor season was Jennifer Twitcehl becoming just the seventh athlete in school history to earn All-America honors as she placed fifth in the mile. Following the WAC's outdoor championship, USU sent 14 student-athletes to the NCAA West Region meet as the men finished 15th and the women 19th. Four of those qualifiers then advanced to the NCAA Championships. For his efforts, Gregg Gensel was honored for the third time during the year as he was named the league's men's Outdoor Coach of the Year.



Dean Johansen
(Golf)
Seven Years



Candi Letts
(Softball)
One Year



Stew Morrill
(Men's
Basketball)
Nine Years



Raegan Pebley
(Women's
Basketball)
Four Years



Christian Wright
(Tennis)
15 Years

QUICK FACTS

OUTLOOK

AGGIE BIOS

COACHES

OPONENTS

SEASON REVIEW

RECORDS

UNIVERSITY

CLASS OF 2008



Jay Dee Harris
Contributor



Max Perry
Basketball



Chuck Mills
Football Coach



MacArthur Lane
Football



Kelly Smith
Softball



1978 National Championship Volleyball Team
Front Row (L-R): Katrinka Crawford, Jill Hirschinger, Sheryl Meyer, Dea Kidd.
Back Row (L-R): Drora Epstein, Gayle Adamowicz, Jo Vrazel, Sandy Lynn, Lucia Chudy, Annette Cottle, Jan Corley.

USU ATHLETICS HALL OF FAME

Following the reinstatement of the Utah State Athletic Hall of Fame in 2006 with five inductees, The Hall welcomed six more members in 2007 with the inductions of Ladonna Antoine-Watkins, Robert Broughton, Rulon Jones, John Ralston, Jay Van Noy and Nate Williams.

In April, 2007, The Hall also announced the Class of 2008 which will officially be inducted in February, 2008. The newest members to Utah State's Athletic Hall of Fame are MacArthur Lane, Chuck Mills, Max Perry, Kelly Smith, Jay Dee Harris, and the 1978 National Championship Volleyball Team, the first team to be inducted into the Utah State Athletics Hall of Fame, to increase the number of members to 43.

The Hall was founded in 1993 with 12 initial members. In 1994 the school added eight more members and in 1995, seven more honorees were selected.

The addition of any Hall of Fame selections was stopped until 2006 when Marvin Roberts, Al Smith, Kris Stano Lilly, John Clyde Worley and Dr. John Worley were inducted in February of that year.

CLASS OF 1993

Annette Viola Cottle
Volleyball, Basketball, Volleyball Coach

Wayne Estes
Basketball

Mary Lou Ramm Flippen
Softball

Fern Gardner
Basketball, Softball, Tennis, Volleyball, Basketball Coach, Softball Coach, Volleyball Coach

Cornell Green
Basketball

Ralph Maughn
Football, Basketball, Track, Basketball Coach, Football Coach, Track Coach

George "Doc" Nelson
Athletic Trainer, Wrestling Coach

Merlin Olsen
Football

Class of 1993 (cont.)

E.L. "Dick" Romney
Athletic Director, Football Coach, Basketball Coach, Baseball Coach, Track Coach

Kent Ryan
Football, Basketball, Track

L. Jay Silvester
Track

Elmer "Bear" Ward
Football, Track

CLASS OF 1994

Ladell Andersen
Basketball, Basketball Coach, Athletics Director

H. Cecil Baker
Basketball, Track, Basketball Coach

Mark Enyeart
Track

Phil Olsen
Football

Eddie Peterson
Football, Track

Len Rohde
Football

Elaine Roque
Volleyball

Frank "Buss" Williams
Football, Wrestling, Track, Athletics Director

CLASS OF 1995

Tony Adams
Football

Jay Don Blake
Golf

Karolyn Kirby
Volleyball

Clark Miller
Football

Bill Staley
Football

Conley Watts
Basketball

Glen Worthington
Football, Track, Basketball

CLASS OF 2006

Marvin Roberts
Basketball

Al Smith
Football

Kris Stano Lilly
Gymnastics

John Clyde Worley
Football, Basketball, Baseball, Track

Dr. John Worley
Football, Team Physician

CLASS OF 2007

Ladonna Antoine-Watkins
Track

Robert Broughton
Football, Wrestling

Rulon Jones
Football

John Ralston
Football Coach

Jay Van Noy
Baseball, Football

Nate Williams
Basketball

CLASS OF 2008

Jay Dee Harris
Contributor and Advisor

MacArthur Lane
Football

Chuck Mills
Football Coach

Max Perry
Basketball

Kelly Smith
Softball

1978 National Championship Volleyball Team