

2016-17 UTAH STATE MEN'S BASKETBALL

UTAH STATE INFORMATION

Location	Logan, Utah
Founded.....	1888
Enrollment	28,662
Nickname.....	Aggies
School Colors.....	Navy Blue, White and Pewter Grey
Arena.....	Dee Glen Smith Spectrum (10,270)
Conference	Mountain West
President.....	Stan Albrecht (Brigham Young, 1996)
Vice President & Athletics Director	John Hartwell (The Citadel, 1987)
Athletic Department Phone	(435) 797-1850
Ticket Office Phone	(435) 797-0305 or 1-888-USTATE-1

COACHING STAFF

Head Coach	Tim Duryea (North Texas, 1988)
Record at Utah State.....	16-15 (One season)
Career Record.....	same
Associate Head Coach.....	Tarvish Felton (Southern Utah, 1999)
Assistant Coach.....	Louis Wilson (William Jewell, 1992)
Assistant Coach.....	Spencer Nelson (Utah State, 2005)
Director of Player Development	Kyle Taylor (UCLA, 2005)
Director of Basketball Operations	Jesse Parker (Utah State, 2012)



TEAM INFORMATION

2015-16 Record.....	16-15 (10-6 H, 5-8 A, 1-1 N)
2015-16 MW Record.....	7-11 (T-8th)
Postseason	MW Tournament Quarterfinals
Lettermen Returning/Lost	4/7
Starters Returning/Lost	3/2
Redshirts	1
Newcomers.....	10
Overall Record	1,552-1,074 (.591)
NCAA Appearances/Record	20 (6-22, .214)
NIT Appearances/Record	9 (2-9, .182)
CIT Appearances/Record	1 (4-1, .800)
All-Time Postseason Appearances/Record	30 (12-32, .273)

MEDIA RELATIONS

Assistant AD for Media Relations (Basketball SID)	Kyle Cottam
Office Phone.....	(435) 797-2066
Cell Phone.....	(435) 817-7702
Email Address	kyle.cottam@usu.edu
Associate AD for Media Relations (Director)	Doug Hoffman
Office Phone	(435) 797-3714
Assistant Media Relations Coordinator.....	Megan Allen
Office Phone	(435) 797-5547
Assistant Media Relations Coordinator.....	Wade Denniston
Office Phone.....	(435) 797-1361
SID Fax.....	(435) 797-2615
Spectrum Press Row.....	(435) 797-1686
Graduate Assistant	Sean O'Sullivan
Graduate Assistant	Lea Williams
Website.....	www.utahstateaggies.com
Mailing Address	7400 Old Main Hill, Logan, Utah 84322-7400





1	QUICK FACTS
Utah State Basketball Facts	1
Table of Contents/Credits	2
Media Information	3
Credential Policy	3
Media Outlets	4

5	THIS IS UTAH STATE BASKETBALL
This is Utah State Basketball	5
Game Day Atmosphere	6-7
A Tradition of Great Players	8
A Tradition of Excellence	9
Dee Glen Smith Spectrum	10-11
A Commitment to Academics	12
Basketball Facilities and Support	13
Laub Athletics-Academics Complex	14-15
Media Exposure	16
Campus Life	17
Logan and Cache Valley	18

19	2016-17 OUTLOOK
2016-17 Utah State Outlook	20-21
Aggie Rosters	22
Radio/Television Roster	23
2016-17 Utah State Schedule	24

25	AGGIE BIOS
Senior Jalen Moore	26-27
Senior Shane Rector	28
Junior Julion Pearre	29
Sophomore Quinn Taylor	30
Redshirt Sophomore Alexis Dargenton	31
Senior Connor Garner	31
Junior Ngor Barnaba	31
Sophomore Norbert Janicek	32
Freshman Diogo Brito	32
Freshman Trevin Dorius	32
Freshman Daron Henson	33
Freshman Koby McEwen	33
Freshman Sam Merrill	33
Freshman Abel Porter	34
Freshman Klay Stall	34

35	COACHING STAFF
Head Coach Tim Duryea	36-37
Associate Head Coach Tarvish Felton	38
Assistant Coach Louis Wilson	39
Assistant Coach Spencer Nelson	40
Director of Player Development Kyle Taylor	41
Director of Basketball Ops Jesse Parker	41
Support Staff	42

43	2015-16 OPPONENTS
Southern Virginia	44
UC Irvine	44
NJIT	44
Bristol	44
Idaho State	44
Purdue	44
Texas Tech	45
Auburn	45
BYU	45
Indiana State	45
Great Falls	45
Utah Valley	45
New Orleans	46
Weber State	46
Boise State	46
Air Force	46
New Mexico	46
UNLV	46
Wyoming	47
San Diego State	47
Colorado State	47
Fresno State	47
Nevada	47
San José State	47
All-Time Opponents	48-49
Conference Tournament History	50
NCAA, NIT and CIT History	51
NCAA, NIT and CIT Records	52
USU Results vs All Opponents	53-61
USU vs The Conferences	62

63	MOUNTAIN WEST CONFERENCE
Mountain West Conference	63
Mountain West Composite Schedule	64

65	2015-16 SEASON REVIEW
2015-16 USU Overall Statistics	66
2015-16 USU Mountain West Statistics	67
2015-16 USU Results	68
2015-16 Team Comparison	69
2015-16 Points-Rebounds-Assists	70
2015-16 USU Trends	71
Non-Returning Players	72-73
2015-16 MW Overall Statistics	74-76
2015-16 MW Conference Statistics	77-79
2015-16 Box Scores	80-88

89	UTAH STATE RECORDS
Team Records	90
Individual Records	91
Career Records	92-94
Single-Season Records	95-97
Single-Game Records	98-99
Year-by-Year Leaders	100-103
Year-by-Year Statistics	104-105
Single-Season Team Bests	106
Single-Game Teams Bests	107-108
Single-Game Highs/Overtimes	109-110
All-Time Honors	111-114
USU in the National Polls	115-116
Largest Margin of Victory/Defeat	117
USU All-Century Team	118
All-Time Results	119-136
Year-by-Year Records	137-138
All-Time Lettermen	139-140

141	UTAH STATE UNIVERSITY
Utah State University	142
Utah State Athletic Facilities	143
President Stan Albrecht	144
VP/Director of Athletics John Hartwell	145-146
Utah State Athletic Administration	146-149
Media Relations Staff	150
Utah State Athletic Directory	151

BASKETBALL GUIDE CREDITS

EDITORIAL: The 2016-17 Utah State Men's Basketball Guide is a product of the USU Athletic Media Relations Office and was written, edited and designed by Kyle Cottam, Assistant Athletics Director for Communications. Contributions by Doug Hoffman, Associate Athletics Director for Media Relations; Megan Allen, Assistant Media Relations Coordinator, Wade Denniston, Assistant Media Relations Coordinator and student assistants Lea Williams, Sean O'Sullivan, Kalen Taylor and Ashley Springer.

COVERS: Summit Communications.

PHOTOGRAPHY: Richard T. Clifton, Robert Crawford, Cody Gochmour, Frank Jensen, Brady & Lynn Kay, Eli Lucero, Josh Munns, Steven Navratil, Ryan Talbot, Tyson Bybee, Tom Till, Rick Parker and Mike Williams.

PRINTING: Publication, Design and Production, Logan, Utah

WARDROBES: Mr. Mac's.



COVERING UTAH STATE

TO THE MEDIA

The 2016-17 Utah State men's basketball guide has been prepared to assist you in covering the Aggies this season. Additional information is available by contacting the Athletic Media Relations Office at (435) 797-2066 or through USU's website at www.UtahStateAggies.com.

WEEKLY PRESS RELEASE

Prior to each game a complete release previewing the upcoming game(s) and reviewing the season will be available on the Utah State University athletic website at www.UtahStateAggies.com. The release will also be e-mailed to media requesting this service each week.

PRESS CONFERENCES

Head coach Tim Duryea will hold a press conference in Logan on select Monday's during the season at locations to be determined at 11:45 a.m. Quotes from the press conference will be available on USU's website (www.UtahStateAggies.com) and will also be e-mailed per request. When there is no press conference, a weekly conference call will be conducted usually one to two days prior to that week's games.

INTERVIEWS

All requests for interviews with Utah State players and coaches should be made directly through the Athletic Media Relations Office (435) 797-2066 and should be made at least one day in advance. The best time for player interviews is right after practice, while head coach Tim Duryea should be available in the mornings, as well as after practice. Players will be available all but two days prior to game day.

GAME DAY INFORMATION

PARKING

Credentialed media will be allowed access to the parking lot on the north side of the arena (B-Lot). A parking pass is required for admittance to that area and should be requested at least one week in advance of the game.

PRESS ROW SERVICES

Access to press row is limited to those with working credentials. A credential does not guarantee a seat at press row.

Game programs, game notes and flip cards will be provided prior to the game. Statistics and play-by-play information will be provided at half-time. At the conclusion of the game a complete statistical book, typed quotes and postgame notes will be available. Final game statistics, notes and quotes will be e-mailed to media requesting the service.

Wireless Internet will be available to media during the game. A limited number of telephones will be available on press row on a first-come, first-served basis. Requests for personal phones should be made through USU Telephone Services at (435) 797-3201 at least one week prior to the game.

PHOTOGRAPHERS' ACCESS

Photographers are allowed to shoot from designated areas on the baselines on each end of the court. Due to limited space, photographers cannot shoot from or in front of the scorer's table. Team rosters are provided on press row.

POSTGAME INTERVIEWS

The Utah State locker room is closed to the media on game days. Postgame interviews will take place after a brief cooling off period in a designated area.

ELECTRONIC SERVICES

ON THE AIR

Utah State basketball games are broadcast on **KVNU (610 AM/102.1 FM)** and **KLZX (95.9 FM)** in Logan, **KZNS (97.5 FM)** in Salt Lake City, **KVEL (920 AM)** in Vernal, **KRPX (95.3 FM)** in Price, and **KLZX (105.3 FM)** in Montpelier, Idaho, as well as on the Internet at www.UtahStateAggies.com. Al Lewis serves as the play-by-play announcer while Rod Tueller serves as the analyst during home games and select road games.

ON THE INTERNET

All of Utah State's home games that aren't televised are available to watch live via the Internet at www.UtahStateAggies.tv. USU fans can also listen to every game, both home and away, via USU's website.

GAMETRACKER

Aggie fans will be able to follow Utah State home games through the USU website at www.UtahStateAggies.com, via GameTracker, a program that documents each play and updates statistics.

TIM DURYEA COACH'S SHOW

The Tim Duryea Coach's Show, hosted by Al Lewis, will be broadcast on Mondays throughout the state of Utah on the Aggies Sports Network as well as on the Internet through USU's website at www.UtahStateAggies.com.

DIRECTIONS TO LOGAN

Logan, Utah is home to Utah State University and is located approximately 80 miles north of Salt Lake City, Utah. From Salt Lake International Airport: Take I-80 East out of the airport to 215 North, which will run into I-15 North. Follow I-15 North to exit 362 (Highway 89-91) at Brigham City. Follow Highway 89 into Logan, where it becomes Main Street. Stay on Main Street until you reach 1000 North and turn right. Turn left at 800 East and parking for the Dee Glen Smith Spectrum will be on your right. The parking lot is located on the west side of Maverik Stadium just off of 800 East.

CREDENTIAL POLICY & OTHER GUIDELINES

Credentials for media members are issued at the discretion of the Utah State Athletic Media Relations Office, based on the following priorities and guidelines:

1. Daily newspapers regularly covering Utah State University, the current opponent or another Mountain West school. Wire services, regional and national publications are also afforded this priority.
2. Originating radio and television personnel involved in a live broadcast.
3. Officially recognized Utah State University student publications or student electronic media outlets.
4. Non-daily newspapers or publications reporting on the game.
5. Non-originating radio and television.

- Utah State University and the NCAA prohibit the issuance of credentials to representatives of an organization that regularly publishes gambling information.
- Credentials will be issued to websites that are affiliated with websites for national or regional television and news media organizations, e.g. USA Today Online, ESPN.com, SI.com, CBSsportsline.com, etc., non-conference opponents and for the Mountain West Conference.
- Websites that sponsor "message boards" or "chat rooms" where people are allowed to post anonymous information or rumors are ineligible for credentials or access to media functions.
- Utah State University reserves the right to deny media credentials to any individual whose website is not affiliated with a recognized news-gathering organization.
- All credentials are non-transferable and are subject to immediate revocation if transferred to non-working members of a media outlet.

QUICK FACTS

OUTLOOK

AGGIE BIOS

COACHES

OPONENTS

SEASON REVIEW

RECORDS

UNIVERSITY



MEDIA OUTLETS



- PRINT

WIRE SERVICES

THE ASSOCIATED PRESS (SALT LAKE CITY)

90 South 400 West Suite 670
Salt Lake City, UT 84101
Office: (801) 322-3405
Fax: (801) 322-0051
Sports Beat Writer: Kareem Copeland
Email: kcopeland@ap.org

THE ASSOCIATED PRESS (NEW YORK CITY)

50 Rockefeller Center
New York, NY 10020
Office: (800) 228-0919
Fax: (212) 621-1639

NEWSPAPERS

LOGAN HERALD JOURNAL

75 West 300 North
Logan, UT 84321
Office: (435) 752-2121
Fax: (435) 753-6642
Online: www.hjnews.com
Sports Editor/Beat Writer: Shawn Harrison
Email: sharrison@hjnews.com
Sports Writers: Jason Turner, Garrett Faylor

SALT LAKE TRIBUNE

400 West 90 South #700
Salt Lake City, UT 84101
Office: (801) 257-8900
Fax: (801) 257-8950
Online: www.sltrib.com
Deputy Sports Editor: Joe Baird
Beat Writer: Steve Luhm
Email: sluhm@sltrib.com
Columnist: Kurt Kragthorpe

DESERET NEWS

Broadcast House
55 North 300 West
Salt Lake City, UT 84180
Office: (801) 237-2161
Fax: (801) 237-2543
Online: www.deseretnews.com
Sports Editor: Kent Condon
Beat Writer: Jeff Hunter
Email: jhunter@hjnews.com
Columnist: Brad Rock

OGDEN STANDARD EXAMINER

P.O. Box 12790
Ogden, UT 84412
Office: (801) 625-4261
Fax: (801) 625-4299
Online: www.standard.net
Sports Coordinator: Brett Hein
Email: bhein@standard.net

UTAH STATESMAN

P.O. Box 1249
Logan, UT 84322-0165
Office: (435) 797-1761
Fax: (435) 797-1760
Online: www.utahstatesman.com
Sports Content Manager: Logan Jones
Email: sports@statesman.usu.edu

ST. GEORGE SPECTRUM

275 E. St. George Blvd.
St. George, UT 84770
Office: (435) 674-6250
Fax: (435) 674-6265
Online: www.thespectrum.com
Sports Editor: Richard Briggs
Email: rbriggs@thespectrum.com

- TELEVISION

KUTV (CBS Affiliate Channel 2)

299 South Main
Salt Lake City, UT 84111
Office: (801) 973-3327
Fax: (801) 973-3349
Online: www.kutv.com
Sports Director: Nate Dowdle
Email: nate.dowdle@kutv2.com
Reporters: Dave Fox, David James, Adam Mikulich

KTVX (ABC Affiliate Channel 4)

2175 West, 1700 South
Salt Lake City, UT 84104
Office: (801) 975-4444
Fax: (801) 973-4176
Online: www.good4utah.com
Sports Director: Wes Ruff
Email: wruff@good4utah.com
Reporters: Dana Greene

KSL (NBC Affiliate Channel 5)

#5 Triad Center
Salt Lake City, UT 84110
Office: (801) 575-5535
Fax: (801) 575-5560
Online: www.ksl.com
Sports Director: Rod Zundel
Email: rod.zundel@ksl.com
Reporters: Jeremiah Jensen, Matt Glade

KSTU (FOX Affiliate Channel 13)

5020 West Amelia Earhart Drive
Salt Lake City, UT 84116
Office: (801) 536-1313
Fax: (801) 536-1325
Online: www.fox13now.com
Sports Director: Jeff Rhineer
Email: jeff.rhineer@fox13now.com
Reporter: Morgan Vance

CIS-COM SPORTS

1395 North 400 East, Suite C
Logan, UT 84341
Office: (435) 744-4403
Fax: (877) 800-0007
Online: www.ciscomlive.com
Sports Commentator: Mychal Clanton
Email: MychalC@cis-com.com

- RADIO

KVNU / KIZX (610 AM / 95.9 FM)

P.O. Box 267
Logan, UT 84323-0267
Office: (435) 752-5141
Fax: (435) 753-5555
Online: www.610kvnu.com
Sports Director: Al Lewis
Email: al@civradio.com

KUSU (Utah Public Radio)

8505 Old Main Hill
Logan, UT 84322
Office: (435) 797-1352
Fax: (435) 797-3150
Online: www.utahpublicradio.org
Sports Director: Kerry Bringham
Email: kerry.bringhurst@usu.edu

KZLN (1280 AM)

515 South 700 East
Salt Lake City, UT 84102
Office: (801) 524-2600
Fax: (801) 933-4713
Online: www.1280thezone.com
Sports Director: Scott Garrard
Email: sgarrard@1280thezone.com

KFAN (1320 AM)

434 Bearcat Drive
Salt Lake City, UT 84115
Office: (801) 485-6700
Fax: (801) 487-5369
Online: www.1320kfan.com
Sports Director: Will Smith
Email: will.smith@cumulus.com

KSL (1160 AM)

Broadcast House
55 North 300 West
Salt Lake City, UT 84180
Office: (801) 575-6397
Online: www.ksl.com
Sports Director: Greg Wrubell
Email: greg.wrubell@ksl.com

SPORTS RADIO (700 AM)

2801 South Decker Lake Drive
Salt Lake City, UT 84119
Office: (801) 908-1525
Fax: (801) 908-1459
Online: www.kall700sports.com
Sports Director: Bill Riley
Email: bill@kall700sports.com

UTAH STATE GAME DAY



GAME DAY ATMOSPHERE



GAME DAY ATMOSPHERE



A TRADITION OF GREAT PLAYERS



TONY BROWN earned second-team all-Big West honors as a junior and first-team all-Big West honors as a senior, leading the Aggies in field goal percentage three consecutive years.



CARDELL BUTLER earned first-team all-Big West honors as a senior in 2004. Following his collegiate career he toured the nation with the And1 Tour.



JAYCEE CARROLL was named the WAC Player of the Year in 2008 and twice earned honorable mention All-American honors from The Associated Press. He is currently playing professionally in Spain for Real Madrid.



SHAWN DANIELS earned first-team all-Big West honors as both a junior and senior and was named the league's Defensive Player of the Year in 2001. He played professionally in the CBA and the Philippines.



NATE HARRIS earned first-team all-Big West honors as a sophomore and junior, and first-team all-WAC honors as a senior in 2006. He played professionally in Germany.



SPENCER NELSON earned first-team all-Big West honors as a senior in 2005 and was named the league's Hustle Player of the Year three seasons in a row. He played professionally for 10 years in Europe.



DESMOND PENIGAR earned first-team all-Big West honors as both a junior and senior. He played professionally for the Orlando Magic of the NBA, as well as overseas in Korea and Germany.



SILAS MILLS earned second-team all-Big West and Big West all-tournament team honors in 1996. He went on to play professionally in Europe for 14 years and is currently an assistant coach at SLCC.



TAI WESLEY was named the WAC Player of the Year in 2011 along with earning honorable mention All-American honors from The Associated Press. He is currently playing professionally in Australia.



GARY WILKINSON was named the WAC Player of the Year in 2009 along with earning honorable mention All-American honors from The Associated Press. He played professionally in Puerto Rico.

A TRADITION OF EXCELLENCE



- Since 2000, Utah State has won seven regular season conference championships and six tournament championships.

- Utah State has advanced to 13 postseason appearances during the same span, and recorded a school-record streak of 13-straight seasons that ended during the 2012-13 campaign. The Aggies' 13-year postseason streak consisted of going to the NCAA Tournament in 2000, 2001, 2003, 2005, 2006, 2009, 2010 and 2011, to the National Invitation Tournament in 2002, 2004, 2007 and 2008, and the CollegeInsiders.com Tournament in 2012.

- Since 2000, Utah State has gone 28-12 (.700) in conference postseason tournaments and has advanced to the championship game 10 times.

- Utah State's 30 wins during the 2010-11 season are tied with the 2008-09 team for most in school history and its 30-4 record is the best-ever at USU. Utah State also won 25-straight Western Athletic Conference games during the 2009-10 and 2010-11 seasons, to set a school and league record.

- Utah State departed the Western Athletic Conference in 2012-13 for the Mountain West after eight years in the WAC, in which the Aggies won four-straight WAC regular-season championships from 2008-11, which is the longest streak in school history. The previous record for consecutive conference titles was two during the 1935-36 seasons in the Rocky Mountain Athletics Conference and the 1997-98 seasons in the Big West Conference. The four WAC titles also ties a school record for most conference championships won as USU won four Rocky Mountain Conference Championships from 1917-36.

- Utah State finished the 2010-11 season ranked No. 25 in the ESPN/USA Today Coaches' Poll, marking the first time since 1978 that USU has been nationally ranked at the end of the season. It is also just the eighth time in school history that USU has finished the season nationally ranked. USU was ranked for nine-straight weeks to end the 2010-11 year, which is its longest streak since the 1970-71 team was ranked for 11-straight weeks. Overall, it was the third time in the previous eight years that USU has been nationally ranked.

- The Aggies won 21-plus games from 2000-2013, which is a school record, bettering the old mark of three straight 20-win seasons from 1962-64.

- From 2000-2016, Utah State has gone 403-158 overall, for a winning percentage of 71.8 percent, 10th-best in the country.

- Over the past 17 years, Utah State has had five All-American selections, 20 first-team all-conference selections, 34 all-conference selections (first and second team) and 48 conference player of the week honorees.

- The 1999-2000 team set a then-school record with 28 wins and went a perfect 19-0 in the Big West Conference, marking only the third time in league history a team has gone undefeated.

- The 2000-01 team tied the school record for wins at the time (28) and recorded Utah State's first NCAA Tournament win in 31 years with a 77-68 overtime victory against Ohio State.

- The 2014-15 team recorded 11 wins in Mountain West play, the most by any second-year program in conference history.

BEST WINNING PERCENTAGE IN THE 2000'S

Team	Wins	Losses	Total	Pct
1. Duke	501	107	608	.824
2. Kansas	501	108	609	.823
3. Gonzaga	466	111	577	.810
4. Kentucky	457	144	601	.760
5. Florida	439	160	599	.733
6. North Carolina	440	165	605	.720
7. Michigan State	436	164	600	.720
8. Wisconsin	419	163	582	.726
9. Pittsburgh	417	163	580	.724
10. Utah State	403	158	561	.718



Utah State has had unparalleled success since entering the 2000's, winning seven conference championships, six tournament championships and advancing to postseason play 13 straight seasons (8-NCAA, 4-NIT, 1-CIT). During a stretch of 13 years, Utah State set school records with 13 straight 21-win seasons and 13 straight postseason appearances. Prior to the run, USU had never had more than three straight 20-win seasons or three straight postseason appearances.

NCAA Tournament Participant

2000, 2001, 2003, 2005, 2006, 2009, 2010, 2011

NIT Participant

2002, 2004, 2007, 2008

CIT Participant

2012 (Runner-Up)

Big West Conference Regular Season Champions

2000, 2002, 2004

Big West Tournament Champions


2000, 2001, 2003, 2005

WAC Regular Season Champions

2008, 2009, 2010, 2011

WAC Tournament Champions

2009, 2011



DEE GLEN SMITH SPECTRUM



The Aggies begin their 47th season in the 10,270-seat Dee Glen Smith Spectrum this fall, looking to continue a tradition of large crowds and home court wins.

Utah State has had just one losing season at home in nearly half a century of play in the Spectrum. The Aggies have compiled a 552-131 (.808) record in 46 years, including a perfect 14-0 mark in 1973-74, 15-0 records in 1997-98 and 2000-01, and 17-0 records in 2007-08, 2008-09 and 2010-11. Utah State posted a 10-6 record in the Dee Glen Smith Spectrum last season, marking the Aggies' 23rd-straight season with double-digit home victories. Since 2000, Utah State has posted a 119-24 (.832) record against league opponents and has won 245 of its last 281 games (.872) against all competition in the Spectrum.

Large crowds are another characteristic of the arena, as the Aggies have averaged better than 7,000 fans per game in 42 of their 46 seasons in the Spectrum. USU brought in more than 140,000 spectators last year, and over five million fans have attended Aggie basketball games in the Spectrum. A school-record 184,932 fans attended home games during the 2011-12 season, while 141,989 fans attended home games during the 2015-16 season, marking the 22nd-straight year that Utah State has drawn more than 100,000 fans.

The impressive facility has helped bring various postseason events to Logan, including first-round National Invitation Tournament games in 1984, 1996, 2002 and 2004. In addition, the Spectrum played host to a 1971 NCAA Tournament game.

The Aggie gymnastics and women's basketball teams call the Spectrum home, as well. The Spectrum was the site of the 1983, 1993 and 1999 NCAA Midwest Region Gymnastics Championships, and hosted the 2000 Big West Gymnastics Championships, the 2002 Western Gymnastics Championships, the 2005 and 2012 WAC Championships and will host the 2017 MRGC Championships. In addition to sporting events, the Spectrum is utilized for concerts, graduation, the Festival of the American West and other special events.

The Smith Spectrum was dedicated on Dec. 1, 1970, prior to a 95-89 victory against Ohio State. Over the past 10 years, the Spectrum has taken on a new look as a new state-of-the-art scoreboard, sound system and additional lights were installed prior to the 2002 season, to go along with new scorer's tables that were added prior to the 2001 season. In the summer of 2009, renovations to the existing men's and women's basketball locker rooms were made, along with the creation of a new student-athlete lounge and study area. Dressing rooms for four teams are available. The playing floor, which was replaced in the summer of 2004, is permanent and constructed of maple hardwood on a cushion, over concrete. In the summer of 2012, a new updated state-of-the-art video board, scoreboard and scorers tables were installed, along with the resurfacing of the playing floor with the new logo, and in the summer of 2015 the court was again resurfaced and re-painted with a larger U-State logo at center court.

The arena is named for Brigham City native Dee Glen Smith, who built one of America's largest grocery store chains and was a substantial supporter of Utah State University. Smith died in 1984.

DEE GLEN SMITH SPECTRUM SELLOUT CROWDS

	Att.	Opponent	Date
1.	11,114	BYU	1/20/73
2.	11,070	BYU	1/5/78
3.	10,845	BYU	1/23/71
4.	10,746	BYU	2/1/75
5.	10,506	UNLV	1/6/83
6.	10,477	Weber State	2/23/71
7.	10,381	Long Beach State	1/31/04
8.	10,326	UNLV	1/14/84
9.	10,322	BYU	3/13/71
10.	10,300	Utah	11/18/98
11.	10,294	BYU	12/1/91
12.	10,291	BYU	12/6/80
13.	10,289	Weber State	12/14/84
14.	10,280	UNLV	2/5/87
15.	10,278	Weber State	12/10/76
16.	10,270	Colorado State	3/7/15
	10,270	BYU	12/2/14
	10,270	San Jose State	1/28/12
	10,270	Nevada	1/7/12
	10,270	BYU	11/11/11
	10,270	Boise State	2/5/11
	10,270	New Mexico State	3/6/10
	10,270	Idaho	2/26/10
	10,270	Wichita State	2/20/10
	10,270	Nevada	2/6/10
	10,270	San Jose State	1/30/10
	10,270	Saint Mary's	12/5/09
	10,270	BYU	12/2/09
	10,270	San Jose State	3/7/09
	10,270	Louisiana Tech	2/7/09
	10,270	Boise State	1/17/09
	10,270	Fresno State	3/3/08
	10,270	Louisiana Tech	2/28/08
	10,270	UC Santa Barbara	2/22/08
	10,270	San Jose State	2/9/08
	10,270	Nevada	2/2/08
	10,270	Idaho	1/19/08
	10,270	Boise State	1/17/08
	10,270	Fresno State	3/3/07
	10,270	Nevada	3/1/07
	10,270	Utah	12/6/06
	10,270	Nevada	2/25/06
	10,270	New Mexico St.	2/11/06
	10,270	Pacific	2/12/05
	10,270	UC Irvine	2/26/05
	10,270	Idaho	3/4/05
	10,270	CS Fullerton	2/21/04
	10,270	UC Santa Barbara	2/7/04
	10,270	BYU	12/23/03
	10,270	BYU	12/1/01
	10,270	Utah	12/6/00
	10,270	Boise State	3/4/00
	10,270	BYU	1/8/00
	10,270	Utah	11/26/96
	10,270	Pacific	3/4/95
	10,270	UNLV	1/21/95
	10,270	UNLV	3/1/90
	10,270	UNLV	1/19/88
	10,270	BYU	1/6/79
	10,270	BYU	12/4/76

SPECTRUM MAGIC



Utah State teams were nicknamed "Big Blue" (pictured above) by *The Logan Herald Journal* as early as 1916, an apparent reference to the Blue Ox of Paul Bunyan lore.



GREAT FAN SUPPORT

Last year, an average of just under 9,000 fans packed the Dee Glen Smith Spectrum for every contest to watch their Aggies win double-digit home games for the 22nd-straight season. Utah State ranked fourth in the Mountain West in attendance with more than 141,000 people in attendance during the season.

HOME COURT ADVANTAGE

Playing in the Dee Glen Smith Spectrum is definitely an advantage for the Aggies. Since 2000, Utah State teams have won just under 90 percent of their home games (245-36). The Aggies have a 552-131 (.808) all-time record in the facility.

Utah State has gone unbeaten six times in the Spectrum's 45-year history.

The Aggies have won 246 of their last 281 games (.875) in the Spectrum, dating back to the 2000 season, including 119 of their last 143 (.832) home games against league competition over the same span.

Utah State had a school-record streak of 37 straight victories in the Spectrum, spanning the 2007-08 to 2011-12 seasons. Overall, USU has had a winning record at home for 34 consecutive seasons.


During the 2016-17 season, Utah State will play 17 games in the Dee Glen Smith Spectrum. Home game highlights include match-ups with the Missouri Valley's Indiana State and in-state opponent Weber State, as well as Mountain West contests against Boise State, New Mexico, UNLV, Colorado State, Fresno State, Nevada, Wyoming, San Diego State and Air Force.

Utah State's fans were recently recognized by *bleacherreport.com* as the only honorable mention selection to its top five best college fanbases behind Kansas, Indiana, Kentucky, Duke and Syracuse.



DEE GLEN SMITH SPECTRUM YEAR-BY-YEAR RECORDS

Year	G	Total Att	Avg.	Record	Pct.
1970-71	16	140,968	8,811	13-3	.813
1971-72	14	103,158	7,368	8-6	.571
1972-73	15	107,226	7,148	12-3	.800
1973-74	14	98,304	7,022	14-0	1.000
1974-75	14	109,331	7,809	13-1	.929
1975-76	11	80,802	7,346	7-4	.636
1976-77	15	114,993	7,666	12-3	.800
1977-78	17	139,235	8,190	16-1	.941
1978-79	14	113,071	8,077	13-1	.929
1979-80	13	105,220	8,094	11-2	.846
1980-81	12	89,095	7,425	6-6	.500
1981-82	11	68,127	6,193	3-8	.273
1982-83	16	123,474	7,717	14-2	.875
1983-84	13	106,268	8,174	10-3	.769
1984-85	13	106,019	8,155	10-3	.769
1985-86	13	94,081	7,237	7-6	.538
1986-87	13	93,321	7,179	10-3	.769
1987-88	13	106,073	8,159	10-3	.769
1988-89	12	97,613	8,134	8-4	.667
1989-90	15	109,644	7,310	9-6	.600
1990-91	12	85,890	7,158	8-4	.667
1991-92	14	104,248	7,446	11-3	.786
1992-93	13	95,286	7,330	7-6	.538
1993-94	12	83,012	6,918	9-3	.750
1994-95	17	142,739	8,396	13-4	.765
1995-96	15	113,067	7,538	12-3	.800
1996-97	15	101,340	6,756	13-2	.867
1997-98	15	105,591	7,039	15-0	1.000
1998-99	15	107,067	7,138	13-2	.867
1999-00	16	110,426	6,902	15-1	.938
2000-01	15	120,247	8,016	15-0	1.000
2001-02	16	113,294	7,081	14-2	.875
2002-03	14	111,402	7,957	12-2	.857
2003-04	16	135,446	8,465	15-1	.938
2004-05	15	123,336	8,222	14-1	.933
2005-06	16	135,797	8,487	14-2	.875
2006-07	14	118,131	8,438	13-1	.929
2007-08	17	154,456	9,086	17-0	1.000
2008-09	17	149,572	8,798	17-0	1.000
2009-10	18	176,260	9,792	17-1	.944
2010-11	17	148,449	8,449	17-0	1.000
2011-12	22	184,932	8,406	17-5	.773
2012-13	18	142,863	7,936	14-4	.778
2013-14	18	176,928	9,829	13-5	.722
2014-15	16	146,525	9,158	11-5	.688
2015-16	16	141,989	8,874	10-6	.625
Totals	683	5,434,319	7,957	552-131	.808



A COMMITMENT TO ACADEMICS

Dr. Brian Evans and his staff provide all the necessary tools and resources for student-athletes to be academically successful. This includes academic tutoring & mentoring, learning skills assessments and strategies, course management assistance, degree program advisement and career development.

The office also administers USU's NCAA Student-Athlete Affairs program and coordinates Aggie Ambassadors, Utah State's student-athlete outreach program.


Since 2000, Utah State has had better than an 80 percent graduation rate. The senior class each of the last three years has gone on to graduate, including 2015-16 seniors Trace Cureton, Darius Perkins and Chris Smith. The lone Utah State senior from 2012-13 academic year graduated, as did all three of the seniors from the 2011-12 season, as well as all six seniors from the 2010-11 season, along with its lone senior during the 2009 and 2010 seasons.



2001 MEN'S BASKETBALL GRADUATING CLASS: Shawn Daniels, Bernard Rock, Dion Bailey and Curtis Bobb.



2007 MEN'S BASKETBALL GRADUATING CLASS: Chris Session, Durrall Peterson and Chaz Spicer.



2003 MEN'S BASKETBALL GRADUATING CLASS: Chad Evans, Mike Puzey, Ronnie Ross, Desmond Pinegar and Trainino Johnson.



2011 MEN'S BASKETBALL GRADUATING CLASS: Pooh Williams, Nate Bendall, Brian Green, Matt Formisano and Tyler Newbold.



The Dr. Randall and Julianne Stockham Student-Athlete Academic Hall of Honor opened in September of 2010. Inside the Stockham Student-Athlete Academic Hall of Honor are four permanent displays to feature CoSIDA Academic All-Americans, Joe E. and Elma Whitesides Scholar-Athlete Award winners, current academic all-Mountain West honorees and current Aggie Athletics Endowed Scholarships donors and recipients.



2016 MEN'S BASKETBALL GRADUATING CLASS: Chris Smith, Darius Perkins, Trace Cureton

In its eight years in the league, Utah State student-athletes led the Western Athletic Conference with an 84 percent graduation rate, while maintaining over a 3.19 cumulative grade-point average. During the 2013-14 academic year, Utah State had 242 student-athletes recognized for academic excellence in the Mountain West to take second in the league. The number increased in 2014-15, when Utah State was recognized with 250 student-athletes named to academic awards. In 2015-16, the number increased to 273 student-athletes, second in the MW. Overall, USU has led its conference 16 times in the last 18 years, as it led the Big West Conference in 2000 and 2002-05. In 2001, the Aggies ranked second in the Big West in academic selections. Additionally, USU honored 202 student-athletes with a cumulative GPA of 3.2 or better at its own Joe E. Whitesides luncheon.

ACADEMIC ALL-CONFERENCE

1994	Trent Rose
1995	Eric Franson
1996	Eric Franson
1997	Neal Geddes
1998	Neal Geddes
1999	Brandon Birch
2002	Chad Evans
2003	Chad Evans, Spencer Nelson, Mike Puzey
2004	Chad Evans, John Neil, Spencer Nelson
2005	Chris Huber, John Neil
2006	Chris Huber, Cass Matheus
2008	Matt Formisano, Tyler Newbold, Modou Niang, Gary Wilkinson
2009	Matt Formisano, Brady Jardine, Tyler Newbold, Jared Quayle, Gary Wilkinson, Stavon Williams
2010	Matt Formisano, Brady Jardine, Preston Medlin, Tyler Newbold

2011	Matt Formisano, Brady Jardine, Tyler Newbold, Tai Wesley
2012	Ben Clifford, Mitch Bruneel, Jordan Stone
2013	Spencer Butterfield, Ben Clifford, Marcel Davis, Jordan Stone
2014	Spencer Butterfield, Ben Clifford, Kyle Davis, Jalen Moore
2015	David Collette
2016	Lew Evans, Grayson Moore, Jullion Pearre

ACADEMIC ALL-AMERICANS

1964	Gary Watts
1980	Dean Hunger
1982	Larry Bergeson
1996	Eric Franson

NCAA POSTGRADUATE SCHOLARSHIP

1996	Eric Franson
------	--------------

BASKETBALL FACILITIES AND SUPPORT



During the summer of 2009, Utah State's locker room was completely remodeled as new state-of-the-art lockers were installed. A student-athlete lounge was also created within the locker room that has three flat-screen high-definition televisions equipped with Wii and Xbox capabilities. A full-size refrigerator that is stocked daily with weight-gaining supplements is also located within the lounge, along with leather couches and a wireless work-station with computers. A cold pool was also installed inside the locker room to help enhance players' muscle recovery.



Completed in June, 2013, Utah State's \$6.5 million, 26,329 square-foot ICON Sports Performance Center features areas for weight training, cardiovascular workouts and speed and agility training, as well as offices for staff. Built on existing university property at the northwest corner of Maverik Stadium, the state-of-the-art multi-level facility alleviated overcrowding in the previous 5,800 square-foot strength and conditioning center and accommodates almost 400 student-athletes from 16 sports programs.

The ICON Sports Performance Center is the largest such facility in the Mountain West and rivals any strength and conditioning complex in the country. Of the schools Utah State competes against in the MW, Fresno State currently has the second-largest strength and conditioning center(s) at 12,500 square feet, followed by Air Force (12,000 sq. ft.), Boise State (12,000 sq. ft.), Wyoming (11,100 sq. ft.), Hawai'i (10,000 sq. ft.), New Mexico (10,000 sq. ft.), Colorado State (10,000 sq. ft.), San José State (10,000 sq. ft.), UNLV (8,200 sq. ft.) and Nevada (8,000 sq. ft.).



The Wayne Estes Center is a \$9.5 million, 32,000 square-foot basketball practice facility and volleyball competition venue that opened in April, 2014. The facility contains a regulation size competition court with chair back seating for 1,400 fans, along with a training room and in-season strength and conditioning area. Office space for both men's and women's basketball and volleyball is included in the new facility, as well as a locker room and film room for volleyball. Ticketing and concession services are available on game days. Located inside the foyer of the Wayne Estes Center is a visual tribute of the building's namesake.

The facility was made possible following a lead gift of \$5.25 million from Jim and Carol Laub (the largest single gift in the history of Aggie Athletics) and a \$1.3 million gift from Blake Kirby. All funding for this new facility came from private donations.

LAUB ATHLETICS-ACADEMIC COMPLEX



The Dale Mildenberger Sports Medicine Complex and the Dr. John Worley Sports Medicine Research Center is one of the finest in the nation with over 11,000 square feet to provide maximum service to Utah State's 16 intercollegiate sports and 375-plus student-athletes. Among the many amenities are 24 treatment tables, a 2,000 square foot physical therapy and rehabilitation center, and three hydroworx therapy pools for non-weight or partial weight-bearing rehabilitation to enhance recovery. The Sports Medicine Complex also houses office space for four full-time staff members and 12 graduate assistants, a team physician examination room and physical therapy office.

With the addition of the new facilities and the continued cooperation between Utah State Athletics, Intermountain HealthCare and HPER/Exercise Science, Utah State University is becoming one of the foremost sports medicine research institutions in the Intermountain west.



LAUB ATHLETICS-ACADEMIC COMPLEX



The third floor of the Jim and Carol Laub Athletics-Academics Complex houses the academic center for student-athletes. This center consists of a 24-unit computer center, a spacious study center, and several individual one-on-one tutor rooms. Additionally, there are three smaller classrooms that can be used for group study sessions, group tutoring, tutor meetings, and general meeting and study needs. Two of the classrooms can be opened to create one larger classroom. All classrooms have television monitors installed and have data connectivity for PowerPoint, Internet and other useful presentations. The study center is completely wireless for student-athletes to connect to the Internet anywhere in the facility, but also has sub-floor electrical and data connections throughout. The student-athlete services staff are also housed within the academic center.



Student-Athlete Services is designed to assist student-athletes with academic, vocational and social development. Dr. Brian Evans and his staff provide services including study sessions, tutoring, registration, academic advising and career counseling.

MEDIA EXPOSURE



Al Lewis serves as the Aggies' play-by-play announcer for football and basketball and hosts weekly coach's shows, while former Utah State head coach and athletics director Rod Tueller provides color analysis during home games.



Head coach Tim Duryea addresses the media at his introductory press conference on March 30, 2015.



Pooh Williams, Brockeith Pane, Tyler Newbold, Nate Bendall and Tai Wesley visit with the national media at the 2011 NCAA Tournament.

**CBS SPORTS
NETWORK**

ESPN

**ROOT
SPORTS™**

Located just 90 miles from Salt Lake City, Utah State falls into the 33rd largest media market in the country. Attention is received from the state's largest newspapers, television stations and radio stations.

This season, USU men's basketball will have 16 games on national television, including seven on the ESPN Family of Networks and four on CBS Sports Network (CBSSN). The Aggies will also have four games televised on ROOT Sports Network and one via Campus Insiders. USU men's basketball will additionally have games streamed on the Internet through the Mountain West Digital Network.

All USU basketball games, home and away, are broadcast on the USU radio network, as well as on the Internet through USU's web page at www.UtahStateAggies.com. Al Lewis, "The Voice of the Aggies," hosts a weekly coach's show with USU head coach Tim Duryea.

Utah State's web page allows media and fans all around the country and around the world to follow Aggie athletics. Updated on a daily basis, the website provides radio broadcasts of games, information on the team and features on the players.

CAMPUS LIFE




Utah State has more than 100 buildings on 400 acres, with an additional 7,000 acres throughout the state used for agriculture and research.

Located just minutes from the mouth of Logan Canyon, Utah State students have a myriad of recreation options.

With a student body of over 25,000, Utah State has advantages of both the large and small schools with such features as two libraries, excellent laboratories and top-rated cultural attractions.

The student body represents every county in Utah, all 50 states and 80 foreign countries. A majority of students live on or near campus. The University includes seven resident colleges with 45 departments.




HAIL THE UTAH AGGIES

Hail the Utah Aggies,
we'll play the game with all our might.
See the colors flying,
the Aggie blue and fighting white.
How they stir us onward;
we'll win the victory alright.
Hail the Utah Aggies;
we're out to win, so fight, fight, fight!

Utah State, Hey!
Aggies all the way!
Go Aggies! Go Aggies!
Hey! Hey! Hey!



LOGAN AND CACHE VALLEY



With a population of 101,811, nearly 50,000 of whom live in Logan, Cache County is a growing area 90 miles north of Salt Lake City. The Cache Valley itself is 60 miles long and 15 miles wide and experiences each of the four seasons.



The Cache Valley, a fertile green valley with lakes and streams, is surrounded by the Wellsville Mountains on the west and the Bear River Range on the east. Just east of Logan is the Wasatch-Cache National Forest, accessed by Logan Canyon Scenic Byway (Hwy. 89). Logan Canyon is filled with geological wonders, including vertical rock formations, caves and wind tunnels. Thirty minutes from Logan, Beaver Mountain Ski Resort is a popular winter getaway. Fifteen minutes beyond Beaver Mountain, the summit of Logan Canyon is a breathtaking view of turquoise-colored Bear Lake.



OUTLOOK



Utah State will enter the 2016-17 season with an overhauled roster featuring just four returning letter-winners, but with improved athleticism, albeit untested, at every position.

Headlining the group of returners is senior wing Jalen Moore, who has led the team in scoring and rebounding each of the past two seasons. Moore became the 37th player in school history to eclipse 1,000 career points, ending the 2015-16 campaign with 1,119 after averaging 15.2 points per game.

In addition to his scoring, Moore earned the Chairman of the Boards Award after leading the Aggies with 6.0 rebounds per game.

Moore is slated to play the three throughout the year for Utah State, a move that second-year head coach Tim Duryea said will only help the senior in the future.

"Our goal this year is to play Jalen at his natural position, which is the three," Duryea said. "I expect him to excel in all phases of the game, from rebounding the ball, to scoring and his shooting percentages. I see him improving in all of those things, playing at a position where his future is as a basketball player."

Senior guard Shane Rector returns and will direct the Aggies at the point, having excelled in a pair of starts at the Mountain West Tournament at the end of the last season, averaging 17.5 points, 5.0 rebounds and 4.5 assists over the two-game stretch.

"Shane is coming into this year as the incumbent at the point and played very well in the tournament against Wyoming and San Diego State," Duryea said. "Shane has a clear mind going forward, in terms of what he needs to do at this level and what I would like him to do to run our team."



JALEN MOORE

Julion Pearre is another guard with a wealth of experience, having played in every game with the Aggies since his arrival in Logan. Pearre wrapped up the 2015-16 season with four straight double-digit scoring outings and finished the year averaging 8.0 points per game.

"Julion is a battle-tested, two-year guy that has played as many minutes as anyone in the program over the last two years," Duryea said. "He is an extremely tough, aggressive kid and I love his mentality on the floor. He never backs down and he never takes his foot off the pedal."

The final returner for the Aggies is sophomore forward Quinn Taylor, who played in all but one game last season after completing a two-year LDS Church Mission in Sao Paulo, Brazil. Taylor entered the year as a walk-on, but earned a scholarship following his determined play on the court, averaging 4.2 points and 3.7 rebounds per game.

"Quinn has done a good job for us," Duryea said. "Things just turn out well when he's on the floor. He is a great execution guy."

In addition to the four returners, the Aggies bring in 10 newcomers and a group that is being regarded as one of the top recruiting classes ever at Utah State.

Headlining the group is four-star recruit Koby McEwen, a 6-4 guard from Wasatch Academy (Utah), who led the Tigers to a 29-4 record as a senior, averaging 18.7 points, 4.6 rebounds and 5.4 assists per game.

"Koby's versatility allows him to play the one or two," Duryea said. "He has the size and shooting ability to play the two and has tremendous instincts in passing the ball that allows him to play the one."



SHANE RECTOR

STATISTICAL BREAKDOWN	
What comes back for the Aggies in 2016-17	
Points (1,131/2,274)	49.7%
Rebounds (429/1,107)	38.8%
Offense (99/319)	31.0%
Defense (330/788)	41.9%
Minutes (2,977/6,200)	48.0%
Assists (254/454)	55.9%
Steals (90/170)	52.9%
Blocks (33/81)	40.7%
FG made (413/802)	51.5%
3-point FG made (115/257)	44.7%
FT made (190/413)	46.0%

Joining him on the guard line is Sam Merrill, returning from an LDS Church Mission in Nicaragua. Merrill, a 6-4 guard, led Bountiful (Utah) High School to a state championship as a senior, scoring 23 points in the championship game. Over the course of his prep career, Merrill was named first-team all-state as a junior and senior, as well as the Region 6 MVP as a junior.

"Sam is a kid that will make up a lot of ground in a hurry," Duryea said. "He is a very efficient basketball player because he figures out his strengths and plays to them and figures out his weaknesses and stays away from them. He has a thorough grasp on who he is as a player and that will really allow him to advance."

Portuguese international Diogo Brito will join the team fresh off an appearance with Portugal in the U-20 FIBA World Championships, leading the team



JULION PEARRE

2016-17 SQUAD BREAKDOWN

Starters Returning (3)

Player (Pos., Ht., Wt., Class)	PPG	RPG
Jalen Moore (W, 6-9, 225, Sr., 3L)	15.2	6.0
Julion Pearre (G, 6-3, 195, Jr., 2L)	8.0	1.7
Shane Rector (G, 6-2, 185, Sr., 1L)	9.3	2.5

Other Letterwinners Returning (1)

Player (Pos., Ht., Wt., Class)	PPG	RPG
Quinn Taylor (F, 6-8, 225, So., 1L)	4.2	3.7

Letterwinners Lost (5)

Player (Pos., Ht., Wt., Class)	PPG	RPG
Lew Evans (F, 6-9, 230, R-Jr.)	8.4	5.6
Elston Jones (F, 6-9, 265, So.)	4.2	3.7
Grayson Moore (F, 6-7, 210, R-Sr.)	3.1	3.5
Darius Perkins (G, 6-2, 210, Sr.)	6.7	2.2
Chris Smith (G, 6-4, 210, Sr.)	15.0	5.3

Returning Redshirts (1)

Player (Pos., Ht., Wt., Class)
Alexis Dargenton (W, 6-8, 205, R-So.)

Newcomers (10)

Player (Pos., Ht., Wt., Class)
Connor Garner (W, 6-2, 190, Sr.)
Ngor Barnaba (F, 6-8, 235, Jr.)
Norbert Janicek (F, 6-11, 240, So.)
Trevin Dorius (F, 6-11, 220, Fr.)
Abel Porter (G, 6-3, 180, Fr.)
Diogo Brito (G, 6-5, 200, Fr.)
Daron Henson (W, 6-7, 210, Fr.)
Sam Merrill (G, 6-4, 195, Fr.)
Klay Stall (F, 6-9, 235, Fr.)
Koby McEwen (G, 6-4, 195, Fr.)

with 10.8 points per game.

"Diogo has an extremely high offensive intellect," Duryea said. "European kids are very high level offensive players because they are trained at an early age about the intricacies of the pick-and-roll game. They practice with professional teams and older players and are exposed to a lot of experience in practice and those they play against. Diogo's adjustment will be how fast he can adjust on the defensive end of the floor."

The last addition to the guards is Abel Porter, also returning from an LDS Church Mission, who was an all-state performer at Davis (Utah) High School.

"Abel was a very productive player at Davis High School," Duryea said. "He is a point guard that takes a lot of pride in running and organizing a team. His strength is making the players around him better."

Along with a talented group of guards, Utah State added four post players that are all 6-foot-8 or taller.

Tallest among the group is Snow College transfer Norbert Janicek, measuring in at 6-11. Janicek will have three years to play for the Aggies after earning first-team all-Scenic West Athletic Conference honors and leading the Badgers with 15.6 points and 6.2 rebounds per game.

"Norbert is a very gifted low-post scorer around the basket with both hands and an extremely hard worker," Duryea said. "With three years to play, all of his best basketball is in front of him. He's really just getting started in figuring out how good he can be."

Another transfer, Ngor Barnaba from Missouri State West Plains, will bolster the bigs, standing at 6-foot-8. Barnaba led the Grizzlies in scoring and rebounding last season, turning in 14.7 points and 7.5 rebounds per game.

"Ngor has the ability to stretch the floor from the

four or five spot," Duryea said. "When you want to play small, you can play Ngor at the five and he'll give you a more 5-out look on the floor. It will give the defense some problems with five shooters on the floor."

Klay Stall will be the youngest of the post players in both age and development, after missing his senior year at Basha (Ariz.) High School because of a knee injury. As a junior, Stall averaged a double-double of 11.8 points and 11.4 rebounds per game en route to being named honorable mention all-Arizona Division I.

"Klay is our most athletic big," Duryea said. "He is extremely bouncy, but he needs to develop his body as he missed his whole senior year in his development. Physically, he is younger than most of the group and he is younger in terms of basketball because of the missed year, but has a tremendous upside because of his athletic ability."

Rounding out the bigs is freshman walk-on Trevin Dorius, a 6-11 post out of Wasatch (Utah) High School, where he averaged 9.3 points and 7.9 rebounds per game.

"Trevin is a five-man that we're looking to develop," Duryea said. "We'll let him go at his own pace to begin with to develop the skill and strength to be successful at this level."

On the wings, Utah State returns redshirt Alexis Dargenton and adds freshman Daron Henson. In addition, fifth-year senior Connor Garner will walk on after serving as a team manager and member of the scout team over the past three years.

Dargenton sat out the 2015-16 season after transferring from Laramie County Community College, where he averaged 12.4 points and a team-best 7.7 rebounds per game.

"Alexis is a kid who has spent a year in our program and his best attribute is his activity level and motor as a player," Duryea said. "He can block a shot on one end and then get an offensive rebound tip-in on the other end. He is a very active player."

Henson played his final year of high school at Cathedral (Calif.) High School in Los Angeles, after a three-year career at Alemany (Calif.) High School, scoring in double digits as both a junior and sophomore.

"Daron may be the best pure shooter in our program," Duryea said. "He is a long, athletic wing, who is developing as a ball handler and passer to be more of a total offensive player. He is exceptionally gifted at shooting the basketball."

Garner earned a walk-on spot after working with the scout team as a manager over the past three seasons.

"Connor is a deceiving athlete in terms of his strength and explosiveness," Duryea said. "Connor knows the program like the back of his hand, in terms of expectations, and the patience that he'll need to have as a fifth-year walk-on and first year in uniform. Connor is a classic grinder. He is going to come every day and put extra work in. He'll know what we are doing and will never be unprepared. That will give him a chance, should it arrive, to succeed."

2016-17 SCHEDULE

The Aggies will host a lone exhibition on Friday, Nov. 4, facing Southern Virginia at home, before opening the 2016-17 campaign on the road at UC Irvine on Friday, Nov. 11. The game will mark the second consecutive year that USU has opened on the road.

Utah State returns to Logan for a pair of games as part of the Cancun Challenge, facing opponents

from the Mayan Division in NJIT on Monday, Nov. 14, and Idaho State on Saturday, Nov. 19. USU will host the first of its two non-Division I opponents on the schedule that week, as well, facing Bristol on Wednesday, Nov. 16.

Competition in the Cancun Challenge continues in Mexico the very next week, when the Aggies face Purdue on Tuesday, Nov. 22, followed by a matchup with either Texas Tech or Auburn on Wednesday, Nov. 23. The Cancun Challenge marks the first time in nine years that the Aggies have competed in a tournament not hosted in Logan.

USU then plays a third consecutive neutral-court game when the Aggies play BYU at Vivint Smart Homes Arena in Salt Lake City, on Wednesday, Nov. 30.

Utah State returns home and opens the month of December by hosting Indiana State on Saturday, Dec. 3, as part of the Mountain West/Missouri Valley Challenge. The Aggies were one of six Mountain West schools that captured victories in the 2015-16 installment of the MW/MVC Challenge, posting a 69-68 win on the road at Missouri State.

The Aggies then host their second non-Division I game on Tuesday, Dec. 6, facing Great Falls, an NAIA school from Great Falls, Mont. Utah State then takes its first road trip of December to face its second in-state opponent, Utah Valley, on Saturday, Dec. 10, and will enter the game having won all 11 meetings between the two schools.

Utah State opens a three-game homestand, by facing New Orleans on Monday, Dec. 19 and then closing out its in-state opponents with Weber State on Wednesday, Dec. 21. The Aggies begin their 2016-17 Mountain West slate on Wednesday, Dec. 28, hosting Boise State and marking the first time in three years that they have began their MW schedule with an opponent other than San José State.

The game also marks the second year in a row that the Aggies will play the Broncos during the winter break and will be the first of three home games during the stretch before the 2017 spring semester starts. The homestand also includes games against New Mexico on Wednesday, Jan. 4, and UNLV on Saturday, Jan. 7.

Utah State will also have its first conference road game during the same stretch, celebrating New Year's in Colorado Springs with a New Year's Eve game at Air Force on Saturday, Dec. 31. The road games continue, following home games against New Mexico and UNLV, with contests at Wyoming on Wednesday, Jan. 11, and at San Diego State on Saturday, Jan. 14.

The Aggies will have their first bye and then host Colorado State on Saturday, Jan. 21, before returning to the road for the second contest of the season against New Mexico on Wednesday, Jan. 25. Utah State then hosts its lone game against Fresno State on Saturday, Jan. 28, and will open the month of February with a home contest against Nevada on Wednesday, Feb. 1.

Utah State returns to the road for a pair of games at Boise State on Saturday, Feb. 4, and at Colorado State on Wednesday, Feb. 8, before hosting back-to-back home games against Wyoming on Saturday, Feb. 11, and San Diego State on Wednesday, Feb. 15.

The Aggies will then play three of their final four games of the season on the road with contests at Nevada on Saturday, Feb. 18, the only matchup against San José State on Saturday, Feb. 25, and the regular season finale at UNLV on Wednesday, March 1. Utah State will play its final home game on Saturday, Feb. 25, hosting Air Force on Senior Night.



Back Row (L-R): Quinn Taylor, Alexis Dargenton, Klay Stall, Ngor Barnaba, Norbert Janicek, Trevin Dorius, Jalen Moore, Daron Henson.
Middle Row (L-R): Shane Rector, Connor Garner, Sam Merrill, Diogo Brito, Koby McEwen, Julion Pearre, Abel Porter.
Front Row (L-R): Director of Player Development Kyle Taylor, Assistant Coach Spencer Nelson, Associate Head Coach Tarvish Felton, Head Coach Tim Duryea, Assistant Coach Louis Wilson, Director of Operations Jesse Parker, Strength & Conditioning Coach Alan Bishop, Athletic Trainer Brandon Wells.

Numerical Roster

No.	Name	Ht.	Wt.	Pos.	Yr.	Hometown/High School/Previous School
0	Shane Rector	6-2	185	Guard	SR	Bronx, N.Y./South Kent School (Conn.)/Miami Dade College
1	Koby McEwen	6-4	195	Guard	FR	Toronto, Canada/Wasatch Academy (Utah)
2	Klay Stall	6-9	235	Forward	FR	Chandler, Ariz./Basha HS
3	Sam Merrill	6-4	195	Guard	FR	Bountiful, Utah/Bountiful HS
5	Julion Pearre	6-3	205	Guard	JR	McKinney, Texas/McKinney North HS
10	Quinn Taylor	6-8	225	Forward	SO	Houston, Texas/Langham Creek HS
11	Alexis Dargenton	6-8	205	Wing	R-SO	Fort-de-France, Martinique//Laramie County CC
13	Ngor Barnaba	6-8	235	Forward	JR	Khartoum, Sudan/John Marshall (Minn.) HS/Missouri State West Plains
14	Jalen Moore	6-9	225	Wing	SR	North Logan, Utah/Sky View HS
15	Norbert Janicek	6-11	240	Forward	SO	Dravkovec, Slovakia/Canarias Basketball Academy/Snow JC
23	Daron Henson	6-7	210	Wing	FR	Pasadena, Calif./Cathedral HS
24	Diogo Brito	6-5	200	Guard	FR	Povoa de Varzim, Portugal/Mountain Mission School (Va.)
25	Connor Garner	6-2	190	Wing	SR	Raft River, Idaho/Declo HS
30	Abel Porter	6-3	180	Guard	FR	Farmington, Utah/Davis HS
32	Trevin Dorius	6-11	220	Forward	FR	Heber City, Utah/Wasatch HS

Alphabetical Roster

No.	Name	Ht.	Wt.	Pos.	Yr.	Hometown/High School/Previous School
13	Ngor Barnaba	6-8	235	Forward	JR	Khartoum, Sudan/John Marshall (Minn.) HS/Missouri State West Plains
24	Diogo Brito	6-5	200	Guard	FR	Povoa de Varzim, Portugal/Mountain Mission School (Va.)
11	Alexis Dargenton	6-8	205	Wing	R-SO	Fort-de-France, Martinique//Laramie County CC
32	Trevin Dorius	6-11	220	Forward	FR	Heber City, Utah/Wasatch HS
25	Connor Garner	6-2	190	Wing	SR	Raft River, Idaho/Declo HS
23	Daron Henson	6-7	210	Wing	FR	Pasadena, Calif./Cathedral HS
15	Norbert Janicek	6-11	240	Forward	SO	Dravkovec, Slovakia/Canarias Basketball Academy/Snow JC
1	Koby McEwen	6-4	195	Guard	FR	Toronto, Canada/Wasatch Academy (Utah)
3	Sam Merrill	6-4	195	Guard	FR	Bountiful, Utah/Bountiful HS
14	Jalen Moore	6-9	225	Wing	SR	North Logan, Utah/Sky View HS
5	Julion Pearre	6-3	205	Guard	JR	McKinney, Texas/McKinney North HS
30	Abel Porter	6-3	180	Guard	FR	Farmington, Utah/Davis HS
0	Shane Rector	6-2	185	Guard	SR	Bronx, N.Y./South Kent School (Conn.)/Miami Dade College
2	Klay Stall	6-9	235	Forward	FR	Chandler, Ariz./Basha HS
10	Quinn Taylor	6-8	225	Forward	SO	Houston, Texas/Langham Creek HS

Head Coach: Tim Duryea (North Texas, 1988), Second Year (16th Overall)

Associate Head Coach: Tarvish Felton (Southern Utah, 1999), Ninth Year

Assistant Coach: Louis Wilson (William Jewell, 1992), Second Year

Assistant Coach: Spencer Nelson (Utah State, 2005), First Year

Director of Player Development: Kyle Taylor (UCLA, 2005), First Year

Director of Basketball Operations: Jesse Parker (Utah State, 2012), Fourth Year



0 - SHANE RECTOR
Sr. • Guard • 6-2 • 185
Bronx, N.Y.



1 - KOBY MCEWEN
Fr. • Guard • 6-4 • 195
Toronto, Canada



2 - KLAY STALL
Fr. • Forward • 6-9 • 235
Chandler, Ariz.



3 - SAM MERRILL
Fr. • Guard • 6-4 • 195
Bountiful, Utah



5 - JULION PEARRE
Jr. • Guard • 6-3 • 195
McKinney, Texas



10 - QUINN TAYLOR
So. • Forward • 6-8 • 225
Houston, Texas



11 - ALEXIS DARGENTON
R-So. • Wing • 6-8 • 205
Fort-de-France, Martinique



13 - NGOR BARNABA
Jr. • Forward • 6-8 • 235
Khartoum, Sudan



14 - JALEN MOORE
Sr. • Wing • 6-9 • 225
North Logan, Utah



15 - NORBERT JANICEK
So. • Forward • 6-11 • 240
Drazkovec, Slovakia



23 - DARON HENSON
Fr. • Wing • 6-7 • 210
Pasadena, Calif.



24 - DIOGO BRITO
Fr. • Guard • 6-5 • 200
Povoa de Varzim, Portugal



25 - CONNOR GARNER
Sr. • Wing • 6-2 • 190
Raft River, Idaho



30 - ABEL PORTER
Fr. • Guard • 6-3 • 180
Farmington, Utah



32 - TREVIN DORIUS
Fr. • Forward • 6-11 • 220
Heber City, Utah



TIM DURYEA
Head Coach
Second Season (16th Overall)



TARVISH FELTON
Associate Head Coach
Ninth Year



LOUIS WILSON
Assistant Coach
Second Year



SPENCER NELSON
Assistant Coach
First Year

QUICK FACTS

OUTLOOK

AGGIE BIOS

COACHES

OPONENTS

SEASON REVIEW

RECORDS

UNIVERSITY

Date	Opponent	Location	Time	Series Record
Nov. 4	SOUTHERN VIRGINIA	Dee Glen Smith Spectrum	7 p.m.	Exhibition
Nov. 11	at UC Irvine	Irvine, Calif.	8 p.m.	USU leads 31-28
Nov. 14	NJIT #	Dee Glen Smith Spectrum	6 p.m.	First meeting
Nov. 16	BRISTOL	Dee Glen Smith Spectrum	7 p.m.	First meeting
Nov. 19	IDAHO STATE #	Dee Glen Smith Spectrum	7 p.m.	USU leads 38-13
Nov. 22	vs. Purdue #	Cancun, Mexico	6:30 p.m.	First meeting
Nov. 23	vs. Texas Tech/Auburn #	Cancun, Mexico	TBA	USU leads TTU 2-1 First Meeting (AUB)
Nov. 30	vs. BYU	Vivint Smart Home Arena (Salt Lake City, Utah)	7 p.m.	BYU leads 140-92
Dec. 3	INDIANA STATE ^	Dee Glen Smith Spectrum	7 p.m.	USU leads 1-0
Dec. 6	GREAT FALLS	Dee Glen Smith Spectrum	7 p.m.	First meeting
Dec. 10	at Utah Valley	Orem, Utah	7 p.m.	USU leads 11-0
Dec. 19	NEW ORLEANS	Dee Glen Smith Spectrum	7 p.m.	Series tied 1-1
Dec. 21	WEBER STATE	Dee Glen Smith Spectrum	7 p.m.	USU leads 42-26
Dec. 28	BOISE STATE *	Dee Glen Smith Spectrum	7 p.m.	USU leads 30-12
Dec. 31	at Air Force *	Colorado Springs, Colo.	Noon	USU leads 14-3
Jan. 4	NEW MEXICO *	Dee Glen Smith Spectrum	9 p.m.	USU leads 21-7
Jan. 7	UNLV *	Dee Glen Smith Spectrum	4 p.m.	UNLV leads 31-4
Jan. 11	at Wyoming *	Laramie, Wyo.	7 p.m.	WYO leads 48-26
Jan. 14	at San Diego State *	San Diego, Calif.	8 p.m.	SDSU leads 7-3
Jan. 21	COLORADO STATE *	Dee Glen Smith Spectrum	7 p.m.	USU leads 57-36
Jan. 24	at New Mexico *	Albuquerque, N.M.	TBA	
Jan. 28	FRESNO STATE *	Dee Glen Smith Spectrum	7 p.m.	USU leads 32-24
Feb. 1	NEVADA *	Dee Glen Smith Spectrum	7 p.m.	USU leads 35-17
Feb. 4	at Boise State *	Boise, Idaho	6 p.m.	
Feb. 7	at Colorado State *	Fort Collins, Colo.	7 p.m.	
Feb. 11	WYOMING *	Dee Glen Smith Spectrum	7 p.m.	
Feb. 15	SAN DIEGO STATE *	Dee Glen Smith Spectrum	8 p.m.	
Feb. 18	at Nevada *	Reno, Nev.	6 p.m.	
Feb. 22	at San José State *	San José, Calif.	8 p.m.	USU leads 57-21
Feb. 25	AIR FORCE *	Dee Glen Smith Spectrum	7 p.m.	
March 1	at UNLV *	Las Vegas, Nev.	9 p.m.	
March 8-11	Mountain West Tournament	Las Vegas, Nev.		

- Denotes Cancun Challenge | * - Denotes Mountain West Conference game | ^ - Denotes MW/MVC Challenge

Home games in **BOLD** | (All dates are subject to change/All times Mountain)

DID YOU KNOW?

- Last year, an average of just under 9,000 fans packed the Dee Glen Smith Spectrum for every contest to watch their Aggies win double-digit home games for the 22nd-straight season. Utah State ranked fourth in the Mountain West in attendance with more than 141,000 people in attendance during the season.
- Playing in the Dee Glen Smith Spectrum is definitely an advantage for the Aggies. Since 2000, Utah State teams have won just under 90 percent of their home games (245-36). The Aggies have a 552-131 (.808) all-time record in the facility.
- The Aggies have won 246 of their last 281 games (.875) in the Spectrum, dating back to the 2000 season, including 119 of their last 143 (.832) home games against league competition over the same span.
- During the 2016-17 season, Utah State will play 17 games in the Dee Glen Smith Spectrum. Home game highlights include match-ups with the Missouri Valley's Indiana State and in-state opponent Weber State, as well as Mountain West contests against Boise State, New Mexico, UNLV, Colorado State, Fresno State, Nevada, Wyoming, San Diego State and Air Force.
- This season, USU men's basketball will have 16 games on national television, including seven on the ESPN Family of Networks and four on CBS Sports Network (CBSSN). The Aggies will also have four games televised on ROOT Sports Network and one via Campus Insiders. USU men's basketball will additionally have games streamed on the Internet through the Mountain West Digital Network.



AGGIE BIOS





JALEN MOORE 14 | WING

Senior | 6-9 | 225 | 3L
North Logan, Utah (Sky View HS)

HONORS: Third-Team All-Mountain West (2015-16)... Global Hoops Sports Showcase All-Tournament Team (2015-16)... Second-Team All-Mountain West (2014-15)... World Vision Classic All-Tournament Team (2014-15).

RECORDS: Enters the 2016-17 season with 1,119 points, No. 27 all-time, and 54 blocks, No. 14 all-time in Utah State history... Will likely finish his career among the leaders in rebounds, assists, field goal attempts, 3-point field goals made and attempted, 10-point games, games played, games started and total minutes played.

2015-16 SEASON (JR): One of two players to appear and start in every game for the Aggies (Chris Smith)... Became the 37th player in program history to surpass 1,000 points, finishing the year with 1,119 career points... Named third-team all-Mountain West... Named to the USU-hosted Global Hoops Sports Showcase all-tournament team after averaging 16.7 points and 7.3 rebounds over the three-day tournament... Led the team in both scoring and rebounding for the second consecutive year, averaging 15.2 points (8th in the MW) and 6.0 rebounds (12th in the MW)... Scored in double figures in all but three games during the year, including a streak of 13 straight to finish the season... Scored 20 or more points in five games, including a career-high 23 at Air Force (3/1)... Recorded a career-high 12 rebounds at Colorado State (1/16), coupling the performance with 16 points for his only double-double of the year... Tallied five or more assists in five games, including a career-high eight against UC Irvine (12/12)... Led the team and ranked fourth in the MW with 35.2 minutes per game, playing in 30 or more minutes in all but four games during the year... Shot 43.9 percent (170-of-387) from the floor and 33.3 percent (50-of-150) from behind the 3-point line... Led the team in both makes and attempts at the free throw line, shooting 71.7 percent (81-of-113)... Second on the team with 18 blocks during the year, recording season highs of two in two games... Also second on the team with 25 steals, matching his career high of three in two games... Named Chairman of the Boards at the annual team banquet, given to the top rebounder on the team.

2014-15 SEASON (SO): Appeared in each of Utah State's 31 games, starting in 30... Named second-team all-Mountain West... Named to the 2014 USU-hosted World Vision Classic all-tournament team... Led the team in both scoring a rebounding during the year, averaging 15.2 points (6th in the MW) and 6.7 rebounds (7th in the MW) per contest... One of only four players in the MW to rank among the top-10 of the league in both scoring and rebounding... Scored in double digits in all but two of Utah State's games during the year, including a streak of 18 straight from Nov. 19 to Jan. 24... Finished the year with a double-digit scoring streak of 11 games... Scored 20 or more points five times, including season-highs of 22 against New Mexico (1/10/15) and at Nevada (1/20/15)... Pulled down 10 or more rebounds four

times during the year, including a career-high 14 at UNLV (1/24/15)... Recorded a team-high four double-doubles... Averaged a team-best 34.4 minutes per game to rank No. 4 in the MW... Shot 49.2 percent (157-of-319) from the floor, 39.1 percent (45-of-115) from behind the 3-point line and 74.5 percent (111-of-149) from the free throw line... Finished second on the team with 27 blocks... Also added 53 assists and 19 steals... Recorded season highs of 22 points (twice), 14 rebounds (at UNLV), four assists (three times), three steals (Idaho St.), three blocks (three times) and 41 minutes (SDSU).

2013-14 SEASON (FR): Appeared in all 32 games, making five starts... One of four Aggies to play in all 32 games... Tallied 5.6 points, 2.7 rebounds, 0.8 assists and 0.3 blocks, while playing 17.5 minutes per game... Shot 52.8 percent (66-of-125) from the field, including 38.9 percent (14-of-36) behind the 3-point arc, along with 71.1 percent (32-of-45) at the free throw line... Made Aggie debut in USC game (11/8), netting two points and pulling down one rebound... Made first career start in game versus Pacific (12/7) and second of career at UNLV (1/22), also starting against San Diego State (1/25) and New Mexico (1/28)... Played vital role in USU's wild comeback against Colorado State in MW Championships, hitting a three-pointer, forcing a turnover, grabbing an offensive rebound and two free throws, all in the final minute of action... Posted season-high 16 points in San Diego State game (1/25), topping previous season-best of 14 points in Air Force game (1/1)... Scored double-figures in the back-to-back games and three of four, netting 11 points in win over Troy (12/21) and 10 points against San José State (1/4)... Scored six or more points in 14 of 32 games, including double-figures in four total games... Posted at least five points and five rebounds in seven games with 9 points/8 rebounds vs. Mississippi State (11/23); 8 points/6 rebounds vs. Pacific (12/7); 9 points/6 rebounds vs. San Diego Christian (12/28); 10 points/5 rebounds vs. San José State (1/4); 16 points/7 rebounds vs. San Diego State (1/25); 5 points/5 rebounds at Wyoming (2/1) and 5 points/5 rebounds at San Diego State (2/18)... Scored in first eight games played before having that streak snapped by being held scoreless against Western Illinois (12/19)... Also registered first block of USU career in Mississippi State game (11/23), adding another against UC Santa Barbara (12/20)... Swatted career-high two blocks at UNLV (1/22)... Dished out season-high three assists twice and both against UC Santa Barbara, first at UC Santa Barbara (11/16/13) and again at home vs. UCSB (12/31), adding two helpers versus Pacific (12/7), San Diego Christian (12/28) and at Wyoming (2/1).

HIGH SCHOOL: Averaged 21.8 points, 7.2 rebounds, 2.4 assists and 1.2 steals per game as a prep senior at Sky View High School in Smithfield, Utah, helping the Bobcats win the Utah State 4A title... Named 4A MVP, as well as being named the Logan Herald Journal Valley Player of the Year... In the 4A semifinals vs. Bountiful, drained a shot from near mid-court at the buzzer in OT for a 63-60 win, making ESPN's SportsCenter and tabbed as the No. 2 Play of the Day, as Sky View snapped Bountiful's 20-game winning streak... During senior season, netted 20 or more points in 19 of Sky View's 26 games and was held to fewer than 10 points only once... Played in the 4A Boys All-Star Game... Helped lead Sky View to the region title as both a sophomore and junior... Averaged 15 points and five rebounds per game as

CLOSER LOOK AT MOORE

Favorite Actor

- Will Smith

Favorite Non-Basketball Athlete

- Usain Bolt

Favorite TV Show

- Breaking Bad & Family Guy

Essential thing you pack on a road trip

- Hair pick

If you could play another sport, what would it be

- MMA Fighting

Why I wear #14

- It is the same number that my dad wore when playing at USU

Favorite Coach Duryea phrase

- Do your job

Thing I wish I was better at

- Hula hoop

MOORE'S CAREER HIGHS

Points

- 23 (at Air Force, 3/1/16)

FG Made

- 9 (at Nevada, 1/20/15)

FG Attempts

- 19 (Boise State, 1/5/16)

3PT Made

- 4 ((3) at Air Force, 3/1/16)

3PT Attempts

- 8 ((3) at Air Force, 3/1/16)

FT Made

- 10 ((2) at UNLV, 1/24/15)

FT Attempts

- 14 (at UNLV, 1/24/15)

Rebounds

- 14 (at UNLV, 1/24/15)

Assists

- 8 (UC Irvine, 12/12/15)

Steals

- 3 ((3) at San José State, 12/30/15)

Blocks

- 3 ((3) at New Mexico, 2/7/15)

Minutes

- 41 (South Dakota State, 12/20/14)

MOORE'S CAREER STATISTICS

Year	GP-GS	Min	Avg	FG-FGA	Pct	3FG-FGA	Pct	FT-FTA	Pct	Off	Def	Tot	Avg	PF	FO	A	TO	Blk	Stl	Pts	Avg
2013-14 (Fr.)	32-5	559	17.5	66-125	.528	14-36	.389	32-45	.711	27	59	86	2.7	38	0	24	19	9	12	178	5.6
2014-15 (So.)	31-30	1,066	34.4	157-319	.492	45-115	.391	111-149	.745	36	173	209	6.7	44	0	53	37	27	19	470	15.2
2015-16 (Jr.)	31-31	1,091	35.2	170-387	.439	50-150	.333	81-113	.717	44	143	187	6.0	54	0	82	48	18	25	471	15.2
TOTAL	94-66	2,716	28.9	393-831	.473	109-301	.362	224-307	.730	107	375	482	5.1	136	0	159	104	54	56	1,119	11.9

a junior... Was a three-year letterman... Also competed on the Sky View track & field team, where he was the runner-up in the high jump at the 4A state championships as a sophomore, helping Sky View to the team state championship... Played for the Pump N' Run AAU team, leading them to the Las Vegas Live Tournament title in the summer of 2012.

PERSONAL: Full name is Jalen Dwaine Moore... Born in Logan, Utah... One of two boys of Jimmy and Debra Moore... Older brother, Grayson, joined the Aggies in the summer of 2014 after transferring from Northwest Nazarene University and appeared in 18 games for USU during the 2015-16 season... Father, Jimmy Moore, played basketball at USU from 1972-75, and still ranks 24th all-time in school history with 1,164 career points and No. 15 all-time in rebounds with 652, and is in the USU Athletics Hall of Fame... Jimmy Moore is currently the assistant athletics director for special projects for Utah State Athletics... Majoring in exercise science with a minor in business.



MOORE'S 2015-16 GAME-BY-GAME STATISTICS

Date	Opponent	MIN	FG	3FG	FT	O-D-T	PF	A	TO	B	S	TP
N13	at Weber State	^37	3-12	0-5	3-3	3-4-7	2	2	2	0	0	9
N17	Adams State	^26	5-9	2-5	5-9	1-6-7	3	1	0	1	0	17
N20	Union (Tenn.)	^28	6-10	1-4	3-3	1-7-8	1	3	3	0	2	16
N24	Utah Valley	^27	5-11	0-2	1-2	0-5-5	3	1	4	1	0	11
N29	at Duke	^30	3-10	0-2	2-2	1-1-2	3	0	2	0	1	8
D01	at Missouri State	^35	7-18	2-5	4-6	2-2-4	2	1	1	0	1	20
D09	at BYU	^36	6-17	2-5	1-2	2-4-6	3	2	1	1	3	15
D12	UC Irvine	^39	4-16	1-6	1-2	1-4-5	2	8	1	0	1	10
D21	UTRGV	^28	6-11	1-3	0-1	2-2-4	1	4	1	0	0	13
D22	Idaho State	^36	7-13	3-5	2-4	3-6-9	2	1	0	0	0	19
D23	North Dakota State	^33	5-10	2-4	6-9	1-8-9	1	2	3	1	1	18
D30	at San José State*	^36	8-13	3-4	2-2	1-4-5	2	3	1	0	3	21
J02	San Diego State*	^35	3-10	1-6	6-6	0-3-3	1	2	0	2	0	13
J05	Boise State*	^39	8-19	2-8	0-1	3-2-5	1	2	1	1	2	18
J09	at New Mexico*	^36	7-17	2-6	1-3	3-4-7	2	2	2	0	2	17
J12	Air Force*	^34	7-12	2-5	4-4	1-5-6	0	6	1	1	0	20
J16	at Colorado State*	^38	6-14	3-7	1-2	2-10-12	3	1	1	0	1	16
J19	UNLV*	^33	4-13	1-3	0-0	1-5-6	2	1	3	1	1	9
J23	at San Diego State*	^36	5-14	1-7	0-1	2-3-5	2	1	5	1	0	11
J30	Nevada*	^38	6-10	2-3	3-4	1-5-6	2	3	0	1	0	17
F02	at Boise State*	^38	5-11	1-5	0-0	0-2-2	4	2	3	0	1	11
F06	at Wyoming*	^38	6-9	1-2	4-6	0-2-2	2	1	0	0	1	17
F09	New Mexico*	^38	3-11	1-6	4-5	1-5-6	0	3	2	2	1	11
F17	Colorado State*	^36	6-12	3-6	1-4	0-7-7	0	4	0	1	0	16
F20	at Fresno State*	^35	4-8	1-4	4-4	2-4-6	1	5	0	1	1	13
F24	at Nevada*	^36	5-13	1-5	5-6	2-5-7	1	3	3	1	1	16
F27	San José State*	^33	3-10	1-2	4-5	1-6-7	3	6	1	0	2	11
M01	at Air Force*	^39	8-13	4-8	3-3	2-3-5	2	1	2	1	0	23
M05	Fresno State*	^38	7-14	3-6	5-6	2-4-6	0	4	3	0	0	22
M09	vs Wyoming#	^40	7-15	2-6	3-3	1-8-9	1	5	1	0	0	19
M10	vs San Diego State#	^40	5-12	1-5	3-5	2-7-9	2	2	1	1	0	14

\$ - Global Hoops Sports Showcase sponsored by Gossner Foods | * - Mountain West game
- Mountain West Tournament | ^ - Starter

MOORE'S 2014-15 GAME-BY-GAME STATISTICS

Date	Opponent	MIN	FG	3FG	FT	O-D-T	PF	A	TO	B	S	TP
N14	Weber State	^35	7-12	2-3	4-7	3-5-8	3	0	1	0	1	20
N16	at Illinois State	^34	3-6	0-0	2-4	3-6-9	1	2	2	1	2	8
N19	Santa Clara	^34	3-4	1-2	8-12	2-4-6	1	1	0	2	1	15
N22	at Mississippi State	^29	5-10	1-5	2-2	0-3-3	3	1	1	0	0	13
N26	at UC Davis	^32	6-9	1-4	4-5	1-4-5	4	1	0	0	1	17
D2	BYU	^36	4-13	1-2	6-8	4-7-11	1	0	0	1	1	15
D7	at USC	^34	7-13	2-5	2-2	1-8-9	4	4	1	1	1	18
D13	at Utah Valley	^28	2-9	0-4	10-12	0-7-7	3	0	0	1	1	14
D18	CSU Bakersfield	^35	3-9	2-6	4-4	0-6-6	0	1	2	2	1	12
D19	Idaho State	^30	6-12	1-2	7-8	2-2-4	3	2	2	0	3	20
D20	South Dakota State	^41	3-9	0-1	8-12	2-7-9	2	1	3	1	0	14
D27	Wayland Baptist	^36	7-11	0-3	3-3	0-9-9	0	2	1	0	0	17
D31	San José State*	^28	6-8	4-5	3-9	0-11-11	0	1	2	3	0	19
J3	at Boise State*	^36	4-8	1-4	1-2	0-4-4	0	2	0	0	0	10
J7	at Fresno State*	^37	7-13	3-4	0-4	2-5-7	3	2	1	2	0	17
J10	New Mexico*	^39	7-14	3-5	5-5	0-6-6	2	0	3	3	2	22
J17	Air Force*	^36	6-12	1-2	2-2	1-5-6	0	4	1	0	1	15
J20	at Nevada*	^39	9-15	4-4	0-1	1-3-4	3	1	0	1	0	22
J24	at UNLV*	^40	1-8	0-5	10-14	2-12-14	3	2	2	1	0	12
J27	Wyoming*	^36	3-9	1-4	0-0	1-4-5	2	2	1	0	0	7
J31	at San Diego State*	^26	3-7	2-2	5-6	1-8-9	1	2	4	1	1	13
F3	Boise State*	^37	5-8	1-3	4-4	0-4-4	0	3	1	0	0	15
F7	at New Mexico*	^33	7-13	2-6	3-3	1-3-4	0	1	0	3	2	19
F10	Nevada*	^35	7-9	2-3	1-2	0-3-3	1	2	1	2	0	17
F18	at San José State*	^30	6-12	1-4	7-7	1-5-6	0	2	2	1	1	20
F21	Fresno State*	^36	3-9	1-4	4-4	1-7-8	0	3	1	0	0	11
F24	UNLV*	^34	6-14	2-3	2-5	3-0-3	2	3	0	1	0	16
F28	at Air Force*	^37	5-12	0-4	0-0	1-9-10	1	4	1	0	0	10
M4	at Wyoming*	^33	5-8	1-3	0-0	0-3-3	0	2	0	0	0	11
M7	Colorado State*	36	5-13	2-8	2-2	3-6-9	0	1	3	0	0	14
M12	vs Wyoming#	^34	6-10	3-5	2-3	0-7-7	1	1	1	0	0	17

\$ - World Vision Classic sponsored by Gossner Foods | * - Mountain West game
- Mountain West Tournament | ^ - Starter

MOORE'S 2013-14 GAME-BY-GAME STATISTICS

Date	Opponent	MIN	FG	3FG	FT	O-D-T	PF	A	TO	B	S	TP
N8	USC	12	0-3	0-1	2-2	0-1-1	2	0	0	0	0	2
N12	Southern Utah	20	3-5	0-0	2-4	0-3-3	2	3	0	0	0	8
N16	at UC Santa Barbara	16	0-0	0-0	2-2	0-2-2	2	3	0	0	0	2
N23	Mississippi State	17	3-3	1-1	2-3	2-3-5	0	1	1	1	0	9
N26	at Weber State	13	3-4	0-0	0-0	0-1-1	1	0	0	0	1	6
N30	vs BYU	16	3-5	1-2	0-0	1-2-3	0	1	2	0	0	7
D7	Pacific	^29	4-7	0-2	0-0	2-4-6	1	2	0	1	1	8
D14	Utah Valley	14	2-3	0-1	1-2	0-1-1	4	1	1	0	0	5
D19	Western Illinois	13	0-1	0-0	0-0	0-1-1	2	1	0	0	0	0
D20	UC Santa Barbara	18	1-3	0-1	2-2	1-2-3	2	0	1	1	0	4
D21	Troy	27	4-8	1-2	2-3	2-1-3	1	3	0	0	1	11
D28	San Diego Christian	17	4-5	1-1	0-1	4-2-6	1	2	0	1	0	9
J1	at Air Force*	24	5-7	2-3	2-3	1-0-1	1	0	2	0	1	14
J4	San José State*	17	4-6	1-2	1-3	2-3-5	0	1	1	1	1	10
J11	at Nevada*	20	1-4	0-0	2-2	3-0-3	1	1	1	0	0	4
J15	Colorado State*	18	1-6	1-1	0-0	0-3-3	1	0	0	0	0	3
J18	at Boise State*	9	1-2	0-1	0-0	0-0-0	0	0	0	0	0	2
J22	at UNLV*	^28	3-7	1-4	2-2	0-1-1	1	0	1	2	0	9
J25	San Diego State*	^38	8-11	0-1	0-1	1-6-7	1	1	1	1	0	16
J28	New Mexico*	^24	2-6	1-1	2-2	0-3-3	2	0	4	0	0	7
F1	at Wyoming*	^31	2-5	1-2	0-0	2-3-5	0	2	1	0	0	5
F5	Nevada*	9	1-1	0-0	1-2	0-1-1	1	0	0	0	0	3
F8	Boise State*	10	2-3	0-0	0-0	1-0-1	0	0	1	0	1	4
F11	at Colorado State*	11	1-1	0-0	1-1	0-1-1	1	0	1	0	0	3
F15	UNLV*	11	1-3	1-2	0-0	1-1-2	1	0	0	0	0	3
F18	at San Diego State*	19	2-4	0-1	1-1	1-4-5	0	1	1	1	1	5
F22	Fresno State*	11	0-1	0-1	0-0	0-1-1	3	2	0	0	0	0
F25	at New Mexico*	11	0-2	0-2	1-2	1-1-2	1	0	0	0	1	1
M1	at San José State*	17	2-3	0-1	2-2	1-1-2	3	2	0	0	0	6
M5	Wyoming*	4	0-1	0-1	0-0	0-0-0	0	0	0	0	1	0
M12	vs Colorado State#	14	1-1	1-1	4-4	1-2-3	3	0	0	0	2	7
M13	vs San Diego State#	21	2-4	1-1	0-1	0-2-2	0	0	1	0	1	5

\$ - Basketball Travelers Classic sponsored by Gossner Foods | * - Mountain West game
- Mountain West Tournament | ^ - Starter



CLOSER LOOK AT RECTOR

Favorite Actor

• Denzel Washington

Favorite Movie Quote

• King Kong ain't got nothin' on me!

Favorite basketball player growing up

• Allen Iverson

Hobbies/Special Talents

• I can dance

Favorite Food

• Lasagna

Favorite TV Show

• Game of Thrones

Thing I Wish I was Better At

• Singing

Favorite Non-Basketball Athlete

• James Rodriguez (Real Madrid)

Person I Admire the Most

• My Father

Essentials on road trips

• Head phones and clean underwear

RECTOR'S CAREER HIGHS

Points

• 24 (vs Wyoming, 3/9/16)

FG Made

• 7 ([2] vs Wyoming, 3/9/16)

FG Attempts

• 15 (vs Wyoming, 3/9/16)

3PT Made

• 3 ([2] vs Wyoming, 3/9/16)

3PT Attempts

• 6 (vs Wyoming, 3/9/16)

FT Made

• 9 (vs San Diego State, 3/10/16)

FT Attempts

• 13 (vs San Diego State, 3/10/16)

Rebounds

• 5 (San José State, 2/27/16)

Assists

• 7 (vs San Diego State, 3/10/16)

Steals

• 6 (at San Diego State, 3/10/16)

Blocks

• 2 (Adams State, 11/17/15)

Minutes

• 35 (vs Wyoming, 3/9/16)

SHANE RECTOR

0 | GUARD

Senior | 6-2 | 185 | 1L

Bronx, N.Y. (South Kent School (Conn.)/Miami Dade College)

2015-16 (JR): Appeared in every game during the year, starting in 12... Led the team with 101 assists, averaging 3.3 per game (9th in the MW)... Tallied five or more assists in a game six times, including a season-high seven against San Diego State (1/2)... Led the team in assists 14 times during the year... Third on the team with 9.3 points per game... Recorded double-digit points 14 times, including a season-high 24 against Wyoming (3/9) in the first round of the Mountain West Tournament... Led the team with 38 steals, logging a season-high six at San Diego State (3/10), the most in a single game by an Aggie since Jarobi Kemp recorded six against UC Irvine in the Big West Tournament on March 11, 1994... Recorded 78 total rebounds, averaging 2.5 per game... Pulled down a season-high five rebounds against San Diego State (1/2)... Recorded five blocks, tallying a season-high two against Adams State (11/17)... Appeared in a season-high 35 minutes against Wyoming in the first round of the Mountain West Tournament... Shot 43.3 percent (101-of-233) from the floor, 33.3 percent (20-of-60) from behind the 3-point line and 75.6 percent (65-of-86) from the free throw line for the season... Was 10-of-13 from the free throw line with less than a minute to play, converting free throws at Weber State (11/13), at Missouri State (12/1) and at Colorado State (1/16) to seal victories for the Aggies.

MIAMI-DADE (SO): Earned Florida Community College Activities Association first-team all-state and all-region honors after helping the Sharks to an overall mark of 21-11 and an 8-4 league record... Averaged 17.4 points, 5.5 assists, 4.1 rebounds, 2.3 steals and 0.6 blocks per game while shooting 41.9 percent from the floor, including 34.2 percent from deep, and 76.1 percent from the free throw line... Scored in double figures 27 time during the year, including nine 20-point games and two 30-point outings... Recorded five or more assists in 19 games and pulled down five or more boards in 11 games.

MISSOURI (FR): Appeared in 23 games for the Tigers, averaging 4.6 minutes per contest... Scored a season-high three points against Texas A&M in the SEC Tournament, adding two rebounds and two steals... Matched his season high with three points against Hawai'i, shooting 3-for-4 from the free throw line... Played a season-high 15 minutes against Northwestern.

HIGH SCHOOL: Prepped at South Kent (Conn.), where he averaged 17.4 points and 7.1 assists as a senior... Began his prep career at St. Raymond's High School in the Bronx, N.Y... Led SRHS to its first Catholic High School Athletic Association (CHSAA) Class AA city championship since 2004 as a junior... Earned all-conference honors and a member of the CHSAA all-tournament team, averaging 13.7 points and 6.2 assists during his junior year.

PERSONAL: Full name is Shane Legend Rector... One of three children of Deshon and Tabitha Rector... Majoring in journalism and communications.

RECTOR'S 2015-16 GAME-BY-GAME STATISTICS

Date	Opponent	MIN	FG	3FG	FT	O-D-T	PF	A	TO	B	S	T-P
N13	at Weber St.	32	5-14	2-5	3-4	0-3-3	3	5	3	0	3	15
N17	Adams St.	20	2-5	0-1	2-3	0-0-0	2	2	3	2	1	6
N20	Union (Tenn.)	18	3-7	1-3	2-2	0-2-2	4	3	1	1	0	9
N24	Utah Valley	22	2-7	0-1	3-3	0-1-1	1	5	3	1	3	7
N29	at Duke	23	2-7	0-1	2-2	1-2-3	0	3	2	0	1	6
D01	at Missouri St.	^27	5-9	0-2	2-2	1-2-3	4	6	2	0	1	12
D09	at BYU	^32	5-13	2-3	0-0	1-1-2	1	6	2	0	1	12
D12	UC Irvine	^25	1-4	0-1	0-0	0-2-2	2	1	3	0	1	2
D21	UTRGV\$	^22	3-8	0-1	2-2	0-4-4	2	4	0	0	1	8
D22	Idaho St.\$	^17	1-4	0-3	0-0	0-3-3	0	2	3	0	0	2
D23	North Dakota St.\$	^28	1-6	0-0	3-5	0-1-1	1	4	3	0	0	5
D30	at San José St.*	^26	3-9	2-3	1-4	1-2-3	4	6	1	0	2	9
J02	San Diego St.*	^26	4-10	0-2	3-4	0-1-1	3	0	2	0	3	11
J05	Boise St.*	^29	4-6	0-1	0-0	0-2-2	4	3	3	0	0	8
J09	at New Mexico*	19	0-0	0-0	1-2	0-1-1	1	2	3	0	2	1
J12	Air Force*	20	5-8	0-2	3-3	0-1-1	2	1	2	0	1	13
J16	at Colorado St.*	24	3-7	1-2	3-5	2-2-4	2	3	1	0	1	10
J19	UNLV*	25	5-11	0-1	2-2	2-2-4	4	4	3	0	3	12
J23	at San Diego St.*	29	6-8	2-2	1-2	0-2-2	2	4	3	0	6	15
J30	Nevada*	^28	7-10	2-2	0-0	1-2-3	2	3	3	0	0	16
F02	at Boise St.*	25	4-11	3-4	0-0	0-1-1	3	3	3	0	0	11
F06	at Wyoming*	14	2-4	2-3	0-0	0-1-1	1	1	2	0	0	6
F09	New Mexico*	17	3-6	0-2	1-1	0-2-2	0	2	2	0	1	7
F17	Colorado St.*	23	3-6	0-1	3-4	0-3-3	2	5	1	0	0	9
F20	at Fresno St.*	21	4-7	0-2	5-6	0-4-4	2	1	4	1	0	13
F24	at Nevada*	21	3-7	0-2	4-4	1-1-2	2	4	2	0	0	10
F27	San José St.*	18	3-6	0-1	3-5	0-5-5	3	2	2	0	4	9
M01	at Air Force*	20	3-7	0-3	0-0	0-3-3	1	4	2	0	1	6
M05	Fresno St.*	15	1-2	0-0	0-0	0-2-2	2	3	3	0	0	2
M09	vs Wyoming#	35	7-15	3-6	7-8	1-5-6	4	2	3	0	0	24
M10	vs San Diego St.#	30	1-9	0-0	9-13	1-3-4	3	7	3	0	2	11

\$ - Global Hoops Sports Showcase sponsored by Gossner Foods

* - Mountain West game | # - Mountain West Tournament | ^ - Starter



RECTOR'S CAREER STATISTICS

	GP-GS	Min	Avg	FG-FGA	Pct	3FG-FGA	Pct	FT-FTA	Pct	Off	Def	Tot	Avg	PF	FO	A	TO	Blk	Stl	Pts	Avg
2013-14 (Fr./Mizzou)	23-0	105	4.6	0-9	.000	0-2	.000	11-15	.733	2	6	8	0.3	17	0	3	10	0	3	11	0.5
2015-16 (Jr.)	31-12	731	23.6	101-233	.433	20-60	.333	65-86	.756	12	66	78	2.5	67	0	101	73	5	38	287	9.3
TOTAL	54-12	836	15.5	101-242	.417	20-62	.323	76-101	.752	14	72	86	1.6	84	0	104	83	5	41	298	5.5



JULION PEARRE 5 | GUARD

Junior | 6-3 | 205 | 2L
McKinney, Texas (McKinney North HS)

HONORS: Academic All-Mountain West (2015-16).

2015-16 SEASON (SO): Appeared in every game during the season, starting in nine... Named the team's best defender during the end-of-season team awards... Averaged 8.0 points and 1.7 rebounds per game... Scored in double figures 10 times during the year, including a streak of four straight to finish the season... Recorded a season-high 19 points at Colorado State (1/16)... Pulled down a season-high five rebounds against Wyoming (3/9) in the first round of the Mountain West Tournament... Fourth on the team with 17 steals, recording season highs of two in three games... Recorded 45 assists, matching his season high of four twice... Also tallied six blocks... Appeared in a season-high 32 minutes at Colorado State (1/16)... Shot 39.1 percent (154-of-394) from the floor, 34.2 percent (41-of-120) from behind the 3-point line and 62.5 percent (25-of-40) from the free throw line... Named Academic all-Mountain West.

2014-15 SEASON (FR): Appeared in 31 games, starting the final 27 contests of the season... Averaged 23.5 minutes per game, shooting 35.0 percent (63-of-180) from the floor, 34.3 percent (36-of-105) from behind the 3-point line and 74.4 percent (29-of-39) from the free throw line... Scored in double digits eight times during the year, finishing fifth on the team with 6.2 points per game... Logged a career-high 21 points at Air Force (2/28/15)... Averaged 2.1 rebounds per game, pulling down a season-high five two times during the season... Also tallied 51 assists, 21 steals and two blocks... Recorded season highs of five assists (WYO), two steals (four times), two blocks (twice) and 35 minutes (SDSU)... Made his Aggie debut against Weber State (11/14), picking up 10 points, four rebounds, one assist and one steal in 28 minutes of action.

HIGH SCHOOL: Was a four-year letterwinner at McKinney North High School in McKinney, Texas... Was named the District 13-4A Co-MVP and earned all-region honors after guiding the Bulldogs to a 25-6 overall record including a 13-0 district record in senior season... Averaged 17.0 points, 6.5 rebounds and 3.0 assists per game as a senior... During junior season, he averaged 15.1 points, 2.4 assists, 3.4 rebounds and 1.6 steals per game, helping the Bulldogs to a 22-13 overall record and the regional semifinals... Earned first-team all-district honors as a sophomore after earning second-team all-district accolades as a freshman... During sophomore season, was named to the all-tournament team of the Sherman Holiday Tournament... Named to McKinney North High School National Honor Society... Earned academic all-state and all-district accolades.

PERSONAL: Full name is Julion Andrew Pearre... Oldest of three boys of Hulon and Perdetia Pearre... Majoring in management information systems.

PEARRE'S 2015-16 GAME-BY-GAME STATISTICS

Date	Opponent	MIN	FG	3FG	FT	O-D-T	PF	A	TO	B	S	T-P
N13	at Weber St.	24	1-4	0-2	0-0	0-2-2	2	3	0	0	0	2
N17	Adams St.	28	3-10	0-6	1-1	0-3-3	3	3	3	2	1	7
N20	Union (Tenn.)	25	2-8	1-6	0-2	0-2-2	2	2	0	1	0	5
N24	Utah Valley	24	1-4	1-2	4-4	0-2-2	0	1	1	0	1	7
N29	at Duke	23	3-5	0-1	0-0	0-2-2	4	0	2	0	0	6
D01	at Missouri St.	25	1-5	1-2	0-1	1-1-2	4	1	1	0	1	3
D09	at BYU	18	1-4	1-2	0-0	0-4-4	3	1	2	0	0	3
D12	UC Irvine	17	5-8	5-7	0-0	0-0-0	2	0	0	0	2	15
D21	UTRGV\$	24	5-9	3-7	0-0	1-1-2	2	1	1	0	1	13
D22	Idaho St.\$	22	1-5	0-4	0-0	0-2-2	5	0	1	0	0	2
D23	North Dakota St.\$	27	6-10	3-4	2-2	0-1-1	1	1	1	2	0	17
D30	at San José St.*	19	5-7	1-3	0-0	1-1-2	3	0	1	0	0	11
J02	San Diego St.*	23	2-6	0-3	2-2	0-2-2	2	0	0	0	0	6
J05	Boise St.*	27	1-3	1-1	1-2	0-0-0	2	0	2	0	1	4
J09	at New Mexico*	16	4-6	1-2	0-1	0-1-1	3	0	2	0	0	9
J12	Air Force*	24	4-7	2-4	2-2	0-2-2	2	3	1	1	0	12
J16	at Colorado St.*	32	6-11	3-6	4-6	0-2-2	2	3	0	0	0	19
J19	UNLV*	21	2-7	1-4	0-0	0-2-2	2	2	3	0	0	5
J23	at San Diego St.*	18	1-8	0-6	0-0	0-1-1	2	1	0	0	0	2
J30	Nevada*	20	3-7	1-3	1-2	1-1-2	1	2	1	0	2	8
F02	at Boise St.*	25	3-5	2-3	0-0	0-3-3	3	0	3	0	0	8
F06	at Wyoming*	30	3-11	1-6	0-0	0-1-1	2	4	1	0	1	7
F09	New Mexico*	16	3-5	1-3	0-0	0-0-0	0	1	1	0	1	7
F17	Colorado St.*	17	1-6	0-3	0-0	0-1-1	1	1	1	0	0	2
F20	at Fresno St.*	26	1-5	0-3	5-8	1-0-1	3	0	2	0	0	7
F24	at Nevada*	21	1-7	0-2	0-0	0-1-1	1	3	0	0	1	2
F27	San José St.*	20	2-4	2-3	1-2	0-2-2	5	2	2	0	1	7
M01	at Air Force*	24	4-8	2-6	0-0	0-2-2	1	2	1	0	2	10
M05	Fresno St.*	23	5-11	4-7	2-4	1-0-1	2	3	1	0	1	16
M09	vs Wyoming#	29	6-11	2-5	0-1	1-4-5	1	4	0	0	1	14
M10	vs San Diego St.#	18	5-7	2-4	0-0	0-0-0	2	1	0	0	0	12

\$ - Global Hoops Sports Showcase sponsored by Gossner Foods

* - Mountain West game | # - Mountain West Tournament | ^ - Starter

PEARRE'S 2014-15 GAME-BY-GAME STATISTICS

Date	Opponent	MIN	FG	3FG	FT	O-D-T	PF	A	TO	B	S	T-P
N14	Weber St.	28	3-9	0-2	4-4	0-4-4	2	1	0	0	1	10
N16	at Illinois St.	20	0-5	0-2	0-0	0-4-4	2	1	1	0	0	0
N19	Santa Clara	14	0-6	0-2	0-0	0-0-0	1	1	1	1	0	0
N22	at Mississippi St.	19	0-3	0-2	0-0	0-2-2	1	0	0	0	2	0
N26	at UC Davis	12	0-2	0-1	0-0	0-0-0	2	1	0	0	0	0
D2	BYU	11	0-3	0-0	0-0	0-0-0	1	1	2	0	0	0
D7	at USC	23	4-9	4-9	3-4	0-2-2	1	0	2	0	1	15
D13	at Utah Valley	24	3-5	2-2	3-3	0-3-3	3	0	1	1	0	11
D18	CSU Bakersfield	19	0-2	0-0	2-2	0-1-1	2	4	3	0	0	2
D19	Idaho St.	25	1-3	1-2	0-0	0-0-0	3	0	1	0	0	3
D20	South Dakota St.	35	3-8	1-4	1-2	1-4-5	1	0	1	0	1	8
D27	Wayland Baptist	19	1-3	1-1	0-0	0-1-1	3	0	1	0	1	3
D31	San José St.*	23	3-6	2-4	0-0	0-1-1	1	3	1	0	0	8
J3	at Boise St.*	24	3-6	0-1	1-1	1-3-4	1	4	3	0	0	7
J7	at Fresno St.*	31	2-4	1-1	1-2	0-2-2	3	2	1	0	2	6
J10	New Mexico*	31	5-9	4-8	4-9	0-3-3	2	3	1	0	1	18
J17	Air Force*	22	2-6	2-5	0-0	0-4-4	1	0	0	0	1	6
J20	at Nevada*	24	2-7	1-3	0-0	0-3-3	2	3	3	0	1	5
J24	at UNLV*	24	2-4	2-4	0-0	0-3-3	2	3	1	0	0	6
J27	Wyoming*	21	1-5	1-4	0-0	0-1-1	3	0	1	0	1	3
J31	at San Diego St.*	20	0-4	0-2	0-2	0-0-0	1	0	2	0	0	0
F3	Boise St.*	27	1-7	0-4	0-0	0-0-0	4	3	2	0	2	2
F7	at New Mexico*	29	3-9	1-5	0-0	0-2-2	3	1	0	0	0	7
F10	Nevada*	29	4-7	3-6	1-1	0-1-1	4	2	0	0	1	12
F18	at San José St.*	28	3-5	1-2	0-0	0-2-2	0	3	2	0	1	7
F21	Fresno St.*	25	7-8	3-3	2-2	1-3-4	1	2	3	0	2	19
F24	UNLV*	24	0-4	0-4	0-0	0-5-5	2	2	2	0	0	0
F28	at Air Force*	27	6-10	5-9	4-4	0-2-2	5	2	0	0	1	21
M4	at Wyoming*	21	0-6	0-4	0-0	0-1-1	1	0	2	0	0	0
M7	Colorado St.*	19	1-5	0-2	0-0	1-2-3	3	3	2	0	1	2
M12	vs Wyoming#	29	3-10	1-7	3-3	0-1-1	2	5	0	0	1	10

\$ - World Vision Classic sponsored by Gossner Foods

* - Mountain West game | # - Mountain West Tournament | ^ - Starter

PEARRE'S CAREER STATISTICS

Year	GP-GS	Min	Avg	FG-FGA	Pct	3FG-FGA	Pct	FT-FTA	Pct	Off	Def	Tot	Avg	PF	FO	A	TO	Blk	Stl	Pts	Avg
2014-15 (Fr.)	31-24	727	23.5	63-180	.350	36-105	.343	29-39	.744	4	60	64	2.1	63	1	51	38	2	21	191	6.2
2015-16 (So.)	31-9	716	23.1	91-214	.425	41-120	.342	25-40	.625	7	46	53	1.7	68	2	45	34	6	17	248	8.0
TOTAL	62-33	1,443	23.3	154-394	.391	77-225	.342	54-79	.684	11	106	117	1.9	131	3	96	72	8	38	439	7.1



QUINN TAYLOR 10 | FORWARD

Sophomore | 6-8 | 225 | 1L
Houston, Texas (Langham Creek HS)

CLOSER LOOK AT TAYLOR

Favorite Food

- Steak

Favorite Movie

- Anchorman

Favorite Band

- The Killers

Pre-Game Ritual/Superstitions

- Eat PB&J with chocolate milk

Funniest Person on the Team

- Jalen Moore

Favorite Basketball Player Growing Up

- Mike Bibby

I wear my jersey number because

- It is what Mike Bibby wore

Place I Most Want to Visit

- The Moon

Favorite Restaurant of All-Time

- Cafe Rio

Most used app on my phone

- ESPN

TAYLOR'S CAREER HIGH

Points

- 16 (San José State, 2/27/16)

FG Made

- 6 (San José State, 2/27/16)

FG Attempts

- 8 ((2) San José State, 2/27/16)

3PT Made

- 1 ((4) vs San Diego State, 3/10/16)

3PT Attempts

- 1 ((6) vs San Diego State, 3/10/16)

FT Made

- 4 (San José State, 2/27/16)

FT Attempts

- 5 (San José State, 2/27/16)

Rebounds

- 10 ((2) San José State, 2/27/16)

Assists

- 3 (Adams State, 11/17/15)

Steals

- 3 (at Air Force, 3/1/16)

Blocks

- 1 ((4) vs San Diego State, 3/10/16)

Minutes

- 32 ((2) at Air Force, 3/1/16)

2015-16 (RS FR): Appeared in 30 games with 12 starts, including eight of the final nine games of the season... Scored in double figures three times, including a season-high of 16 points against San José State (2/27)... Averaged 4.2 points per game... Recorded 10 or more rebounds in two games, matching his season high of 10 against New Mexico (2/9) and San José State (2/27)... Averaged 3.7 rebounds per contest... Tallied a double-double against SJSU with matching season highs of 16 points and 10 rebounds... Led the team in field goal percentage, shooting 63.8 percent (51-of-80) from the floor... Also shot 66.7 percent (4-of-6) from behind the 3-point line and 57.6 percent (19-of-33) from the free throw line... Totaled 26 assists, recording a season high of three against Adams State (11/17)... Recorded 10 steals, including a season-high three at Air Force (3/1)... Finished the year with four blocks with one block in four games... Appeared in a season-high 32 minutes in two games during the year... Made his Aggie debut in the season opener at Weber State (11/13), logging two points and one rebound in five minutes of play.

2012-13 (FR): Redshirted his first season at Utah State.

HIGH SCHOOL: Earned first-team all-district 17-5A honors as well as all-Houston area honors after averaging 11.5 points, 5.6 rebounds, 2.0 assists, 1.1 steals and 0.6 blocks per game as a senior, while shooting 55.9 percent from the field (152-272), 45.4 percent from three-point range (20-44) and 55.1 percent at the free throw line (54-98)... Was also selected to play in both the Texas High School Coaches Association All-Star game and the Houston Area Basketball Coaches Association All-Star game... Helped the Lobos secure a district title for the first time since 1987-88 and set a school record with 27 wins on the season, as well as helping them to their fifth-consecutive postseason... Scored in double-digits in 22 games, highlighted by season-high 23 points against Jersey Village... Pulled down double-digit rebounds in five games, with three of them for double-doubles, tallying 11 points and 15 rebounds in season-opening win over College Park, then adding 11 points and 13 rebounds in win over Berkner and 14 points and 13 rebounds in win over Cypress Lakes... Earned all-district and all-Houston area honors as a junior after posting 8.0 points and 7.0 rebounds per game, in addition to 0.9 blocks, 2.9 assists and 0.6 steals per game... Off the court, was a two-time academic all-district and all-state selection.

PERSONAL: One of five children of Timothy and Janet Taylor... Majoring in exercise science... Served an LDS Church Mission in Sao Paulo, Brazil from 2013-15.

TAYLOR'S 2015-16 GAME-BY-GAME STATISTICS

Date	Opponent	MIN	FG	3FG	FT	O-D-T	PF	A	TO	B	S	T-P
N13	at Weber State	5	1-1	0-0	0-0	0-1-1	1	0	0	0	0	2
N17	Adams State	22	5-8	1-1	1-4	5-4-9	0	3	0	0	1	12
N20	Union (Tenn.)	12	1-2	0-1	0-0	0-2-2	0	1	0	0	0	2
N24	Utah Valley	18	3-3	0-0	1-2	2-6-8	4	1	0	1	0	7
N29	at Duke	10	0-1	0-0	1-2	0-0-0	2	0	0	0	0	1
D01	at Missouri State	12	2-2	1-1	2-2	0-1-1	0	0	1	0	2	7
D09	at BYU	3	0-1	0-0	0-0	0-0-0	0	0	1	0	0	0
D12	UC Irvine	1	0-1	0-0	0-0	0-0-0	0	0	1	0	0	0
D21	UTRGV	12	3-3	0-0	0-2	0-3-3	1	2	0	0	0	6
D22	Idaho State	4	0-0	0-0	0-0	0-0-0	1	0	0	0	0	0
D23	North Dakota State	7	1-1	0-0	0-0	1-1-2	1	1	0	0	0	2
D30	at San José State*	4	0-0	0-0	1-2	1-3-4	1	0	0	0	0	1
J02	San Diego State*	5	0-0	0-0	0-0	1-1-2	3	0	0	0	0	0
J05	Boise State*	1	1-1	0-0	0-0	0-0-0	0	0	0	0	0	2
J09	at New Mexico*	11	1-2	0-0	2-2	2-1-3	1	0	0	1	0	4
J12	Air Force*	^32	1-2	0-0	2-2	2-6-8	2	1	0	0	1	4
J16	at Colorado State*	^20	1-3	0-0	0-0	0-2-2	1	2	0	0	0	2
J19	UNLV*	^18	1-2	0-1	0-0	0-1-1	3	1	1	0	1	2
J23	at San Diego State*	^14	0-1	0-0	0-0	2-6-8	1	0	0	0	0	0
J30	Nevada*	1	0-0	0-0	0-0	0-0-0	0	0	0	0	0	0
F02	at Boise State*	DNP										
F06	at Wyoming*	14	4-4	1-1	1-2	0-3-3	3	0	2	0	0	10
F09	New Mexico*	^25	4-5	0-0	0-0	5-5-10	5	2	0	0	0	8
F17	Colorado State*	^23	1-2	0-0	1-2	2-4-6	3	1	0	0	1	3
F20	at Fresno State*	^16	2-4	0-0	2-2	1-2-3	5	1	1	0	0	6
F24	at Nevada*	^26	3-5	0-0	0-0	0-3-3	3	1	0	0	0	6
F27	San José State*	^23	6-8	0-0	4-5	4-6-10	3	2	1	0	0	16
M01	at Air Force*	^32	2-4	0-0	0-0	2-3-5	4	2	3	1	3	4
M05	Fresno State*	21	1-2	0-0	1-2	1-3-4	5	2	3	0	0	3
M09	vs Wyoming#	^24	3-6	0-0	0-0	3-4-7	5	2	1	0	0	6
M10	vs San Diego State#	^23	4-6	1-1	0-2	2-4-6	4	1	0	1	1	9

\$ - Global Hoops Sports Showcase sponsored by Gossner Foods

* - Mountain West game | # - Mountain West Tournament | ^ - Starter



TAYLOR'S CAREER STATISTICS

	GP-GS	Min	Avg	FG-FGA	Pct	3FG-FGA	Pct	FT-FTA	Pct	Off	Def	Tot	Avg	PF	FO	A	TO	Blk	Stl	Pts	Avg
2012-13 (RS)		Redshirt																			
2015-16 (RFr.)	30-12	439	14.6	51-80	.638	4-6	.667	19-33	.576	36	75	111	3.7	62	4	26	15	4	10	125	4.2



ALEXIS DARGENTON

11 | WING

Redshirt Sophomore | 6-8 | 205 | RS
Fort-de-France, Martinique • Laramie County CC

2015-16 SEASON (RS): Spent his first year at USU as a redshirt.

JUNIOR COLLEGE: Played freshman year at Laramie County Community College in Cheyenne, Wyo., starting all 32 games... Averaged 12.4 points and a team-best 7.7 rebounds per game... Also led the team with 10 double-doubles, logging season highs of 23 points and 14 rebounds... Scored in double digits 22 times and added double-digit rebounding numbers in 11 games... Was an active defender with at least one steal in all but four games and at least one block in 21 contests... Helped lead the Golden Eagles to an overall mark of 22-10 and an appearance in the Region IX quarterfinals.

HIGH SCHOOL: Played with the club Golden Lion in Martinique, where he led the team to four championships at the junior level... Attended prep school at Middlebrooks Academy in Los Angeles, Calif.

PERSONAL: One of four children of Bruno and Francine Dargenton... Majoring in business.

CLOSER LOOK AT DARGENTON

Thing I Wish I Was Better At

- Math

Favorite Food

- Caribbean jerk chicken

If I Could Play Another Sport

- Soccer, I've got skills

Favorite basketball player growing up

- Allen Iverson, Kevin Durant

I wear #11 because

- It was the number I wore in Martinique

Favorite Coach Duryea quote

- Do your job

Most people don't know

- I'm French, but not from France



CONNOR GARNER

25 | WING

Senior | 6-2 | 190 | SQ
Raft River, Idaho • Declo HS

HIGH SCHOOL: Played his senior year at Declo (Idaho) High School... Averaged close to 15 points, five rebounds and five assists per game during his season year, earning all-state and all-region honors... Also played varsity basketball at Bonneville (Utah) High School as a sophomore and junior before moving to Idaho... In all, lettered three times in basketball and also earned letters in soccer and golf.

PERSONAL: One of three children of Blair and Julie Garner... Served an LDS Church Mission in Hermosillo, Mexico (2010-12)... Has served as a USU men's basketball team manager the past three seasons.

CLOSER LOOK AT GARNER

Favorite TV Show

- Family Guy

Favorite Musical Group

- Logic

Essential thing you pack on road trips

- Protein bars

I wear #25 because

- My student ID number adds up to 25

The game I have circled

- BYU, it is a huge in-state game that I've always wanted to be a part of.



NGOR BARNABA

13 | FORWARD

Junior | 6-8 | 235 | TR
Khartoum, Sudan • Missouri State West Plains/John Marshall (Minn.) HS

JUNIOR COLLEGE: Played two years at Missouri State-West Plains, leading the Grizzlies in both scoring and rebounding in his final season, while averaging 14.7 points and 7.5 rebounds per game... Recorded 23 double-digit scoring outings, including six games with 20 or more points... Finished his final year with five double-doubles in leading the Grizzlies to a 19-11 mark... Averaged 8.5 points and 4.8 rebounds per game as a freshman, helping the Grizzlies to a 21-11 overall record.

HIGH SCHOOL: Was a three-year stater at John Marshall High School in Rochester, Minn... Was a three-time all-conference honoree.

PERSONAL: Parents are William Marial and Regina Louis... Majoring in communication... First name is pronounced Gor.

CLOSER LOOK AT BARNABA

Favorite Food

- Pizza

Favorite Movie

- American Gangster

Favorite Actor

- Denzel Washington

Favorite basketball player growing up

- Shaq

My pick to win the Super Bowl

- Minnesota Vikings



NORBERT JANICEK 15 | FORWARD

Sophomore | 6-11 | 240 | TR
Dravkovce, Slovakia • Snow JC/Canarias Basketball Academy

JUNIOR COLLEGE: Named first-team all-Scenic West Athletic Conference after leading Snow College (Utah) in scoring and rebounding with 15.6 points and 6.2 rebounds per game... Finished in the top-10 of the SWAC in scoring and rebounding, finishing sixth and ninth, respectively... Led Snow and the SWAC in field goal percentage, shooting 63.8 percent (204-of-320) during the year to rank No. 7 nationally in the NJCAA... Scored in double figures 25 times, logging 20 or more points 11 times... Led the Badgers with 21 blocks.

HIGH SCHOOL/INTERNATIONAL: Prepped at the Canarias Basketball Academy and played with the U-18 National Team for Slovakia... Led the Slovakian side with 12.4 points and 8.0 rebounds per game, all while shooting a tournament-best 76.9 percent (40-of-52) from the floor in the U-18 FIBA European Championships.

PERSONAL: One of two children of Norbert Janicek and Maria Janickova... Majoring in exercise science.

CLOSER LOOK AT JANICEK

Favorite Movie

- The Longest Yard

Favorite Food

- Steak

Favorite basketball player growing up

- Shaquille O'Neal

Favorite non-basketball athlete

- Cristiano Ronaldo

Most used app on my phone

- Snapchat or Instagram

My favorite restaurant in Logan

- Angie's

Favorite place on campus

- Market Place (one of many cafeterias)



DIOGO BRITO 24 | GUARD

Freshman | 6-5 | 200 | HS
Povoa de Varzim, Portugal • Mountain Mission School (Va.)

HIGH SCHOOL/INTERNATIONAL: Played one season at Mountain Mission School in Grundy, Va... Led the team to a No. 5 ranking in the state... Has played for the Portuguese National team since 2012... Led Portugal with 10.8 points and finished third with 1.8 assists per game at the U20 FIBA European Championships... Also led Portugal with 17.9 points, 5.9 rebounds, 3.4 steals and 3.1 assists per game at the U18 European Championships.

PERSONAL: One of two sons of José and Maria Brito... Nominated for Student of the Year at Mountain Mission School... Majoring in mechanical engineering.

CLOSER LOOK AT BRITO

Favorite Movie

- Inception or Interstellar

Favorite Musical Group

- Iron Maiden

Favorite Aggie tradition

- Lighting the A blue

The place I would most like to visit

- Machu Pichu

I wear #24 because

- My birthday is on the 24th



TREVIN DORIUS 13 | FORWARD

Freshman | 6-11 | 220 | HS
Heber City, Utah • Wasatch HS

HIGH SCHOOL: Two-year letterwinner in basketball at Wasatch High School in Heber City, Utah... Named all-region as a senior when he averaged close to 10 points and eight rebounds per game... Played AAU with UBC for two years.

PERSONAL: One of five children of Jeff and Jen Dorius... Father played basketball at Snow College... Mother was a swimmer at BYU... Majoring in business management.

CLOSER LOOK AT DORIUS

Hobbies/Special Interests

- Wake boarding

Favorite Movie

- The Other Guys

Favorite TV Show

- White Collar

Essential thing you pack on road trips

- Pillow and headphones

The place I would most like to visit

- Sydney, Australia



DARON HENSON

23 | WING

Freshman | 6-7 | 210 | HS
Pasadena, Calif. • Cathedral HS

HIGH SCHOOL: Played his senior season at Cathedral High School in Los Angeles, Calif., where he averaged 17.1 points, 6.4 rebounds and 1.0 steals per game... Scored in double figures in all but three games, including a season-high 37 points against Oak Park HS... Played two years at Alemany (Calif.) High School, averaging 13.2 points and 5.5 rebounds as a junior... Earned all-area second-team honors by the *Los Angeles Daily News* and was a two-time all-league honoree by the *Los Angeles Times*.

PERSONAL: One of five children of Michael and Carmella Perrow... Undecided on a major course of study.

CLOSER LOOK AT HENSON

Favorite Movie

- House Party

Favorite basketball player growing up

- Kevin Durant

Favorite Restaurant in Logan

- Texas Roadhouse

The thing I like most about Utah State

- The people



KOBY McEWEN

1 | GUARD

Freshman | 6-4 | 195 | HS
Toronto, Canada • Wasatch Academy (Utah)

HIGH SCHOOL: Listed among ESPN's Top 100 recruits and was listed as the 19th-best point guard in the nation, 10th-best player in the region and second-best player in the state... Averaged 18.7 points, 4.6 rebounds and 5.4 assists per game as a senior in leading Wasatch Academy in Mount Pleasant, Utah, to a 29-4 record... Wasatch Academy played in the first round of the Dick's National Tournament, falling to Oakhill Academy... Averaged 19.2 points, 5.3 rebounds, 2.9 assists and 1.4 steals per game as a junior, en route to be named all-state by the *Salt Lake Tribune*... Competed in the Adidas Nation event in Long Beach, Calif., the summer going into his senior year, averaging 21 points, five rebounds, three steals and 2.8 assists against some the nation's elite... Member of the Head Master's Honor Roll at Wasatch Academy.

PERSONAL: Parents are Keith McEwen and Kathy-Ann Cooper... Majoring in psychology.

CLOSER LOOK AT McEWEN

If I could play another sport it would be

- Soccer, because my dad played

Pre-game ritual/superstition

- Meditation

Essential thing you pack on road trips

- Bible

My craziest ambition

- To go to the NBA

Favorite basketball player growing up

- Kobe Bryant



SAM MERRILL

3 | GUARD

Freshman | 6-4 | 195 | HS
Bountiful, Utah • Bountiful HS

HIGH SCHOOL: Earned three varsity letters at Bountiful (Utah) High School, leading the Braves to a state title as a senior... Averaged 15.8 points, 7.4 assists, 4.6 rebounds and 2.3 steals per game as a senior, scoring 20 or more points six times and double digits in all but one contest... Named the Region 6 MVP as a junior... Averaged 18.3 points, 6.8 rebounds, 5.4 assists and 2.2 steals per game en route to being named first-team all-state by both the *Deseret News* and *Salt Lake Tribune* during his junior year... Scored a career-high 35 points in the semifinals of the state 4A tournament, losing to Sky View HS and current teammate Jalen Moore... Led the Braves to three straight region titles... Also lettered in football, baseball and golf at Bountiful HS, earning all-region honors on the gridiron as a junior.

PERSONAL: One of four children of John and Jenny Merrill... Older sister Molli played soccer at Utah State from 2008-11 and was an assistant coach with the team from 2012-15... Served an LDS Church Mission in Nicaragua from 2014-16... Undecided on a major course of study.

CLOSER LOOK AT MERRILL

Favorite TV show

- SportsCenter

If I Could Play Another Sport

- Football, I played in high school

Pre-game ritual/superstition

- Run

Favorite non-basketball athlete

- Dustin Pedroia

I wear #3 because

- It is what our director of operations picked

Favorite restaurant of all-time

- Training Table



ABEL PORTER 30 | GUARD

Freshman | 6-3 | 180 | HS
Farmington, Utah • Davis HS

HIGH SCHOOL: Three-year letterwinner at Davis High School in Kaysville, Utah, where he averaged 14.7 points, 5.5 rebounds and 4.7 assists per game as a senior... Recorded a season-high 34 points against Fremont HS as part of 17 double-digit scoring outings as a senior... Earned three all-state accolades, including two first-team all-state awards as a junior and senior... Named Region 1 MVP as a senior... Also lettered three years in football for the Darts, earning first-team all-region honors as a junior and senior.

PERSONAL: Youngest of four children of Abel and Martha Porter... Served a two-year LDS Church Mission in Samara, Russia from 2014-16... Graduated on the High Honor Roll at Davis HS... Sister, Sydne Porter-Garner played soccer at Utah State from 2006-09... Majoring in business administration.

CLOSER LOOK AT PORTER

Hobbies/Special Interests

- Playing piano

The place I would most like to visit

- Thailand

I wear #30 because

- As a sophomore in high school I didn't get to choose and was left with #30, so I just kept it.

Most people don't know

- I'm half Samoan



KLAY STALL 2 | FORWARD

Freshman | 6-9 | 235 | HS
Chandler, Ariz. • Basha HS

HIGH SCHOOL: Four-year letterwinner at Basha High School in Chandler, Ariz... Missed the majority of his senior year because of an injury... Averaged 11.8 points, 11.4 rebounds and 1.9 blocks per game as a junior... Scored in double figures in 21 of 29 games and pulled down double-digit rebounds 18 times... Named honorable-mention all-Arizona Division I by the *Arizona Republic* as a junior.

PERSONAL: One of two children of Keith and Trisha Stall... Majoring in kinesiology.

CLOSER LOOK AT STALL

Pre-game pump up song

- Imma Boss

Pre-game ritual/superstition

- Tie my shoes twice

If You Could Play Another Sport

- Football

Favorite basketball player growing up

- LeBron James





COACHES



TIM DURYEA

HEAD COACH

16-15, SECOND SEASON, 16TH OVERALL

North Texas, 1988

ABOUT COACH DURYEA

Personal:

- Hometown - Medicine Lodge, Kan.
- Wife - Angie
- Children - Tanner, Taylor, Kaylee

Educational Background

- HS - Denton (Texas) High School, 1983
- College - North Texas, 1988
(Business Administration)

Coaching Experience

- Asst. Coach - Colorado St. (1988-90)
- Asst. Coach - North Texas (1993-97)
- Asst. Coach - Hutchinson CC (1997-99)
- Head Coach - Hutchinson CC (2000-01)
- Asst. Coach - Utah State (2002-08)
- Assoc. Coach - Utah State (2009-15)
- Head Coach - Utah State (2016-)

Playing Experience

- Texas-Pan American (1984-85)
- North Texas (1986-88)

Head coach Tim Duryea (pronounced Dur-yea) will begin his second season at the helm of Utah State men's basketball in 2016-17 after compiling the third-best start in USU history, when he led the Aggies to 16 wins in his first season in 2015-16. Prior to being promoted to the head job, Duryea was an assistant coach for the Aggies for 14 seasons. Duryea had been the longest tenured assistant coach in program history before taking over in April of 2015 and becoming the 18th head coach for USU men's basketball.

During his inaugural season, Duryea mentored junior wing Jalen Moore and senior guard Chris Smith to third-team all-Mountain West honors and became the first coach in USU history to win a conference tournament game in their first season. In addition, Utah State led the Mountain West in 3-point field goal percentage, shooting a league-best 37.0 percent (257-of-695).

In his 15 seasons at Utah State, Duryea has been part of an Aggie program that has averaged 23.1 wins per season, advanced to the NCAA Tournament six times (2003, 2005, 2006, 2009, 2010, 2011), and won five conference championships in the Big West (2003) and Western Athletic Conferences (2008, 2009, 2010, 2011), while winning four conference tournament titles in the Big West (2003, 2005) and WAC (2009, 2011).

In seven seasons leading up to his appointment as head coach, Duryea was in charge of an Aggie offense that traditionally was one of the best in the nation. The trend continued as head coach, with Utah State leading the Mountain West in 3-point field goal percentage (.370) and finishing third in the league in overall field goal percentage (.451). In 2014-15, Utah State led the Mountain West and ranked No. 14 nationally in 3-point shooting (.394), while also ranking second in the conference and No. 17 in the nation in assist-to-turnover ratio (1.38), and second in the conference and No. 19 nationally in fewest turnovers per game (10.4). Individually, USU had the best field goal shooter in the Mountain West in redshirt freshman forward David Collette, who was No. 14 in the nation at 59.1 percent (163-of-276).

In 2013-14, Utah State ranked second in the nation in 3-point field goal percentage (.406), as well as No. 12 in assists per game (15.9) and No. 19 in assist-to-ratio (1.44). During the 2011-12 and 2012-13 seasons, USU ranked No. 24 nationally in field goal percentage at 47.5 and 46.9 percent, respectively, while ranking No. 28 nationally in field goal percentage (.470) during the 2010-11 campaign.

During the 2009-10 season, Utah State ranked third nationally in 3-point field goal percentage (.414), ninth in overall shooting (.488) and No. 10 in free throw shooting (.758), and was the only team in the nation to rank among the top-10 in all three shooting categories. During the 2008-09 season, USU finished the year as the nation's best shooting team (.496) and ranked No. 17 in 3-point field goal percentage (.394).

Duryea spent his first seven seasons at Utah State in charge of an Aggie defense that traditionally ranked among the top in the nation in points allowed, including No. 4 in 2002 (58.1), No. 8 in 2005 (57.8) and No. 9 in 2003 (60.0).

During his time as an assistant at Utah State, the Aggies recorded a dozen 20-win seasons, including setting the school record for wins with a 30-5 mark during the 2008-09 season and a 30-4 mark during the 2010-11 campaign. USU also had 18 players earn a total of 30 all-conference honors during the past 14 years, including three WAC Players of the Year in Jaycee Carroll (2008), Gary Wilkinson (2009) and Tai Wesley (2011). Furthermore, USU had three players earn All-American citations a total of four times with Duryea on staff in Carroll (2007, 2008), Wilkinson (2009) and Wesley (2011).

Along with his on-the-court responsibilities, Duryea also oversaw academic progress as an assistant at Utah State, which resulted in 22 Aggies earning academic all-conference honors a total of 40 times over the last 14 years, while nearly 90 percent of USU's players during that time graduated.

Prior to joining the Aggies, Duryea was the head coach at Hutchinson (Kan.) Community College from 2000-01. During his two years at the helm, his teams produced a 40-25 record and back-to-back trips to the Region Six Championships.

A 1988 graduate of North Texas, Duryea began his coaching career in 1988 at Colorado State before moving on to North Texas in 1993. Duryea then went to Hutchinson (Kan.) Community College as an assistant coach for two seasons before becoming the head coach there prior to the 1999-2000 season.

Duryea played basketball at Denton (Texas) High School and Texas Pan-American before transferring to North Texas. At UNT, Duryea was a co-captain in 1988 for one of only three teams in school history to advance to the NCAA Tournament.

Duryea and his wife Angie have 21-year-old twins, Tanner (son) and Taylor (daughter), and a 14-year-old daughter (Kaylee). Tanner is a junior at Utah State, while Taylor is a sophomore volleyball player at Dixie State (Utah).

WHAT THEY'RE SAYING ABOUT COACH DURYEA

Stew Morrill,

Former Utah State Head Men's Basketball Coach

"Tim is very deserving of this opportunity and I know how ready he is to be the head coach at Utah State. He will prove that this is a fantastic hire on the University's part. Tim can handle every aspect of the job. For me personally, this is a very happy day. Good things do happen to good people and everyone who knows Tim, knows that he's a special guy. Aggie Basketball is in very capable hands!"

Jalen Moore,

Utah State Senior Wing

"It's good for the team, knowing what we have coming in, and he's excited to be the coach. We are all ready to keep getting better and going up."

Dave Rice,

Nevada Asst. Coach and Former Utah State Asst. Coach

"Tim Duryea will do an excellent job as head coach at Utah State and has been an important part of the success of Coach (Stew) Morrill's teams. He has a great basketball mind and is a tireless worker. Coach Duryea has a stellar reputation in college basketball. He is an experienced recruiter and a team player. I am excited for my good friend to get this well deserved opportunity."

Randy Rahe,

Weber State Head Coach and Former Utah State Asst. Coach

"Absolutely a wonderful hire and I couldn't be happier for Tim and his family. No one, that I can think of, deserves this more than Tim. The work that he's done up there and the success that he's had as an assistant over 14 years is great. It is one of those things you like to see - guys that have paid their dues and then get an opportunity - and that is exactly what happened. He's going to do an absolutely wonderful job for Utah State."

Don Verlin,

Idaho Head Coach and Former Utah State Asst. Coach

"I am very happy for Tim and his family and he is the perfect fit for the job at Utah State. Tim has spent 14 years at Utah State and he knows what you need to be successful at Utah State as far as recruiting, academics and scheduling. Tim is very deserving of this opportunity."

ALL-CONFERENCE PERFORMERS UNDER DURYEA

2015-16

Chris Smith - Third-Team All-Mountain West

Jalen Moore - Third-Team All-Mountain West



CHRIS SMITH earned third-team all-Mountain West honors as a senior and finished his career as the third-best 3-point shooter in school history.

COACH DURYEA VS. THE NATION

Adams State	1-0
Air Force	2-0
Boise State	0-2
BYU	0-1
Colorado State	2-0
Duke	0-1
Fresno State	0-2
Idaho State	1-0
Missouri State	1-0
Nevada	0-2
New Mexico	1-1
North Dakota State	1-0
San Diego State	0-3
San José State	2-0
UC Irvine	0-1
Union (Tenn.)	1-0
UNLV	0-1
Utah Valley	1-0
UTRGV	1-0
Weber State	1-0
Wyoming	1-1

Overall	16-15
At Home	10-6
On the Road	5-8
Neutral Sites	1-1

COACH DURYEA VS. ALL CONFERENCES

Atlantic Coast	0-1
Big Sky	2-0
Big West	0-1
Gulf South	1-0
Missouri Valley	1-0
Mountain West	8-12
Rocky Mountain	1-0
The Summit League	1-0
West Coast	0-1
Western Athletic	2-0

YEAR-BY-YEAR UNDER COACH DURYEA

2015-16

Record: 16-15 | MW: 7-11, 1-8th | Home: 10-6 | Away: 5-8 | Neutral: 1-1

11/13	Weber State	A	W	73	70
11/17	Adams State	H	W	83	68
11/20	Union (Tenn.)	H	W	73	49
11/24	Utah Valley	H	W	81	55
11/29	Duke	A	L	52	85
12/1	Missouri State	A	W	69	68
12/9	BYU	A	L	68	80
12/12	UC Irvine	H	L	63	73
12/21	UTRGV	GSH	H	W	94
12/22	Idaho State	GSH	H	W	69
12/23	North Dakota State	GSH	H	W	76
12/30	San José State	MW	A	W	80
1/2	San Diego State	MW	H	L	67
1/5	Boise State	MW	H	L	61
1/9	New Mexico	MW	A	L	59
1/12	Air Force	MW	H	W	79
1/16	Colorado State	MW	A	W	96
1/19	UNLV	MW	H	L	68
1/23	San Diego State	MW	A	L	55
1/30	Nevada	MW	H	L	84
2/2	Boise State	MW	A	L	67
2/6	Wyoming	MW	A	L	65
2/9	New Mexico	MW	H	W	80
2/17	Colorado State	MW	H	W	72
2/20	Fresno State	MW	A	L	68
2/24	Nevada	MW	A	L	68
2/27	San José State	MW	H	W	88
3/1	Air Force	MW	A	W	78
3/5	Fresno State	MW	H	L	85
3/9	vs Wyoming	MWT	N1	W	88
3/10	vs San Diego State	MWT	N1	L	65
N1 - Las Vegas, Nev.					



QUICK FACTS

OUTLOOK

AGGIE BIOS

COACHES

OPONENTS

SEASON REVIEW

RECORDS

UNIVERSITY



TARVISH FELTON
ASSOCIATE HEAD COACH
NINTH YEAR
 Southern Utah, 1999

ABOUT COACH FELTON

Personal:

- Hometown - Perry, Ga.
- Wife - Jana
- Children - DeAubrey Ann Bowers, Deekan G.

Educational Background

- HS - Perry (Ga.) High School, 1994
- College - Southern Utah, 1999 (Physical Education)

Coaching Experience

- Asst. Coach - Southern Utah (2000)
- Asst. Coach - CS Los Angeles (2001-02)
- Head Coach - Texas A&M Int'l (2003-06)
- Asst. Coach - Southern Utah (2007)
- Asst. Coach - Sacramento St. (2008)
- Asst. Coach - Utah State (2008-16)
- Assoc. Coach - Utah State (2016-)

Playing Experience

- Northeast College (1996)
- Southern Utah (1997-99)

Tarvish Felton (pronounced Tarvis) is entering his ninth season on the Utah State staff and first as associate head coach in 2016-17. Felton joined the staff in June, 2008, and his primary emphasis is on offense, post-man development, recruiting, academics, opposing team scouts, game preparation, player development and scheduling.

Utah State improved dramatically on the boards in 2015-16, averaging more than four rebounds per game (35.7) than the previous year (31.5) and out rebounding opponents overall, 35.7 to 34.5.

Under Felton's tutelage in 2013-14, Utah State led the Mountain West and ranked 18th in the NCAA in rebound margin (+5.8). Individually, Jarred Shaw was 35th in defensive rebounds per game (6.33) and 73rd in overall rebounds per game (8.3), along with eighth in the Mountain West in rebounding (8.3). Shaw earned honorable mention all-Mountain West honors in 2013-14, and appeared on the Charlotte Hornets Summer League roster in 2014.

In 2012-13, USU led the Western Athletic Conference and ranked third in the NCAA in rebounding margin (+9.1), while also leading the conference in rebounding defense (28.4 rpg).

Prior to joining the Utah State staff, Felton spent the 2007-08 season as an assistant at Sacramento State. In all, Felton brought nine years of coaching experience with him to Utah State and had coached 11 players who earned all-conference honors.

Felton began his coaching career as an assistant at Southern Utah during the 1999-2000 season, before spending two years at Cal State Los Angeles. He then spent the 2002-03 academic year starting the Texas A&M-International program and served as its head coach for three seasons, followed by another one-year stint as an assistant at Southern Utah before moving on to Sacramento State.

A 1999 graduate of Southern Utah with a bachelor's degree in physical education, Felton was a two-time IHC Health Plans state player of the year as a junior and senior. At the conclusion of the 1999 season, he received all-Mid-Continent Conference honors and was named Southern Utah's Male Athlete of the Year, Men's Basketball Academic Athlete of the Year and team MVP. All-time, Felton ranks fourth in Southern Utah history in blocked shots (68), fifth in steals (139) and seventh in rebounding (505), leading SUU in rebounding in 1998 with 7.6 rebounds per game.

Felton, who is a native of Perry, Ga., played his freshman season at Northeast College in Norfolk, Neb.

Felton married USU Deputy Athletics Director Jana Doggett in May, 2011, and the couple has a 17-year old daughter, DeAubrey Ann Bowers, and a 2-year-old son, Deekan G. Felton.

COACH DURYEA ON COACH FELTON

"Tarvish aspires to be a Division-I head coach in the future. He has tremendous leadership skills and relates well to players, fans and administrators in a way that would allow him to be excellent in that role. He has shown the ability to handle administrative duties that it takes to run a Division-I program, in addition to the coaching responsibilities that assistant coaches must handle on a daily basis."





LOUIS WILSON
ASSISTANT COACH
SECOND YEAR
 William Jewell, 1992

ABOUT COACH WILSON

Personal:

- Hometown - Anchorage, Alaska
- Wife - Andrea
- Children - Jacques, Kaden Wampler, Keawe, Kalea

Educational Background

- HS - East Anchorage High School
- College - William Jewell, 1992 (Public Relations)

Coaching Experience

- Asst. Coach - Southern Utah (1992-98)
- Asst. Coach - Idaho State (1998-2006)
- Assoc. Head Coach - CS Northridge (2006-10)
- Head Coach - Adams State (2010-15)
- Asst. Coach - Utah State (2015-)

Playing Experience

- Trenton (Mo.) Junior College (1984-86)
- William Jewell (1986-88)

Louis Wilson will begin his second season as an assistant with Utah State after joining the staff in May, 2015. Wilson joined the Aggies by way of Adams State, where he had served as head coach since 2010. Wilson is responsible for coordinating defense, guards, recruiting, opposing team scouts and game preparation.

Wilson helped the guards to flourish in 2015-16 as seniors Chris Smith and Darius Perkins wrapped up their careers as two of the top 3-point shooters in Utah State history. Smith finished his career No. 3 (.451) all-time behind the 3-point line, while Perkins finished No. 9 (.414).

At Adams State, Wilson led the Grizzlies to a pair of 20-win seasons and finished his tenure as the winningest coach in school history by winning percentage (.674). Wilson's teams advanced to three NCAA D-II National Tournaments in five years and ranked as high as No. 11 in the nation. Wilson's squads were also fundamentally sound as they led the nation in steals (12.7 spg) and turnovers (21.5 tpg) in 2011-12 and finished among the top-20 in the nation in scoring every year as his teams scored 80.0, 80.6, 78.4, 89.4 and 87.4 points per game during his five years.

Under Wilson, Adams State posted victories over ranked opponents every year and also captured a road win at Utah in 2011. Adams State was also strong at home under Wilson, winning 80 percent of its games with a 56-15 mark in Alamosa, Colo. In all, Wilson finished his career at Adams State with an overall record of 95-46, coaching 13 all-conference athletes.

Prior to Adams State, Wilson was the associate head coach at CS Northridge, helping the Matadors to back-to-back Big West Conference Championships in 2008 and 2009. CSUN also captured a Big West Tournament Championship in 2009, earning a 15th seed to the NCAA Tournament.

Wilson began his coaching career as an assistant at Idaho State (1998-2006) and Southern Utah (1992-98), helping the Bengals to a Big Sky runner-up finish in 2004 and guiding the Thunderbirds to an American West Conference Championship in 1995.

Wilson played collegiately at William Jewell and was inducted in the WJC Hall of the Fame as a member of the 1987-88 team that finished with a 32-2 record.

Wilson is married to Andrea Wilson of Idaho Falls, and the couple has four children: Jacques Wilson, Kaden Wampler, Keawe Wilson and Kalea Wilson.

COACH DURYEA ON COACH WILSON

"Simply put, Louis is a winner. He is exceptional in all areas of our profession, and his ability to relate with recruits, their families, and his own players are outstanding. Louis is a national, as well as an international recruiter, and he also excels in the area of player development, which will be a huge emphasis with our program. Louis is a dedicated husband and father and loves the Cache Valley area."



QUICK FACTS

OUTLOOK

AGGIE BIOS

COACHES

OPONENTS

SEASON REVIEW

RECORDS

UNIVERSITY



SPENCER NELSON

ASSISTANT COACH

FIRST YEAR

Utah State, 2004

ABOUT COACH NELSON

Personal:

- Hometown - Pocatello, Idaho
- Wife - Julie
- Children - Hannah, Logan, Tommy, Violet

Educational Background

- HS - Pocatello High School, 1998
- College - Utah State, 2004 (Accounting/Finance)
- Utah State, 2012 (M.B.A.)

Coaching Experience

- Asst. Coach - Utah State (2016-)

Playing Experience

- Utah State (2000, 2002-06)
- Benetton Treviso (Italy) (2006-07)
- UPIM Fortitudo Bologna (Italy) (2007-08)
- Aris B.C. (Greece) (2008-09)
- Peristeri (Greece) (2009-10)
- Gran Canaria (Spain) (2010-13)
- Montepaschi Siena (Italy) (2013-14)
- Umana Reyer Venezia (Italy) (2014-15)

Utah State Hall of Famer and alum Spencer Nelson will begin his first season as an assistant coach after being named to the staff by head coach Tim Duryea in August of 2016. Nelson will be responsible for opponent scouting, post-man development, recruiting and an emphasis on rebounding.

Nelson, a fan favorite in Logan, was named a Mid-Major All-American and the Mid-Major Player of the Year as a senior in 2005, as he was the only player in the nation to average at least 15.0 points, 7.0 rebounds and 4.0 assists per game. Over the course of his career, Nelson peppered his name in the Utah State record book, finishing among the top 20 in 10 career statistics. Additionally, Nelson owns three of the top 10 single-season field goal percentage records, shooting 65.3 percent as a senior in 2005 to rank fourth all-time, and 60.0 percent as both a sophomore and junior to rank tied for ninth all-time in the USU history books.

During his final three years at Utah State, Nelson helped the Aggies to a 73-21 (.777) mark, including a 42-12 (.778) ledger in the Big West as USU shared the regular season championship in 2004 and won Big West tournament titles and advanced to the NCAA Tournament in 2003 and 2005. Nelson was also a three-time academic all-Big West honoree and one of the 16 Aggie greats named to the USU All-Century basketball team in 2005.


Nelson went on and played professional basketball overseas for 10 years, competing in Germany, Italy, Greece and Spain. He retired in 2015 and has spent the last year working in private equity with the Cicero Group in Salt Lake City. Nelson was inducted into the Utah State Hall of Fame in 2015.

Nelson earned an undergraduate degree, dual majoring in accounting and finance, and an M.B.A. from Utah State. He and his wife, Julie, have four children - Hannah, Logan, Tommy and Violet.

Nelson is the fourth former player and the first in more than 20 years to appear on a Utah State men's basketball coaching staff, joining Reid Newey (1992-93), Jim Boatwright (1989-91) and fellow USU Hall of Famer Jimmy Moore (1988-93).

COACH DURYEA ON COACH NELSON

"First and foremost, Spencer is an Aggie, and not only that, but an Aggie great. He was a phenomenal player and the best leader as a player that I have been around in my 15 years at Utah State. He has a passion, not only for basketball, but for this institution. He came here, got his degree, got a graduate degree, did an internship on Wall Street and had a 10-year pro career overseas. I don't think there is anyone more qualified to sell what Utah State University can do for a student-athlete than Spencer Nelson."





KYLE TAYLOR

DIRECTOR OF PLAYER DEVELOPMENT

FIRST YEAR

UCLA, 2005

Kyle Taylor will begin his first season with the Aggies as the director of player development/video coordinator, assuming his responsibilities in July, 2016.

Taylor comes to Utah State after serving as the head men's basketball coach at Covenant College from 2009-16, a Division III school in Lookout Mountain, Ga. Taylor led the Scots to one of their most successful season in school history in 2015-16, finishing the year 18-10, capturing the USA South Tournament championship and advancing to the school's first ever NCAA Tournament appearance. In addition to his head coaching duties, Taylor also served as the Director of Athletics at Covenant from 2013-16, ushering the Scots into full NCAA Division III membership.

Prior to his tenure at Covenant, Taylor was an assistant coach at Minnesota State Moorhead, William Jewell and CS Northridge, before beginning his coaching career as the video coordinator at Pepperdine during the 2005-06 season.

Taylor is a native of Salinas, Calif., and graduated from UCLA in 2005 with a double major in business/economics and political science and later earned a master's degree in health and physical education from Northwest Missouri State in 2008.

Taylor and his wife, Shannon, have three children (Kade, Quinn and Phillip) and reside in North Logan.

COACH DURYEA ON COACH TAYLOR

"Kyle brings a broad wealth of knowledge to our program. Having previously been a head coach and athletic director at a Division III school, Kyle has a great feel for the inner workings of an entire basketball program, and I am very fortunate to have someone with his experience, expertise and knowledge in the position he holds with us."

CLOSER LOOK AT COACH TAYLOR

Personal:

- Hometown - Salinas, Calif.

Educational Background

- High School - Salinas High School, 2001
- College - UCLA, Business/Political Science, 2005

Coaching Experience

- | | | |
|-----------|--------------------------------|------------------|
| • 2005-06 | Video Coordinator | Pepperdine |
| • 2006-07 | Dir. of Operations/Asst. Coach | CS Northridge |
| • 2007-08 | Asst. Coach/Recruiting Coord. | William Jewell |
| • 2008-09 | Asst. Coach/Recruiting Coord. | MSU-Moorhead |
| • 2009-16 | Head Coach | Covenant College |
| • 2016- | Director of Player Development | Utah State |



JESSE PARKER

DIRECTOR OF BASKETBALL OPERATIONS

FOURTH YEAR

Utah State, 2012

Jesse Parker is entering his fourth year as the director of basketball operations at Utah State.

Parker is responsible for scheduling all team meetings, meals and travel, helping coordinate practices, disseminate information and act as the liaison between the coaching staff and support staff, coordinating recruiting visits, managing program's equipment, supervising and coordinating student managers, and assisting with day-to-day activities of the coaching staff. Parker also coordinates the annual summer Aggie Basketball Camps.

A native of Kamas, Utah, Parker was the Aggies' team manager from 2009-13, handling practice set up, equipment and uniforms, as well as various other practice and game day responsibilities.

During Parker's time with USU, the Aggies have won two Western Athletic Conference titles (2010, 2011) and made two trips to the NCAA Tournament (2010, 2011).

Parker earned his bachelor's degree in physical education teaching from Utah State in 2012 and earned his master's degree in education from USU in the spring of 2014.

COACH DURYEA ON COACH PARKER

"Jesse is a true Aggie. As an alumni, Jesse is very proud to represent Utah State and does a great job for our program on the operations side. This position requires a great deal of organization and detail and is vitally important to a successful, well-run program. We are very fortunate to have someone that appreciates Utah State as much as Jesse does."

CLOSER LOOK AT COACH PARKER

Personal:

- Hometown - Kamas, Utah

Educational Background

- High School - South Summit (Utah) High School, 2006
- College - Utah State, Physical Education Teaching, 2012
Utah State, M.Ed. Physical and Sport Education, 2014

Coaching Experience

- | | | |
|-----------|-----------------------------------|------------|
| • 2009-13 | Team Manager | Utah State |
| • 2013- | Director of Basketball Operations | Utah State |





BRANDON WELLS
ATHLETIC TRAINER
FIRST YEAR
 Wisconsin-Stevens Point, 2007

Brandon Wells will begin his first season as an athletic trainer for the men's basketball team, joining the sports medicine staff at Utah State in August, 2016.

Wells comes to the Aggies by way of Wisconsin-Milwaukee, where he served as the athletic trainer for men's basketball and coordinated athletic medical insurance since 2012. Prior to his time with the Panthers, Wells worked for three years with the football and men's basketball teams at Augustana College in South Dakota.

Wells was a graduate assistant at Minnesota State-Mankato from 2007-09, earning a master's degree in exercise physiology, and earned an undergraduate degree in athletic training from Wisconsin-Stevens Point in 2007.

Wells and his wife, Shila, have two children - Zaiden and Shealynn - and plan to reside in Cache Valley.



ALAN BISHOP
DIRECTOR OF OLYMPIC SPORT STRENGTH & CONDITIONING
FOURTH YEAR
 Utah State, 2009

Alan Bishop is in his fourth year on the strength and conditioning staff and in his first year as the Director of Olympic Sport Strength and Conditioning Coach.

Bishop, a Utah State alum, returned to Logan after working as the head basketball strength and conditioning coach at Texas-Arlington during the 2012-13 seasons. Prior to working at UTA, Bishop worked at Southern Utah as an assistant strength and conditioning coach from 2010-12. Bishop holds certifications through the NSCA, CSCCA and USAW and is also a certified BioPrint Practitioner and a certified Kinetic Chain Enhancement Specialist.

Bishop graduated from Utah State in 2009 with a degree in exercise science and earned master's degree in sports conditioning and performance from Southern Utah in 2013.

Bishop and his wife, Jessica, have two children - Jayda and A.J. - and reside in North Logan.



CHANDLER MEDLIN
 Student Manager



TANNER AUSTIN
 Student Manager




SKYLER MCCORMICK
 Student Manager



NATE JARVIS
 Student Manager





OPPONENTS

SOUTHERN VIRGINIA

Nov. 4 • Logan, Utah
Dee Glen Smith Spectrum

QUICK FACTS

- Location – Buena Vista, Va.
- Founded – 1867
- Enrollment – 811
- Colors – Green, white and black
- Nickname – Knights
- Conference – Capital Athletic
- Arena – Knight Sports Arena (525)
- President – Reed Wilcox
- Athletics Director – Jason Lamb



COACHING STAFF

- Head Coach – Tony Caputo
- School Record – 29-42
- Career Record – 29-42
- Record vs USU – 0-0
- Assistants – N/A

TEAM/PLAYER INFO

- Series vs USU – First meeting
- 2015-16 Record – 9-17
- Capital Athletic Record/Finish – 8-10/5th
- Postseason – N/A
- Lettermen Returning/Lost – N/A
- Starters Returning/Lost – 2/4

MEDIA RELATIONS

- SID – Nick Porter
- Office Phone – (540) 261-8439
- Cell Phone – (801) 710-7359
- Email – nicholas.porter@svu.edu
- Website – <http://athletics.svu.edu>
- Twitter – @svuknights

BRISTOL

Nov. 16 • Logan, Utah
Dee Glen Smith Spectrum

QUICK FACTS

- Location – Anaheim, Calif.
- Founded – 2011
- (Formerly Kensington College)
- Enrollment – 204
- Colors – Cardinal and Gold
- Nickname – Bears
- Conference – Pacific Coast Athletic
- Arena – The Next Level
- President – Fathiah Inserto
- Athletics Director – Paul Cook



COACHING STAFF

- Head Coach – John Janssen
- School Record – 0-0
- Career Record – 0-0
- Record vs USU – 0-0
- Assistants – Peter Boutros

TEAM/PLAYER INFO

- Series vs USU – First meeting
- 2015-16 Record – 4-16
- PCAC Record/Finish – 3-3
- Postseason – N/A
- Lettermen Returning/Lost – 0/12
- Starters Returning/Lost – 0/5

MEDIA RELATIONS

- SID – Paul Cook
- Cell Phone – (714) 904-6676
- Email – pcook@bristoluniversity.edu
- Website – gobristolbears.com
- Twitter – Bristol_Sports1

UC IRVINE

Nov. 11 • Irvine, Calif.
Bren Events Center

QUICK FACTS

- Location – Irvine, Calif.
- Founded – 1965
- Enrollment – 32,000
- Colors – Blue and Gold
- Nickname – Anteaters
- Conference – Big West
- Arena – Bren Events Center (5,000)
- Chancellor – Howard Gillman
- Athletics Director – Michael Izzi



COACHING STAFF

- Head Coach – Russell Turner
- School Record – 118-90
- Career Record – 118-90
- Record vs USU – 1-0
- Assistants – Blaine Taylor, Ryan Badrtalei, Michael Wilder

TEAM/PLAYER INFO

- Series vs USU – USU leads 31-28
- 2015-16 Record – 28-10
- Big West Record/Finish – 13-3/T1st
- Postseason – CIT (runner-up)
- Lettermen Returning/Lost – 6/6
- Starters Returning/Lost – 1/4

MEDIA RELATIONS

- SID – Bob Olson
- Office Phone – (949) 824-5814
- Cell Phone – (949) 285-8814
- Email – rkolson@uci.edu
- Website – <http://www.ucirvinesports.com>
- Twitter – @UCImbb

IDAHO STATE

Nov. 19 • Logan, Utah
Dee Glen Smith Spectrum

QUICK FACTS

- Location – Pocatello, Idaho
- Founded – 1901
- Enrollment – 13,569
- Colors – Orange and Black
- Nickname – Bengals
- Conference – Big Sky
- Arena – Holt Arena
- President – Dr. Arthur C. Vailas
- Athletics Director – Jeff Tingey



COACHING STAFF

- Head Coach – Bill Evans
- School Record – 40-80
- Career Record – 249-302
- Record vs USU – 0-4
- Assistants – Andy Ward, Jay Collins, Tim Walsh

TEAM/PLAYER INFO

- Series vs USU – USU leads 37-13
- 2015-16 Record – 16-15
- Big Sky Record/Finish – 11-7/4th
- Postseason – N/A
- Lettermen Returning/Lost – 8/5
- Starters Returning/Lost – 4/1

MEDIA RELATIONS

- SID – Steve Schaak
- Office Phone – (208) 282-2621
- Cell Phone – (208) 406-3570
- Email – schaste4@isu.edu
- Website – www.ISUBengals.com
- Twitter – @IdahoStateBBall

NJIT

Nov. 14 • Logan, Utah
Dee Glen Smith Spectrum

QUICK FACTS

- Location – Newark, N.J.
- Founded – 1881
- Enrollment – 10,646
- Colors – Red & White, with Blue accent
- Nickname – Highlanders
- Conference – Atlantic Sun
- Arena – Estelle and Zoom Fleisher Athletic Center (1,500)
- President – Joel S. Bloom
- Athletics Director – Lenny Kaplan



COACHING STAFF

- Head Coach – Brian Kennedy
- School Record – 0-0
- Career Record – 0-0
- Record vs USU – 0-0
- Assistants – Jeff Rafferty, Kevin Driscoll, Kim Waiters

TEAM/PLAYER INFO

- Series vs USU – First meeting
- 2015-16 Record – 20-15
- Atlantic Sun Record/Finish – 8-6/2nd
- Postseason – CIT (semifinals)
- Lettermen Returning/Lost – 10/3
- Starters Returning/Lost – 4/1

MEDIA RELATIONS

- SID – Matt Provence
- Office Phone – (610) 504-1037
- Cell Phone – (610) 504-1037
- Email – provence@njit.edu
- Website – <http://njithighlanders.com>
- Twitter – @NJITHoops

PURDUE

Nov. 22 • Cancun, Mexico
Hard Rock Riviera

QUICK FACTS

- Location – West Lafayette, Inc
- Founded – 1869
- Enrollment – 40,451
- Colors – Gold and Black
- Nickname – Boilermakers
- Conference – Big 10
- Arena – Mackey Arena
- President – Mitchell E. Daniels, Jr.
- Athletics Director – Mike Bobinski



COACHING STAFF

- Head Coach – Matt Painter
- School Record – 238-134
- Career Record – 263-139
- Record vs USU – 0-0
- Assistants – Jack Owens, Greg Gary, Brandon Brantley

TEAM/PLAYER INFO

- Series vs USU – First meeting
- 2015-16 Record – 26-9
- Big 10 Record/Finish – 12-6/t-3rd
- Postseason – NCAA Tournament (second round)
- Lettermen Returning/Lost – 8/4
- Starters Returning/Lost – 3/2

MEDIA RELATIONS

- SID – Chris Forman
- Office Phone – (765) 494-3201
- Cell Phone – (413) 494-3201
- Email – cforman@purdue.edu
- Website – www.purduesports.com
- Twitter – @BoilerBall

TEXAS TECH

Nov. 23 • Cancun, Mexico
Hard Rock Riviera



QUICK FACTS

- Location – Lubbock, Texas
- Founded – 1923
- Enrollment – 35,893
- Colors – Scarlet and Black
- Nickname – Red Raiders
- Conference – Big 12 Conference
- Arena – United Supermarkets Arena (15,098)
- President – Dr. Lawrence Shovanec
- Athletics Director – Kirby Hocutt

Coaching Staff

- Head Coach – Chris Beard
- School Record – 0-0
- Career Record – 171-50
- Record vs USU – 0-0
- Assistants – Mark Adams, Chris Ogden, Al Pinkins

Team/Player Info

- Series vs USU – Utah State leads 2-1
- 2015-16 Record – 19-13
- Big 12 Record/Finish – 9-9/7th
- Postseason – NCAA Tournament (first round)
- Lettermen Returning/Lost – 8/8
- Starters Returning/Lost – 3/2

Media Relations

- SID – Matt Dunaway
- Office Phone – (806) 834-7980
- Cell Phone – (727) 215-3857
- Email – matthew.dunaway@ttu.edu
- Website – <http://www.texastech.com>
- Twitter – @TexasTechMBB

INDIANA STATE

Dec. 3 • Logan, Utah
Dee Glen Smith Spectrum



QUICK FACTS

- Location – Terre Haute, Ind.
- Founded – 1865
- Enrollment – 13,584
- Colors – Blue and White
- Nickname – Sycamores
- Conference – Missouri Valley
- Arena – Hulman Center (10,200)
- President – Daniel J. Bradley
- Athletics Director – Sherard Clinkscales

COACHING STAFF

- Head Coach – Greg Lansing
- School Record – 109-88
- Career Record – 109-88
- Record vs USU – 0-0
- Assistants – Lou Gudino, Marcus Belcher, Terry Parker

TEAM/PLAYER INFO

- Series vs USU – Utah State leads 1-0
- 2015-16 Record – 15-17
- Missouri Valley Record/Finish – 8-10/6th
- Postseason – N/A
- Lettermen Returning/Lost – 7/4
- Starters Returning/Lost – 3/2

MEDIA RELATIONS

- SID – Ace Hunt
- Office Phone – (812) 237-4073
- Cell Phone – (812) 243-5568
- Email – ace.hunt@indstate.edu
- Website – <http://www.gosycamores.com>
- Twitter – @IndStMBB

AUBURN

Nov. 23 • Cancun, Mexico
Hard Rock Riviera



QUICK FACTS

- Location – Auburn, Ala.
- Founded – 1856
- Enrollment – 27,287
- Colors – Burnt orange & navy blue
- Nickname – Tigers
- Conference – Southeastern Conference
- Arena – Auburn Arena (9,121)
- President – Jay Gogue
- Athletics Director – Jay Jacobs

Coaching Staff

- Head Coach – Bruce Pearl
- School Record – 26-40
- Career Record – 488-185
- Record vs USU – 0-0
- Associate Head Coach – Chuck Person
- Assistants – Harris Adler, Chad Dollar

Team/Player Info

- Series vs USU – First meeting
- 2015-16 Record – 11-20
- SEC Record/Finish – 5-13/13th
- Postseason – N/A
- Lettermen Returning/Lost – 8/8
- Starters Returning/Lost – 4/4

Media Relations

- SID – Chuck Gallina
- Office Phone – (334) 844-4631
- Cell Phone – (334) 750-1386
- Email – chuckg@auburn.edu
- Website – <http://www.auburntigers.com>
- Twitter – @AuburnMBB

GREAT FALLS

Dec. 6 • Logan, Utah
Dee Glen Smith Spectrum



QUICK FACTS

- Location – Great Falls, Mont.
- Founded – 1932
- Enrollment – 1,074
- Colors – Sky Blue and Gold
- Nickname – Argos
- Conference – Frontier
- Arena – McLaughlin Center Gymnasium (1,200)
- President – Tony Aretz
- Athletics Director – Dave Gantt

COACHING STAFF

- Head Coach – Anthony Owens
- School Record – 30-28
- Career Record – 30-28
- Record vs USU – 0-0
- Assistants – Kevin Smith

TEAM/PLAYER INFO

- Series vs USU – First meeting
- 2015-16 Record – 13-16
- Frontier Record/Finish – 5-13/6th
- Postseason – N/A
- Lettermen Returning/Lost – 9/6
- Starters Returning/Lost – 3/2

MEDIA RELATIONS

- SID – Josh Wetmore
- Office Phone – (406) 791-5208
- Cell Phone – (412) 651-2367
- Email – joshua.wetmore@ugf.edu
- Website – <http://ugfargos.com>
- Twitter – @UGFArgonauts

BYU

Nov. 30 • Salt Lake City, Utah
Vivint Smart Homes Arena



QUICK FACTS

- Location – Provo, Utah
- Founded – 1875
- Enrollment – 32,615
- Colors – Blue and White
- Nickname – Cougars
- Conference – West Coast
- Arena – Marriot Center
- President – Kevin J. Worthen
- Athletics Director – Tom Holmoe

COACHING STAFF

- Head Coach – Dave Rose
- School Record – 283-99
- Career Record – 283-99
- Record vs USU – 7-3
- Associate Head Coach – Tim LaComb
- Assistants – Terry Nashik, Quincy Lewis

TEAM/PLAYER INFO

- Series vs USU – BYU leads 140-92
- 2015-16 Record – 26-11
- West Coast Record/Finish – 13-5/3rd
- Postseason – NIT (semifinals)
- Lettermen Returning/Lost – 7/7
- Starters Returning/Lost – 4/2

MEDIA RELATIONS

- SID – Kyle Chilton
- Office Phone – (801) 422-4909
- Cell Phone – (801) 372-2080
- Email – kyle_chilton@byu.edu
- Website – www.BYUcougars.com
- Twitter – @BYUbasketball

UTAH VALLEY

Dec. 10 • Orem, Utah
UCCU Center



QUICK FACTS

- Location – Orem, Utah
- Founded – 1941
- Enrollment – 33,211
- Colors – Green and White
- Nickname – Wolverines
- Conference – Western Athletic
- Arena – UCCU Center (8,500)
- President – Matthew Holland
- Athletics Director – Vince Otoupal

COACHING STAFF

- Head Coach – Mark Pope
- School Record – 12-18
- Career Record – 12-18
- Record vs USU – 0-1
- Assistants – Cody Fueger, Chris Burgess, Eric Daniels

TEAM/PLAYER INFO

- Series vs USU – Utah State leads 11-0
- 2015-16 Record – 12-18
- WAC Record/Finish – 6-8/5th
- Postseason – N/A
- Lettermen Returning/Lost – 5/9
- Starters Returning/Lost – 2/3

MEDIA RELATIONS

- SID – Jason Erickson
- Office Phone – (801) 863-5451
- Cell Phone – (303) 946-6774
- Email – Jason.Erickson@uvu.edu
- Website – <http://wolverinegreen.com>
- Twitter – @UVUbasketball

NEW ORLEANS

Dec. 19 • Logan, Utah
Dee Glen Smith Spectrum



QUICK FACTS

- Location – New Orleans, La.
- Founded – 1956
- Enrollment – 6,601
- Colors – Blue and Silver
- Nickname – Privateers
- Conference – Southland
- Arena – Lake Front Arena (8,785)
- President – John Nicklow
- Athletics Director – Derek Morel

COACHING STAFF

- Head Coach – Mark Slessinger
- School Record – 57-86
- Career Record – 57-86
- Record vs USU – 0-0
- Assistants – Jody Bailey, Kris Arkenberg, Bil Duany

TEAM/PLAYER INFO

- Series vs USU – Series is tied 1-1
- 2015-16 Record – 10-20
- Southland Record/Finish – 6-12/9th
- Postseason – N/A
- Lettermen Returning/Lost – 10/3
- Starters Returning/Lost – 5/0

MEDIA RELATIONS

- SID – Richie Weaver
- Office Phone – (504) 280-6284
- Cell Phone – (504) 352-5802
- Email – rweaver2@uno.edu
- Website – <http://www.unoprivateers.com>
- Twitter – @Privateers_MBB

AIR FORCE

Dec. 31 • Colorado Springs, Colo.
Feb. 25 • Logan, Utah



QUICK FACTS

- Location – USAFA, Colo.
- Founded – 1954
- Enrollment – 4,000
- Colors – Blue and Silver
- Nickname – Falcons
- Conference – Mountain West
- Arena – Clune Arena (5,838)
- Superintendent – Lt. Gen. Michelle Johnson
- Athletics Director – Jim Knowlton

Coaching Staff

- Head Coach – Dave Pilipovich
- School Record – 60-73
- Career Record – 60-73
- Record vs USU – 1-4
- Assistants – Kurt Kanaskie, Andy Moore, Nate Zandt

Team/Player Info

- Series vs USU – Utah State leads 14-3
- 2015-16 Record – 14-18
- Mountain West Record/Finish – 5-13/10th
- Postseason – N/A
- Lettermen Returning/Lost – 5/0
- Starters Returning/Lost – 15/2

Media Relations

- SID – Troy Garnhart
- Office Phone – (719) 333-9263
- Cell Phone – (719) 359-7432
- Email – Troy.Garnhart@usafa.edu
- Website – <http://www.goairforcefalcons.com>
- Twitter – @AF_MBB

WEBER STATE

Dec. 21 • Logan, Utah
Dee Glen Smith Spectrum



QUICK FACTS

- Location – Ogden, Utah
- Founded – 1889
- Enrollment – 26,000
- Colors – Purple and White
- Nickname – Wildcats
- Conference – Big Sky
- Arena – Dee Events Center (12,000)
- President – Charles A. Wight
- Athletics Director – Jerry Bovee

Coaching Staff

- Head Coach – Randy Rahe
- School Record – 208-113
- Career Record – 208-113
- Record vs USU – 2-10
- Assistants – Eric Duff, Garrett Lever, David Marek

Team/Player Info

- Series vs USU – Utah State leads 42-26
- 2015-16 Record – 26-9
- Big Sky Record/Finish – 15-3/1st
- Postseason – NCAA Tournament (first round)
- Lettermen Returning/Lost – 9/2
- Starters Returning/Lost – 4/1

Media Relations

- SID – Paul Grua
- Office Phone – (801) 626-7414
- Cell Phone – (801) 452-3811
- Email – pgrua@weber.edu
- Website – <http://www.weberstatesports.com>
- Twitter – @WeberStateMBB

NEW MEXICO

Jan. 4 • Logan, Utah
Jan. 24 • Albuquerque, N.M.



QUICK FACTS

- Location – Albuquerque, N.M.
- Founded – 1889
- Enrollment – 34,656
- Colors – Cherry and Silver
- Nickname – Lobos
- Conference – Mountain West
- Arena – WisePies Arena – The Pit (15,411)
- President – Robert G. Frank
- VP for Athletics – Paul Krebs

Coaching Staff

- Head Coach – Craig Neal
- School Record – 59-38
- Career Record – 59-38
- Record vs USU – 4-2
- Assistants – Chris Hariman, Alan Huss, Terrence Rencher

Team/Player Info

- Series vs USU – Utah State leads 21-8
- 2015-16 Record – 17-15
- Mountain West Record/Finish – 10-8/4th
- Postseason – N/A
- Lettermen Returning/Lost – 9/2
- Starters Returning/Lost – 4/1

Media Relations

- SID – Chelsey Chamberlain
- Office Phone – (505) 925-5520
- Cell Phone – (541) 761-0358
- Email – chamberlainc@unm.edu
- Website – <http://www.golobos.com>
- Twitter – @UNMHoops

BOISE STATE

Dec. 28 • Logan, Utah
Feb. 4 • Boise, Idaho



QUICK FACTS

- Location – Boise, Idaho
- Founded – 1932
- Enrollment – 22,113
- Colors – Blue and Orange
- Nickname – Broncos
- Conference – Mountain West
- Arena – Taco Bell Arena (12,380)
- President – Don Soltman
- Athletics Director – Curt Apsey

Coaching Staff

- Head Coach – Leon Rice
- School Record – 102-62
- Career Record – 102-62
- Record vs USU – 4-5
- Assistants – John Rillie, Phil Beckner, Mike Burns

Team/Player Info

- Series vs USU – Boise State leads 30-12
- 2015-16 Record – 20-12
- Mountain West Record/Finish – 11-7/3rd
- Postseason – N/A
- Lettermen Returning/Lost – 5/5
- Starters Returning/Lost – 1/4

Media Relations

- SID – Mike Walsh
- Office Phone – (208) 426-1106
- Cell Phone – (208) 921-7396
- Email – michaelwalsh1@boisestate.edu
- Website – <http://www.broncosports.com>
- Twitter – @BroncoSportsMBB

UNLV

Jan. 7 • Logan, Utah
Mar. 1 • Las Vegas, Nev.



QUICK FACTS

- Location – Las Vegas, Nev.
- Founded – 1957
- Enrollment – 29,000
- Colors – Scarlet and Gray
- Nickname – Runnin' Rebels
- Conference – Mountain West
- Arena – Thomas & Mack Center (18,000)
- President – Len Jessup
- Athletics Director – Tina Kunzer-Murphy

Coaching Staff

- Head Coach – Marvin Menzies
- School Record – 0-0
- Career Record – 198-111
- Record vs USU – 6-8
- Assistants – Andre LaFleur, Rob Jeter, Eric Brown

Team/Player Info

- Series vs USU – UNLV leads 31-4
- 2015-16 Record – 18-15
- Mountain West Record/Finish – 8-10/6th
- Postseason – N/A
- Lettermen Returning/Lost – 3/11
- Starters Returning/Lost – 1/4

Media Relations

- SID – Andy Grossman
- Office Phone – (702) 895-3995
- Cell Phone – (702) 630-3949
- Email – andy.grossman@unlv.edu
- Website – <http://www.unlvrebels.com>
- Twitter – @TheRunninRebels

WYOMING

Jan. 11 • Laramie, Wyo.
Feb. 11 • Logan, Utah



QUICK FACTS

- Location – Laramie, Wyo.
- Founded – 1886
- Enrollment – 12,627
- Colors – Brown and Gold
- Nickname – Cowboys
- Conference – Mountain West
- Arena – Arena-Auditorium (11,612)
- President – Laurie Nichols
- Athletics Director – Tom Burman

Coaching Staff

- Head Coach – Allen Edwards
- School Record – 0-0
- Career Record – 0-0
- Record vs USU – 0-0
- Assistants – Jeremy Shyatt, Tony Pujol, Jermaine Kimbrough

Team/Player Info

- Series vs USU – Wyoming leads 48-26
- 2015-16 Record – 14-18
- Mountain West Record/Finish – 7-11/9th
- Postseason – N/A
- Lettermen Returning/Lost – 9/1
- Starters Returning/Lost – 4/1

Media Relations

- SID – Nick Seeman
- Office Phone – (307) 766-5516
- Cell Phone – (612) 741-0550
- Email – nseeman@uwyo.edu
- Website – <http://www.gowyo.com>
- Twitter – @wyo_mbb

FRESNO STATE

Jan. 28 • Logan, Utah
Dee Glen Smith Spectrum



QUICK FACTS

- Location – Fresno, Calif.
- Founded – 1911
- Enrollment – 24,136
- Colors – Red and Blue
- Nickname – Bulldogs
- Conference – Mountain West
- Arena – Save Mart Center (15,596)
- President – Joseph I. Castro
- Athletics Director – Jim Bartko

Coaching Staff

- Head Coach – Rodney Terry
- School Record – 85-84
- Career Record – 85-84
- Record vs USU – 5-2
- Assistants – Jerry Wainwright, Byron Jones, Kenton Paulino

Team/Player Info

- Series vs USU – Utah State leads 32-24
- 2015-16 Record – 25-10
- Mountain West Record/Finish – 13-5/2nd
- Postseason – NCAA Tournament (first round)
- Lettermen Returning/Lost – 6/5
- Starters Returning/Lost – 3/2

Media Relations

- SID – Stephen Trembley
- Office Phone – (559) 278-6178
- Cell Phone – (559) 270-4291
- Email – strembley@csufresno.edu
- Website – <http://www.gobulldogs.com>
- Twitter – @FresnoStateMBB

SAN DIEGO STATE

Jan. 14 • San Diego, Calif.
Feb. 15 • Logan, Utah



QUICK FACTS

- Location – San Diego, Calif.
- Founded – 1897
- Enrollment – 33,726
- Colors – Scarlet and Black
- Nickname – Aztecs
- Conference – Mountain West
- Arena – Viejas Arena (12,414)
- President – Elliot Hirshman
- Interim Athletics Director – Jenny Bramer

Coaching Staff

- Head Coach – Steve Fisher
- School Record – 367-195
- Career Record – 551-277
- Record vs USU – 7-0
- Assistants – Brian Dutcher, Justin Hutson, David Velasquez

Team/Player Info

- Series vs USU – San Diego State leads 7-3
- 2015-16 Record – 28-10
- Mountain West Record/Finish – 16-2/1st
- Postseason – NIT (semifinals)
- Lettermen Returning/Lost – 8/3
- Starters Returning/Lost – 3/2

Media Relations

- SID – Mike May
- Office Phone – (619) 594-5547
- Cell Phone – (619) 957-8372
- Email – mmay@mail.sdsu.edu
- Website – <http://www.goaztecs.com>
- Twitter – @GoAztecs

NEVADA

Feb. 1 • Logan, Utah
Feb. 18 • Reno, Nev.



QUICK FACTS

- Location – Reno, Nev.
- Founded – 1874
- Enrollment – 21,000
- Colors – Navy Blue and Silver
- Nickname – Wolf Pack
- Conference – Mountain West
- Arena – Lawlor Events Center
- President – Marc Johnson
- Athletics Director – Doug Knuth

Coaching Staff

- Head Coach – Eric Musselman
- School Record – 24-14
- Career Record – 24-14
- Record vs USU – 2-0
- Assistants – Dave Rice, Yanni Hufnagel, Ronald Dupree

Team/Player Info

- Series vs USU – Utah State leads 35-17
- 2015-16 Record – 24-14
- Mountain West Record/Finish – 10-8/1-4th
- Postseason – CBI Champions
- Lettermen Returning/Lost – 4/4
- Starters Returning/Lost – 4/2

Media Relations

- SID – Jack Kuestermeyer
- Office Phone – (775) 682-6984
- Cell Phone – (775) 240-6251
- Email – jkuester@unr.edu
- Website – www.nevadawolfpack.com
- Twitter – @NevadaHoops

COLORADO STATE

Jan. 21 • Logan, Utah
Feb. 7 • Fort Collins, Colo.



QUICK FACTS

- Location – Fort Collins, Colo.
- Founded – 1870
- Enrollment – 32,326
- Colors – Green and Gold
- Nickname – Rams
- Conference – Mountain West
- Arena – Moby Arena (8,745)
- President – Tony Frank
- Athletics Director – Joe Parker

Coaching Staff

- Head Coach – Larry Eustachy
- School Record – 87-48
- Career Record – 489-306
- Record vs USU – 1-5
- Assistants – Steve Barnes, Jase Herl, Willie Glover

Team/Player Info

- Series vs USU – Utah State leads 57-36
- 2015-16 Record – 18-16
- Mountain West Record/Finish – 8-10/7th
- Postseason – N/A
- Lettermen Returning/Lost – 5/5
- Starters Returning/Lost – 2/3

Media Relations

- SID – Danny Mattie
- Office Phone – (970) 491-5050
- Cell Phone – (970) 217-3140
- Email – D.Mattie@colostate.edu
- Website – www.csurams.com
- Twitter – @CSUMensBball

SAN JOSÉ STATE

Feb. 22 • San José, Calif.
The Event Center



QUICK FACTS

- Location – San Jose, Calif.
- Founded – 1857
- Enrollment – 32,773
- Colors – Gold, White and Blue
- Nickname – Spartans
- Conference – Mountain West
- Arena – The Event Center
- President – Dr. Mary Papazian
- Athletics Director – Gene Bleymaier

Coaching Staff

- Head Coach – Dave Wojcik
- School Record – 18-74
- Career Record – 18-74
- Record vs USU – 0-6
- Assistants – Rodney Tention, Mike Lepore, Tyler Ojanen

Team/Player Info

- Series vs USU – Utah State leads 57-21
- 2015-16 Record – 9-22
- Mountain West Record/Finish – 4-14/11th
- Postseason – N/A
- Lettermen Returning/Lost – 3/3
- Starters Returning/Lost – 4/1

Media Relations

- SID – Dominic Urrutia
- Office Phone – (408) 924-1229
- Cell Phone – (408) 334-0843
- Email – dominic.urrutia@sjsu.edu
- Website – www.SJSUSpartans.com
- Twitter – @SJSUMBB



ALL-TIME OPPONENTS



Opponent	Games	USU Wins	USU Losses	First Meeting	Last Meeting	Opponent	Games	USU Wins	USU Losses	First Meeting	Last Meeting	Opponent	Games	USU Wins	USU Losses	First Meeting	Last Meeting
38th Infantry	1	1	0	1929-30	1929-30	Duke	1	0	1	2015-16	2015-16	LDS College	10	1	9	1905-06	1912-13
Adams State	1	1	0	2015-16	2015-16	Duquesne	1	0	1	1947-48	1947-48	Lewis & Clark	4	4	0	1993-94	2005-06
Air Force*	17	14	3	1962-63	2015-16	East Central Oklahoma	1	1	0	1980-81	1980-81	Lincoln Athletic Club	1	1	0	1924-25	1924-25
Albany	1	1	0	2000-01	2000-01	East High School	1	1	0	1916-17	1916-17	Logan Coaches	1	1	0	1920-21	1920-21
American Institute	1	1	0	1946-47	1946-47	Eastern Kentucky	1	0	1	1975-76	1975-76	Logan Elks	2	2	0	1934-35	1934-35
American University	2	2	0	1963-64	1967-68	Eastern Oregon	1	1	0	1941-42	1941-42	Logan Marines	1	1	0	1942-43	1942-43
Arizona	4	3	1	1958-59	2004-05	Eastern Washington	4	2	2	1952-53	1956-57	Long Beach Athletic Club	2	0	2	1931-32	1931-32
Arizona State	14	9	5	1951-52	1976-77	Ecker Studio College	5	2	3	1937-38	1938-39	Long Beach State	55	33	22	1978-79	2010-11
Arkansas	1	1	0	1971-72	1971-72	Emporia State	1	0	1	1948-49	1948-49	Long Island University	3	2	1	1946-47	1997-98
Arkansas-Little Rock	1	1	0	2005-06	2005-06	Evansville	2	2	0	1967-68	1971-72	Loras	1	0	1	1947-48	1947-48
Arkansas State	1	1	0	2002-03	2002-03	Faculty	1	0	1	1916-17	1916-17	Los Angeles Athletic Club	4	1	3	1924-25	1931-32
Armour Creamery	1	1	0	1930-31	1930-31	Farleigh Dickinson	1	1	0	1977-78	1977-78	Los Angeles State	3	2	1	1951-52	1961-62
Armstrong	1	1	0	1942-43	1942-43	Fielding (Idaho) HS	1	1	0	1910-11	1910-11	Louisiana-Lafayette	1	0	1	1983-84	1983-84
Auburn	0	0	0	2016-17	2016-17	Florida	1	0	1	1999-00	1999-00	Louisiana-Monroe	1	1	0	1974-75	1974-75
Augustana	1	1	0	1971-72	1971-72	Florida State	1	0	1	1997-98	1997-98	Louisiana Tech	19	14	5	2005-06	2012-13
Austin Peay	2	1	1	2000-01	2007-08	Fordham	1	1	0	1986-87	1986-87	Loyola Marymount	7	7	0	1961-62	2011-12
Baylor	1	1	0	1954-55	1954-55	Fort Douglas	3	3	0	1903-04	1944-45	LSU	3	2	1	1970-71	1984-85
BCH	1	1	0	1913-14	1913-14	Fort Lewis	1	1	0	2003-04	2003-04	Manhattan	2	1	1	1936-37	1952-53
Bingham	1	1	0	1917-18	1917-18	Fresno Pacific	1	1	0	1997-98	1997-98	Marquette	1	0	1	2008-09	2008-09
Binghamton	1	1	0	2005-06	2005-06	Fresno State*	56	32	24	1963-64	2015-16	Maryland	1	0	1	1997-98	1997-98
Boise State*	42	30	12	1973-74	2015-16	George Washington	1	0	1	1989-90	1989-90	MacMillan Ring-Free Oil Co.	1	1	0	1934-35	1934-35
Boston College	1	0	1	1964-65	1964-65	Georgetown	1	0	1	2010-11	2010-11	Mercer	2	1	1	1999-00	2011-12
Bowling Green	1	1	0	1970-71	1970-71	Georgia	1	0	1	1985-86	1985-86	Mesa State	1	1	0	1975-76	1975-76
Box Elder High School	2	2	0	1916-17	1916-17	Georgia Southern	1	1	0	2004-05	2004-05	Miami (Ohio)	1	1	0	1952-53	1952-53
Bradley	3	1	2	1946-47	1964-65	Georgia Tech	1	1	0	1960-61	1960-61	Michigan	1	0	1	2006-07	2006-07
Brigham Young College	30	14	16	1903-04	1920-21	Gila College	1	1	0	1931-32	1931-32	Michigan State	2	2	0	1962-63	1980-81
Bristol	0	0	0	2016-17	2016-17	Gonzaga	5	4	1	1952-53	1970-71	Midale Tennessee	2	1	1	2005-06	2005-06
BYU	232	92	140	1905-06	2015-16	Grambling State	1	1	0	1986-87	1986-87	Midwestern State	2	2	0	1977-78	1982-83
BYU-Hawaii	2	2	0	1989-90	1991-92	Great Falls	0	0	0	2016-17	2016-17	Minnesota	4	3	1	1964-65	1997-98
BYU-Idaho	2	2	0	1918-19	1942-43	Hamline	1	0	1	1950-51	1950-51	Mint Café	1	1	0	1938-39	1938-39
Butler	2	2	0	1962-63	1964-65	Hancock Oil	1	0	1	1932-33	1932-33	Mississippi State	3	1	2	2011-12	2014-15
Cache All-Stars	4	4	0	1912-13	1942-43	Hastings College	1	1	0	1937-38	1937-38	Mississippi Valley State	1	1	0	1995-96	1995-96
Cache Coaches	1	1	0	1944-45	1944-45	Hawaii	18	14	4	1946-47	2011-12	Missouri	2	1	1	1967-68	1968-69
Cal Poly	18	16	2	1994-95	2008-09	Hawaii'i-Hilo	2	2	0	1995-96	2002-03	Missouri State	1	1	0	2015-16	2015-16
Cal State Bakersfield	8	8	0	1976-77	2014-15	House of David	2	2	0	1932-33	1932-33	Montana	42	28	14	1913-14	1981-82
Cal State Fullerton	57	40	17	1972-73	2009-10	Houston	2	1	1	1961-62	1969-70	Montana Mines	4	4	0	1921-22	1929-30
Cal State Los Angeles	4	3	1	1951-52	1969-70	Houston Baptist	2	2	0	1972-73	2008-09	Montana State	116	76	40	1913-14	2001-02
Cal State Northridge	13	10	3	1976-77	2004-05	Howard	1	1	0	2008-09	2008-09	MSU-Northern	1	1	0	2008-09	2008-09
Cal State Stanislaus	1	1	0	1976-77	1976-77	Humboldt State	1	1	0	1996-97	1996-97	Montana Tech	3	3	0	1992-93	2011-12
California	10	5	5	1931-32	1971-72	Idaho	51	37	14	1945-46	2012-13	Montana-Western	2	2	0	2007-08	2010-11
CCNY	1	0	1	1947-48	1947-48	Idaho All-Stars	1	1	0	1926-27	1926-27	Morehead State	2	2	0	1965-66	2009-10
Centenary	4	3	1	1965-66	2006-07	Idaho College	1	1	0	1926-27	1926-27	Mt. St. Charles	7	6	1	1921-22	1928-29
Central Florida	1	0	1	2004-05	2004-05	Idaho Southern	5	4	1	1944-45	1946-47	Murray State	2	2	0	1985-86	1987-88
Chadron State	1	1	0	1993-94	1993-94	Idaho State	51	38	13	1942-43	2015-16	Nebraska	2	0	2	1960-61	1977-78
Chaminade	2	2	0	1995-96	1999-00	Illinois	2	0	2	1953-54	1985-86	Nevada*	52	35	17	1935-36	2015-16
Clarion	1	1	0	1951-52	1951-52	Illinois State	7	4	3	1983-84	2014-15	New Mexico*	29	21	8	1951-52	2015-16
Clark Insurance	1	1	0	1933-34	1933-34	Indiana	2	0	2	1976-77	1988-89	New Mexico State	66	36	30	1960-61	2012-13
Clark's All-Stars	1	1	0	1939-40	1939-40	Indiana State	1	1	0	1972-73	1972-73	New Orleans	2	1	1	1974-75	1975-76
Clearfield	1	1	0	1945-46	1945-46	Iona	1	0	1	1978-79	1978-79	New York University	4	3	1	1952-53	1960-61
Clemson	1	0	1	1979-80	1979-80	Iowa	3	1	2	1949-50	2007-08	Niagara	1	1	0	1959-60	1959-60
College of Idaho	1	1	0	1939-40	1939-40	Iowa State	4	2	2	1950-51	1963-64	Nicholls State	1	1	0	2012-13	2012-13
Colorado	23	5	18	1937-38	1989-90	IPFW	2	1	1	2004-05	2006-07	NJIT	0	0	0	2016-17	2016-17
Colorado-Colo. Springs	2	2	0	1998-99	2000-01	Italian Athletic Club	1	0	1	1934-35	1934-35	Norfolk State	1	1	0	1998-99	1998-99
Colorado College	3	3	0	1933-34	1937-38	Jackson State	2	1	1	2002-03	2003-04	North Carolina State	1	0	1	1986-87	1986-87
Colorado State*	93	57	36	1937-38	2015-16	Jacksonville	1	0	1	1981-82	1981-82	North Dakota	1	0	1	1928-29	1928-29
Combined Teams	1	1	0	1932-33	1932-33	James Madison	1	1	0	1977-78	1977-78	North Dakota State	1	1	0	2015-16	2015-16
Connecticut	1	0	1	1999-00	1999-00	Kansas	7	2	5	1935-36	2002-03	North Texas	9	8	1	1975-76	1999-00
Creighton	4	2	2	1962-63	1966-67	Kansas State	5	0	5	1949-50	2010-11	Northeastern	3	1	2	1986-87	2010-11
Dayton	1	0	1	1957-58	1957-58	Kearns	1	0	1	1944-45	1944-45	Northern Arizona	4	3	1	1951-52	2007-08
Deaf & Blind	2	1	1	1903-04	1905-06	Kent State	3	3	0	1960-61	2011-12	Northern Colorado	6	5	1	1925-26	1934-35
Delaware	1	1	0	1969-70	1969-70	Kentucky	1	0	1	1957-58	1957-58	Northwestern	1	1	0	2004-05	2004-05
Denver	91	54	37	1922-23	2011-12	Kentucky Wesleyan	2	1	1	1955-56	1958-59	Northwestern State	2	1	1	2005-06	2006-07
Denver Athletic Club	2	2	0	1933-34	1934-35	Kurley Killowatts	1	1	0	1938-39	1938-39	Notre Dame	2	0	2	1967-68	1968-69
DePaul	1	1	0	1973-74	1973-74	Lafayette	1	1	0	1998-99	1998-99	Oakland	1	1	0	2011-12	2011-12
Deseret News	1	1	0	1930-31	1930-31	Lamar	1	1	0	1983-84	1983-84	Occidental College	1	1	0	1924-25	1924-25
Detroit	2	1	1	1960-61	1988-89	Lambuth College	1	1	0	1934-35	1934-35	Ogden Boosters	1	1	0	1933-34	1933-34
Doane College	1	1	0	1973-74	1973-74	LaSalle	3	2	1	1963-64	1979-80	Ogden Pioneers	1	1	0	1940-41	1940-41
Drake	3	2	1	1959-60	2006-07	Lawrence Tech	3	2	1	1947-48	1951-52	Ohio	1	0	1	1958-59	1958-59



ALL-TIME OPPONENTS



Opponent	Games	USU Wins	USU Losses	First Meeting	Last Meeting	Opponent	Games	USU Wins	USU Losses	First Meeting	Last Meeting
Ohio State	5	3	2	1962-63	2000-01	Texas A&M CC	2	1	1	2011-12	2012-13
Oklahoma	1	0	1	1938-39	1938-39	Texas Christian	2	2	0	1960-61	1982-83
Oklahoma City	2	2	0	1959-60	1961-62	Texas-Rio Grande Valley	1	1	0	2015-16	2015-16
Old Dominion	1	1	0	1993-94	1993-94	Texas Southern	1	1	0	1996-97	1996-97
Oneida Stake Academy	10	8	2	1911-12	1917-18	Texas State	2	2	0	2012-13	2012-13
Oral Roberts	7	6	1	1974-75	2007-08	Texas Tech	3	2	1	1972-73	1976-77
Oregon	6	1	5	1935-36	1965-66	Toledo	1	0	1	1958-59	1958-59
Oregon State	8	2	6	1939-40	1975-76	Tremonton Athletic Club	1	1	0	1920-21	1920-21
Pacific	68	44	24	1951-52	2013-14	Trinity	1	1	0	1973-74	1973-74
Pacific Athletic Club	2	2	0	1924-25	1930-31	Troy	2	2	0	2010-11	2013-14
Pasadena Athletic Club	1	0	1	1931-32	1931-32	Tulane	3	2	1	1970-71	1973-74
Pasadena Majors	3	2	1	1932-33	1933-34	Tulsa	2	0	2	1965-66	1966-67
Penn Athletic Club	1	0	1	1936-37	1936-37	UC Davis	3	2	1	2004-05	2014-15
Pepperdine	4	2	2	1951-52	1969-70	UC Irvine	59	31	28	1978-79	2015-16
Piggly Wiggly of Logan	1	1	0	1932-33	1932-33	UC Riverside	10	9	1	2000-01	2004-05
Pittsburgh	2	1	1	1949-50	1955-56	UC San Diego	1	1	0	1999-00	1999-00
Portland	15	13	2	1953-54	1996-97	UC Santa Barbara	65	41	24	1970-71	2013-14
Portland State	4	3	1	1976-77	1980-81	UCLA	10	3	7	1932-33	2000-01
Prairie View A&M	1	1	0	2007-08	2007-08	Union (Tenn.)	1	1	0	2015-16	2015-16
Preston Athletic Club	2	2	0	1921-22	1921-22	Union Pacific	1	1	0	1929-30	1929-30
Providence	3	1	2	1959-60	1966-67	United Billiards	2	2	0	1931-32	1932-33
Purdue	0	0	0	2016-17	2016-17	UNLV*	35	4	31	1982-83	2015-16
Radford	1	1	0	1997-98	1997-98	Utah	223	95	128	1908-09	2010-11
Redlands	1	1	0	1979-80	1979-80	Utah Athletic Association	1	1	0	1920-21	1920-21
Regis	5	3	2	1948-49	1976-77	Utah Valley	11	11	0	2006-07	2015-16
Rexburg Athletic Club	1	1	0	1918-19	1918-19	UTEP	5	1	4	1962-63	1969-70
Richmond High School	1	1	0	1915-16	1915-16	UTSA	2	2	0	2012-13	2012-13
Ricks College	2	2	0	1918-19	1942-43	Valparaiso	1	0	1	1995-96	1995-96
Rutgers	3	1	2	1966-67	1992-93	Vanderbilt	2	0	2	1987-88	2007-08
Sacramento State	3	2	1	1951-52	1969-70	Vanguard	1	1	0	1996-97	1996-97
Salt Lake High School	2	1	1	1909-10	1913-14	Vermont	1	1	0	2002-03	2002-03
San Diego	2	2	0	1982-83	1999-00	Vico Oil	1	1	0	1928-29	1928-29
San Diego DeMolay	1	1	0	1924-25	1924-25	Villanova	1	1	0	1959-60	1959-60
San Diego Christian	1	1	0	2013-14	2013-14	Washington	8	5	3	1962-63	2005-06
San Diego State*	10	3	7	1962-63	2015-16	Washington (Mo.)	4	1	3	1953-54	1958-59
San Francisco	11	3	8	1935-36	2003-04	Washington State	8	7	1	1946-47	1959-60
San Francisco State	2	2	0	1951-52	1961-62	Watkins Motor	1	1	0	1937-38	1937-38
San José State*	78	57	21	1935-36	2015-16	Watts All-Stars	3	3	0	1938-39	1940-41
Santa Clara	9	6	3	1951-52	2014-15	Wayland Baptist	1	1	0	2014-15	2014-15
Seattle	31	17	14	1956-57	2012-13	Weber High School	1	1	0	1913-14	1913-14
Seattle Pacific	1	1	0	1992-93	1992-93	Weber Junior College	11	9	2	1938-39	1946-47
Seton Hall	1	0	1	1981-82	1981-82	Weber Stake Academy	6	4	2	1903-04	1908-09
Simon Fraser	6	6	0	1994-95	1999-00	Weber State	68	42	26	1970-71	2015-16
South Cache High School	1	1	0	1915-16	1915-16	Wellsville Athletic Club	1	1	0	1915-16	1915-16
South Carolina State	1	1	0	2004-05	2004-05	West High School	2	2	0	1916-17	1917-18
South Dakota State	5	4	1	1960-61	2014-15	West Texas A&M	10	5	5	1958-59	1981-82
South Florida	1	1	0	2000-01	2000-01	Western Athletic Club	1	1	0	1921-22	1921-22
Southern California	16	7	9	1924-25	2014-15	Western Illinois	1	1	0	2013-14	2031-14
Southern Calif. Freshmen	1	1	0	1924-25	1924-25	Western Kentucky	2	0	2	1947-48	1960-61
Southern Illinois	3	1	2	1995-96	2012-13	Western Michigan	2	2	0	1978-79	2010-11
Southern Mississippi	4	3	1	1972-73	1995-96	Western Oregon	2	2	0	2009-10	2012-13
Southern Oregon	1	1	0	1997-98	1997-98	Western State	2	2	0	1999-00	2001-02
Southern Utah	12	12	0	1913-14	2013-14	Whitman	1	1	0	2002-03	2002-03
Springfield	1	1	0	1946-47	1946-47	Whittier	1	1	0	1929-30	1929-30
St. Bonaventure	2	2	0	1947-48	1959-60	Whitworth	2	1	1	1956-57	1998-99
St. Francis	1	1	0	1970-71	1970-71	Wichita State	11	6	5	1948-49	2011-12
St. Joseph's (Pa.)	2	1	1	1946-47	1953-54	Willamette	1	1	0	1941-42	1941-42
St. Louis	1	0	1	1967-68	1967-68	Wilmering YMCA	1	0	1	1935-36	1935-36
St. Martin's	1	1	0	1980-81	1980-81	Wisconsin	1	0	1	1969-70	1969-70
St. Mary's (Calif.)	9	5	4	1939-40	2012-13	Wisconsin-Milwaukee	1	1	0	1973-74	1973-74
St. Peter's	3	2	1	1968-69	2011-12	Wisconsin-Parkside	1	1	0	1977-78	1977-78
Stanford	6	3	3	1933-34	1976-77	Wisconsin-Stout	1	1	0	1972-73	1972-73
Temple	1	0	1	1973-74	1973-74	Wyoming*	74	26	48	1925-26	2015-16
Tennessee	2	0	2	1949-50	1967-68	Xavier	2	2	0	1966-67	1967-68
Texaco Oil	1	1	0	1932-33	1932-33	Yellow Cab	1	1	0	1925-26	1925-26
Texas	2	2	0	1938-39	1987-88	YMCA	2	0	2	1907-08	1909-10
Texas Arlington	4	1	3	2012-13	2012-13						
Texas A&M	3	1	2	1963-64	2009-10						

Bold = 2016-17 Opponents

* = Mountain West Opponent



QUICK FACTS

OUTLOOK

AGGIE BIOS

COACHES

OPPONENTS

SEASON REVIEW

RECORDS

UNIVERSITY



TOURNAMENT HISTORY



USU'S BIG WEST TOURNAMENT RESULTS

			Round
1979	(2nd Seed)		Round
W	85-78	San Jose State	Quarterfinals
W	81-74	Fresno State	Semifinals
L	73-82	Pacific	Championship
1980	(1st Seed)		Round
L	68-94	San Jose State	Quarterfinals
1981	(5th Seed)		Round
W	93-90	UC Irvine	Quarterfinals
L	57-71	Fresno State	Semifinals
1982	(7th Seed)		Round
L	64-90	UC Irvine	Quarterfinals
1983	(3rd Seed)		Round
L	66-80	San Jose State	Quarterfinals
1984	(4th Seed)		Round
W	79-77	New Mexico State	Quarterfinals
L	78-91	Nevada-Las Vegas	Semifinals
1985	(4th Seed)		Round
L	56-92	San Jose State	Quarterfinals
1986	(6th Seed)		Round
L	71-74	New Mexico State	Quarterfinals
1987	(7th Seed)		Round
L	79-87	UC Santa Barbara	Quarterfinals
1988	(2nd Seed)		Round
W	80-72	San Jose State	Quarterfinals
W	73-66	UC Santa Barbara	Semifinals
W	86-79	UC Irvine	Championship
1989	(5th Seed)		Round
L	86-87	Cal State Fullerton (OT)	Quarterfinals
1990	(5th Seed)		Round
L	68-86	Long Beach State	Quarterfinals
1991	(4th Seed)		Round
L	76-80	UC Santa Barbara	Quarterfinals
1992	(5th Seed)		Round
L	69-86	Pacific	Quarterfinals
1993	(7th Seed)		Round
L	86-104	Nevada-Las Vegas	Quarterfinals
1994	(2nd Seed)		Round
L	68-78	UC Irvine	Quarterfinals
1995	(1st Seed)		Round
L	72-76	UC Irvine	Quarterfinals
1996	(4th Seed)		Round
W	70-65	Nevada	Quarterfinals
W	86-73	Long Beach State	Semifinals
L	75-76	San Jose State (OT)	Championship
1997	(2nd Seed East)		Round
W	81-66	UC Santa Barbara	Quarterfinals
L	54-71	Pacific	Semifinals
1998	(1st Seed East)		Round
W	69-61	Long Beach State	Quarterfinals
W	65-56	Cal State Fullerton	Semifinals
W	78-63	Pacific	Championship
1999	(4th Seed East)		Round
L	74-75	UC Santa Barbara	Quarterfinals
2000	(1st Seed East)		Round
W	64-41	Pacific	Quarterfinals
W	69-64	Nevada	Semifinals
W	71-66	New Mexico State	Championship
2001	(2nd Seed)		Round
W	74-43	Cal State Fullerton	Quarterfinals
W	67-48	Boise State	Semifinals
W	50-38	Pacific	Championship
2002	(1st Seed)		Round
W	61-41	Idaho	Quarterfinals
W	69-65	Pacific	Semifinals
L	56-60	UC Santa Barbara	Championship
2003	(3rd Seed)		Round
W	89-83 ot	Cal State Fullerton	Quarterfinals
W	62-55	UC Irvine	Semifinals
W	57-54	Cal Poly	Championship
2004	(1st Seed)		Round
L	62-63	Cal State Northridge	Semifinals
2005	(2nd Seed)		Round
W	84-77	Cal State Fullerton	Semifinals
W	65-52	Pacific	Championship

USU'S WAC TOURNAMENT RESULTS

			Round
2006	(2nd Seed)		Round
W	76-69	San Jose State	Quarterfinals
W	68-64	Louisiana Tech	Semifinals
L	63-70 ot	Nevada	Championship

			Round
2007	(4th Seed)		Round
W	73-70	Hawai'i	Quarterfinals
W	79-77	Nevada	Semifinals
L	70-72	New Mexico State	Championship
2008	(1st Seed)		Round
W	81-65	San Jose State	Quarterfinals
L	78-88	Boise State	Semifinals
2009	(1st Seed)		Round
W	85-68	Fresno State	Quarterfinals
W	71-70	New Mexico State	Semifinals
W	72-62	Nevada	Championship
2010	(1st Seed)		Round
W	84-60	Boise State	Quarterfinals
W	85-55	Louisiana Tech	Semifinals
L	63-69	New Mexico State	Championship
2011	(1st Seed)		Round
W	58-54	San Jose State	Semifinals
W	77-69	Boise State	Championship
2012	(4th Seed)		Round
L	70-72	Louisiana Tech	Quarterfinals
2013	(5th Seed)		Round
L	78-83	UT Arlington	Quarterfinals

USU'S MOUNTAIN WEST TOURNAMENT RESULTS

			Round
2014	(8th Seed)		Round
W	73-69	Colorado State	
L	39-73	San Diego State	Quarterfinals
2015	(5th Seed)		Round
L	65-67	Wyoming	Quarterfinals
2016	(9th Seed)		Round
W	88-70	Wyoming	
L	65-71	San Diego State	Quarterfinals

USU BY ROUND

Overall: 40-30
First Round: 18-19
Semifinal: 14-5
Championship: 8-6

USU VS. THE FIELD

3-1	Boise State
1-0	Cal Poly
4-1	Cal State Fullerton
0-1	Cal State Northridge
1-0	Colorado State
2-1	Fresno State
1-0	Hawai'i
1-0	Idaho
2-1	Long Beach State
2-1	Louisiana Tech
3-3	New Mexico State
4-1	Nevada
0-2	UNLV
5-3	Pacific
0-2	San Diego State
5-4	San Jose State
3-3	UC Irvine
2-4	UC Santa Barbara
0-1	UT Arlington
1-1	Wyoming
40-30	Overall

USU ALL-TOURNAMENT SELECTIONS

1979 — Keith McDonald, Dean Hunger
1981 — Brian Jackson
1988 — Dan Conway, Kevin Nixon
1996 — Antwan Smith, Justin Jones, Silas Mills
1997 — Marcus Saxon
1998 — Marcus Saxon (MVP), Kevin Rice, Donnie Johnson
2000 — Shawn Daniels (Co-MVP), Troy Rolle (Co-MVP)
2001 — Bernard Rock (MVP), Shawn Daniels, Curtis Bobb
2002 — Tony Brown, Desmond Penigar
2003 — Desmond Penigar (MVP), Mark Brown, Cardell Butler
2005 — Jaycee Carroll (MVP), Nate Harris, Spencer Nelson
2006 — Nate Harris
2007 — Jaycee Carroll, Chaz Spicer
2008 — Jaycee Carroll
2009 — Gary Wilkinson (MVP), Jared Quayle, Tai Wesley
2010 — Jared Quayle, Tai Wesley
2011 — Brockeith Pane (MVP), Nate Bendall, Tai Wesley



TOURNAMENT HISTORY



NCAA TOURNAMENT RESULTS

1939 (18-6) • First Round • Western Region

L	39-50	Oklahoma	San Francisco, Calif.
W	51-49	Texas	San Francisco, Calif.

1962 (22-7) • Regional Semifinals • West Region

W	78-73	Arizona State	Corvallis, Ore.
L	62-73	UCLA	Provo, Utah
L	71-75	Pepperdine	Provo, Utah

1963 (20-7) • First Round • West Region

L	75-79 (OT)	Arizona State	Eugene, Ore.
---	------------	---------------	--------------

1964 (21-8) • Regional Semifinals • West Region

W	92-90	Arizona State	Eugene, Ore.
L	58-64	San Francisco	Corvallis, Ore.
L	78-88	Seattle	Corvallis, Ore.

1970 (22-7) • Regional Finals • West Region

W	91-81	Texas-El Paso	Provo, Utah
W	69-68	Santa Clara	Seattle, Wash.
L	79-101	UCLA	Seattle, Wash.

1971 (20-7) • First Round • West Region

L	82-91	Brigham Young	Logan, Utah
---	-------	---------------	-------------

1975 (21-6) • First Round • West Region

L	63-69	Montana	Pullman, Wash.
---	-------	---------	----------------

1979 (19-11) • First Round • West Region

L	67-86	So. California	Los Angeles, Calif.
---	-------	----------------	---------------------

1980 (19-8) • First Round • West Region (11th seed)

L	73-76	Clemson	Ogden, Utah
---	-------	---------	-------------

1983 (20-9) • First Round • Midwest Region (10th seed)

L	59-64	Iowa	Louisville, Ky.
---	-------	------	-----------------

1988 (21-10) • First Round • Midwest Region (10th seed)

L	77-80	Vanderbilt	Lincoln, Neb.
---	-------	------------	---------------

1998 (25-8) • First Round • West Region (12th seed)

L	68-82	Maryland	Sacramento, Calif.
---	-------	----------	--------------------

2000 (28-6) • First Round • South Region (12th seed)

L	67-75	Connecticut	Birmingham, Ala.
---	-------	-------------	------------------

2001 (28-6) • Second Round • East Region (12th seed)

W	77-68 (OT)	Ohio State	Greensboro, N.C.
L	50-75	UCLA	Greensboro, N.C.

2003 (24-9) • First Round • West Region (15th seed)

L	61-64	Kansas	Oklahoma City, Okla.
---	-------	--------	----------------------

2005 (24-8) • First Round • Chicago Region (14th seed)

L	53-66	Arizona	Boise, Idaho
---	-------	---------	--------------

2006 (23-9) • First Round • Washington, D.C. Region (12th seed)

L	61-75	Washington	San Diego, Calif.
---	-------	------------	-------------------

2009 (30-5) • First Round • West Region (11th seed)

L	57-58	Marquette	Boise, Idaho
---	-------	-----------	--------------

2010 (27-8) • First Round • South Region (12th seed)

L	53-69	Texas A&M	Spokane, Wash.
---	-------	-----------	----------------

2011 (30-4) • Second Round • Southeast Region (12th seed)

L	68-73	Kansas State	Tucson, Ariz.
---	-------	--------------	---------------

NIT TOURNAMENT RESULTS

1960 (24-5)

W	73-72 (OT)	Villanova	New York, N.Y.
L	62-68	Providence	New York, N.Y.
W	99-83	St. Bonaventure	New York, N.Y.

1967 (20-6)

L	76-78	Rutgers	New York, N.Y.
---	-------	---------	----------------

1978 (21-7)

L	66-67	at Nebraska	Lincoln, Neb.
---	-------	-------------	---------------

1984 (19-11)

L	92-94	Southwestern Louisiana	Logan, Utah
---	-------	------------------------	-------------

1995 (21-8)

L	87-93 (OT)	Illinois State	Logan, Utah
---	------------	----------------	-------------

2002 (23-8)

L	69-77	Montana State	Logan, Utah
---	-------	---------------	-------------

2004 (25-4)

L	74-85	Hawai'i	Logan, Utah
---	-------	---------	-------------

2007 (23-12)

L	58-68	Michigan	Ann Arbor, Mich.
---	-------	----------	------------------

2008 (24-11)

L	57-61	Illinois State	Normal, Ill.
---	-------	----------------	--------------

CIT TOURNAMENT RESULTS

2012 (21-16)

W	75-69	CS Bakersfield	Logan, Utah
W	76-56	Idaho	Logan, Utah
W	77-69	Loyola Marymount	Logan, Utah
W	105-81	Oakland	Logan, Utah
L	67-70	Mercer	Logan, Utah

NCAA Tournament: 6-22 (20 years)

NIT Tournament: 2-9 (9 years)

CIT Tournament: 4-1 (1 year)

Total Postseason: 12-32 (30 years)



QUICK FACTS

OUTLOOK

AGGIE BIOS

COACHES

OPONENTS

SEASON REVIEW

RECORDS

UNIVERSITY

POSTSEASON TOURNAMENT RECORDS

Individual

			Opponent
Points	38	Wayne Estes	Arizona State (1964)
Rebounds	18	Alan Parrish	Rutgers (3/11/67)
Assists	10	Tony Brown	Montana St. (3/12/02)
Turnovers	8	Kevin McDonald	So. Calif. (3/9/79)
Blocks	3	Morgan Grim	CS Bakersfield (3/14/12)
		Kyisean Reed	CS Bakersfield (3/14/12)
		Greg Grant	Iowa (3/18/83)
		Mike Santos	Nebraska (3/8/78)
Steals	4	Dion Bailey	Ohio State (3/15/01)
	4	Kevin Nixon	Vanderbilt (3/18/88)
Minutes Played	43	Corwin Woodard	Illinois State (3/16/95)
Field Goal %	1.000 (9-9)	Ron Ence	SW La. (3/14/84)
3 Field Goal %	.833 (5-6)	Danny Berger	Oakland (3/28/12)
Free Throw %	.929 (13-14)	Preston Medlin	Loyola Marymont (3/21/12)
Field Goals Made	14	Marvin Roberts	UCLA (3/14/70)
		Nate Williams	UTEP (3/7/70)
		Wayne Estes	Arizona State (1964)
Field Goals Att.	35	Marvin Roberts	UCLA (3/14/70)
Three-Point FG	5	Danny Berger	Oakland (3/28/12)
		Jaycee Carroll	Arizona (3/17/05)
		Corwin Woodard	Illinois State (3/16/95)
3 Field Goals Att.	13	Corwin Woodard	Illinois State (3/16/95)
Free Throws	13	Preston Medlin	Loyola Marymont (3/21/12)
Free Throws Att.	15	Cornell Green	Villanova (3/12/60)

Team

		Opponent
Points	105	Oakland (3/28/12)
Rebounds	62	St. Bonaventure (3/19/60)
Fouls	29	BYU (3/13/71)
Assists	26	Oakland (3/28/12)
Turnovers	22	BYU (3/13/71)
		Washington (3/16/06)
		Loyola Marymont (3/21/12)
Blocks	7	CS Bakersfield (3/14/12)
Steals	12	Ohio State (3/15/01)
Field Goals	39	St. Bonaventure (3/19/60)
		Southwestern Louisiana (3/14/84)
Field Goals Attempted	91	UCLA (3/14/70)
Three-Point Field Goals	12	Oakland (3/28/12)
3 Field Goals Att.	22	Vanderbilt (3/18/88)
Free Throws	32	Loyola Marymont (3/21/12)
Free Throws Att.	38	Villanova (3/12/60)
Field Goal Pct.	.650 (39-60)	Southwestern Louisiana (3/14/84)
3 Field Goal Pct.	.750 (12-16)	Oakland (3/28/12)
Free Throw %	.917 (11-12)	Connecticut (3/17/00)



Ron Ence set the USU tournament record for field goal percentage, making all nine of his attempts against Southwest Louisiana in the 1984 NIT game.



Corwin Woodard established USU tournament records for 3-pointers made (five), 3-pointers attempted (13) and minutes played (43) against Illinois State in the 1995 NIT.



Danny Berger tied a USU postseason record with five 3-pointers against Oakland in the 2012 CIT semifinals and set a USU postseason record for 3-point percentage, making 5-of-6 from behind the arc.

UTAH STATE™



RESULTS VS. ALL-TIME OPPONENTS



USU OLDEST RIVALS		
Opponent	First Game	GP
1. BYU	1905-06	232
2. Utah	1908-09	223
3. Montana St.	1913-14	116
4. Colorado St.	1937-38	93
5. Denver	1922-23	91
6. San José St.	1935-36	78
7. Wyoming	1925-26	74
8. Pacific	1951-52	68
Weber St.	1970-71	68
10. New Mexico St.	1960-61	66
11. UCSB	1970-71	65
12. UC Irvine	1978-79	59
13. CS Fullerton	1972-73	57
14. Fresno St.	1963-64	56
15. Long Beach St.	1978-79	55
16. Nevada	1935-36	52
17. Idaho	1945-46	51
Idaho St.	1942-43	51
19. Montana	1913-14	42
Boise St.	1973-74	42

38TH INFANTRY (1-0)

1929-1930 W 60-9

ADAMS STATE (1-0)

H: 1-0
11/17/15 H W 83-68

AIR FORCE (14-3)

H: 8-0; A: 6-3
1962-1963 A L 65-66
01/10/64 H W 83-73
02/23/70 H W 80-78
01/30/71 A L 72-76
02/17/73 A W 84-58
02/16/74 H W 78-64
01/18/75 A W 81-67
02/14/76 H W 71-63
02/12/77 A W 74-69
01/28/78 H W 80-70
12/21/90 A W 64-63
12/30/00 H W 59-50
01/01/14 A L 72-73
01/17/15 H W 71-59
02/28/15 A W 74-60
01/12/16 H W 79-60
03/01/16 A W 78-65

ALBANY (1-0)

H: 1-0
12/29/00 H W 88-43

AMERICAN INSTITUTE (1-0)

1946-1947 W 58-40

AMERICAN (2-0)

H: 1-0; A: 1-0
02/29/64 A W 125-100
01/04/68 H W 94-78

ARIZONA (3-1)

H: 2-0; A: 1-0; N: 0-1
1958-1959 H W 83-57
1961-1962 A W 67-54
12/21/63 H W 64-60
03/17/05 N L 53-66

ARIZONA STATE (9-5)

H: 3-1; A: 5-4
1951-1952 W 85-70
1961-1962 A W 78-73
1962-1963 A L 75-79
03/10/64 A W 92-90
12/29/64 A W 98-96
01/23/65 A L 93-99
12/13/65 H W 88-81
12/30/65 A W 83-77

02/11/67 A W 90-59
02/10/68 H W 96-80
01/18/69 A L 91-108
01/16/70 H W 112-102
12/29/73 A L 72-76
03/01/77 H L 71-78

ARKANSAS (1-0)

H: 1-0
12/27/71 H W 95-94*

ARKANSAS-LITTLE ROCK (1-0)

H: 1-0
12/29/05 H W 76-44

ARKANSAS STATE (1-0)

H: 1-0
12/27/02 H W 72-54

ARMOUR CREAMERY (1-0)

1930-1931 W 82-18

ARMSTRONG (1-0)

1942-1943 W 63-43

AUGUSTANA COLLEGE (1-0)

H: 1-0
12/01/70 H W 100-71

AUSTIN PEAY (1-1)

H: 1-0; N: 0-1
11/19/00 N L 76-80*
11/20/07 H W 71-68

BAYLOR (1-0)

1954-1955 W 80-61

BCH (1-0)

1913-1914 W 43-10

BINGHAM (1-0)

1917-1918 W 48-30

BINGHAMTON (1-0)

H: 1-0
12/30/05 H W 81-47

BOISE STATE (30-12)

H: 18-2; A: 9-9; N: 3-1
03/02/74 H W 83-67
12/02/74 A L 87-96
01/13/74 H W 102-87
12/07/76 H W 92-68
01/21/78 A W 80-73
12/09/78 H W 84-75
11/28/89 H W 54-45
12/08/90 A L 77-89
11/26/94 A L 68-81
01/02/95 H W 66-61
01/09/97 A W 73-60*
02/22/97 H W 58-41
01/22/98 H W 70-41
02/21/98 A L 49-57
01/21/99 A W 58-52
02/20/99 H W 63-62
01/27/00 A W 75-68
03/04/00 H W 74-62
12/20/01 H W 82-64
02/24/01 A L 77-78*
03/09/01 N W 67-48
01/12/06 H W 75-69
02/23/06 A W 64-62
01/04/07 A L 66-77
01/18/07 H W 80-79
01/17/08 H W 82-78
03/06/08 A W 88-69
03/14/08 N L 78-88
01/17/09 H W 79-65
02/14/09 A L 56-66

01/16/10 H W 81-59
02/11/10 A W 72-67
03/11/10 N W 84-60
01/13/11 A W 68-59
02/05/11 H W 77-49
03/12/11 N W 77-69
01/18/14 A L 74-78
02/08/14 H W 76-70
01/03/15 A W 62-61
02/03/15 H L 63-68
01/05/16 H L 61-76
02/02/16 A L 67-70

BOSTON COLLEGE (0-1)

N: 0-1
12/30/64 N L 118-120*

BOWLING GREEN (1-0)

A: 1-0
12/28/70 A W 65-62

BOX ELDER HS (2-0)

1916-1917 W 50-19
1916-1917 W 38-35

BRADLEY (1-2)

H: 1-0; A: 0-1
1946-1947 L 53-72
12/23/63 H W 95-90
12/17/64 A L 69-75

BYU COLLEGE (14-16)

1903-1904 L 4-35
1905-1906 L 9-23
1905-1906 W 10-6
1906-1907 L 4-11
1906-1907 L 14-65
1907-1908 L 7-40
1907-1908 L 11-32
1907-1908 L 18-27
1908-1909 L 18-42
1908-1909 L 13-58
1909-1910 W 26-16
1909-1910 W 29-21
1910-1911 W 45-25
1911-1912 L 13-24
1911-1912 L 14-35
1912-1913 W 35-30
1913-1914 L 17-21
1913-1914 W 39-29
1914-1915 L 26-38
1914-1915 W 28-4
1915-1916 L 20-23
1915-1916 W 21-18
1916-1917 W 35-20
1916-1917 W 25-28
1917-1918 W 36-16
1917-1918 W 29-21
1918-1919 W 50-20
1918-1919 W 48-23
1919-1920 W 74-29
1920-1921 L 23-25

BRIGHAM YOUNG (92-140)

H: 60-53; A: 32-85; N: 0-2
02/23/06 H L 14-21
03/03/06 A L 11-19
02/16/07 A L 11-44
03/01/07 H L 12-23
01/18/08 H L 16-29
02/02/08 A L 19-43
02/06/09 A L 11-37
02/26/09 H L 13-37
01/15/10 H L 20-46
02/18/10 A L 31-47
02/04/11 H L 19-29
02/18/11 A L 21-37
02/03/12 A L 17-36
02/09/12 H L 16-37

02/15/13 H L 23-33
03/01/13 A W 29-20
02/21/14 A L 21-41
03/06/14 H L 19-38
02/13/15 A L 21-29
02/26/15 H L 23-31
02/12/16 A L 17-42
02/26/16 H W 37-23
02/17/17 A L 22-43
03/08/17 H L 27-34
03/01/19 A W 26-23
01/31/20 H W 55-27
02/05/21 H W 45-43
02/26/21 A L 28-30
02/11/22 A L 22-39
03/02/22 H W 36-34
02/02/23 H W 55-19
02/03/23 H W 36-30*
02/23/23 A W 23-22
02/24/23 A L 26-37
02/08/24 A W 43-36
02/09/24 A L 21-38
02/22/24 H L 27-30
02/23/24 H L 25-32
01/23/25 H L 26-29
01/24/25 H W 42-22
02/13/25 A L 36-48
02/14/25 A L 23-24
01/29/26 A W 49-31
01/30/26 A L 32-35
02/26/26 A L 43-52
02/27/26 A W 36-34
01/21/27 H W 50-48
01/22/27 H W 62-34
03/04/27 A W 44-38
03/05/27 A W 42-35
02/01/28 A W 52-41
02/01/28 A W 48-42
02/10/28 H L 34-49
02/11/28 H W 39-31
02/01/29 H L 45-53
02/02/29 H L 34-46
03/01/29 A L 45-49
03/02/29 A W 52-50
01/17/30 A W 39-37
01/18/30 A L 37-53
02/14/30 H L 36-49
02/15/30 H W 55-41
01/30/31 H W 61-59
01/31/31 H L 39-45
02/20/31 A L 51-61
02/21/31 A L 40-53
01/22/32 A W 47-45*
01/23/32 A L 37-40
02/26/32 H L 32-39
02/27/32 H L 50-63
01/27/33 H W 40-33
01/28/33 H L 44-59
02/24/33 A L 30-37
02/25/33 A L 36-48
01/12/34 A L 34-57
01/13/34 A L 35-42
02/16/34 H L 37-48
02/17/34 H W 43-35
01/25/35 H L 38-39
01/26/35 H W 41-27
02/08/35 A W 48-47*
02/09/35 A L 39-40
02/07/36 A W 36-35
02/08/36 A W 37-33
02/21/36 H L 32-39
02/22/36 H W 51-41
01/15/37 A W 40-31
01/16/37 A L 35-49
02/12/37 H L 45-55
02/13/37 H W 47-38
01/21/38 H W 60-53
02/25/38 A L 50-58
01/07/39 A W 54-46

03/04/39 H W 53-38
02/10/40 H W 55-35
02/17/40 A L 43-49
01/10/41 A L 34-66
03/08/41 H W 48-47
01/10/42 H L 24-54
02/21/42 A L 52-57
01/15/43 H W 43-38
01/16/43 H L 41-58
02/19/43 A L 38-44
02/20/43 A L 59-63
02/03/45 A L 41-50
03/07/45 H L 37-64
01/12/46 H L 41-47
02/23/46 A L 48-64
02/22/47 A L 40-62
03/04/47 H W 52-49
01/31/48 H L 47-66
02/28/48 A W 68-65
01/21/49 A L 51-60
01/22/49 A L 46-64
02/11/49 H W 58-54
02/12/49 H L 54-67
01/21/50 A L 41-71
01/23/50 H L 47-48
02/24/50 H L 46-60
02/25/50 A L 35-63
01/12/51 H L 59-72
01/13/51 H W 72-68
02/02/51 A L 57-83
02/03/51 A L 42-51
02/01/52 H W 57-40
02/15/52 A L 67-69
01/03/53 H L 66-72
01/31/53 A L 60-77
01/14/54 H W 73-68
01/23/54 A L 63-75
01/15/55 A W 62-58
02/17/55 H W 76-71
01/28/56 H W 63-56
02/09/56 A L 62-92
01/18/57 H W 76-75
01/25/57 A L 76-93
01/31/58 H L 55-67
02/15/58 A L 66-69
01/30/59 A L 54-77
02/14/59 H W 74-67
01/29/60 H W 84-53
02/13/60 A W 75-64
01/27/61 A L 57-75
02/11/61 H W 94-73
01/26/62 H W 88-69
02/10/62 A W 80-70
01/05/63 H W 69-58
01/26/63 A W 70-67
01/25/64 H W 105-90
01/31/64 A W 90-73
01/09/65 H L 90-99
02/06/65 A L 80-89
01/22/66 A L 81-115
02/11/66 H L 88-96
01/06/67 A L 66-92
02/04/67 H W 113-88
01/06/68 A L 98-104
02/01/68 H L 103-118
01/11/69 H W 91-84
01/30/69 A L 82-113
01/15/70 H W 97-94
04/04/70 A W 86-73
12/19/70 A L 83-111
01/23/71 H W 72-70
03/13/71 A L 82-91
12/22/71 H L 84-87
01/22/72 A L 82-101
12/16/72 A L 80-88
01/20/73 H L 69-79
12/22/73 A W 87-86
01/19/74 H W 93-86
12/28/74 A W 83-79

QUICK FACTS

OUTLOOK

AGGIE BIOS

COACHES

OPPONENTS

SEASON REVIEW

RECORDS

UNIVERSITY



RESULTS VS. ALL-TIME OPPONENTS



02/01/75	H	W	92-84
12/17/75	H	W	87-76
01/10/76	A	W	75-73
12/04/76	H	W	95-93*
01/08/77	A	L	77-85
12/21/77	H	W	91-89
01/07/78	A	L	84-85**
12/06/78	A	L	80-99
01/06/79	H	W	84-68
12/22/79	H	L	84-89
01/12/80	A	L	83-84
12/30/80	H	L	79-82
12/27/80	A	L	89-104
12/08/81	H	L	43-51
12/26/81	A	W	79-74
11/30/82	A	W	75-69
12/14/82	H	W	80-68
11/26/83	H	W	90-78
12/09/83	A	W	83-81
12/04/84	A	W	97-93
12/11/84	H	W	92-91*
12/03/85	H	W	82-80
12/10/85	A	W	88-76
12/03/86	A	L	86-100
12/16/86	H	L	93-97
12/01/87	H	L	92-96
12/19/87	A	L	112-121*
12/17/88	A	L	85-96
12/21/88	H	L	72-74
11/30/89	H	L	65-71
12/12/89	A	L	68-69
11/24/90	A	L	94-98
12/01/90	H	L	58-63
11/26/91	H	L	66-82
12/13/91	A	L	77-93
12/04/92	H	L	83-93
12/18/92	A	L	65-89
12/14/93	A	L	65-78
12/01/94	H	W	83-59
12/05/95	A	L	52-76
12/10/96	A	L	61-64
11/29/97	H	W	72-69
01/02/99	A	L	59-61
01/08/00	H	L	73-82
12/16/00	A	L	67-69
12/01/01	H	W	90-81*
12/14/02	A	L	56-66
12/23/03	H	W	76-74
12/01/04	H	W	71-57
12/18/04	A	W	84-62
12/22/05	H	W	91-80
12/16/06	A	L	62-75
12/06/08	N	L	63-68
12/02/09	H	W	71-61
11/17/10	A	L	72-78
11/11/11	H	W	69-62
02/19/13	A	L	68-70
11/30/13	N	L	74-85
12/02/14	H	L	81-91
12/09/15	A	L	68-80

BYU-HAWAII (2-0)

H: 2-0			
12/06/89	H	W	85-70
12/21/91	H	W	78-74

BYU-IDAHO (2-0)

1918-1919	W	58-23
1942-1943	W	74-53

BUTLER (2-0)

H: 1-0; A: 1-0			
1962-1963	A	W	80-74
12/04/64	H	W	88-84

CACHE ALL-STARS (4-0)

1912-1913	W	75-22
1936-1937	W	32-30
1937-1938	W	73-57
1942-1943	W	85-53

CACHE COACHES (1-0)

1944-1945	W	50-38
-----------	---	-------

CAL POLY (16-2)

H: 9-0; A: 6-2; N: 1-0			
02/21/95	H	W	106-53
01/30/97	H	W	85-74
01/15/98	A	W	91-88*
01/14/99	H	W	97-73
01/22/00	A	W	74-62
01/04/01	A	W	82-69
03/03/01	H	W	82-55
01/03/02	A	L	58-61
02/02/02	H	W	85-53
01/09/03	H	W	81-67
02/08/03	A	W	64-63
03/15/03	N	W	57-54
01/10/04	A	W	69-63
02/05/04	H	W	57-43
01/08/05	H	W	76-65
02/03/05	A	W	81-57
11/15/07	A	L	69-83
11/29/08	H	W	97-57

CSU BAKERSFIELD (8-0)

H: 6-0; A: 2-0			
01/04/77	H	W	110-89
12/30/06	H	W	65-49
12/08/07	A	W	88-66
02/18/09	H	W	78-57
12/16/09	A	W	68-51
12/11/10	H	W	77-58
03/14/12	H	W	75-69
12/18/14	H	W	57-56

CS FULLERTON (40-17)

H: 25-2; A: 12-14; N: 3-1			
12/23/72	H	W	115-60
02/01/79	H	W	85-70
02/10/79	A	W	66-64
01/31/80	H	L	88-96
02/09/80	A	W	69-67
01/24/81	A	W	68-67
02/19/81	H	W	77-73
02/06/82	H	L	68-72
02/13/82	A	L	63-66
02/17/83	H	W	67-59
02/26/83	A	L	71-75
01/05/84	A	L	65-82
02/04/84	H	W	71-66
01/12/85	A	L	72-73
02/14/85	H	W	73-63
01/09/86	H	W	82-76*
02/13/86	A	W	74-68
01/22/87	H	W	96-95*
02/19/87	A	L	71-94
01/21/88	H	W	75-72
02/20/88	A	L	77-80
01/21/89	A	L	87-96
02/16/89	H	W	90-80
03/09/89	N	L	86-87
01/06/90	H	W	83-82*
02/03/90	A	L	77-88
01/07/91	A	L	91-93
01/31/91	H	W	74-63
01/11/92	H	W	89-72
02/06/92	A	L	99-111*
01/09/93	A	L	71-91
02/04/93	H	W	86-61
01/15/94	H	W	59-50
02/12/94	A	W	59-52
01/14/95	A	W	84-73
02/11/95	H	W	103-71

01/25/96	H	W	73-49
02/24/96	A	W	66-53
01/23/97	A	W	91-80
03/07/98	H	W	69-44
02/07/98	N	W	65-56
02/04/99	A	L	78-88
01/13/00	H	W	82-70
02/02/01	A	W	76-52
02/10/01	H	W	58-46
03/08/01	N	W	74-43
01/19/02	A	L	51-65
02/14/02	H	W	60-45
01/25/03	H	W	61-60
02/20/03	A	W	62-41
03/13/03	A	W	89-83*
01/22/04	A	W	57-49
02/21/04	H	W	87-61
01/20/05	H	W	84-60
02/19/05	A	L	60-64
03/11/05	N	W	84-77
12/22/09	H	W	83-60

CS LOS ANGELES (3-1)

H: 2-0; A: 1-0			
1951-1952		L	58-60
1960-1961	H	W	110-88
1961-1962	A	W	72-67
01/05/70	H	W	99-86

CS NORTHIDGE (10-3)

H: 8-0; A: 2-2; N: 0-1			
01/06/77	H	W	74-63
11/27/82	H	W	100-63
11/26/84	H	W	100-77
12/02/89	H	W	95-78
12/20/01	H	W	73-56
03/02/02	A	L	51-55
02/02/03	A	W	59-44
03/06/03	H	W	69-58
01/17/04	H	W	83-57
02/12/04	A	W	69-47
03/12/04	N	L	62-63
01/15/05	A	L	67-70
02/10/05	H	W	77-57

CS STANISLAUS (1-0)

H: 1-0			
01/25/77	H	W	97-62

CALIFORNIA (5-5)

H: 1-0; A: 1-0		
1931-1932	W	39-27
1931-1932	W	33-20
1931-1932	L	21-30
1933-1934	L	31-49
1938-1939	L	35-42
1939-1940	W	43-33
1940-1941	L	43-47
1948-1949	L	57-72
01/24/70	A	W 68-63*
01/31/72	H	W 96-87

CCNY (0-1)

1947-1948	L	46-82
-----------	---	-------

CENTENARY (3-1)

H: 2-0; A: 0-1; N: 1-0			
12/07/65	H	W	89-73
12/29/75	A	L	73-89
12/28/01	H	W	74-49
11/17/06	N	W	77-71

CENTRAL FLORIDA (0-1)

A: 0-1			
11/20/04	A	L	52-55

CHADRON STATE (1-0)

H: 1-0			
12/11/93	H	W	109-71

CHAMINADE (2-0)

H: 1-0; A: 1-0			
12/18/95	H	W	98-52
11/23/99	A	W	70-48

CLARION (1-0)

1951-1952	W	85-68
-----------	---	-------

CLARK INSURANCE (1-0)

1933-1934	W	81-65
-----------	---	-------

CLARKS ALL-STARS (1-0)

1939-1940	W	64-44
-----------	---	-------

CLEARFIELD (1-0)

1945-1946	W	50-23
-----------	---	-------

CLEMSON (0-1)

A: 0-1			
03/06/80	A	L	73-76

COLLEGE OF IDAHO (1-0)

1939-1940	W	60-35
-----------	---	-------

COLORADO (5-18)

H: 1-1; A: 0-2			
1937-1938	L	35-59	
1937-1938	W	59-58	
1938-1939		18-46	
1938-1939	L	43-56	
1939-1940	W	31-28	
1939-1940	L	38-44	
1940-1941	L	34-41	
1940-1941	L	32-43	
1941-1942	L	31-49	
1941-1942	L	45-57	
1944-1945	L	32-62	
1944-1945	L	46-50	
1945-1946	L	39-59	
1945-1946	L	33-42	
1946-1947	L	45-56	
1946-1947	W	40-34	
1950-1951	W	46-43	
1952-1953	L	64-81	
1952-1953	L	66-70	
1960-1961	H	L	60-64
12/11/78	H	W	91-70
12/15/79	A	L	79-84
12/08/89	A	L	90-104

COLO.-COLORADO SPRINGS (2-0)

H: 2-0			
11/20/98	H	W	82-61
11/25/00	H	W	68-61

COLORADO COLLEGE (3-0)

1933-1934	W	44-23
1937-1938	W	57-34
1937-1938	W	62-52

COLORADO STATE (57-36)

H: 17-6; A: 7-17; N:1-0		
1925-1926	W	39-23
1925-1926	W	48-22
1925-1926	W	40-27
1934-1935	W	54-34
1934-1935	W	47-35
1934-1935	L	42-45
1938-1939	W	44-37
1938-1939	W	52-34
1939-1940	L	52-56
1939-1940	W	58-42
1940-1941	W	34-27
1940-1941	L	31-40
1941-1942	W	47-34
1941-1942	W	41-26
1945-1946	L	36-43
1945-1946	W	35-34
1946-1947	W	55-38

1946-1947		W	43-35
1947-1948		W	64-45
1947-1948		L	51-65
1948-1949		W	50-43
1948-1949		W	64-52
1948-1949		L	55-57
1948-1949		L	62-63
1949-1950		W	58-43
1949-1950		W	38-33
1949-1950		W	48-46
1949-1950		W	49-36
1949-1950		W	54-48
1950-1951		W	63-62
1950-1951		L	59-60
1950-1951		W	50-49
1950-1951		L	64-67
1951-1952		W	46-41
1951-1952		W	85-69
1952-1953		L	76-78
1952-1953		W	74-61
1953-1954		L	60-68
1953-1954		W	64-58
1954-1955		W	75-65
1954-1955		W	72-66
1955-1956		W	79-58
1955-1956		W	84-80
1956-1957		L	72-89
1956-1957		L	65-67
1957-1958	H	L	62-84
1957-1958	A	L	56-74
1958-1959	A	W	88-77
1958-1959	H	W	81-74
1959-1960	H	W	73-65
1959-1960	A	L	60-68
1960-1961	A	L	44-81
1961-1962	H	W	69-59
1961-1962	A	W	77-70
1962-1963	H	W	75-68
1962-1963	A	L	60-67
01/24/64	H	W	85-70
02/15/64	A	W	85-84
01/16/65	H	L	78-89
02/20/65	A	L	75-89
01/15/66	H	L	63-72
02/25/66	A	L	64-74
01/21/67	H	W	83-70
02/25/67	A	L	75-80
01/20/68	A	L	74-80
02/17/68	H	W	96-75
01/04/69	H	W	83-73
02/17/69	A	L	60-90
01/22/70	A	L	66-80
12/30/71	A	L	68-81
02/28/72	H	W	93-84
11/24/72	H	W	63-54
01/13/73	A	L	70-87
12/17/73	H	W	74-67
01/09/74	A	L	61-63
12/13/74	H	W	71-70
01/16/75	A	W	76-71
12/20/75	H	W	87-81
01/14/76	A	W	72-62
11/29/76	H	W	58-57
02/21/77	A	L	67-75
11/28/77	H	W	83-66
02/20/78	A	L	62-63
12/03/93	A	L	65-78
12/14/96	H	L	59-62
01/03/98	A	L	59-68
12/05/98	H	L	61-64
01/15/14	H	W	57-50
02/11/14	A	W	71-62
03/12/14	N	W	73-69
03/07/15	H	L	70-75
01/16/16	A	W	96-92
02/17/16	H	W	72-73



RESULTS VS. ALL-TIME OPPONENTS



COMBINED TEAMS (1-0)

1932-1933 W 78-19

CONNECTICUT (0-1)

N: 0-1
03/17/00 N L 67-75

CREIGHTON (2-2)

H: 2-0; A: 0-2
1962-1963 H W 69-68
12/14/64 A L 91-96*
02/28/66 A L 79-86
01/14/67 H W 124-96

DAYTON (0-1)

A: 0-1
1957-1958 A L 47-66

DEAF AND BLIND (1-1)

1903-1904 W 24-8
1905-1906 L 19-22

DELAWARE (1-0)

A: 1-0
12/27/69 A W 80-66

DENVER (54-37)

H: 19-4; A: 13-10
1922-1923 W 67-36
1922-1923 W 59-37
1937-1938 W 75-48
1938-1939 W 64-47
1938-1939 W 54-39
1939-1940 W 36-27
1939-1940 L 46-56
1940-1941 L 44-45
1940-1941 L 34-43
1941-1942 W 34-18
1941-1942 L 39-54
1944-1945 W 80-53
1944-1945 W 72-53
1945-1946 L 37-45
1945-1946 W 62-35
1946-1947 W 45-44
1947-1948 L 51-59
1947-1948 L 54-71
1948-1949 L 50-52
1948-1949 W 57-48
1948-1949 L 57-59
1948-1949 L 54-83
1949-1950 L 39-60
1949-1950 L 51-56
1949-1950 W 59-47
1949-1950 W 52-44
1949-1950 L 50-53
1950-1951 L 48-63
1950-1951 L 63-65
1950-1951 L 51-56
1950-1951 W 66-60
1950-1951 L 73-80
1951-1952 L 46-62
1951-1952 W 82-60
1952-1953 W 83-73
1952-1953 W 69-62
1953-1954 L 60-65
1953-1954 W 67-55
1954-1955 W 65-64
1954-1955 L 73-77
1955-1956 W 76-74
1955-1956 L 80-110
1956-1957 L 66-69
1956-1957 W 64-60
1957-1958 H W 72-68
1957-1958 A L 68-74
1958-1959 A L 68-80
1958-1959 H W 88-71
1959-1960 H W 99-69
1959-1960 A W 76-71
1960-1961 A L 61-67

1960-1961 H L 72-77
1961-1962 H W 83-79
1961-1962 A W 82-64
1962-1963 H W 88-62
1962-1963 A W 74-70
02/03/64 H W 75-56
02/17/64 A W 74-72
02/08/65 H W 91-62
02/08/66 A W 67-66
01/13/66 H L 72-79
02/26/66 A L 81-100
02/06/67 H W 97-83
02/09/67 A W 82-81
01/18/68 A L 80-100
02/24/68 H W 98-96
12/11/68 A W 81-79
01/16/69 H W 102-87
02/22/69 H W 94-78
02/14/70 H W 104-77
02/19/70 A L 73-78
01/09/71 H W 82-73
02/15/71 A L 74-96
02/12/72 H W 97-74
03/02/72 A L 85-94
02/03/73 A W 91-84
02/10/73 H L 83-95
01/28/74 H W 88-87
02/23/74 A L 92-98
01/25/75 A W 114-89
02/08/75 H W 87-81
01/29/76 H W 100-90
02/19/76 A W 94-93*
01/20/77 H W 94-81
02/22/77 A W 88-77
02/03/78 H W 86-66
02/18/78 A W 82-72
12/01/10 A W 61-53
11/30/11 H L 67-54
01/19/13 A L 57-68
02/14/13 H L 60-63

DENVER ATHLETIC CLUB (2-0)

1933-1934 W 57-51
1934-1935 W 59-55

DEPAUL (1-0)

A: 1-0
12/15/73 A W 102-93

DESERET NEWS (1-0)

1930-1931 W 87-42

DETROIT (1-1)

A: 1-1
1960-1961 A L 68-70
12/28/88 A W 80-50

DOANE COLLEGE (1-0)

H: 1-0
11/30/73 H W 93-69

DRAKE (2-1)

A: 1-1; N: 1-0
1959-1960 A L 73-83
11/30/02 A W 73-61
11/18/06 N W 92-74

DUKE (0-1)

A: 0-1
11/29/15 A L 52-85

DUQUESNE (0-1)

1947-1948 L 43-65

EAST CENTRAL OKLAHOMA (1-0)

H: 1-0
01/08/81 H W 107-63

EAST HIGH SCHOOL (1-0)

1916-1917 W 30-19

EASTERN KENTUCKY (0-1)

A: 0-1
12/30/75 A L 69-76

EASTERN OREGON (1-0)

1941-1942 W 56-42

EASTERN WASHINGTON (2-2)

1952-1953 L 69-71
1953-1954 W 98-47
1955-1956 L 62-85
1956-1957 W 68-55

ECKER STUDIO COLLEGE (2-3)

1937-1938 L 55-59
1937-1938 W 63-45
1937-1938 L 56-59
1937-1938 L 57-62
1938-1939 W 61-35

EMPORIA STATE (0-1)

1948-1949 L 63-73

EVANSVILLE (2-0)

H: 1-0; A: 1-0
12/11/67 H W 116-88
01/01/72 A W 90-89

FACULTY (0-1)

1916-1917 L 14-52

FARLEIGH DICKINSON (1-0)

H: 1-0
01/03/78 H W 79-44

FIELDING HS (IDAHO) (1-0)

1910-1911 W 44-11

FLORIDA (0-1)

A: 0-1
11/22/99 A L 58-60

FLORIDA STATE (0-1)

A: 0-1
11/19/97 A L 55-66

FORDHAM (1-0)

A: 1-0
12/22/86 A W 93-88*

FORT DOUGLAS (3-0)

1903-1904 W 18-9
1942-1943 W 83-24
1944-1945 W 64-40

FORT LEWIS (1-0)

H: 1-0
11/21/03 H W 86-54

FRESNO PACIFIC (1-0)

H: 1-0
12/30/97 H W 69-51

FRESNO STATE (32-24)

H: 22-7; A: 8-16; N: 2-1
12/02/63 H W 102-71
12/16/66 H W 76-64
12/21/70 H W 92-69
12/19/74 A L 77-79
12/01/77 H W 60-50
01/09/79 H W 56-49
01/14/79 A W 64-62
03/02/79 N W 81-74
01/10/80 H W 78-65
01/15/81 H L 62-79
02/28/81 A L 58-82

03/06/81 N L 57-71
01/16/82 A L 50-71
02/27/82 H L 61-73
01/20/83 A L 62-66
02/03/83 H W 65-57
01/30/84 H W 60-58
02/25/84 A L 62-83
01/23/85 H L 75-76
02/21/85 A L 58-76
01/23/86 A L 64-70
02/20/86 H W 78-66
01/15/87 A L 68-70
02/21/87 H W 68-65
01/04/88 A W 90-68
03/03/88 H W 82-69
01/03/89 H L 72-76
03/04/89 A L 59-69
01/20/90 A W 68-65
01/19/90 H W 89-83
01/19/91 H W 91-69
02/14/91 A L 86-107
01/04/92 A W 88-83
03/07/92 H W 70-62
12/10/98 A L 77-82
01/04/99 H W 83-66
01/07/06 A L 96-99**
03/02/06 H W 87-77
01/06/07 A L 70-79
03/03/07 H L 66-71
02/07/08 A W 77-72
03/03/08 H W 79-66
01/25/09 H W 65-61
01/31/09 A W 83-77*
03/12/09 N W 85-68
01/21/10 A W 69-43
03/01/10 H W 76-39
01/15/11 A W 52-39
02/12/11 H W 71-55
01/05/12 H W 72-53
02/04/12 V L 54-60
02/22/14 H L 76-79
01/07/15 A L 52-61
02/21/15 H W 85-79
02/20/16 A L 68-75
03/05/16 H L 85-86

GEORGE WASHINGTON (0-1)

A: 0-1
12/09/89 A L 76-83

GEORGETOWN (0-1)

AWAY: 0-1
12/04/10 A L 51-68

GEORGIA (0-1)

AWAY: 0-1
12/18/85 A L 74-99

GEORGIA SOUTHERN (1-0)

N: 1-0
11/18/04 N W 71-61

GEORGIA TECH (1-0)

A: 1-0
1960-1961 A W 67-62

GILA COLLEGE (1-0)

1931-1932 W 52-33

GONZAGA (4-1)

H: 1-0
1952-1953 L 72-83
1952-1953 W 83-64
1952-1953 W 67-65
1955-1956 W 92-91
12/10/70 H W 80-74

GRAMBLING STATE (1-0)

H: 1-0
12/05/86 H W 100-80

HAMLIN (0-1)

1950-1951 L 64-82

HANCOCK OIL (0-1)

1932-1933 L 36-44

HASTINGS COLLEGE (1-0)

1937-1938 W 61-37

HAWAII (14-4)

H: 8-1; A: 4-3; N: 1-0
1946-1947 W 51-37
01/26/67 H W 106-64
03/17/04 H L 74-85
12/17/05 A L 59-69
01/30/06 H W 63-52
01/29/07 A L 61-69
02/14/07 H W 58-50
03/08/07 N W 73-70
01/03/08 H W 86-80
02/16/08 A L 66-71
01/24/09 A W 67-51
02/26/09 H W 82-62
01/11/10 H W 98-54
02/25/10 A W 61-50
12/29/10 H W 74-66
01/29/11 A W 89-84**
01/26/12 H W 77-72
03/03/12 A W 61-60

HAWAII-HILO (2-0)

A: 2-0
11/26/95 A W 103-86
12/01/02 A W 71-60

HOUSE OF DAVID (2-0)

1932-1933 W 53-36
1932-1933 W 62-46

HOUSTON (1-1)

A: 1-1
1961-1962 A L 46-51
01/31/70 A W 91-84

HOUSTON BAPTIST (2-0)

H: 2-0
02/24/73 H W 97-78
12/30/08 H W 94-77

HOWARD (1-0)

H: 1-0
12/29/08 H W 85-45

HUMBOLDT STATE (1-0)

H: 1-0
12/07/96 H W 69-50

IDAHO (37-14)

H: 18-1; A: 16-8; N: 1-0
1945-1946 L 33-55
1948-1949 W 38-37
1950-1951 L 53-69
1954-1955 L 88-90
1955-1956 L 71-76
1956-1957 L 50-64
1956-1957 W 61-58
1957-1958 A L 63-64
1957-1958 A L 66-75
1958-1959 A W 64-63
1958-1959 A W 69-60
1959-1960 A L 56-57
1959-1960 A W 73-61
12/04/65 A L 85-88
12/05/66 H W 89-74
01/12/97 A W 55-52

QUICK FACTS

OUTLOOK

AGGIE BIOS

COACHES

OPPONENTS

SEASON REVIEW

RECORDS

UNIVERSITY



RESULTS VS. ALL-TIME OPPONENTS



02/20/97	H	W	69-58
01/24/98	H	W	68-66
02/19/98	A	W	59-50
01/23/99	A	L	58-77
02/18/99	H	W	68-67
01/30/00	A	W	67-60
03/02/00	H	W	73-52
01/06/01	A	W	80-58
01/27/01	H	W	71-57
01/26/02	A	W	57-46
02/23/02	H	W	65-56
03/07/02	N	W	61-41
02/01/03	A	W	60-56
03/01/03	H	L	51-52
01/03/04	H	W	69-56
03/05/04	A	W	64-60
12/23/04	A	L	62-69
03/04/05	H	W	65-43
01/14/06	H	W	83-58
02/15/06	A	W	80-42
01/15/07	H	W	74-56
02/10/07	A	W	75-66
01/19/08	H	W	79-64
03/08/08	A	W	78-58
01/05/09	H	W	70-61
02/12/09	A	W	62-53
01/23/10	A	W	60-48
02/03/10	H	W	80-62
02/09/11	A	L	56-54
02/26/11	H	W	84-68
01/21/12	A	L	54-57
02/24/12	H	W	67-50
03/17/12	H	W	76-56
01/05/13	H	W	82-75
01/31/13	A	W	77-67

IDAHO ALL-STARS (1-0)

1926-1927	W	46-22
-----------	---	-------

IDAHO COLLEGE (1-0)

1926-1927	W	66-16
-----------	---	-------

IDAHO SOUTHERN (4-1)

1944-1945	W	51-43
1944-1945	L	49-54
1945-1946	W	47-32
1945-1946	W	49-39
1946-1947	W	51-31

IDAHO STATE (38-13)

H: 17-2; A: 7-4		
1942-1943	W	66-41
1942-1943	W	52-46
1947-1948	W	49-42
1948-1949	W	47-39
1949-1950	W	65-55
1949-1950	W	72-43
1950-1951	W	67-54
1950-1951	W	69-54
1951-1952	W	51-50
1951-1952	L	53-62
1952-1953	W	62-50
1952-1953	L	48-63
1953-1954	L	44-53
1953-1954	L	66-74
1954-1955	L	67-71
1954-1955	W	66-58
1955-1956	W	68-64
1955-1956	W	69-58
1956-1957	L	60-66
1956-1957	L	60-68
1957-1958	A	65-62
1959-1960	H	86-67
1961-1962	A	67-63
1961-1962	H	86-71
12/01/64	H	W 107-60
03/03/73	H	W 83-78
01/26/74	A	L 78-82
01/11/75	H	W 89-70

01/03/76	A	L	74-82
01/11/77	H	L	84-86
01/12/78	H	W	75-73
02/14/78	A	L	81-84
12/13/79	H	W	87-77
12/30/80	A	L	69-74
12/30/81	H	L	70-74
12/11/82	H	W	60-54
12/21/84	A	W	94-85
12/29/94	H	W	67-62
11/29/00	A	W	59-55
11/28/01	H	W	64-59
12/29/01	H	W	74-56
12/28/02	H	W	66-59
12/13/03	A	W	73-62
12/01/06	H	W	83-46
12/20/08	A	W	67-57
11/24/09	H	W	77-44
12/21/10	H	W	71-48
11/26/11	A	W	75-62
11/10/12	H	W	56-48
12/19/14	H	W	69-56
12/22/15	H	W	69-58

ILLINOIS (0-2)

A: 0-1		
1953-1954	L	61-88
12/07/85	A	L 64-115

ILLINOIS STATE (4-3)

H: 2-0; A: 2-3		
12/16/83	A	L 74-80
03/16/95	A	L 87-93*
11/23/02	A	W 68-53
11/29/03	H	W 89-84
03/19/08	A	L 57-61
02/23/13	H	W 80-71
11/16/14	A	W 60-55

INDIANA (0-2)

A: 0-2		
12/20/76	A	L 71-79
12/29/88	A	L 61-73

INDIANA STATE (1-0)

H: 1-0		
11/25/72	H	W 97-96*

IONA COLLEGE (0-1)

A: 0-1		
12/01/78	A	L 61-73

IOWA (1-2)

A: 1-1		
1949-1950	L	60-62
03/18/83	A	L 59-64
11/24/07	A	W 75-62

IOWA STATE (2-2)

H: 1-0; A: 1-1		
1950-1951	L	41-52
1959-1960	A	W 71-66
1962-1963	H	W 87-52
12/16/63	A	L 68-77

IPFW (1-1)

H: 1-0; A: 0-1		
12/07/04	A	L 59-64
12/21/06	H	W 77-63

ITALIAN ATHLETIC CLUB (0-1)

1934-1935	L	26-32
-----------	---	-------

JACKSON STATE (1-1)

H: 1-0; A: 0-1		
12/07/02	A	L 57-63
12/18/03	H	W 67-42

JACKSONVILLE (0-1)

A: 0-1		
12/19/81	A	L 82-89

JAMES MADISON (1-0)

H: 1-0		
01/14/78	H	W 102-66

KANSAS (2-5)

H: 0-1; A: 0-1; N: 0-1		
1935-1936	L	37-39
1935-1936	W	42-37
1935-1936	W	50-33
1950-1951	L	38-59
12/02/67	A	L 55-84
12/20/68	H	L 61-67
03/20/03	N	L 61-64

KANSAS STATE (0-5)

H: 0-1; A: 0-1; N: 0-1		
1949-1950	L	45-70
1950-1951	L	56-66
12/31/87	H	L 69-81
11/30/88	A	L 67-86
03/17/11	N	L 68-73

KEARNS (0-1)

1944-1945	L	48-50
-----------	---	-------

KENT STATE (3-0)

H: 3-0		
1960-1961	H	W 83-62
12/18/71	H	W 68-61
12/22/11	H	W 81-62

KENTUCKY (0-1)

A: 0-1		
1957-1958	A	L 64-92

KENTUCKY WESLEYAN (1-1)

A: 1-0		
1955-19 56	L	73-84
1958-1959	A	W 96-86

KURLEY KILLOWATTS (1-0)

1938-1939	W	92-16
-----------	---	-------

LAFAYETTE COLLEGE (1-0)

H: 1-0		
12/30/98	H	W 85-67

LAMAR (1-0)

A: 1-0		
12/10/83	A	W 59-58

LAMBUTH COLLEGE (1-0)

1934-1935	W	67-32
-----------	---	-------

LASALLE (2-1)

H: 1-0; A: 1-1		
02/28/64	A	L 85-90
01/27/66	H	W 709-97
12/28/79	A	W 89-88

LAWRENCE TECH (2-1)

1947-1948	W	62-58
1949-1950	W	69-59
1951-1952	L	62-71

LDS BUSINESS COLLEGE (1-9)

1905-1906	L	14-17
1905-1906	L	14-26
1906-1907	L	7-55
1906-1907	L	6-26
1907-1908	L	12-33
1907-1908	L	16-24
1908-1909	L	16-34
1908-1909	L	18-40
1909-1910	W	19-14

1912-1913	L	28-32
-----------	---	-------

LEWIS-CLARK STATE (4-0)

H: 4-0		
12/18/93	H	W 66-53
12/28/94	H	W 86-62
12/02/95	H	W 61-57
11/26/05	H	W 102-65

LINCOLN ATHLETIC CLUB (1-0)

1924-1925	W	80-11
-----------	---	-------

LOGAN COACHES (1-0)

1920-1921	W	37-15
-----------	---	-------

LOGAN ELKS (2-0)

1934-1935	W	40-19
1934-1935	W	48-30

LOGAN MARINES (1-0)

1942-1943	W	57-38
-----------	---	-------

LONG BEACH ATHLETIC CLUB (0-2)

1931-1932	L	23-40
1931-1932	L	29-32

LONG BEACH STATE (33-22)

H: 21-4; A: 10-17; N: 2-1		
01/18/79	H	W 95-84
02/15/79	A	L 88-92*
01/19/80	A	W 100-92*
02/14/80	H	W 96-90
02/05/81	A	L 78-79
02/14/81	H	W 105-91
01/21/82	H	W 90-82
02/19/82	A	L 54-73
01/27/83	A	W 77-74
03/05/83	H	W 81-76
01/21/84	A	W 94-69
02/16/84	H	W 80-70
02/06/85	H	W 86-59
02/28/85	H	W 105-95
02/06/86	H	W 119-95
02/27/86	A	L 92-98*
01/05/87	H	L 91-94*
01/29/87	A	L 66-93
01/07/88	H	W 86-81
02/06/88	A	W 82-75
01/10/89	A	L 69-74
02/02/89	A	W 70-62
01/25/90	H	L 78-79
02/24/90	A	L 74-82
03/09/90	N	L 68-86
01/24/91	A	L 78-89
02/23/91	H	W 90-80
01/18/92	A	L 72-87
02/13/92	H	W 76-75
01/16/93	H	L 59-65
02/11/93	A	L 64-76
01/08/93	A	L 70-89
02/17/94	H	W 80-76*
01/19/95	H	W 87-67
02/04/95	A	L 50-62
01/18/96	A	L 73-80
02/17/96	H	L 50-71
03/09/96	N	W 86-73
02/08/97	A	L 58-71
01/10/98	H	W 69-55
03/06/98	N	W 65-56
01/09/99	A	L 55-64
02/12/00	A	W 71-63
01/11/01	H	W 76-60
02/17/01	A	L 56-71
01/12/02	H	W 70-66
02/07/02	A	W 60-53
01/18/03	A	W 63-55
02/15/03	H	W 95-61
01/31/04	H	W 84-46
02/26/04	A	W 67-47
01/29/05	A	W 75-44
02/24/05	H	



RESULTS VS. ALL-TIME OPPONENTS



MARYLAND (0-1)

N: 0-1
03/12/98 N L 68-82

MACMILLAN RING-FREE OIL CO. (1-0)

1934-1935 W 50-38

MERCER (1-1)

H: 1-1
12/28/99 H W 74-55
03/28/12 H L 67-70
MESA STATE (1-0)
H: 1-0
02/10/76 H W 96-79

MIAMI (OHIO) (1-0)

1952-1953 W 79-78

MICHIGAN (0-1)

A: 0-1
03/13/07 A L 58-68

MICHIGAN STATE (2-0)

H: 1-0; A: 1-0
1962-1963 H W 102-87
12/19/80 A W 74-70

MIDDLE TENNESSEE (1-1)

H: 1-0; A: 0-1
11/21/05 A L 59-60
12/05/05 H W 79-61

MIDWESTERN STATE (2-0)

H: 2-0
12/03/77 H W 95-55
11/26/82 H W 99-77

MINNESOTA (3-1)

H: 1-0; A: 2-1
12/19/64 A L 69-88
12/23/65 H W 97-72
12/29/67 A W 73-65
11/17/97 A W 75-64

MINT CAFÉ (1-0)

1938-1939 W 50-22

MISSISSIPPI STATE (1-2)

H: 1-0; A: 0-2
12/31/11 A L 64-66
11/23/13 H W 87-68
11/22/14 A L 63-71

MISSISSIPPI VALLEY STATE (1-0)

H: 1-0
12/28/95 H W 80-63

MISSOURI (1-1)

H: 1-0; A: 0-1
12/23/67 H W 87-81
12/02/68 A L 87-97

MISSOURI STATE (1-0)

A: 1-0
12/01/15 A W 69-68

MONTANA (28-14)

H: 8-1; A: 5-5
1913-1914 W 74-31
1938-1939 W 45-36
1938-1939 W 44-32
1942-1943 L 44-48
1942-1943 L 43-44
1945-1946 W 37-36
1947-1948 W 63-58
1947-1948 L 64-68
1947-1948 L 65-78
1948-1949 W 75-67
1950-1951 W 67-59

1951-1952 L 72-74
1951-1952 W 72-68
1952-1953 W 87-78
1952-1953 L 61-76
1953-1954 W 70-66
1953-1954 W 85-56
1954-1955 W 86-61
1954-1955 W 79-70
1955-1956 L 60-62
1955-1956 W 73-67
1956-1957 W 80-79
1956-1957 L 67-78
1957-1958 A L 47-59
1957-1958 H L 75-77
1958-1959 H W 75-59
1958-1959 A W 81-79
1959-1960 A W 89-63
1959-1960 H W 89-63
1960-1961 H W 58-57
1960-1961 A L 58-66
1961-1962 A W 62-57
1961-1962 H W 66-62
1962-1963 A W 84-58
1962-1963 H W 85-67
01/18/64 A W 98-70
02/24/64 H W 103-81
03/15/75 A L 63-69
11/28/75 H W 66-62
02/08/77 A L 67-73
02/27/78 H W 89-68
12/03/81 A L 46-61

MONTANA MINES (4-0)

1921-1922 W 36-17
1923-1924 W 26-17
1923-1924 W 29-11
1929-1930 W 38-22

MONTANA STATE (76-40)

H: 12-3; A: 8-4
1913-1914 W 59-33
1917-1918 W 43-11
1917-1918 W 37-9
1918-1919 W 29-17
1918-1919 W 50-11
1920-1921 W 58-24
1920-1921 W 35-14
1921-1922 W 47-24
1921-1922 W 49-33
1922-1923 W 42-27
1922-1923 W 40-30
1923-1924 W 24-21
1923-1924 L 12-19
1924-1925 W 38-37
1924-1925 L 23-27
1925-1926 W 35-30
1925-1926 W 40-23
1925-1926 W 61-44
1925-1926 L 26-38
1926-1927 L 29-35
1926-1927 L 24-40
1926-1927 W 40-34
1926-1927 L 42-44
1927-1928 L 39-57
1927-1928 W 47-44
1927-1928 L 42-55
1927-1928 L 35-39
1928-1929 L 38-57
1928-1929 W 47-43
1928-1929 L 29-53
1928-1929 L 25-69
1929-1930 L 44-53
1929-1930 L 37-62
1929-1930 W 41-34
1929-1930 W 48-40
1929-1930 W 40-35
1929-1930 L 40-43
1929-1930 W 37-29
1930-1931 W 33-29

1930-1931 W 31-29
1930-1931 W 50-49
1930-1931 W 45-31
1931-1932 W 48-26
1931-1932 L 20-29
1931-1932 L 31-33
1931-1932 L 26-37
1932-1933 W 42-33
1932-1933 L 42-57
1932-1933 W 50-19
1933-1934 W 39-33
1933-1934 W 42-34
1933-1934 W 31-29
1933-1934 W 34-26
1934-1935 W 50-31
1934-1935 W 46-40
1934-1935 W 57-41
1934-1935 L 56-60
1935-1936 L 33-37
1935-1936 W 37-34
1935-1936 W 74-37
1935-1936 W 58-42
1936-1937 L 35-40
1936-1937 W 42-41
1936-1937 L 35-40
1936-1937 L 42-54
1942-1943 W 47-38
1942-1943 L 39-42
1944-1945 L 40-41
1944-1945 W 68-30
1946-1947 W 54-50
1947-1948 L 58-66
1947-1948 L 50-57
1947-1948 W 42-36
1948-1949 W 64-37
1949-1950 W 65-56
1949-1950 W 64-54
1950-1951 W 70-62
1951-1952 L 60-79
1951-1952 L 53-57
1952-1953 W 76-74
1952-1953 W 66-60
1953-1954 L 60-70
1953-1954 W 77-66
1954-1955 W 78-61
1954-1955 W 78-74
1955-1956 W 64-59
1955-1956 L 81-85
1956-1957 L 83-100
1956-1957 W 78-73
1957-1958 H L 66-75
1957-1958 H W 82-70
1962-1963 H W 79-72
1962-1963 H W 85-66
02/07/64 A W 77-73*
02/08/64 A W 88-80
02/25/65 H W 98-71
03/04/65 A L 69-71
12/01/65 H W 102-68
02/05/66 A W 91-72
12/03/66 H W 89-78
03/02/67 A W 84-83
12/06/67 H W 88-80
01/29/68 A W 95-87
12/14/68 H L 85-90
02/10/69 A L 76-86
01/11/71 A W 86-70
02/01/71 H W 98-68
02/07/72 A W 87-86
02/21/72 H W 100-76
03/04/75 H W 95-69
01/16/76 A L 69-74
02/06/78 H W 93-77
12/05/81 A L 51-55
11/17/01 A W 66-51
12/04/01 H W 60-55
03/13/02 H L 69-77

MSU NORTHERN (1-0)

H: 1-0
11/14/08 H W 71-50

MONTANA TECH (3-0)

H: 3-0
12/02/92 H W 80-49
12/09/00 H W 72-29
2/14/12 H W 70-58

MONTANA-WESTERN (2-0)

H: 2-0
11/12/07 H W 77-58
02/16/11 H W 100-66

MOREHEAD STATE (2-0)

H: 2-0
12/15/65 H W 90-63
12/21/09 H W 79-72

MT. ST. CHARLES (6-1)

1921-1922 W 38-15
1927-1928 W 43-30
1927-1928 W 47-34
1928-1929 W 60-33
1928-1929 W 41-27
1928-1929 W 37-28
1928-1929 L 34-44

MURRAY STATE (2-0)

A: 2-0
12/06/85 A W 75-74
12/11/87 A W 74-57

NEBRASKA (0-2)

A: 0-2
1960-1961 A L 60-65
03/08/78 A L 66-67

NEVADA (35-17)

H: 18-4; A: 14-13; N: 1-0
1935-1936 A W 48-33
1937-1938 H W 65-37
1938-1939 A W 43-36
1951-1952 A W 51-50
1953-1954 W 65-63
1953-1954 W 81-65
12/14/64 H W 101-80
01/26/73 A W 94-88
01/10/74 H W 91-75
01/20/78 A L 65-73
12/10/79 H W 113-95
01/03/93 A W 84-61
03/06/93 H L 87-97
01/29/94 A L 55-65
03/05/94 H W 71-59
01/28/95 H W 73-57
02/25/95 A L 75-90
01/08/96 A W 75-71*
02/03/96 H W 72-62
03/08/96 A W 70-65
01/02/97 H W 68-59
01/25/97 A L 59-72
02/05/98 H W 74-52
02/14/98 A L 62-73
02/06/99 A L 70-79
02/13/99 H W 66-60
02/10/00 H W 69-54
02/17/00 A W 62-53
03/10/00 A W 69-64
01/23/06 A W 59-53
02/25/06 H L 57-75
03/11/06 A L 63-70*
01/27/07 A L 62-79
03/01/07 H W 79-77*
03/09/07 N W 79-77
02/02/08 H W 77-63
02/11/08 A L 80-85
01/29/09 H W 72-61
02/28/09 A L 71-84

03/14/09 A W 72-62
01/13/10 A W 79-72*
02/06/10 H W 76-65
01/08/11 A W 81-67
02/02/11 H W 67-45
01/07/12 H L 78-71
02/02/12 A L 52-53
01/11/14 A L 62-54
02/05/14 H W 83-75
01/20/15 A W 70-54
02/10/15 H W 75-62
01/30/16 H L 84-89
02/24/16 A L 68-73

NEW MEXICO (21-8)

H: 5-2; A: 6-3
1951-1952 W 68-51
1951-1952 W 62-58
1952-1953 W 76-70
1952-1953 L 91-99
1953-1954 L 74-97
1953-1954 W 65-55
1954-1955 W 89-63
1954-1955 W 79-68
1955-1956 W 75-62
1955-1956 L 63-74
1956-1957 W 84-73
1956-1957 W 69-61
1957-1958 H W 60-46
1957-1958 A W 78-68
1958-1959 A W 81-72
1958-1959 H W 93-72
1959-1960 H W 86-59
1959-1960 A W 103-72
1960-1961 A L 68-75
1960-1961 H W 108-78
1961-1962 H W 76-64
1961-1962 A W 88-77
12/29/79 A W 117-83
01/28/14 H L 78-65
02/25/14 A L 67-58
01/10/15 H L 60-66
02/07/15 A W 63-60
01/09/16 A L 59-77
02/09/16 H W 80-72

NEW MEXICO STATE (36-30)

H: 23-8; A: 10-20; N: 3-2
1960-1961 H W 74-65
1962-1963 A W 78-48
12/20/63 H W 115-75
02/07/70 H L 90-95
02/28/70 A L 92-104
02/06/71 A L 90-93
02/27/71 H W 77-67
02/05/72 H L 92-102
02/26/72 A L 88-108
01/19/84 A L 94-95*
02/18/84 H W 95-88
03/08/84 N W 79-77
02/09/85 A W 80-79
03/02/85 H W 105-95
02/08/86 H W 63-55
03/01/86 A W 65-63
03/06/86 N L 71-74
01/03/87 H W 77-69
01/31/87 A L 82-85
01/09/88 H W 53-52
02/04/88 A W 78-77
01/08/89 A W 69-66
02/04/89 H W 92-71
01/27/90 H L 73-81
02/22/90 A L 84-103
01/26/91 A L 66-86
02/21/91 H L 75-83
02/10/92 A L 69-75
02/19/92 H W 85-78*
02/01/93 H L 64-76
02/25/93 A L 60-82
01/20/94 A L 71-82
02/05/94 H W 69-68

QUICK FACTS

OUTLOOK

AGGIE BIOS

COACHES

OPPONENTS

SEASON REVIEW

RECORDS

UNIVERSITY



RESULTS VS. ALL-TIME OPPONENTS



02/13/95	H	L	100-104**
02/18/95	A	W	75-63
01/29/96	A	W	70-60
02/22/96	H	W	76-69
01/18/97	H	W	71-68
02/27/97	A	L	63-89
01/31/98	A	L	69-74
02/26/98	H	W	84-82*
01/30/99	H	W	61-54
02/25/99	A	L	52-55
02/05/00	H	W	66-51
02/24/00	A	W	70-66
03/11/00	N	W	71-66
12/30/03	H	W	73-57
02/02/06	A	L	86-93
02/11/06	H	L	77-83
02/05/07	H	W	75-63
02/22/07	A	L	73-76
03/10/07	A	L	70-72
01/12/08	H	W	74-62
01/26/08	A	L	70-100
01/10/09	A	W	77-67
02/05/09	H	W	78-59
03/13/09	N	W	71-70
01/02/10	A	L	52-55
03/06/10	H	W	81-63
03/13/10	N	L	63-69
01/22/11	H	W	59-49
03/02/11	A	W	58-54
01/12/12	A	L	60-80
02/11/12	H	L	69-80
01/17/13	A	L	51-64
02/16/13	H	W	73-69

NEW ORLEANS (1-1)

H: 0-1; A: 1-0

02/21/75	A	W	96-90
02/28/76	H	L	75-79

NEW YORK (3-1)

A: 2-0

1952-1953		W	67-61
1953-1954		L	67-86
1960-1961	A	W	67-65
1960-1961	A	W	57-45

NIAGARA (1-0)

A: 1-0

1959-1960	A	W	75-65
-----------	---	---	-------

NICHOLLS STATE (1-0)

H: 1-0

12/20/12	H	W	79-72
----------	---	---	-------

NORFOLK STATE (1-0)

H: 1-0

12/29/98	H	W	84-71
----------	---	---	-------

NORTH CAROLINA STATE (0-1)

A: 0-1

11/30/86	A	L	82-94
----------	---	---	-------

NORTH DAKOTA (0-1)

1928-1929

	L		19-24
--	---	--	-------

NORTH DAKOTA STATE (1-0)

H: 1-0

12/23/15	H	W	76-62
----------	---	---	-------

NORTH TEXAS (8-1)

H: 4-0; A: 4-1

12/28/75	A	W	105-87
01/16/97	H	W	79-56
03/01/97	A	W	72-53
01/29/98	A	W	79-64
02/28/98	H	W	102-76
01/28/99	H	W	92-61
02/27/99	A	L	90-94
02/03/00	H	W	83-70
02/26/00	A	W	76-68

NORTHEASTERN (1-2)

H: 1-0; A: 0-1; N: 0-1

11/29/86	N	L	91-96
11/21/09	A	L	61-64
11/27/10	H	W	56-54

NORTHERN ARIZONA (3-1)

H: 2-0; A: 0-1

1951-52		W	85-70
11/30/99	A	L	52-64
12/09/99	H	W	80-58
12/21/07	H	W	78-62

NORTHERN COLORADO (5-1)

1925-26		W	39-23
1925-26		W	48-22
1925-26		W	40-27
1934-35		W	54-34
1934-35		W	47-35
1934-35		L	42-45

NORTHWESTERN (1-0)

N: 1-0

11/21/04	N	W	64-57
----------	---	---	-------

NORTHWESTERN STATE (1-1)

H: 1-0; A: 0-1

02/18/06	H	W	66-63
11/10/06	A	L	71-88

NOTRE DAME (0-2)

H: 0-1; A: 0-1

12/21/67	H	L	72-73
02/15/69	A	L	82-108

OAKLAND (1-0)

03/25/12	H	W	105-81
----------	---	---	--------

OCCIDENTAL COLLEGE (1-0)

1924-1925		W	38-20
-----------	--	---	-------

OGDEN BOOSTERS (1-0)

1933-1934		W	48-42
-----------	--	---	-------

OGDEN PIONEERS (1-0)

1940-1941		W	48-33
-----------	--	---	-------

OHIO (0-1)

A: 0-1

1958-1959	A	L	72-80
-----------	---	---	-------

OHIO STATE (3-2)

H: 2-0; A: 0-2; N: 1-0

1962-1963	A	L	50-62
12/28/63	H	W	79-66
12/01/70	H	W	95-89
12/06/71	A	L	60-71
03/15/01	N	W	77-68*

OKLAHOMA (0-1)

1938-1939		L	39-50
-----------	--	---	-------

OKLAHOMA CITY (2-0)

A: 2-0

1959-1960	A	W	75-59
1961-1962	A	W	80-71

OLD DOMINION (1-0)

A: 1-0

12/28/93	A	W	77-74
----------	---	---	-------

ONEIDA STAKE ACADEMY (8-2)

1911-1912		W	48-12
1911-1912		W	50-26
1912-1913		L	27-44
1912-1913		L	23-27
1913-1914		W	78-41
1913-1914		W	48-29
1915-1916		W	45-32

1916-1917		W	48-25
1916-1917		W	69-17
1917-1918		W	58-19

ORAL ROBERTS (6-1)

H: 3-0; A: 3-1

02/18/75	H	W	91-83
02/21/76	A	L	63-82
12/14/91	A	W	109-97
11/19/05	A	W	72-67*
12/20/05	H	W	65-64
02/17/07	A	W	71-65
12/29/07	H	W	76-55

OREGON (1-5)

A: 1-2

1935-1936		L	34-50
1949-1950		L	72-86
1950-1951		L	64-66
1957-1958	A	L	53-63
1957-1958	A	L	49-78
12/28/65	A	W	77-66

OREGON STATE (2-6)

H: 1-0; A: 1-0

1939-1940		L	38-39
1939-1940		L	39-41
1940-1941		L	26-43
1940-1941		L	34-39
1941-1942		L	30-45
1948-1949		L	38-52
12/01/75	H	#	66-81
12/13/75	A	#	64-80

Denotes a forfeit to USU

PACIFIC (44-24)

H: 28-3; A: 10-18; N: 4-3

1951-1952		W	64-54
1955-1956		W	71-64
1959-1960	H	W	77-67
1961-1962	H	W	77-64
12/07/64	H	W	98-74
12/30/72	H	W	102-82
12/07/74	H	W	87-73
01/26/76	A	L	61-62
01/11/79	A	L	82-86**
02/22/79	H	W	84-77
03/03/79	N	L	73-82
01/12/80	H	W	90-86
02/21/80	A	W	91-78
01/17/81	H	W	106-89
02/26/81	A	L	91-101
01/28/82	A	L	78-100
01/30/82	H	W	88-60
01/15/83	H	W	91-75
01/22/83	A	W	85-62
02/06/84	H	W	87-72
02/29/84	A	W	83-76
01/21/85	A	L	89-101
01/28/85	H	W	73-67
01/25/86	A	L	60-61
02/22/86	H	W	78-77
01/17/87	A	W	73-69
02/16/87	H	W	85-61
01/02/88	A	W	78-71
03/05/88	H	W	102-73
01/05/89	H	W	85-69
02/26/89	A	L	84-86
01/18/90	A	W	72-70*
02/17/90	H	W	66-63
01/17/91	H	W	74-64
02/16/91	A	L	92-100*
01/25/92	H	W	67-60
02/20/92	A	L	64-86
03/13/92	N	L	69-86
02/13/93	A	L	79-86
02/18/93	H	L	62-72
01/03/94	H	W	74-65
02/26/94	A	W	84-79*

01/07/95	A	W	58-57
03/04/95	H	W	74-64
01/13/96	H	W	73-71**
02/10/96	A	L	57-74
02/06/97	A	L	71-77*
03/08/97	N	L	54-71
01/08/98	H	W	70-62
03/08/98	A	W	78-63
01/07/99	A	L	73-84
02/19/00	H	W	64-55
03/09/00	N	W	64-41
01/13/01	H	W	73-59
01/25/01	A	W	62-51
03/10/01	N	W	50-38
12/22/01	H	W	81-71
02/28/02	A	L	51-55
03/08/02	N	W	69-65
02/04/03	A	L	54-66
03/08/03	H	W	75-70
01/15/04	H	W	66-51
02/14/04	A	L	60-64
01/13/05	A	L	66-73**
02/12/05	H	L	63-64
03/12/05	N	W	65-52
12/03/11	A	L	65-57
12/07/13	H	L	78-68

PACIFIC ATHLETIC CLUB (2-0)

1924-1925		W	39-13
1930-1931		W	49-34

PASADENA ATHLETIC CLUB (0-1)

1931-1932		L	36-38
-----------	--	---	-------

PASADENA MAJORS (2-1)

1932-1933		L	35-52
1933-1934		W	51-28
1933-1934		W	40-22

PENN ATHLETIC CLUB (0-1)

1936-1937		L	29-38
-----------	--	---	-------

PEPPERDINE (2-2)

H: 2-0; A: 0-1

1951-1952		L	53-71
1961-1962	A	L	71-75
12/02/66	H	W	76-51
12/01/69	H	W	113-82

PIGGLY WIGGLY OF LOGAN (1-0)

1932-1933		W	69-49
-----------	--	---	-------

PITTSBURGH (1-1)

1949-1950		W	54-50
1955-1956		L	81-84

PORTLAND (13-2)

H: 5-0; A: 6-2

1953-1954		W
-----------	--	---



RESULTS VS. ALL-TIME OPPONENTS



SAN FRANCISCO (3-8)

H: 1-2; A: 1-4

1935-1936	L	32-35
1946-1947	W	44-35
1947-1948	L	54-55
1963-1964	A L	58-64
12/23/64	A L	71-86
12/18/65	H L	66-76
12/27/68	A L	71-73
12/20/72	H L	77-82
12/23/86	A W	91-82
12/22/90	A L	79-87
12/29/03	H W	74-48

SAN FRANCISCO STATE (0-2)

H: 1-0

1951-1952	W	73-60
1961-1962	H W	90-60

SAN JOSÉ STATE (57-21)

H: 33-4; A: 19-13; N: 5-4

1935-1936	A W	40-36
1940-1941	A L	41-55
1948-1949	H L	41-61
1948-1949	H W	47-37
1951-1952	A L	54-59
1952-1953	H W	63-59
1952-1953	H L	55-69
1961-1962	H W	72-58
12/21/64	H W	86-73
12/19/67	H W	110-93
12/23/68	H W	84-83
01/25/79	A L	85-101
01/27/79	H W	84-69
03/01/79	N W	85-78
01/24/80	H W	95-92*
01/27/80	A L	67-69
02/29/80	N L	68-94
01/29/81	A L	64-68
01/31/81	H L	71-82
01/14/82	A L	49-56
02/25/82	H L	47-55
01/08/83	H W	77-68
02/10/83	A W	76-65
03/10/83	N L	66-80
01/28/84	A W	79-70
02/23/84	H W	68-60
01/19/85	H W	80-75
02/23/85	A L	76-83**
03/07/85	N L	56-92
01/18/86	H W	80-67
02/17/86	A L	69-81
02/14/87	H W	91-86*
02/26/87	A L	73-81
01/30/88	H W	114-85
02/28/88	A L	95-96
03/10/88	N W	80-72
01/28/89	H W	68-54
02/23/89	A W	70-62
01/13/90	H W	77-72
02/10/90	A W	88-83
02/02/91	H W	88-71
02/09/91	A W	69-62
01/23/92	H W	80-63
02/22/92	A W	84-79
01/26/93	A L	79-80*
02/20/93	H W	92-79
01/05/94	H W	57-48
02/24/94	A W	67-64
01/05/95	A W	71-62
03/02/95	H W	89-69
01/15/96	H W	60-58*
02/08/96	A L	65-68
03/10/96	N L	75-76*
01/05/06	A W	67-56
03/04/06	H W	61-58
03/09/06	N W	76-69
01/20/07	A W	57-56
02/03/07	H W	66-57

02/09/08	H W	78-73
02/18/08	A L	70-67
03/13/08	N W	85-65
01/22/09	A W	62-58
03/07/09	H W	89-77
01/30/10	H W	77-58
02/13/10	A W	81-65
12/31/10	H W	80-71
01/27/11	A W	84-65
03/11/11	N W	58-54
01/28/12	H W	82-65
03/01/12	A W	71-61
01/11/13	H W	66-60
02/08/13	A W	63-36
01/04/14	H W	86-67
03/01/14	A W	75-58
12/31/14	H W	61-33
02/18/15	A W	76-54
12/30/15	A W	80-71
2/27/16	H W	88-70

SANTA CLARA (6-3)

H: 3-1; A: 1-2; N: 2-0

12/19/51	H L	62-63
03/12/70	N W	69-68
12/30/74	H W	98-74
01/24/75	A L	52-56
11/17/00	N W	76-67
12/23/06	A L	75-77*
12/01/07	H W	71-65
11/28/12	A W	80-78
11/19/14	H W	60-54

SEATTLE (17-14)

H: 11-4; A: 6-9

1956-1957	L	59-66
1959-1960	A W	85-73
02/20/64	H L	94-96
1963-1964	A L	78-88
02/22/65	H W	71-67
12/03/65	A L	81-85
02/17/66	H W	84-74
01/16/67	H W	103-91
03/04/67	A W	77-76
01/13/68	H W	110-93
03/02/68	A L	67-69
12/05/68	H L	80-90
02/08/69	A L	66-68
01/10/70	H W	105-86
02/21/70	A W	82-81
01/16/71	H W	104-81
02/13/71	A W	99-85
12/20/71	A L	77-90
01/08/72	H L	66-70
12/04/72	A L	69-73
02/05/73	H W	108-82
12/03/73	H W	71-66
02/11/74	A L	57-64
12/09/74	H W	83-72
02/10/75	A W	63-61
12/15/75	A L	66-75
01/31/76	H L	73-79
12/17/11	H W	78-53
1/19/12	A L	66-73
01/03/13	H W	75-66
2/02/13	A W	77-67

SEATTLE PACIFIC (1-0)

H: 1-0

12/29/92	H W	88-76
----------	-----	-------

SETON HALL (0-1)

A: 0-1

12/18/81	A L	77-85
----------	-----	-------

SIMON FRASER (6-0)

H: 6-0

11/18/94	H W	97-67
11/18/95	H W	67-52
11/16/96	H W	75-39

11/14/97	H W	79-67
11/09/98	H W	96-79
11/13/99	H W	78-57

SOUTH CACHE HS (1-0)

1915-1916 W 36-10

SOUTH CAROLINA STATE (1-0)

H: 1-0

12/29/04	H W	82-60
----------	-----	-------

SOUTH DAKOTA STATE (4-1)

H: 3-1; A: 1-0

1960-1961	H W	91-78
12/04/78	H W	84-76
01/27/06	H W	72-51
11/29/06	A W	56-50
12/20/14	H L	65-68*

SOUTH FLORIDA (1-0)

N: 1-0

11/18/00	N W	69-66
----------	-----	-------

SOUTHERN CALIFORNIA (7-9)

H: 1-1; A: 1-2; N: 1-0

1924-1925	W	31-23
1924-1925	L	21-34
1925-1926	L	28-82
1925-1926	W	52-17
1929-1930	W	32-29
1929-1930	L	38-43
1930-1931	L	17-25
1930-1931	W	33-25
1932-1933	L	33-38
1949-1950	L	43-50
1961-1962	H L	72-74
1962-1963	A W	78-65
03/09/79	A L	67-86
11/24/99	N W	52-50
11/08/13	H W	78-65
12/07/14	A L	84-89

SO. CALIFORNIA FRESHMEN (1-0)

1924-1925	W	30-28
-----------	---	-------

SOUTHERN ILLINOIS (1-2)

H: 1-1; A: 0-1

01/11/96	H L	69-70
01/04/97	A L	64-67
12/22/12	H W	70-58

SOUTHERN MISSISSIPPI (3-1)

H: 2-0; A: 1-1

01/04/73	A W	91-87*
02/02/74	H W	121-84
02/22/75	A L	87-94
12/29/95	H W	77-65

SOUTHERN OREGON (1-0)

H: 1-0

11/22/97	H W	111-61
----------	-----	--------

SOUTHERN UTAH (12-0)

H: 4-0; A: 2-0; N: 1-0

1913-1914	W	65-18
1930-1931	W	60-29
1930-1931	W	60-30
1931-1932	W	25-15
1932-1933	W	44-24
12/17/94	N W	76-63
11/09/07	H W	60-49
12/17/08	A W	72-65
11/28/09	H W	89-49
11/20/10	A W	66-53
11/19/11	H W	65-62
11/12/13	H W	90-57

SPRINGFIELD COLLEGE (1-0)

1946-1947	W	63-55
-----------	---	-------

ST. BONAVENTURE (2-0)

A: 1-0

1947-1948	W	51-47
1959-1960	A W	99-83

ST. FRANCIS (1-0)

H: 1-0

12/12/70	H W	116-84
----------	-----	--------

ST. JOSEPH'S (1-1)

1946-1947	L	48-52
1953-1954	W	71-64

ST. LOUIS (0-1)

A: 0-1

12/27/67	A L	78-97
----------	-----	-------

ST. MARTIN'S (1-0)

H: 1-0

11/28/80	H W	78-47
----------	-----	-------

ST. MARY'S (CA) (5-4)

H: 3-3; A: 2-1

1939-1940	H W	41-32
1940-1941	H L	42-44
1958-1959	H W	79-63
01/31/78	H W	82-75
03/03/78	A W	96-80
02/21/09	A L	64-75
12/05/09	H L	63-68
02/19/11	A W	75-65
11/15/12	H L	58-67

ST. PETERS COLLEGE (2-1)

H: 2-0; A: 0-1

03/01/69	A L	77-95
12/06/69	H W	125-108
12/21/11	H W	72-47

STANFORD (3-3)

H: 1-0; A: 1-1

1933-1934	W	46-35
1935-1936	L	34-73
1940-1941	L	33-64
12/29/65	A L	79-93
12/21/74	A W	77-74
01/29/77	H W	103-84

TEMPLE (0-1)

A: 0-1

12/14/73	A L	61-70
----------	-----	-------

TENNESSEE (0-2)

A: 0-1

1949-1950	L	62-66
12/30/67	A L	66-85

TEXACO OIL (1-0)

1932-1933	W	65-29
-----------	---	-------

TEXAS (2-0)

A: 1-0

1938-1939	W	51-49
12/12/87	A W	80-75

UT ARLINGTON (1-3)

H: 1-1 A: 0-1 N: 0-1

12/20/11	H W	73-69
01/24/13	H L	68-74
03/02/13	A L	46-61
03/14/13	N L	78-83

TEXAS A&M (1-2)

H: 1-0; N: 0-2

12/10/63	H W	94-71
12/14/83	N L	73-78
03/19/10	N L	53-69

TEXAS A&M CORPUS CHRISTI (1-1)

H: 1-0 A: 0-1

11/22/11	A	L	55-58
11/17/12	H	W	77-68



RESULTS VS. ALL-TIME OPPONENTS



02/07/87	H	W	106-103
01/14/88	A	L	81-87
02/13/88	H	W	102-83
03/12/88	N	W	86-79
01/16/89	H	W	104-71
03/02/89	A	W	95-94*
01/02/90	A	W	80-70
03/03/90	H	L	76-80
01/02/91	H	W	111-88
03/02/91	A	L	107-109
01/09/92	H	W	81-63
02/08/92	A	L	75-80
01/07/93	A	W	70-65
02/06/93	H	W	81-70
01/17/94	H	L	71-78
02/10/94	A	W	79-77*
03/11/94	N	L	68-78
01/16/95	A	W	93-87
02/09/95	H	W	94-67
03/10/95	N	L	72-76
01/27/96	H	L	72-78
02/26/96	A	L	76-81
02/15/97	H	W	87-50
02/12/98	A	W	60-51
02/11/99	H	W	76-46
01/15/00	H	W	81-46
01/31/01	A	L	51-56
02/08/01	H	W	67-52
01/10/02	H	L	66-67
02/09/02	A	W	62-61
01/15/03	A	L	73-75*
02/13/03	H	L	58-59
03/14/03	N	W	62-55
01/29/04	H	W	57-48
02/28/04	A	W	59-56
01/27/05	A	W	77-52
02/26/05	H	W	87-49
11/17/07	A	L	51-70
12/02/08	H	W	74-62
12/12/15	H	L	63-73

UC RIVERSIDE (9-1)

H: 5-0; A: 4-1

12/20/98	A	W	76-62
01/16/01	H	W	75-45
01/17/02	A	W	68-42
02/16/02	H	W	59-42
01/23/03	H	W	77-58
02/22/03	A	L	65-72
01/24/04	A	W	62-58
02/19/04	H	W	77-72*
01/22/05	H	W	77-52
02/17/05	A	W	73-48

UC SAN DIEGO (1-0)

H: 1-0

12/04/99	H	W	80-58
----------	---	---	-------

UC SANTA BARBARA (41-24)

H: 23-7; A: 16-13; N: 2-4

12/07/70	H	W	66-64
01/27/73	A	L	69-82
02/05/77	H	W	78-69
02/19/77	A	L	78-88*
01/20/79	H	W	83-81
02/18/79	A	L	73-86
01/17/80	A	W	88-84
02/16/80	H	W	54-51
01/22/81	A	W	78-72
02/21/81	H	L	79-81
02/04/82	H	L	62-63
02/11/82	A	L	77-92
01/13/83	H	W	84-73
02/24/83	A	W	94-91*
01/08/84	A	W	65-50
02/02/84	H	W	79-72
01/10/85	A	W	78-75
02/16/85	H	W	67-55
01/11/86	H	L	52-66

02/15/86	A	L	83-84
01/24/87	H	W	64-61
02/28/87	A	L	71-73
03/05/87	N	L	79-87
01/16/88	A	W	73-72
02/10/88	H	W	85-62
03/11/88	N	W	73-66
01/14/89	H	W	78-65
02/13/89	A	L	61-76
01/04/90	A	L	66-91
01/15/90	H	L	82-91
01/04/91	H	W	81-75
02/28/91	A	L	82-98
03/08/91	N	L	76-80
01/16/92	A	L	72-74
02/15/92	H	W	70-54
01/14/93	H	W	75-65
02/13/93	A	W	77-75*
01/10/94	A	L	33-53
02/19/94	H	L	60-63
01/11/95	H	W	75-56
02/02/95	A	W	64-56
01/20/96	A	L	80-85
02/15/96	H	W	78-63
03/01/97	H	W	71-63
03/07/97	N	W	81-66
01/17/98	A	W	69-66*
01/16/99	H	L	65-66*
03/04/99	N	L	74-75
01/20/00	A	W	61-57
02/15/01	A	W	71-48
03/01/01	H	W	83-50
02/05/02	A	W	60-56
01/31/02	H	W	72-64
03/09/02	N	L	56-60
01/11/03	H	W	75-59
02/06/03	A	L	50-62
01/08/04	A	W	74-67
02/07/04	H	W	63-54
01/06/05	H	W	80-70
02/05/05	A	W	80-50
02/22/08	H	W	72-59
11/17/08	A	W	61-59
02/18/12	H	L	64-72
11/16/13	A	W	71-64
12/20/13	H	W	77-71*

UCLA (3-7)

A: 0-4; N: 0-1

1932-1933		L	39-54
1934-1935		W	44-39
1935-1936		W	43-32
1935-1936		L	36-40
1936-1936		W	44-35
1961-1962	A	L	32-73
1962-1963	A	L	75-89
03/14/70	A	L	79-101
12/29/76	A	L	68-88
03/17/01	N	L	50-75

UNION (TENN.) (1-0)

H: 1-0

11/20/15	H	W	73-49
----------	---	---	-------

UNION PACIFIC (1-0)

1929-1930	W	61-37
-----------	---	-------

UNITED BILLIARDS (2-0)

1931-1932	W	54-43
1932-1933	W	56-43

UNLV (4-31)

H: 3-12; A: 1-17; N: 0-2

01/06/83	H	L	77-89*
02/19/83	A	L	78-111
01/14/84	H	L	88-93
02/09/84	A	L	75-97
03/09/84	N	L	78-91
01/02/85	A	L	140-142***

02/02/85	A	L	83-101
01/02/86	A	L	94-100*
02/01/86	H	L	79-87
01/10/87	A	L	94-117
02/05/87	H	L	78-113
01/19/88	H	L	83-87
02/18/88	A	L	74-94
01/19/89	A	L	80-102
01/25/89	H	L	68-94
02/01/90	A	L	90-124
03/01/90	H	L	82-84
01/09/91	A	L	93-124
01/28/91	H	L	83-126
01/30/92	H	L	80-85*
03/03/92	A	L	53-65
01/30/93	H	L	78-87
02/27/93	A	L	86-94
03/12/93	N	L	86-104
01/22/94	A	L	61-67
02/03/94	H	W	82-81*
01/21/95	H	L	63-69
02/16/95	A	W	76-72
01/04/96	A	L	57-66
03/02/96	H	W	82-69
01/22/14	A	L	62-42
02/15/14	H	L	73-62
01/24/15	A	L	77-79*
02/24/15	H	W	83-65
01/19/16	H	L	68-80

UTAH (95-128)

H: 60-51; A: 35-77

1908-1909	A	L	13-32
1908-1909	H	L	18-37
1909-1910	A	L	15-69
1909-1910	H	L	21-38
1910-1911	H	L	22-26
1910-1911	A	L	33-46
1911-1912	A	L	17-40
1911-1912	H	L	9-21
1912-1913	A	W	31-20
1912-1913	H	W	34-20
1913-1914	H	W	41-23
1913-1914	A	L	27-37
1914-1915	A	L	15-24
1914-1915	H	L	19-36
1915-1916	A	L	35-39
1915-1916	H	L	17-31
1916-1917	A	W	34-17
1916-1917	H	L	27-34
1917-1918	A	W	45-38
1917-1918	H	W	38-31
1918-1919	H	L	25-36
1918-1919	A	L	21-22
1920-1921	A	L	26-27
1920-1921	H	L	29-37
1921-1922	H	L	41-43***
1922-1923	A	L	27-30
1922-1923	A	W	40-35
1922-1923	A	L	26-29*
1922-1923	H	L	32-38
1922-1923	H	L	30-44
1923-1924	H	W	37-23
1923-1924	H	L	27-32
1923-1924	A	L	22-44
1923-1924	A	W	40-30
1924-1925	A	L	30-33
1924-1925	A	W	26-22
1924-1925	H	W	33-21
1924-1925	H	W	30-23
1925-1926	H	W	50-26
1925-1926	H	W	33-28
1925-1926	A	W	40-31
1925-1926	A	L	36-49
1926-1927	A	W	34-28
1926-1927	A	W	35-33
1926-1927	H	W	41-33
1926-1927	H	W	39-35
1927-1928	A	L	36-37

1927-1928	A	L	24-37
1927-1928	H	L	35-39
1927-1928	H	W	42-23
1928-1929	A	L	39-49
1928-1929	A	L	34-35
1928-1929	H	W	42-27
1928-1929	H	W	44-37
1929-1930	H	W	47-40
1929-1930	H	W	40-38
1929-1930	A	L	45-47
1929-1930	A	W	45-38
1930-1931	H	W	39-28
1930-1931	H	W	45-39
1930-1931	A	L	39-43
1930-1931	A	L	39-41
1931-1932	H	L	31-46
1931-1932	H	L	30-45
1931-1932	A	L	29-36
1931-1932	A	L	40-42
1932-1933	A	L	37-55
1932-1933	A	L	33-38
1932-1933	H	L	37-48
1932-1933	H	L	49-54*
1933-1934	A	W	40-35
1933-1934	H	W	40-36
1933-1934	H	W	32-24
1933-1934	A	L	35-43
1933-1934	A	L	44-51
1934-1935	H	W	58-53
1934-1935	H	W	50-37
1934-1935	A	W	55-53
1934-1935	A	W	51-41
1935-1936	A	W	50-45
1935-1936	A	W	46-41
1935-1936	H	W	45-29
1935-1936	H	L	34-35
1936-1937	H	W	51-40
1936-1937	H	W	41-39
1936-1937	A	L	30-73
1936-1937	A	L	43-59
1937-1938	A	L	35-59
1937-1938	H	L	47-63
1938-1939	H	W	53-46
1938-1939	A	L	45-67
1939-1940	A	W	36-29
1939-1940	H	L	40-41
1940-1941	H	L	21-44
1940-1941	A	L	27-49
1941-1942	H	L	35-43
1941-1942	A	L	39-49
1942-1943	A	W	50-44
1942-1943	A	L	28-46
1942-1943	H	W	51-42
1942-1943	H	W	55-52
1944-1945	H	L	47-62
1944-1945	A	L	59-80
1945-1946	A	L	44-69
1945-1946	H	L	31-34
1946-1947	A	W	50-49
1946-1947	H	L	41-55
1947-1948	H	W	44-42
1947-1948	A	L	29-55
1948-1949	H	L	58-64
1948-1949	A	L	42-61
1948-1949	A	L	52-62
1948-1949	H	L	40-58
1949-1950	A	W	54-51
1949-1950	H	W	68-50
1949-1950	H	W	73-52



RESULTS VS. ALL-TIME OPPONENTS



12/22/93	A	L	55-61
12/23/94	H	L	71-75
12/09/95	A	L	43-59
11/26/96	H	L	41-60
12/10/97	A	L	55-71
11/28/98	H	W	62-54
12/07/99	A	L	42-77
12/06/00	H	W	58-57
11/23/01	A	W	78-65
12/17/02	H	W	59-54
12/03/03	A	L	45-56
12/04/04	H	W	71-45
11/30/05	A	L	66-67
12/06/06	H	W	60-57
12/05/07	A	L	48-72
12/22/08	H	W	66-64
11/18/09	A	L	67-68
11/24/10	H	W	79-62

Denotes a forfeit to USU

UTAH ATHLETICS ASSOCIATION (1-0)

1920-1921	W	31-28
-----------	---	-------

UTAH VALLEY (11-0)

H: 6-0; A: 5-0

12/09/06	A	W	69-65
01/10/07	H	W	81-70
12/20/07	H	W	87-65
12/13/08	A	W	69-50
12/12/09	H	W	87-56
12/18/10	A	W	76-58
12/6/11	H	W	63-54
12/15/12	A	W	69-63
12/14/13	H	W	71-60
12/13/14	A	W	50-47
11/24/15	H	W	81-55

UTEP (1-4)

H: 0-2; A: 1-2

1962-1963	H	L	59-66
1962-1963	A	L	55-57
01/21/65	A	L	62-68
02/20/67	H	L	75-79**
03/07/70	A	W	91-81

UTSA (2-0)

H: 1-0; A: 1-0

12/29/12	A	W	71-67
03/09/13	H	W	71-51

VALPARAISO (0-1)

A: 0-1

11/25/95	A	L	70-79
----------	---	---	-------

VANDERBILT (0-2)

A: 0-1; N: 0-1

03/18/88	A	L	77-80
11/23/07	N	L	77-56

VANGUARD (1-0)

H: 1-0

11/30/96	H	W	68-50
----------	---	---	-------

VERMONT (1-0)

N: 1-0

11/29/02	N	W	62-59
----------	---	---	-------

VICO OIL (1-0)

1928-1929	W	43-34
-----------	---	-------

VILLANOVA (1-0)

A: 1-0

1959-1960	A	W	73-72*
-----------	---	---	--------

WASHINGTON (5-3)

H: 2-0; A: 3-2; N: 0-1

1962-1963	A	W	71-60
12/07/68	H	W	83-75
12/13/69	A	L	61-90

12/18/76	A	L	66-76
12/17/77	H	W	91-85
12/20/80	A	W	80-78
11/28/86	A	W	81-72
03/16/06	N	L	61-75

WASHINGTON UNIVERSITY (1-3)

A: 1-1

1953-1954		L	62-64
1955-1956		L	61-82
1957-1958	A	L	53-63
1958-1959	A	W	69-66

WASHINGTON STATE (7-1)

H: 2-0; A: 1-0

1946-1947		W	50-44
1952-1953		W	72-65
1954-1955		L	68-69
1954-1955		W	73-72
1955-1956		W	68-65
1956-1957		W	58-57
1958-1959	H	W	66-57
1959-1960	H	W	72-85

WATKINS MOTOR (1-0)

1937-1938	W	66-47
-----------	---	-------

WATTS ALL-STARS (3-0)

1938-1939	W	39-31
1940-1941	W	39-38
1940-1941	W	52-49

WAYLAND BAPTIST (1-0)

H: 1-0

12/27/14	H	W	75-63
----------	---	---	-------

WEBER HS (1-0)

1913-1914	W	84-16
-----------	---	-------

WEBER JUNIOR COLLEGE (9-2)

1938-1939	W	56-28
1938-1939	W	66-28
1941-1942	W	56-36
1942-1943	W	62-38
1942-1943	W	63-52
1944-1945	W	79-29
1944-1945	W	63-22
1945-1946	W	64-48
1945-1946	L	41-47
1946-1947	W	66-35
1946-1947	L	44-53

WEBER STAKE ACADEMY (4-2)

1903-1904	L	13-14
1905-1906	L	8-12
1905-1906	W	12-6
1906-1907	W	21-19
1906-1907	W	19-18
1908-1909	W	34-22

WEBER STATE (42-26)

H: 25-8; A: 16-17; N: 1-1

02/23/71	H	L	62-63
01/13/72	H	L	67-69
03/01/72	A	W	67-65
01/11/73	H	W	81-75
02/28/73	A	L	67-75
01/24/74	H	W	87-64
02/27/74	A	L	87-89*
01/22/75	H	W	92-66
03/05/75	A	W	72-70*
01/21/76	H	W	75-74
02/24/76	A	L	65-80
12/10/76	H	L	67-72
01/18/77	A	L	76-89
12/10/77	A	L	79-84*
01/17/78	H	W	74-65
12/16/78	A	W	76-70
12/23/78	H	L	64-73
11/30/79	H	W	91-84*

12/06/79	A	L	73-79
12/04/80	A	W	81-66
01/03/81	H	W	82-69
12/12/81	A	L	61-86
01/02/82	H	L	78-83
12/04/82	A	L	57-83
12/16/82	H	W	74-62
12/03/83	H	L	73-74
12/22/83	A	W	69-63
12/01/84	A	L	70-77
12/14/84	H	W	104-83
11/29/85	H	L	85-92
12/14/85	A	L	76-108
12/13/86	A	W	84-75
12/20/86	H	W	76-67
12/22/87	A	W	107-93
12/29/87	H	W	92-69
12/03/88	H	W	106-93
12/19/88	A	L	74-75
12/20/89	H	W	70-52
12/30/89	A	W	64-62
12/13/90	H	W	77-62
12/19/90	A	W	82-72
12/07/91	A	W	92-78
12/30/91	H	W	84-72
12/12/92	A	L	80-85
12/07/93	H	L	86-87
12/16/95	A	L	79-81*
12/19/96	A	W	80-68
12/27/97	H	W	71-65
12/19/98	A	L	72-82
12/21/99	N	L	73-86
12/23/00	H	W	89-77
12/08/01	A	L	64-67
12/21/02	H	W	66-64
11/25/03	A	W	66-60
12/11/04	H	W	73-56
12/10/05	A	W	69-60
11/19/06	N	W	68-55
11/25/06	H	W	77-68
11/10/07	A	L	71-78
11/25/08	H	W	75-49
11/13/09	A	W	66-60
12/23/09	H	W	85-73
11/13/10	H	W	77-65
11/15/11	A	L	63-73
11/24/12	H	W	65-55
11/26/13	A	W	77-71
11/14/14	H	W	72-61
11/13/15	A	W	73-70

WELLSVILLE ATHLETIC CLUB (1-0)

1915-1916	W	31-23
-----------	---	-------

WEST HS (2-0)

1916-1917	W	46-30
1917-1918	W	31-9

WEST TEXAS A&M (5-5)

H: 4-2; A: 1-3

1958-1959	H	W	91-61
01/25/69	H	L	92-102
02/27/69	A	L	83-95
12/11/69	H	W	112-87
02/26/70	A	W	83-73
12/02/70	H	L	78-81
12/09/71	H	W	100-82
02/24/72	A	L	80-82
12/19/77	H	W	80-62
01/07/82	A	L	81-90

WESTERN ATHLETIC CLUB (1-0)

1921-1922	W	39-37
-----------	---	-------

WESTERN ILLINOIS (1-0)

12/19/14	H	W	68-52
----------	---	---	-------

WESTERN KENTUCKY (0-2)

A: 0-1

1947-1948	L	49-80
-----------	---	-------

1960-1961	A	L	72-86
-----------	---	---	-------

WESTERN MICHIGAN (2-0)

H: 1-0; A: 1-0

12/02/78	A	W	93-85
12/22/10	H	W	78-57

WESTERN OREGON (2-0)

H: 2-0

12/29/09	H	W	78-42
12/08/12	H	W	86-57

WESTERN STATE (2-0)

H: 2-0

12/18/99	H	W	93-51
12/15/01	H	W	99-43

WHITMAN (1-0)

H: 1-0

11/26/02	H	W	86-52
----------	---	---	-------

WHITTIER COLLEGE (1-0)

1929-1930	W	46-12
-----------	---	-------

WHITWORTH COLLEGE (1-1)

H: 1-0

1956-1957	L	49-67	
11/28/98	H	W	69-65

WICHITA STATE (6-5)

H: 2-0; A: 2-5

1948-1949		W	43-39
1950-1951		W	56-50
1959-1960	A	W	75-68
1960-1961	A	L	63-73
1961-1962	A	L	88-90
12/23/66	A	L	106-12
12/16/67	H	W	102-83
12/29/70	A	W	84-78
11/24/95	A	L	61-63
02/20/10	H	W	68-58
12/10/11	A	L	76-83

WILLAMETTE (1-0)

1941-1942	W	38-31
-----------	---	-------

WILMERING YMCA (0-1)

1935-1936	L	48-62
-----------	---	-------

WISCONSIN (0-1)

A: 0-1

12/26/69	A	L	74-81
----------	---	---	-------

WISCONSIN-MILWAUKEE (1-0)

H: 1-0

02/07/74	H	W	87-56
----------	---	---	-------

WISCONSIN-PARKSIDE (1-0)

H: 1-0

12/07/77	H	W	73-58
----------	---	---	-------

WISCONSIN-STOUT (1-0)

H: 1-0

12/01/72	H	W	88-70
----------	---	---	-------

WYOMING (26-48)

H: 18-16; A: 6-29; N: 2-3



UTAH STATE VS. THE CONFERENCES



CONFERENCE TOTALS			
Conference	W	L	Pct.
America East	3	0	1.000
American Athletic	4	7	.364
Atlantic 10	6	6	.500
Atlantic Coast	2	8	.200
Atlantic Sun	0	1	.000
Big 12	11	14	.440
Big East	9	7	.562
Big Sky	247	114	.684
Big South	1	0	1.000
Big Ten	11	16	.407
Big West	196	101	.660
Colonial Athletic	3	2	.600
Conference USA	30	14	.682
Horizon League	3	2	.600
Metro Atlantic	4	3	.571
Mid-American	7	2	.778
Mid-Eastern	3	0	1.000
Missouri Valley	18	13	.581
Mountain West	279	207	.574
Northeast	4	1	.800
Ohio Valley	5	2	.714
Pacific 12	145	191	.432
Patriot League	3	0	1.000
Southeastern	6	13	.316
Southern	1	1	.500
Southland	7	3	.700
Southwestern	5	1	.833
Summit League	67	40	.626
Sun Belt	9	4	.692
West Coast	177	182	.489
Western Athletic	72	44	.621

	W	L	PCT
America East	3	0	1.000
Albany	1	0	1.000
Binghamton	1	0	1.000
Vermont	1	0	1.000
American Athletic	4	7	.364
Central Florida	0	1	.000
Connecticut	0	1	.000
Houston	1	1	.500
South Florida	1	0	1.000
Temple	0	1	.000
Tulane	2	1	.666
Tulsa	0	2	.000
Atlantic 10	6	6	.500
Dayton	0	1	.000
Duquesne	0	1	.000
Fordham	1	0	1.000
George Washington	0	1	.000
LaSalle	2	1	.666
St. Bonaventure	2	0	1.000
St. Joseph's	1	1	.500
St. Louis	0	1	.000
Atlantic Coast	2	8	.200
Boston College	0	1	.000
Clemson	0	1	.000
Duke	0	1	.000
Florida State	0	1	.000
Georgia Tech	1	0	1.000
North Carolina St.	0	1	.000
Notre Dame	0	2	.000
Pittsburgh	1	1	.500
Atlantic Sun	0	1	.000
Jacksonville	0	1	.000

Big 12	11	14	.440
Baylor	1	0	1.000
Iowa State	2	2	.500
Kansas	2	5	.285
Kansas State	0	5	.000
Oklahoma	0	1	.000
TCU	2	0	1.000
Texas	2	0	1.000
Texas Tech	2	1	.666

Big East	9	7	.562
Butler	2	0	1.000
Creighton	2	2	.500
DePaul	1	0	1.000
Georgetown	0	1	.000
Marquette	0	1	.000
Providence	1	2	.333
Seton Hall	0	1	.000
Villanova	1	0	1.000
Xavier	2	0	1.000

Big Sky	247	114	.684
Eastern Washington	2	2	.500
Idaho	37	14	.725
Idaho State	38	13	.745
Montana	28	14	.666
Montana State	76	40	.655
North Dakota	0	1	.000
Northern Arizona	2	1	.667
Northern Colorado	5	1	.833
Portland State	3	1	.750
Sacramento State	2	1	.666
Southern Utah	12	0	1.000
Weber State	42	26	.618

Big South	1	0	1.000
Radford	1	0	1.000

Big Ten	11	16	.407
Illinois	0	2	.000
Indiana	0	2	.000
Iowa	1	2	.333
Maryland	0	1	.000
Michigan	0	1	.000
Michigan State	2	0	1.000
Minnesota	3	1	.750
Nebraska	0	2	.000
Northwestern	1	0	1.000
Ohio State	3	2	.600
Rutgers	1	2	.333
Wisconsin	0	1	.000

Big West	196	102	.658
Cal Poly	16	2	.889
CS Fullerton	40	17	.702
CS Northridge	10	3	.769
Hawai'i	14	4	.777
Long Beach State	33	22	.600
UC Davis	2	1	.667
UC Irvine	31	28	.525
UC Riverside	9	1	.900
UC Santa Barbara	41	24	.631

Colonial Athletic	3	2	.600
Delaware	1	0	1.000
James Madison	1	0	1.000
Northeastern	1	2	.333

Conference USA	30	14	.682
Louisiana Tech	14	5	.736
Middle Tennessee	1	1	.500
North Texas	8	1	.889
Old Dominion	1	0	1.000
Southern Mississippi	3	1	.750
UTEP	1	4	.200
UTSA	2	0	1.000
Western Kentucky	0	2	.000

Horizon League	3	2	.600
Detroit	1	1	.500
Oakland	1	0	1.000
Valparaiso	0	1	.000
UW Milwaukee	1	0	1.000

Metro Atlantic	4	3	.571
Iona	0	1	.000
Manhattan	1	1	.500
Niagara	1	0	1.000
St. Peter's	2	1	.667

Mid-American	7	2	.778
Bowling Green	1	0	1.000
Kent State	3	0	1.000
Miami (Ohio)	1	0	1.000
Ohio	0	1	.000
Toledo	0	1	.000
Western Michigan	2	0	1.000

Mid-Eastern	3	0	1.000
Howard	1	0	1.000
Norfolk State	1	0	1.000
South Carolina State	1	0	1.000

Missouri Valley	18	13	.581
Bradley	1	2	.333
Drake	2	1	.666
Evansville	2	0	1.000
Illinois State	4	3	.571
Indiana State	1	0	1.000
Missouri State	1	0	1.000
Southern Illinois	1	2	.333
Wichita State	6	5	.545

Mountain West	279	207	.574
Air Force	14	3	.824
Boise State	30	12	.714
Colorado State	57	36	.613
Fresno State	32	24	.571
Nevada	35	17	.673
New Mexico	21	8	.724
San Diego State	3	7	.300
San José State	57	21	.731
UNLV	4	31	.114
Wyoming	26	48	.351

Northeast	4	1	.800
Fairleigh Dickinson	1	0	1.000
Long Island	2	1	.667
St. Francis	1	0	1.000

Ohio Valley	5	2	.714
Austin Peay	1	1	.500
Eastern Kentucky	0	1	.000
Morehead State	2	0	1.000
Murray State	2	0	1.000

Pacific 12	145	191	.432
Arizona	3	1	.750
Arizona State	9	5	.643
California	5	5	.500
Colorado	5	18	.217
Oregon	1	5	.167
Oregon State	2	6	.250
Stanford	3	3	.500
UCLA	3	7	.300
USC	7	9	.438
Utah	95	128	.426
Washington	4	3	.571
Washington State	8	1	.889

Patriot League	3	0	1.000
American University	2	0	1.000
Lafayette	1	0	1.000

Southeastern	6	13	.316
Arkansas	1	0	1.000
Florida	0	1	.000
Georgia	0	1	.000
Kentucky	0	1	.000
LSU	2	1	.666
Mississippi St.	1	2	.333
Missouri	1	1	.500
Tennessee	0	2	.000
Texas A&M	1	2	.333
Vanderbilt	0	2	.000

Southern	1	1	.500
Mercer	1	1	.500

Southland	7	3	.700
Houston Baptist	2	0	1.000
Lamar	1	0	1.000
New Orleans	1	1	.500
Nicholls State	1	0	1.000
Northwestern State	1	1	.500
Texas A&M CC	1	1	.500

Southwestern	5	1	.833
Grambling	1	0	1.000
Jackson State	1	1	.500
Mississippi Valley State	1	0	1.000
Prairie View A&M	1	0	1.000
Texas Southern	1	0	1.000

Summit League	67	40	.626
Denver	54	37	.593
IPFW	1	1	.500
North Dakota State	1	0	1.000
Oral Roberts	6	1	.857
South Dakota St.	4	1	.800
Western Illinois	1	0	1.000

Sun Belt	9	4	.692
Arkansas-Little Rock	1	0	1.000
Arkansas State	1	0	1.000
Georgia Southern	1	0	1.000
Louisiana-Lafayette	0	1	.000
Louisiana-Monroe	1	0	1.000
Texas-Arlington	1	3	.250
Texas State	2	0	1.000
Troy	2	0	1.000

West Coast	177	182	.489
BYU	92	140	.397
Gonzaga	4	1	.800
Loyola Marymount	7	0	1.000
Pacific	44	24	.647
Pepperdine	2	2	.500
Portland	13	2	.867
St. Mary's	5	4	.556
San Diego	2	0	1.000
San Francisco	2	6	.250
Santa Clara	6	3	.667

Western Athletic	72	44	.621
CSU Bakersfield	8	0	1.000
New Mexico State	36	30	.545
Seattle	17	14	.548
Utah Valley	10	0	1.000
UTRGV	1	0	1.000

Non Division I *	61	0	1.000
Division II	33	0	1.000
Division III	4	0	1.000
NAIA	24	0	1.000

* - since 1973 when the NCAA divided into divisions



MOUNTAIN WEST CONFERENCE



THIS IS THE MOUNTAIN WEST

From its inception in 1999, the Mountain West has been committed to excellence in intercollegiate athletics, while promoting the academic missions of its member institutions. Progressive in its approach, the MW continues to cultivate opportunities for student-athletes to compete at the highest level, while fostering academic achievement and sportsmanship. Now in its 18th year, the MW has been assertive in its involvement with the NCAA governance structure and has taken a leadership role in the overall administration of intercollegiate athletics.

The Mountain West has marked several achievements during its first 17 years, most notably becoming the first to establish a sports television network dedicated solely to an intercollegiate athletic conference (The Mtn.). The Mountain West also was the first to experiment with the coaches' challenge in the college football instant replay system, and was the first non-automatic-qualifying BCS conference to participate in four BCS bowl games, winning three. In the inaugural year of the new College Football Playoff system, Boise State earned the automatic slot into a New Year's Six bowl game as the highest-ranked champion from the Group of Five 5 conferences. The Broncos defeated then 10th-ranked Arizona 38-30 in the VIZIO Fiesta Bowl. In 2011-12, the Mountain West was among the first conferences to implement a league-wide state-of-the-art basketball instant replay system.

The Mountain West is noted for its geographic diversity. Some of the most beautiful terrain and landscapes in the nation can be found within Mountain West boundaries, including the majestic Rocky Mountain range, which borders five MW institutions (Air Force, Boise State, Colorado State, New Mexico and Utah State). The high plains of Wyoming (elevation 7,220 feet – the highest Division I campus in the nation) contrast with the desert cities of

Las Vegas and Reno, home to UNLV and Nevada, respectively, while Fresno State, San Diego State and San Jose State add a West coast influence with their locations in Central, Southern and Northern California. The inclusion of the Hawai'i football program extends the Mountain West footprint to the beautiful islands in the Pacific Ocean, while the addition of the women's soccer program at Colorado College gives the MW an additional presence in the Rocky Mountains.

HISTORY OF THE MOUNTAIN WEST

The Mountain West was conceived on May 26, 1998, when the presidents of eight institutions — Air Force, BYU, Colorado State, New Mexico, San Diego State, UNLV, Utah and Wyoming — decided to form a new NCAA Division I-A intercollegiate athletic conference. The split from a former 16-team conference re-established continuity and stability among the membership within the new league and signaled the continuation of its tradition-rich, long-standing athletic rivalries. Three of the MW's eight original members have been conference rivals since the 1960s (New Mexico, Wyoming and Colorado State), while San Diego State (1978) and Air Force (1980) were longtime members as well. UNLV and TCU entered the fold in 1996 and the Rebels continued as one of the original eight institutions that formed the MW in 1999. TCU rejoined the group with its first year of competition in the Mountain West in 2005-06. With conference realignment sweeping the nation in recent years, the MW has been proactive in addressing membership changes. Boise State University joined the Mountain West in 2011-12, followed by Fresno State and the University of Nevada on July 1, 2012. Also on July 1, 2012, the University of Hawai'i became a football-only member of the Conference. On July 1, 2013, the Mountain West further expanded when San José State University and Utah State Uni-

versity joined the Conference, bringing to 11 the number of full-time member institutions and 12 football-playing members. On July 1, 2014, the Colorado College women's soccer program became the first non-football affiliate member of the Mountain West, expanding that sport to 12 Conference participants.

When the Mountain West officially began operations on July 1, 1999, the new league had in place a seven-year contract with ESPN, giving the broadcaster exclusive national television rights to MW football and men's basketball, and three-year agreements to send the league's football champion to the Liberty Bowl and a second team to the Las Vegas Bowl. Commissioner Thompson also arranged a third bowl tie-in each of the first three seasons (1999 Motor City, 2000 Silicon Valley, 2001 New Orleans) before securing a four-year deal with the Emerald Bowl in San Francisco in 2002.

Entering the 2016 season, the MW has six contracted bowl affiliations – the Las Vegas Bowl, San Diego County Credit Union Poinsettia Bowl, Hawai'i Bowl, Famous Idaho Potato Bowl, Gildan New Mexico Bowl and NOVA® Home Loans Arizona Bowl. The league also has a secondary agreement with the Cactus Bowl.

An innovator in the postseason bowl structure, the MW engineered many "firsts," as league teams have participated in six inaugural bowl games (2000 Silicon Valley, 2001 New Orleans, 2002 San Francisco (Emerald), 2005 Poinsettia, 2006 New Mexico, 2015 Arizona), as well as placing the first non-automatic-qualifying FBS team into a BCS bowl game with Utah's appearance in the 2005 Tostitos Fiesta Bowl and into the College Football Playoff (CFP) with Boise State's selection to the 2014 Tostitos Fiesta Bowl.

MOUNTAIN WEST QUICK FACTS

10807 New Allegiance Drive, Suite 250
Colorado Springs, CO 80921
Phone: (719) 488-4040
Fax: 719-487-7240
Website: www.themw.com

Founded: July 1, 1999

Affiliations (Year Joined MW): Air Force (1999), Boise State (2011), Colorado College (2014, women's soccer only), Colorado State (1999), Fresno State (2012), Hawai'i (2012, football only), Nevada (2012), New Mexico (1999), San Diego State (1999), San José State (2013), UNLV (1999), Utah State (2013), Wyoming (1999).

Men's Sports: Baseball, Basketball, Cross Country, Football, Golf, Indoor Track & Field, Outdoor Track & Field, Tennis

Women's Sports: Basketball, Cross Country, Golf, Indoor Track & Field, Outdoor Track & Field, Soccer, Softball, Swimming & Diving, Tennis, Volleyball

Team NCAA Championships: 4
Individual NCAA Championships: 39
NCAA Postgraduate Scholarship Winners: 42
Academic All-American Selections: 167
All-American Selections: 956



QUICK FACTS

OUTLOOK

AGGIE BIOS

COACHES

OPONENTS

SEASON REVIEW

RECORDS

UNIVERSITY



MW COMPOSITE SCHEDULE



FRIDAY, OCTOBER 28

Lewis-Clark State at BOISE STATE (Exh.)

TUESDAY, NOVEMBER 1

CS San Bernardino at FRESNO STATE (Exh.)
Western New Mexico at NEW MEXICO (Exh.)
Pacific Union at SAN JOSÉ STATE (Exh.)
Dakota Wesleyan at UNLV (Exh.)

THURSDAY, NOVEMBER 3

UC San Diego at SAN DIEGO STATE (Exh.)
Chadron State vs. WYOMING (Exh.)

FRIDAY, NOVEMBER 4

San Francisco State at NEVADA (Exh.)
Colorado Christian at AIR FORCE (Exh.)
Eastern New Mexico at NEW MEXICO (Exh.)
Southern Virginia at UTAH STATE (Exh.)
New Mexico Highlands at UNLV (Exh.)

SATURDAY, NOVEMBER 5

Northwest Christian at BOISE STATE (Exh.)

SUNDAY, NOVEMBER 6

Cal State East Bay at SAN JOSÉ STATE (Exh.)

MONDAY, NOVEMBER 7

CS San Marcos at SAN DIEGO STATE (Exh.)

TUESDAY, NOVEMBER 8

Regis at COLORADO STATE (Exh.)

FRIDAY, NOVEMBER 11

McPherson College at AIR FORCE
UTAH STATE at UC IRVINE
UTSA at FRESNO STATE
Idaho State at NEW MEXICO
San Diego at SAN DIEGO STATE
Western State at WYOMING
South Alabama at UNLV
NEVADA at Saint Mary's

SATURDAY, NOVEMBER 12

Northwest University (Wash.) at BOISE STATE
West Coast Baptist at SAN JOSÉ STATE

SUNDAY, NOVEMBER 13

New Mexico State at COLORADO STATE

MONDAY, NOVEMBER 14

NIJT at UTAH STATE
Houston Baptist at NEW MEXICO
Jacksonville at AIR FORCE
Loyola Marymount at NEVADA
Prairie View A&M at FRESNO STATE
SAN DIEGO STATE at Gonzaga
WYOMING at Montana

TUESDAY, NOVEMBER 15

Johnson & Wales (Colo.) at AIR FORCE
Portland at SAN JOSÉ STATE

WEDNESDAY, NOVEMBER 16

Fort Lewis at COLORADO STATE
Bristol at UTAH STATE
San Diego Christian at SAN DIEGO STATE
UC Riverside at UNLV

THURSDAY, NOVEMBER 17

College of Charleston vs. BOISE STATE
Denver at SAN JOSÉ STATE

FRIDAY, NOVEMBER 18

New Mexico State at NEW MEXICO
Oregon State at NEVADA
BOISE STATE vs. TBA

SATURDAY, NOVEMBER 19

Lamar at FRESNO STATE
Cal State Fullerton at UNLV
South Dakota State at WYOMING

SUNDAY, NOVEMBER 20

Florida A&M at AIR FORCE
COLORADO STATE at Stanford
Iona vs. NEVADA
BOISE STATE vs. TBA

MONDAY, NOVEMBER 21

SAN DIEGO STATE vs. California

TUESDAY, NOVEMBER 22

Stetson at AIR FORCE
FRESNO STATE at Cal State Bakersfield
Purdue vs. UTAH STATE
WYOMING at Pacific
SAN JOSÉ STATE at Saint Mary's
Northern Arizona at UNLV

WEDNESDAY, NOVEMBER 23

Maryland Eastern Shore at COLORADO STATE
Oakland vs. NEVADA
UTAH STATE vs. Texas Tech/Auburn

THURSDAY, NOVEMBER 24

Virginia Tech vs. NEW MEXICO

FRIDAY, NOVEMBER 25

Southeastern Louisiana at COLORADO STATE
FRESNO STATE at Oregon State
Presbyterian at BOISE STATE
WYOMING at California
TBA vs. NEW MEXICO
TCU at UNLV
Buffalo/Alaska Anchorage vs. NEVADA
Akron vs. AIR FORCE

SATURDAY, NOVEMBER 26

TBA vs. NEVADA
Western Kentucky/Washington at UNLV
AIR FORCE vs. TBA

SUNDAY, NOVEMBER 27

Alcorn State at COLORADO STATE
SAN JOSÉ STATE at Washington State
TBA vs. NEW MEXICO

MONDAY, NOVEMBER 28

BOISE STATE at Oregon
Savannah State at SAN DIEGO STATE

TUESDAY, NOVEMBER 29

Pacific at NEVADA
SAN JOSÉ STATE at Idaho

WEDNESDAY, NOVEMBER 30

Menlo College at FRESNO STATE
COLORADO STATE at Colorado
Ablene Christian at NEW MEXICO
Denver at WYOMING
UNLV at Southern Utah
AIR FORCE at New Mexico State
SMU at BOISE STATE
UTAH STATE vs. BYU

SATURDAY, DECEMBER 3

Wichita State at COLORADO STATE
Northern Iowa at WYOMING
UNLV at Arizona State
NEVADA at Bradley
Missouri State at AIR FORCE
Indiana State at UTAH STATE
Santa Clara at SAN JOSÉ STATE
NEW MEXICO at Illinois State
SAN DIEGO STATE at Loyola
BOISE STATE at Evansville
FRESNO STATE at Drake

MONDAY, DECEMBER 5

BOISE STATE at Loyola Marymount
Colorado Christian at WYOMING

TUESDAY, DECEMBER 6

FRESNO STATE at Marquette
Arkansas-Fort Smith at COLORADO STATE
Great Falls at UTAH STATE

WEDNESDAY, DECEMBER 7

UTEP at NEW MEXICO
SAN DIEGO STATE at Grand Canyon
AIR FORCE at Army
SAN JOSÉ STATE at Montana

SATURDAY, DECEMBER 10

Denver at AIR FORCE
Life Pacific College at SAN JOSÉ STATE
Northern Colorado at COLORADO STATE
Portland at BOISE STATE
UNLV vs. Duke
Montana at WYOMING
Arizona State at SAN DIEGO STATE
Cal Poly at FRESNO STATE
NEW MEXICO at New Mexico State

SUNDAY, DECEMBER 11

NEVADA at Washington

MONDAY, DECEMBER 12

Alabama State at SAN DIEGO STATE

WEDNESDAY, DECEMBER 14

UC Irvine at NEVADA
Holy Names University at FRESNO STATE
Incarnate Word at UNLV

SATURDAY, DECEMBER 17

Kansas State vs. COLORADO STATE
Cornell at WYOMING
Arkansas-Pine Bluff at NEW MEXICO
UNLV at Oregon
FRESNO STATE at Pacific

SUNDAY, DECEMBER 18

Idaho State at BOISE STATE
Bowling Green at SAN JOSÉ STATE

MONDAY, DECEMBER 19

Troy at WYOMING
Loyola Marymount at COLORADO STATE
New Orleans at UTAH STATE
Southern Illinois at UNLV
Colorado at AIR FORCE

TUESDAY, DECEMBER 20

FRESNO STATE at Oregon
NEW MEXICO at Arizona

WEDNESDAY, DECEMBER 21

Cal State Northridge at BOISE STATE
Weber State at UTAH STATE
Southern Utah at SAN JOSÉ STATE
Towson vs. NEVADA

THURSDAY, DECEMBER 22

UC Davis at AIR FORCE
SAN DIEGO STATE vs. Southern Miss
DePaul vs. WYOMING
Kansas at UNLV
COLORADO STATE at Long Beach State
UC Santa Barbara vs. NEVADA

FRIDAY, DECEMBER 23

USC/Missouri State vs. WYOMING
SAN DIEGO STATE vs. Tulsa/Stephen F. Austin

SUNDAY, DECEMBER 25

SAN DIEGO STATE vs. TBA

WEDNESDAY, DECEMBER 28

UNLV at COLORADO STATE*
FRESNO STATE at NEW MEXICO*
AIR FORCE at WYOMING*
BOISE STATE at UTAH STATE*
SAN JOSÉ STATE at NEVADA*

SATURDAY, DECEMBER 31

UTAH STATE at AIR FORCE*
NEVADA at FRESNO STATE*
COLORADO STATE at BOISE STATE*
WYOMING at UNLV*

SUNDAY, JANUARY 1

NEW MEXICO at SAN DIEGO STATE*

WEDNESDAY, JANUARY 4

COLORADO STATE at SAN JOSÉ STATE*
WYOMING at FRESNO STATE*
BOISE STATE at UNLV*
SAN DIEGO STATE at NEVADA*
NEW MEXICO at UTAH STATE*

SATURDAY, JANUARY 7

AIR FORCE at COLORADO STATE*
FRESNO STATE at SAN JOSÉ STATE*
UNLV at UTAH STATE*
NEVADA at NEW MEXICO*
SAN DIEGO STATE at BOISE STATE*

TUESDAY, JANUARY 10

SAN JOSÉ STATE at SAN DIEGO STATE
UNLV at NEW MEXICO*

WEDNESDAY, JANUARY 11

FRESNO STATE at AIR FORCE*
UTAH STATE at WYOMING*

SATURDAY, JANUARY 14

NEW MEXICO at COLORADO STATE*
SAN JOSÉ STATE at AIR FORCE*
BOISE STATE at FRESNO STATE*
NEVADA at WYOMING*
UTAH STATE at SAN DIEGO STATE*

TUESDAY, JANUARY 17

SAN DIEGO STATE at UNLV*
NEW MEXICO at BOISE STATE*

WEDNESDAY, JANUARY 18

AIR FORCE at NEVADA*
WYOMING at SAN JOSÉ STATE*
COLORADO STATE at FRESNO STATE*

SATURDAY, JANUARY 21

BOISE STATE at SAN JOSÉ STATE*
AIR FORCE at UNLV*
FRESNO STATE at NEVADA*
WYOMING at NEW MEXICO*
COLORADO STATE at UTAH STATE*

SUNDAY, JANUARY 22

FRESNO STATE at NEVADA*

TUESDAY, JANUARY 24

SAN DIEGO STATE at AIR FORCE*
UTAH STATE at NEW MEXICO*

WEDNESDAY, JANUARY 25

SAN JOSÉ STATE at COLORADO STATE*
UNLV at WYOMING*
NEVADA at BOISE STATE*

SATURDAY, JANUARY 28

NEW MEXICO at NEVADA*
UNLV at SAN JOSÉ STATE*
BOISE STATE at WYOMING*
FRESNO STATE at UTAH STATE*
COLORADO STATE at SAN DIEGO STATE*

TUESDAY, JANUARY 31

BOISE STATE at COLORADO STATE*
WYOMING at SAN DIEGO STATE*

WEDNESDAY, FEBRUARY 1

AIR FORCE at FRESNO STATE*
NEVADA at UTAH STATE*
NEW MEXICO at UNLV*

SATURDAY, FEBRUARY 4

WYOMING at AIR FORCE*
COLORADO STATE at UNLV*
SAN DIEGO STATE at FRESNO STATE*
SAN JOSÉ STATE at NEW MEXICO*
UTAH STATE at BOISE STATE*

TUESDAY, FEBRUARY 7

UTAH STATE at COLORADO STATE*
SAN DIEGO STATE at SAN JOSÉ STATE*

WEDNESDAY, FEBRUARY 8

FRESNO STATE at WYOMING*
NEW MEXICO at AIR FORCE*
UNLV at NEVADA*

SATURDAY, FEBRUARY 11

FRESNO STATE at COLORADO STATE*
AIR FORCE at BOISE STATE*
WYOMING at UTAH STATE*
SAN JOSÉ STATE at UNLV*

SUNDAY, FEBRUARY 12

NEVADA at SAN DIEGO STATE*

TUESDAY, FEBRUARY 14

COLORADO STATE at WYOMING*
BOISE STATE at NEW MEXICO*

WEDNESDAY, FEBRUARY 15

NEVADA at AIR FORCE*
SAN JOSÉ STATE at FRESNO STATE*
SAN DIEGO STATE at UTAH STATE*

SATURDAY, FEBRUARY 18

AIR FORCE at SAN JOSÉ STATE*
NEW MEXICO at FRESNO STATE*
WYOMING at BOISE STATE*
UTAH STATE at NEVADA*

SUNDAY, FEBRUARY 19

UNLV at SAN DIEGO STATE*

TUESDAY, FEBRUARY 21

COLORADO STATE at NEW MEXICO*

WEDNESDAY, FEBRUARY 22

UNLV at AIR FORCE*
UTAH STATE at SAN JOSÉ STATE*
BOISE STATE at NEVADA*
FRESNO STATE at SAN DIEGO STATE*

SATURDAY, FEBRUARY 25

SAN JOSÉ STATE at BOISE STATE*
NEW MEXICO at WYOMING*
AIR FORCE at UTAH STATE*
SAN DIEGO STATE at COLORADO STATE*
NEVADA at UNLV*

TUESDAY, FEBRUARY 28

WYOMING at COLORADO STATE*
FRESNO STATE at BOISE STATE*

WEDNESDAY, MARCH 1

AIR FORCE at SAN DIEGO STATE*
NEVADA at SAN JOSÉ STATE*
UTAH STATE at UNLV*

SATURDAY, MARCH 4

BOISE STATE at AIR FORCE*
UNLV at FRESNO STATE*
COLORADO STATE at NEVADA*
SAN DIEGO STATE at NEW MEXICO*
SAN JOSÉ STATE at WYOMING*



SEASON REVIEW



2015-16 CONFERENCE STATISTICS



RECORD:	OVERALL	HOME	AWAY	NEUTRAL
ALL GAMES	16-15	10-6	5-8	1-1
CONFERENCE	7-11	4-5	3-6	0-0

No.	Player	GP-GS	Min	Avg	FG-FGA	Pct	3FG-FGA	Pct	FT-FTA	Pct	Off	Def	Tot	Avg	PF	FO	A	TO	Blk	Stl	Pts	Avg
34	SMITH, Chris	18-18	560	31.1	95-195	.487	38-81	.469	55-72	.764	24	63	87	4.8	44	1	33	37	8	17	283	15.7
14	MOORE, Jalen	18-18	656	36.4	101-223	.453	33-93	.355	47-62	.758	24	79	103	5.7	28	0	50	28	13	16	282	15.7
04	RECTOR, Shane	18-4	400	22.2	63-125	.504	12-33	.364	30-42	.714	7	37	44	2.4	40	0	51	42	1	24	168	9.3
05	PEARRE, Julion	18-4	412	22.9	51-124	.411	22-68	.324	18-29	.621	4	22	26	1.4	37	1	27	22	1	10	142	7.9
12	EVANS, Lew	17-10	381	22.4	39-104	.375	19-54	.352	35-54	.648	28	64	92	5.4	42	0	16	32	4	7	132	7.8
02	PERKINS, Darius	18-18	450	25.0	44-108	.407	27-64	.422	7-8	.875	2	31	33	1.8	27	0	37	21	1	8	122	6.8
22	TAYLOR, Quinn	17-10	286	16.8	28-45	.622	1-2	.500	14-19	.737	23	49	72	4.2	43	3	15	11	2	6	71	4.2
50	JONES, Elston	18-3	250	13.9	27-53	.509	0-0	.000	21-39	.538	31	34	65	3.6	45	1	12	17	11	7	75	4.2
32	MOORE, Grayson	7-4	119	17.0	8-24	.333	3-13	.231	8-13	.615	12	19	31	4.4	10	0	11	4	5	4	27	3.9
24	MIDDLETON, John	8-0	49	6.1	4-13	.308	1-4	.250	5-8	.625	1	3	4	0.5	5	0	0	1	0	2	14	1.8
20	BOLTON III, Henry	3-0	20	6.7	1-1	1.000	0-0	.000	0-0	.000	0	3	3	1.0	0	0	1	1	1	1	2	0.7
00	CURETON, Trace	4-1	17	4.3	0-4	.000	0-3	.000	2-4	.500	0	1	1	0.3	2	0	1	0	0	0	2	0.5
TM	Team										18	31	49	2.7	0			4			0	
Total		18			461-1019	.452	156-415	.376	242-350	.691	174	436	610	33.9	323	6	254	220	47	102	1320	73.3
Opponents		18			479-1050	.456	140-397	.353	241-346	.697	199	441	640	35.6	320	-	264	208	51	120	1339	74.4

	USU	OPP	DATE	OPPONENT	W/L	SCORE	ATTEND
SCORING	1320	1339	12/30/15	at San José State *	W	80-71	1417
Points per game	73.3	74.4	01/02/16	SAN DIEGO STATE *	L	67-70	8626
Scoring margin	-1.1	-	01/05/16	BOISE STATE *	L	61-76	8330
FIELD GOALS-ATT	461-1019	479-1050	01/09/16	at New Mexico*	L	59-77	13476
Field goal pct	.452	.456	01/12/16	AIR FORCE*	W	79-60	9243
3 POINT FG-ATT	156-415	140-397	01/16/16	at Colorado State*	W	96-92	3752
3-point FG pct	.376	.353	01/19/16	UNLV*	L	68-80	9394
3-pt FG made per game	8.7	7.8	01/23/16	at San Diego State*	L	55-70	12414
FREE THROWS-ATT	242-350	241-346	01/30/16	NEVADA*	L	84-89	9659
Free throw pct	.691	.697	02/02/16	at Boise State*	L	67-70	5544
F-Throws made per game	13.4	13.4	02/06/16	at Wyoming*	L	65-84	6141
REBOUNDS	610	640	02/09/16	NEW MEXICO*	W	80-72	9290
Rebounds per game	33.9	35.6	02/17/16	COLORADO STATE*	W	72-59	9377
Rebounding margin	-1.7	-	02/20/16	at Fresno State*	L	68-75	7068
ASSISTS	254	264	02/24/16	at Nevada*	L	68-73	6527
Assists per game	14.1	14.7	02/27/16	SAN JOSÉ STATE*	W	88-70	9437
TURNOVERS	220	208	03/01/16	at Air Force*	W	78-65	1556
Turnovers per game	12.2	11.6	03/05/16	Fresno State*	L	85-86	9870
Turnover margin	-0.7	-	* - Denotes Mountain West Conference game				
Assist/turnover ratio	1.2	1.3	% - Denotes Mountain West Basketball Tournament				
STEALS	102	120					
Steals per game	5.7	6.7					
BLOCKS	47	51					
Blocks per game	2.6	2.8					
ATTENDANCE	83226	57895					
Home games-Avg/Game	9-9247	9-6433					
Neutral site-Avg/Game	-	0-0					
SCORE BY PERIODS:	1st	2nd	OT	Total			
Utah State	661	659	-	1320			
Opponents	637	702	-	1339			

RECORD:	OVERALL	HOME	AWAY	NEUTRAL
ALL GAMES	16-15	10-6	5-8	1-1
CONFERENCE	7-11	4-5	3-6	0-0
NON-CONFERENCE	9-4	6-1	2-2	1-1

DATE	TIME	OPPONENT		SCORE	ATTEND	HIGH POINTS	HIGH REBOUNDS
11/13/15	7:00 p.m.	at Weber State	W	73-70	8964	(19)SMITH, Chris	(7)SMITH, Chris (7)MOORE, Jalen
11/17/15	7:00 p.m.	ADAMS STATE	W	83-68	8423	(21)SMITH, Chris	(9)TAYLOR, Quinn
11/20/15	7:00 p.m.	UNION (TENN.)	W	73-49	8628	(16)MOORE, Jalen	(11)SMITH, Chris
11/24/15	7:00 p.m.	UTAH VALLEY	W	81-55	8632	(17)SMITH, Chris	(14)EVANS, Lew
11/29/15	12:31 pm	at Duke		52-85	L 9314	(13)SMITH, Chris	(5)JONES, Elston
12/01/15	7:05 p.m.	at Missouri State	W	69-68	3694	(20)MOORE, Jalen	(11)EVANS, Lew
12/09/15	7:05 pm	at BYU		68-80	L 14048	(15)MOORE, Jalen	(8)EVANS, Lew
12/12/15	7 p.m.	UC IRVINE		63-73	L 8857	(17)PERKINS, Darius	(8)EVANS, Lew
12/21/15	8:00 p.m.	^ UTRGV	W	94-69	8156	(18)SMITH, Chris	(7)SMITH, Chris
12/22/15	8:00 p.m.	^ IDAHO STATE	W	69-58	7746	(22)SMITH, Chris	(10)SMITH, Chris
12/23/15	8:35 p.m.	^ NORTH DAKOTA ST.	W	76-62	8321	(18)MOORE, Jalen	(9)MOORE, Jalen
12/30/15	7:00 PM	* at San Jos� State	W	80-71	1417	(21)MOORE, Jalen	(6)EVANS, Lew
01/02/16	8 p.m.	* SAN DIEGO STATE		67-70	L 8626	(22)EVANS, Lew	(11)EVANS, Lew
01/05/16	8 p.m.	* BOISE STATE		61-76	L 8330	(18)MOORE, Jalen	(7)MOORE, Grayson
01/09/16	4 p.m.	* at New Mexico		59-77	L 13476	(17)MOORE, Jalen	(9)MOORE, Grayson
01/12/16	7 p.m.	* AIR FORCE	W	79-60	9243	(20)MOORE, Jalen	(9)MOORE, Grayson
01/16/16	2:01 pm	* at Colorado State	W	96-92	3752	(35)SMITH, Chris	(13)SMITH, Chris
01/19/16	7 p.m.	* UNLV		68-80	L 9394	(16)SMITH, Chris	(7)SMITH, Chris (7)EVANS, Lew
01/23/16	3:10 pm PST	* at San Diego State		55-70	L 12414	(15)RECTOR, Shane	(8)TAYLOR, Quinn
01/30/16	7 p.m.	* NEVADA		84-89	L 9659	(19)SMITH, Chris	(9)JONES, Elston
02/02/16	7 pm	* at Boise State		67-70	L 5544	(20)SMITH, Chris	(6)EVANS, Lew
02/06/16	4 p.m. MT	* at Wyoming		65-84	L 6141	(17)MOORE, Jalen	(5)EVANS, Lew
02/09/16	8 p.m.	* NEW MEXICO	W	80-72	9290	(19)SMITH, Chris	(10)TAYLOR, Quinn
02/17/16	7 p.m.	* COLORADO STATE	W	72-59	9377	(19)SMITH, Chris	(7)MOORE, Jalen (7)JONES, Elston
02/20/16	3 p.m. PT	* at Fresno State		68-75	L 7068	(13)MOORE, Jalen (13)RECTOR, Shane	(6)MOORE, Jalen (6)EVANS, Lew
02/24/16	7:05 p.m.	* at Nevada		68-73	L 6527	(16)MOORE, Jalen	(11)EVANS, Lew
02/27/16	7 p.m.	* SAN JOS� STATE	W	88-70	9437	(20)SMITH, Chris	(10)TAYLOR, Quinn
03/01/16	7:05 pm	* at Air Force	W	78-65	1556	(23)MOORE, Jalen (23)SMITH, Chris	(6)SMITH, Chris
03/05/16	7 p.m.	* FRESNO STATE		85-86	L 9870	(22)MOORE, Jalen	(9)JONES, Elston
03/09/16	12 pm	vs Wyoming	W	88-70	5970	(24)RECTOR, Shane	(9)MOORE, Jalen
03/10/16	12 pm	vs #1 San Diego State		65-71	L 8279	(15)EVANS, Lew	(9)MOORE, Jalen

^ = Global Sports Hoops Showcase

* = Conference game

ATTENDANCE SUMMARY	GAMES	TOTALS	AVG/GAME
HOME	16	141989	8874
AWAY	13	93915	7224
NEUTRAL	2	14249	7124
TOTAL	31	250153	8069

Opponent	1st	2nd	OT	Score	Mar	Tot FG	FG Pct	3-PT	3FG	FT	FT Pct	Reb	Mar	Asst	TO	B	S	FL
at Weber State	35/32	38/38	-	73-70	+3	28-61/22-48	.459/.458	8-20/8-19	.400/.421	9-15/18-23	.600/.783	35/30	+5	13/11	11/11	0/2	4/3	20/18
Adams State	47/27	36/41	-	83-68	+15	31-60/28-59	.517/.475	7-26/6-23	.269/.261	14-23/6-14	.609/.429	41/28	+13	17/17	15/15	7/1	7/6	20/20
Union (Tenn.)	38/14	35/35	-	73-49	+24	28-62/20-68	.452/.294	6-26/6-27	.231/.222	11-18/3-5	.611/.600	47/40	+7	20/8	12/13	4/0	5/9	11/18
Utah Valley	44/31	37/24	-	81-55	+26	30-55/19-56	.545/.339	6-15/5-20	.400/.250	15-19/12-21	.789/.571	46/25	+21	19/12	18/12	3/4	5/11	20/19
at Duke	27/38	25/47	-	52-85	-33	19-57/30-54	.333/.556	3-12/8-15	.250/.533	11-15/17-23	.733/.739	26/40	-14	6/13	13/15	1/8	8/9	20/19
at Missouri State	32/31	37/37	-	69-68	+1	25-58/25-52	.431/.481	10-23/7-17	.435/.412	9-13/11-18	.692/.611	31/33	-2	13/18	13/16	3/6	7/8	17/20
at BYU	24/39	44/41	-	68-80	-12	23-65/30-70	.354/.429	9-20/8-20	.450/.400	13-18/12-15	.722/.800	41/44	-3	15/17	13/11	2/8	5/5	17/17
UC Irvine	23/28	40/45	-	63-73	-10	23-65/28-58	.354/.483	10-28/7-18	.357/.389	7-10/10-13	.700/.769	35/42	-7	17/16	8/10	0/5	7/5	14/15
UTRGV	48/32	46/37	-	94-69	+25	36-64/25-58	.563/.431	11-26/11-24	.423/.458	11-18/8-10	.611/.800	35/31	+4	22/18	5/13	3/3	8/2	13/15
Idaho State	29/28	40/30	-	69-58	+11	21-53/23-57	.396/.404	8-28/4-18	.286/.222	19-26/8-13	.731/.615	42/30	+12	12/11	13/9	2/0	4/4	14/22
North Dakota State	43/34	33/28	-	76-62	+14	26-48/24-61	.542/.393	6-14/7-22	.429/.318	18-24/7-10	.750/.700	38/26	+12	15/14	15/7	3/2	2/6	12/18
at San José State	45/31	35/40	-	80-71	+9	26-55/24-57	.473/.421	11-20/9-23	.550/.391	17-25/14-23	.680/.609	34/39	-5	20/18	8/11	5/4	6/2	21/19
San Diego State	36/39	31/31	-	67-70	-3	19-47/27-62	.404/.435	5-20/6-17	.250/.353	24-29/10-20	.828/.500	30/39	-9	7/13	11/12	5/3	5/8	19/23
Boise State	29/31	32/45	-	61-76	-15	25-57/28-47	.439/.596	6-22/7-17	.273/.412	5-13/13-17	.385/.765	27/32	-5	14/13	16/16	2/1	6/7	15/18
at New Mexico	18/43	41/34	-	59-77	-18	23-67/29-58	.343/.500	6-29/5-16	.207/.313	7-13/14-19	.538/.737	35/44	-9	10/16	13/15	2/4	10/10	21/15
Air Force	36/28	43/32	-	79-60	+19	26-56/21-57	.464/.368	7-26/8-20	.269/.400	20-24/10-17	.833/.588	41/32	+9	15/14	9/10	5/1	3/6	15/19
at Colorado State	45/39	51/53	-	96-92	+4	32-64/32-70	.500/.457	13-27/15-36	.481/.417	19-25/13-18	.760/.722	42/37	+5	12/15	6/5	1/2	4/3	19/21
UNLV	36/35	32/45	-	68-80	-12	25-64/31-58	.391/.534	6-19/4-13	.316/.308	12-18/14-21	.667/.667	35/39	-4	10/16	16/16	1/8	10/8	19/20
at San Diego State	32/37	23/33	-	55-70	-15	22-60/24-53	.367/.453	7-24/5-16	.292/.313	4-7/17-22	.571/.773	33/37	-4	10/13	12/13	4/6	8/7	20/12
Nevada	35/49	49/40	-	84-89	-5	32-60/28-57	.533/.491	11-21/10-22	.524/.455	9-18/23-28	.500/.821	35/33	+2	18/15	14/11	2/1	3/10	17/17
at Boise State	38/28	29/42	-	67-70	-3	25-50/27-62	.500/.435	12-22/5-23	.545/.217	5-7/11-15	.714/.733	22/39	-17	14/7	17/17	1/0	4/8	16/17
at Wyoming	37/38	28/46	-	65-84	-19	25-52/28-56	.481/.500	7-15/20-38	.467/.526	8-15/8-10	.533/.800	27/34	-7	9/18	9/7	2/3	4/4	16/13
New Mexico	40/32	40/40	-	80-72	+8	25-51/27-59	.490/.458	9-25/7-19	.360/.368	21-28/11-16	.750/.688	33/31	+2	15/15	11/11	6/2	7/4	16/22
Colorado State	37/35	35/24	-	72-59	+13	27-56/20-61	.482/.328	9-23/8-31	.391/.258	9-16/11-17	.563/.647	35/43	-8	18/8	5/9	2/1	4/2	15/15
at Fresno State	37/44	31/31	-	68-75	-7	21-49/25-61	.429/.410	6-25/7-21	.240/.333	20-26/18-20	.769/.900	33/35	-2	12/18	14/6	3/2	3/7	19/22
at Nevada	35/28	33/45	-	68-73	-5	24-63/27-57	.381/.474	6-22/4-13	.273/.308	14-15/15-20	.933/.750	33/39	-6	14/17	11/15	2/5	4/5	20/14
San José State	43/36	45/34	-	88-70	+18	27-49/23-58	.551/.397	10-17/7-25	.588/.280	24-39/17-28	.615/.607	42/31	+11	20/15	17/15	1/4	11/11	25/25
at Air Force	40/33	38/32	-	78-65	+13	30-60/27-56	.500/.482	14-34/7-26	.412/.269	4-5/4-8	.800/.500	36/27	+9	19/18	13/13	2/2	7/7	11/9
Fresno State	42/31	43/55	-	85-86	-1	27-59/31-61	.458/.508	11-24/6-21	.458/.286	20-27/18-27	.741/.667	37/29	+8	17/15	18/6	1/2	3/11	19/19
vs Wyoming	47/30	41/40	-	88-70	+18	31-64/19-51	.484/.373	11-25/5-28	.440/.179	15-18/27-34	.833/.794	40/28	+12	19/6	8/8	2/0	1/1	24/20
vs San Diego State	35/36	30/35	-	65-71	-6	20-48/23-58	.417/.397	6-17/6-15	.353/.400	19-30/19-30	.633/.633	40/33	+7	12/10	9/6	4/6	5/2	21/18





2015-16 POINTS-REB-ASST



20 NCAA TOURNAMENTS • 9 NIT APPEARANCES • 16 CONFERENCE CHAMPIONSHIPS • 8 TOURNAMENT CHAMPIONSHIPS • 1 GOAL - WIN

OPPONENT	DATE	SCORE	W/L	00 CURETON	02 PERKINS	04 RECTOR	05 PEARRE	12 EVANS	14 J. MOORE
AT WEBER STATE	11/13/15	73-70	W	DNP	3-4-1	15-3-5	2-2-3	17-5-2	9-7-2
ADAMS STATE	11/17/15	83-68	W	0-2-0	7-3-3	6-0-2	7-3-3	6-2-1	17-7-1
UNION (TENN.)	11/20/15	73-49	W	3-2-1	8-2-2	9-2-3	5-2-2	7-2-2	16-8-3
UTAH VALLEY	11/24/15	81-55	W	5-1-2	4-4-2	7-1-5	7-2-1	15-14-3	11-5-1
AT DUKE	11/29/15	52-85	L	0-0-0	6-2-0	6-3-3	6-2-0	8-3-0	8-2-0
AT MISSOURI STATE	12/01/15	69-68	W	DNP	12-4-1	12-3-6	3-2-1	7-11-0	20-4-1
AT BYU	12/09/15	68-80	L	DNP	8-5-2	12-2-6	3-4-1	9-8-0	15-6-2
UC IRVINE	12/12/15	63-73	L	DNP	17-4-4	2-2-1	15-0-0	8-8-1	10-5-8
UTRGV	12/21/15	94-69	W	0-0-0	8-4-2	8-4-4	13-2-1	12-5-1	13-4-4
IDAHO STATE	12/22/15	69-58	W	DNP	12-2-1	2-3-2	2-2-0	6-6-0	19-9-1
NORTH DAKOTA STATE	12/23/15	76-62	W	DNP	5-2-1	5-1-4	17-1-1	10-3-0	18-9-2
AT SAN JOSÉ STATE	12/30/15	80-71	W	DNP	11-2-3	9-3-6	11-2-0	6-6-1	21-5-3
SAN DIEGO STATE	01/02/16	67-70	L	DNP	2-0-1	11-1-0	6-2-0	22-11-0	13-3-2
BOISE STATE	01/05/16	61-76	L	DNP	3-3-4	8-2-3	4-0-0	5-4-0	18-5-2
AT NEW MEXICO	01/09/16	59-77	L	DNP	6-2-2	1-1-2	9-1-0	0-2-0	17-7-2
AIR FORCE	01/12/16	79-60	W	0-0-1	3-1-1	13-1-1	12-2-3	DNP	20-6-6
AT COLORADO STATE	01/16/16	96-92	W	DNP	2-0-1	10-4-3	19-2-3	12-2-1	16-12-1
UNLV	01/19/16	68-80	L	DNP	6-2-1	12-4-4	5-2-2	12-7-1	9-6-1
AT SAN DIEGO STATE	01/23/16	55-70	L	DNP	13-0-1	15-2-4	2-1-1	3-1-1	11-5-1
NEVADA	01/30/16	84-89	L	DNP	14-2-4	16-3-3	8-2-2	4-4-0	17-6-3
AT BOISE STATE	02/02/16	67-70	L	DNP	5-5-3	11-1-3	8-3-0	8-6-2	11-2-2
AT WYOMING	02/06/16	69-84	L	0-1-0	0-1-0	6-1-1	7-1-4	0-5-0	17-2-1
NEW MEXICO	02/09/16	80-72	W	DNP	9-2-2	7-2-2	7-0-1	15-6-1	11-6-3
COLORADO STATE	02/17/16	72-59	W	DNP	8-0-1	9-3-5	2-1-1	7-5-1	16-7-4
AT FRESNO STATE	02/20/16	68-75	L	DNP	8-4-1	13-4-1	7-1-0	6-6-2	13-6-5
AT NEVADA	02/24/16	68-73	L	DNP	7-0-1	10-2-4	2-1-3	11-11-0	16-7-3
SAN JOSÉ STATE	02/27/16	88-70	W	1-0-0	12-4-4	9-5-2	7-2-2	7-7-3	11-7-6
AT AIR FORCE	03/01/16	78-65	W	DNP	6-4-7	6-3-4	10-2-2	4-4-2	23-5-1
FRESNO STATE	03/05/16	85-86	L	1-0-0	7-1-0	2-2-3	16-1-3	10-5-1	22-6-4
VS WYOMING	03/09/16	88-70	W	DNP	0-0-0	24-6-2	14-5-4	0-3-1	19-9-5
VS SAN DIEGO STATE	03/10/16	65-71	L	DNP	0-2-0	11-4-7	12-0-1	15-7-0	14-9-2
OPPONENT	DATE	SCORE	W/L	20 BOLTON III	22 TAYLOR	24 MIDDLETON	32 G. MOORE	34 SMITH	50 JONES
AT WEBER STATE	11/13/15	73-70	W	DNP	2-1-0	DNP	0-1-0	19-7-0	6-4-0
ADAMS STATE	11/17/15	83-68	W	0-0-0	12-9-3	DNP	3-4-2	21-7-2	8-4-0
UNION (TENN.)	11/20/15	73-49	W	0-1-1	2-2-1	DNP	4-4-1	10-11-2	9-9-2
UTAH VALLEY	11/24/15	81-55	W	0-0-3	7-8-1	DNP	5-3-1	17-6-0	3-1-0
AT DUKE	11/29/15	52-85	L	0-0-2	1-0-0	DNP	0-2-0	13-4-0	4-5-1
AT MISSOURI STATE	12/01/15	69-68	W	DNP	7-1-0	DNP	0-2-1	8-0-3	0-2-1
AT BYU	12/09/15	68-80	L	DNP	0-0-0	DNP	2-2-1	12-5-3	7-2-0
UC IRVINE	12/12/15	63-73	L	DNP	0-0-0	DNP	1-4-1	2-4-2	8-6-0
UTRGV	12/21/15	94-69	W	4-1-2	6-3-2	DNP	12-4-0	18-7-6	0-0-0
IDAHO STATE	12/22/15	69-58	W	3-0-1	0-0-0	DNP	1-3-1	22-10-6	2-5-0
NORTH DAKOTA STATE	12/23/15	76-62	W	DNP	2-2-1	DNP	0-3-3	15-8-2	4-5-1
AT SAN JOSÉ STATE	12/30/15	80-71	W	0-0-0	1-4-0	DNP	12-3-4	4-2-1	5-2-2
SAN DIEGO STATE	01/02/16	67-70	L	0-1-0	0-2-0	DNP	0-1-0	12-8-4	1-0-0
BOISE STATE	01/05/16	61-76	L	DNP	2-0-0	DNP	8-7-3	7-4-2	6-2-0
AT NEW MEXICO	01/09/16	59-77	L	DNP	4-3-0	DNP	6-9-3	14-6-0	2-3-1
AIR FORCE	01/12/16	79-60	W	DNP	4-8-1	DNP	1-9-1	19-5-1	7-3-0
AT COLORADO STATE	01/16/16	96-92	W	DNP	2-2-2	DNP	0-2-0	35-13-1	0-2-0
UNLV	01/19/16	68-80	L	DNP	2-1-1	2-0-0	DNP	16-7-0	4-2-0
AT SAN DIEGO STATE	01/23/16	55-70	L	DNP	0-8-0	2-2-0	DNP	2-4-2	7-7-0
NEVADA	01/30/16	84-89	L	DNP	0-0-0	0-0-0	DNP	19-8-4	6-9-2
AT BOISE STATE	02/02/16	67-70	L	DNP	DNP	0-1-0	DNP	20-1-3	4-2-1
AT WYOMING	02/06/16	65-84	L	2-2-1	10-3-0	6-1-0	DNP	13-2-0	4-4-2
NEW MEXICO	02/09/16	80-72	W	DNP	8-10-2	0-0-0	DNP	19-1-4	4-4-0
COLORADO STATE	02/17/16	72-59	W	DNP	3-6-1	DNP	DNP	19-4-3	8-7-2
AT FRESNO STATE	02/20/16	68-75	L	DNP	6-3-1	0-0-0	DNP	11-5-2	4-1-0
AT NEVADA	02/24/16	68-73	L	DNP	6-3-1	DNP	DNP	12-1-1	4-3-1
SAN JOSÉ STATE	02/27/16	88-70	W	DNP	16-10-2	4-0-0	DNP	20-5-1	1-2-0
AT AIR FORCE	03/01/16	78-65	W	DNP	4-5-2	DNP	DNP	23-6-1	2-3-0
FRESNO STATE	03/05/16	85-86	L	DNP	3-4-2	DNP	0-0-0	18-5-3	6-9-1
VS WYOMING	03/09/16	88-70	W	DNP	6-7-2	DNP	DNP	20-3-4	5-6-1
VS SAN DIEGO STATE	03/10/16	65-71	L	DNP	9-6-1	DNP	DNP	4-4-1	0-2-0

Overall Record	16-15
When the Aggies	they are
Play day games	2-6
Play night games	14-9
Lead at halftime	16-4
Trail at halftime	0-11
Are tied at halftime	0-0
Shoot better from the field than opponent	14-4
Shoot worse from the field than opponent	2-11
Shoot the same from the field as opponent	0-0
Shoot better from three-point range than opponent	12-5
Shoot worse from three-point range than opponent	4-10
Shoot the same from three-point range as opponent	0-0
Shoot better from the line than opponent	13-3
Shoot worse from the line than opponent	3-10
Shoot the same from the line as opponent	0-2
Outrebound opponent	13-3
Are outrebounded by opponent	3-12
Are even in rebounds with opponent	0-0
Have more offensive rebounds than opponent	8-7
Have fewer offensive rebounds than opponent	5-6
Have the same number of offensive rebounds	3-2
Have more defensive rebounds than opponents	13-5
Have fewer defensive rebounds than opponents	2-10
Have the same number of defensive rebounds	1-0
Commit more fouls than opponent	5-6
Commit fewer fouls than opponent	8-6
Commit same number of fouls	3-3
Have more assists than opponent	12-6
Have fewer assists than opponent	2-9
Have same number of assists	2-0
Commit more turnovers than opponent	5-6
Commit fewer turnovers than opponent	6-6
Commit the same number of turnovers	5-3
Block more shots than opponent	9-5
Block fewer shots than opponent	5-10
Block the same number of shots	2-0
Have more steals than opponent	7-4
Have fewer steals than opponent	5-8
Have same number of steals	4-3
Starting frontline outscored the opponent's	9-4
Starting frontline is outscored by the opponent's	6-11
Starting frontlines scores same amount	1-0
Starting backcourt outscored the opponent's	9-5
Starting backcourt is outscored by the opponent's	6-10
Starting backcourts scores same amount	1-0
Bench outscored the opponent's	13-8
Bench is outscored by the opponent's	2-7
Bench scores same amount	1-0

Utah State's Points Scored/Allowed Summary					
Record When Scoring			Record When Allowing		
0-0	30-39	0-0	0-0		
0-0	40-49	1-0	1-0		
0-3	50-59	3-0	3-0		
2-10	60-69	6-0	6-0		
6-0	70-79	5-9	5-9		
6-2	80-89	0-6	0-6		
2-0	90-99	1-0	1-0		
0-0	100+	0-0	0-0		
Utah State's Record When the Margin is...					
1 (pt.)	2	3	4	5	6
1-1	0-0	1-2	1-0	0-2	0-1
7	8	9	10-15	16-20	20+
0-1	1-0	1-0	3-5	3-2	3-1
Utah State's Record by Month					
Nov.	Dec.	Jan.	Feb.	March	
4-1	5-2	2-6	3-4	2-2	
Utah State's Record by Day of the Week					
Sun.	Mon.	Tues.	Wed.	Thurs.	Fri.
0-1	1-0	7-3	4-2	0-1	2-0
Sat.					
2-8					
2015-16 Starters/Non-Starters Production Summary					
Starters			Bench		
Total/% Team			Total/% Team		
Minutes	4,282/69.1%		1,918/30.9%		
Points	1,578/69.4%		696/30.6%		
Rebounds	700/63.2%		407/36.8%		
2015-16 Miscellaneous Statistics					
	Games	Double Figure Scoring	20-Pt. Games	Double Figure Reb(Asst)	Double Doubles
0 Cureton	9	0	0	0	0
2 Perkins	31	7	0	0	0
4 Rector	31	13	1	0	0
5 Pearre	31	10	0	0	0
12 Evans	30	10	0	1	3
14 J. Moore	31	28	4	1	1
20 Bolton	9	0	0	0	0
22 Taylor	30	3	0	0	0
24 Middleton	8	0	0	0	0
32 G. Moore	18	2	0	0	0
34 Smith	31	25	5	3	3
50 Jones	31	0	0	0	0
2015-16 Scoring Average by Halves					
	1st Half	2nd Half	OT1	OT2	Total
Utah State	36.6	36.8	0	0	73.4
Opponents	33.4	38.1	0	0	71.5
2015-16 Starting Lineups					
Evans (F), J. Moore (F), Smith (G), Perkins (G), Rector (G)	5-2				
Jones (F), J. Moore (F), Smith (G), Pearre (G), Perkins (G)	4-3				
Jones (F), J. Moore (F), Smith (G), Perkins (G), Rector (G)	0-3				
Evans (F), J. Moore (F), G. Moore (F), Smith (G), Perkins (G)	0-1				
Taylor (F), J. Moore (F), G. Moore (F), Smith (G), Perkins (G)	2-0				
Taylor (F), J. Moore (F), Smith (G), Pearre (G), Perkins (G)	0-2				
Taylor (F), Evans (F), J. Moore (F), Smith (G), Perkins (G)	4-2				
J. Moore (F), G. Moore (F), Cureton (G), Smith (G), Perkins (G) ..	0-1				
Taylor (F), Evans (F), J. Moore (F), Smith (G), Rector (G)	1-1				
2015-16 Specialty Stats					
	FTs under 1 min	Charges Drawn	Dunks		
4 Shane Rector	10-13	-	1		
5 Julion Pearre	0-1	2	1		
12 Lew Evans	2-2	13	3		
14 Jalen Moore	4-7	3	21		
20 Henry Bolton	1-2	-	-		
22 Quinn Taylor	0-2	1	3		
24 John Middleton	-	-	1		
32 Grayson Moore	0-1	1	6		
34 Chris Smith	7-8	-	10		



TRACE CURETON

0 | WING

Senior | 6-4 | 190 | 2L

Indianapolis, Ind. • Sinclair Community College/Cathedral High School

Appeared in 20 games with one start in two years at Utah State... Averaged 1.4 points and 0.7 rebounds per game... Recorded career highs of six points (at San Diego State, 1/31/15), two rebounds (three times), two assists (Utah Valley, 11/24/15), two steals (San José State, 12/31/14) and 13 minutes (two times).

CAREER STATISTICS

Year	GP-GS	Min	Avg	FG-FGA	Pct	3FG-FGA	Pct	FT-FTA	Pct	Off	Def	Tot	Avg	PF	FO	A	TO	Blk	Stl	Pts	Avg
2014-15 (Jr.)	11-0	73	6.6	5-18	.278	2-5	.400	5-8	.625	1	6	7	0.6	3	0	2	4	0	3	17	1.5
2015-16 (Sr.)	9-1	44	4.9	3-11	.273	1-6	.167	3-7	.429	1	5	6	0.7	3	0	4	3	0	1	10	1.1
TOTAL	20-1	117	5.9	8-29	.276	3-11	.273	8-15	.533	2	11	13	0.7	6	0	6	7	0	4	27	1.4



LEW EVANS

12 | FORWARD

Redshirt Junior | 6-9 | 230 | 1L

Salt Lake City, Utah • Tulsa/New Hampton Prep (N.H.)

Appeared in 30 games with 16 starts in his only season at Utah State... Averaged 8.4 points and 5.6 rebounds per game... Recorded USU highs of 22 points (San Diego State, 1/2/16), 14 rebounds (Utah Valley, 11/24/15), and three assists (twice), one steal (11 times), and 32 minutes (three times) while wearing an Aggie uniform... Named academic all-Mountain West.

CAREER STATISTICS

Year	GP-GS	Min	Avg	FG-FGA	Pct	3FG-FGA	Pct	FT-FTA	Pct	Off	Def	Tot	Avg	PF	FO	A	TO	Blk	Stl	Pts	Avg
2013-14 (Fr./Tulsa)	34-22	699	20.6	63-183	.344	29-112	.259	25-43	.581	33	107	140	4.1	112	4	21	38	5	11	180	5.3
2014-15 (RS)	Redshirt																				
2015-16 (R.Jr.)	30-16	642	21.4	77-187	.412	26-73	.356	72-101	.713	57	112	169	5.6	78	1	27	53	5	11	252	8.4
TOTAL	64-38	1,341	21.0	140-370	.378	55-185	.297	97-144	.674	90	219	309	4.8	190	5	48	91	10	22	432	6.8



ELSTON JONES

50 | FORWARD

Sophomore | 6-9 | 265 | 2L

Goodyear, Ariz. • Millennium High School

Appeared in 59 games with 10 starts in two years at Utah State... Averaged 2.8 points and 2.9 rebounds per game... Recorded career highs of nine points (Union, 11/20/15), nine rebounds (four times), two assists (seven times), three steals (at Nevada, 1/20/15), three blocks (twice) and 27 minutes (two times).

CAREER STATISTICS

Year	GP-GS	Min	Avg	FG-FGA	Pct	3FG-FGA	Pct	FT-FTA	Pct	Off	Def	Tot	Avg	PF	FO	A	TO	Blk	Stl	Pts	Avg
2014-15 (Fr.)	28-0	269	9.6	15-34	.441	0-0	.000	7-15	.467	17	38	55	2.0	44	0	17	8	12	6	37	1.3
2015-16 (So.)	31-10	457	14.7	51-100	.510	0-0	.000	29-56	.518	55	61	116	3.7	77	2	18	34	20	15	131	4.2
TOTAL	59-10	726	12.3	66-134	.493	0-0	.000	36-71	.507	72	99	171	2.9	121	2	35	42	32	21	168	2.8



JOHN MIDDLETON

24 | GUARD

Freshman | 6-4 | 215 | 1L

Atlantic City, N.J. • Holy Spirits High School

Appeared in eight games in his only season at Utah State... Averaged 1.8 points and 0.5 rebounds per game... Recorded season highs of six points (at Wyoming 2/6/16), two rebounds (at San Diego State 1/23/16), one steal (two times), 17 minutes (at Wyoming 2/6/16).

CAREER STATISTICS

Year	GP-GS	Min	Avg	FG-FGA	Pct	3FG-FGA	Pct	FT-FTA	Pct	Off	Def	Tot	Avg	PF	FO	A	TO	Blk	Stl	Pts	Avg
2015-16 (Fr.)	8-0	49	6.1	4-13	.308	1-4	.250	5-8	.625	1	3	4	0.5	5	0	0	1	0	2	14	1.8



GRAYSON MOORE

32 | FORWARD

Redshirt Senior | 6-7 | 210 | 1L
North Logan, Utah • Northwest Nazarene/Sky View High School

Appeared in 18 games with four starts in his only season at Utah State... Averaged 3.1 points and 3.5 rebounds per game... Recorded career highs of 12 points (two times), nine rebounds (two times), four assists (at San Jose State, 12/30/15), four steals (at New Mexico, 1/9/16), two blocks (two times), and 30 minutes (New Mexico, 1/9/16)... Named to the NABC Honors Court and academic all-Mountain West.

CAREER STATISTICS

Year	GP-GS	Min	Avg	FG-FGA	Pct	3FG-FGA	Pct	FT-FTA	Pct	Off	Def	Tot	Avg	PF	FO	A	TO	Blk	Stl	Pts	Avg
2014-15 (RS)																					
2015-16 (RSr.)	18-4	252	14.0	17-48	.354	7-25	.280	14-21	.667	23	40	63	3.5	18	0	21	13	8	8	55	3.1



DARIUS PERKINS

2 | GUARD

Senior | 6-2 | 210 | 2L
Fort Myers, Fla. • Miami Dade College/Chaminade-Madonna High School

Appeared in 62 games with 60 starts... Finished his career No. 9 all-time in career 3-point field goal percentage (.414)... Recorded a double-double of 11 points and 10 rebounds against Air Force (1/17/15), the first points/assists double-double since Brockeith Pane recorded 20 points/10 assists against Oakland during the 2010-11 season... Averaged 8.1 points and 2.3 rebounds per game... Recorded career highs of 21 points (BYU, 12/2/14), six rebounds (at San Diego State, 1/31/15), 10 assists (Air Force, 1/17/15), three steals (twice), one block (three times) and 39 minutes (at UNLV, 1/24/15).

CAREER STATISTICS

Year	GP-GS	Min	Avg	FG-FGA	Pct	3FG-FGA	Pct	FT-FTA	Pct	Off	Def	Tot	Avg	PF	FO	A	TO	Blk	Stl	Pts	Avg
2014-15 (Jr.)	31-31	911	29.4	98-243	.403	62-146	.425	36-56	.643	9	66	75	2.4	48	0	101	65	1	18	294	9.5
2015-16 (Sr.)	31-29	761	24.5	73-176	.415	44-110	.400	18-22	.818	3	65	68	2.2	45	0	56	39	2	16	208	6.7
TOTAL	62-60	1,672	27.0	171-419	.408	106-256	.414	54-78	.692	12	131	143	2.3	93	0	157	104	3	34	502	8.1



CHRIS SMITH

34 | GUARD

Senior | 6-4 | 210 | 2L
Sacramento, Calif. • Yuba College/Center High School

Two-time all-Mountain West, earning third-team as a senior and honorable mention honors as a junior... Named the Global Sports Hoops Showcase MVP after averaging 18.3 points, 8.3 rebounds, 4.7 assists and 1.0 blocks over the three-game tournament... Led the MW behind the 3-point line as a senior, shooting 45.0 percent (63-of-140)... Finished his career ranked No. 3 behind the 3-point line, shooting 45.1 percent (126-of-273) from behind the arc... Recorded the fifth-best 3-point shooting percentage in school history, shooting 47.4 percent (63-of-133) as a junior... Averaged 13.8 points and 4.5 rebounds per game... Recorded career highs of 35 points (at Colorado State, 1/16/16), 13 rebounds (at Colorado State, 1/16/16), six assists (twice), three steals (at Boise State, 2/2/16), two blocks (three times) and 42 minutes (at UC Davis, 11/26/14).

CAREER STATISTICS

Year	GP-GS	Min	Avg	FG-FGA	Pct	3FG-FGA	Pct	FT-FTA	Pct	Off	Def	Tot	Avg	PF	FO	A	TO	Blk	Stl	Pts	Avg
2014-15 (Jr.)	31-31	996	32.1	128-267	.479	63-133	.474	72-94	.766	12	107	119	3.8	66	0	79	46	6	21	391	12.6
2015-16 (Sr.)	31-31	960	31.0	161-326	.494	63-140	.450	79-106	.745	43	120	163	5.3	66	1	64	50	12	25	464	15.0
TOTAL	62-62	1,956	31.5	289-593	.487	126-273	.451	151-200	.755	55	227	282	4.5	132	1	143	96	18	46	855	13.8

UTAH STATE™



2015-16 MW OVERALL STATS



	MW					Overall					
	W	L	Pct	Home	Away	W	L	Pct	Home	Away	Neut
San Diego State	16	2	.889	8-1	8-1	28	10	.737	16-4	9-2	3-4
Fresno State	13	5	.722	8-1	5-4	25	10	.714	16-2	7-7	2-1
Boise State	11	7	.611	7-2	4-5	20	12	.625	14-2	5-7	1-3
Nevada	10	8	.556	6-3	4-5	24	14	.632	16-3	5-10	3-1
New Mexico	10	8	.556	6-3	4-5	17	15	.531	12-4	5-7	0-4
UNLV	8	10	.444	7-2	1-8	18	15	.545	13-4	2-10	3-1
Colorado State	8	10	.444	6-3	2-7	18	16	.529	12-5	3-9	3-2
Utah State	7	11	.389	4-5	3-6	16	15	.516	10-6	5-8	1-1
Wyoming	7	11	.389	5-4	2-7	13	18	.419	9-6	4-8	0-4
Air Force	5	13	.278	5-4	0-9	14	18	.438	12-5	2-13	0-0
San Jose State	4	14	.222	4-5	0-9	9	22	.290	7-7	1-13	1-2

SCORING OFFENSE

##	Team	G	W-L	Pts	Avg/G
1.	Colorado State	34	18-16	2700	79.4
2.	UNLV	33	18-15	2581	78.2
3.	Boise State	32	20-12	2480	77.5
4.	New Mexico	32	17-15	2432	76.0
5.	Nevada	38	24-14	2878	75.7
6.	Fresno State	35	25-10	2630	75.1
7.	Utah State	31	16-15	2274	73.4
8.	Wyoming	31	13-18	2193	70.7
9.	San Jose State	31	9-22	2186	70.5
10.	San Diego State	38	28-10	2605	68.6
11.	Air Force	32	14-18	2189	68.4

SCORING DEFENSE

##	Team	G	Pts	Avg/G
1.	San Diego State	38	2303	60.6
2.	Boise State	32	2246	70.2
3.	Fresno State	35	2475	70.7
4.	Utah State	31	2217	71.5
5.	Nevada	38	2740	72.1
6.	Wyoming	31	2240	72.3
7.	Air Force	32	2330	72.8
8.	New Mexico	32	2348	73.4
9.	UNLV	33	2427	73.5
10.	San Jose State	31	2290	73.9
11.	Colorado State	34	2626	77.2

SCORING MARGIN

##	Team	G	OFF	DEF	Margin
1.	San Diego State	38	68.6	60.6	+7.9
2.	Boise State	32	77.5	70.2	+7.3
3.	UNLV	33	78.2	73.5	+4.7
4.	Fresno State	35	75.1	70.7	+4.4
5.	Nevada	38	75.7	72.1	+3.6
6.	New Mexico	32	76.0	73.4	+2.6
7.	Colorado State	34	79.4	77.2	+2.2
8.	Utah State	31	73.4	71.5	+1.8
9.	Wyoming	31	70.7	72.3	-1.5
10.	San Jose State	31	70.5	73.9	-3.4
11.	Air Force	32	68.4	72.8	-4.4

FREE THROW PCT

##	Team	G	FTM	FTA	Pct
1.	New Mexico	32	578	783	.738
2.	Nevada	38	730	992	.736
3.	Colorado State	34	618	861	.718
4.	Wyoming	31	508	710	.715
5.	Boise State	32	535	755	.709
6.	Fresno State	35	559	805	.694
7.	Utah State	31	413	597	.692
8.	San Diego State	38	613	892	.687
9.	Air Force	32	483	707	.683
10.	UNLV	33	555	815	.681
11.	San Jose State	31	462	701	.659

FIELD GOAL PERCENTAGE

##	Team	G	FG	FGA	Pct
1.	New Mexico	32	829	1782	.465
2.	Boise State	32	842	1859	.453
3.	Utah State	31	802	1779	.451
4.	UNLV	33	887	2015	.440
5.	Wyoming	31	689	1570	.439
6.	Fresno State	35	926	2126	.436
7.	Air Force	32	752	1761	.427
8.	Colorado State	34	878	2065	.425
9.	Nevada	38	973	2293	.424
10.	San Jose State	31	756	1783	.424
11.	San Diego State	38	885	2100	.421

FIELD GOAL PCT DEFENSE

##	Team	G	FG	FGA	Pct
1.	San Diego State	38	799	2142	.373
2.	Nevada	38	934	2335	.400
3.	UNLV	33	831	2007	.414
4.	New Mexico	32	807	1919	.421
5.	Fresno State	35	812	1929	.421
6.	Air Force	32	784	1823	.430
7.	San Jose State	31	761	1767	.431
8.	Wyoming	31	764	1758	.435
9.	Utah State	31	795	1800	.442
10.	Boise State	32	785	1765	.445
11.	Colorado State	34	918	2040	.450

3-POINT FG PCT

##	Team	G	FG	FGA	Pct
1.	Wyoming	31	307	829	.370
2.	Utah State	31	257	695	.370
3.	Colorado State	34	326	896	.364
4.	New Mexico	32	196	540	.363
5.	Fresno State	35	219	638	.343
6.	Air Force	32	202	596	.339
7.	UNLV	33	252	760	.332
8.	Boise State	32	261	788	.331
9.	San Diego State	38	222	687	.323
10.	San Jose State	31	212	690	.307
11.	Nevada	38	202	658	.307

3-POINT FG PCT DEFENSE

##	Team	G	FG	FGA	Pct
1.	San Diego State	38	228	760	.300
2.	Nevada	38	264	817	.323
3.	New Mexico	32	247	761	.325
4.	UNLV	33	213	647	.329
5.	Fresno State	35	252	761	.331
6.	Utah State	31	228	663	.344
7.	Air Force	32	290	843	.344
8.	Boise State	32	234	669	.350
9.	San Jose State	31	211	600	.352
10.	Colorado State	34	283	804	.352
11.	Wyoming	31	229	650	.352

REBOUNDING OFFENSE

##	Team	G	Reb	Avg/G
1.	Nevada	38	1535	40.4
2.	Colorado State	34	1360	40.0
3.	San Diego State	38	1475	38.8
4.	UNLV	33	1267	38.4
5.	Fresno State	35	1293	36.9
6.	New Mexico	32	1173	36.7
7.	San Jose State	31	1130	36.5
8.	Utah State	31	1107	35.7
9.	Boise State	32	1111	34.7
10.	Air Force	32	1109	34.7
11.	Wyoming	31	943	30.4

REBOUNDING DEFENSE

##	Team	G	Reb	Avg/G
1.	Boise State	32	1050	32.8
2.	New Mexico	32	1053	32.9
3.	San Diego State	38	1266	33.3
4.	Utah State	31	1070	34.5
5.	Colorado State	34	1177	34.6
6.	Fresno State	35	1275	36.4
7.	San Jose State	31	1133	36.5
8.	Wyoming	31	1148	37.0
9.	Air Force	32	1188	37.1
10.	Nevada	38	1460	38.4
11.	UNLV	33	1282	38.8

REBOUNDING MARGIN

##	Team	G	TEAM	Avg	OPP	Avg	Mar
1.	San Diego St.	38	1475	38.8	1266	33.3	+5.5
2.	Colorado St.	34	1360	40.0	1177	34.6	+5.4
3.	New Mexico	32	1173	36.7	1053	32.9	+3.8
4.	Nevada	38	1535	40.4	1460	38.4	+2.0
5.	Boise State	32	1111	34.7	1050	32.8	+1.9
6.	Utah State	31	1107	35.7	1070	34.5	+1.2
7.	Fresno State	35	1293	36.9	1275	36.4	+0.5
8.	San Jose State	31	1130	36.5	1133	36.5	-0.1
9.	UNLV	33	1267	38.4	1282	38.8	-0.5
10.	Air Force	32	1109	34.7	1188	37.1	-2.5
11.	Wyoming	31	943	30.4	1148	37.0	-6.6

BLOCKED SHOTS

##	Team	G	Blocks	Avg/G
1.	Nevada	38	216	5.7
2.	San Diego State	38	207	5.4
3.	UNLV	33	171	5.2
4.	New Mexico	32	130	4.1
5.	Fresno State	35	138	3.9
6.	San Jose State	31	120	3.9
7.	Wyoming	31	82	2.6
8.	Utah State	31	81	2.6
9.	Colorado State	34	77	2.3
10.	Boise State	32	64	2.0
11.	Air Force	32	58	1.8



2015-16 MW OVERALL STATS



ASSISTS

##	Team	G	Assists	Avg/G
1.	UNLV	33	499	15.1
2.	Utah State	31	454	14.6
3.	San Jose State	31	449	14.5
4.	New Mexico	32	461	14.4
5.	Boise State	32	430	13.4
6.	Colorado State	34	455	13.4
7.	Fresno State	35	466	13.3
8.	Air Force	32	420	13.1
9.	Nevada	38	478	12.6
10.	Wyoming	31	372	12.0
11.	San Diego State	38	405	10.7

STEALS

##	Team	G	Steals	Avg/G
1.	Fresno State	35	295	8.4
2.	UNLV	33	266	8.1
3.	Nevada	38	254	6.7
4.	Boise State	32	209	6.5
5.	Air Force	32	196	6.1
6.	San Jose State	31	186	6.0
7.	New Mexico	32	180	5.6
8.	San Diego State	38	210	5.5
9.	Utah State	31	170	5.5
10.	Wyoming	31	126	4.1
11.	Colorado State	34	131	3.9

TURNOVER MARGIN

##	Team	G	TEAM	Avg	OPP	Avg	Mar
1.	Fresno State	35	378	10.8	530	15.1	+4.34
2.	Boise State	32	372	11.6	473	14.8	+3.16
3.	UNLV	33	466	14.1	504	15.3	+1.15
4.	Air Force	32	422	13.2	436	13.6	+0.44
5.	Nevada	38	495	13.0	490	12.9	-0.13
6.	San Diego St.	38	468	12.3	461	12.1	-0.18
7.	Wyoming	31	346	11.2	335	10.8	-0.35
8.	Utah State	31	373	12.0	354	11.4	-0.61
9.	Colorado St.	34	396	11.6	355	10.4	-1.21
10.	San Jose St.	31	428	13.8	387	12.5	-1.32
11.	New Mexico	32	489	15.3	393	12.3	-3.00

ASSIST/TURNOVER RATIO

##	Team	G	Asst	Avg	Turn	Avg	Ratio
1.	Fresno State	35	466	13.3	378	10.8	1.2
2.	Utah State	31	454	14.6	373	12.0	1.2
3.	Boise State	32	430	13.4	372	11.6	1.2
4.	Colorado St.	34	455	13.4	396	11.6	1.1
5.	Wyoming	31	372	12.0	346	11.2	1.1
6.	UNLV	33	499	15.1	466	14.1	1.1
7.	San Jose St.	31	449	14.5	428	13.8	1.0
8.	Air Force	32	420	13.1	422	13.2	1.0
9.	Nevada	38	478	12.6	495	13.0	1.0
10.	New Mexico	32	461	14.4	489	15.3	0.9
11.	San Diego St.	38	405	10.7	468	12.3	0.9

OFFENSIVE REBOUNDS

##	Team	G	No.	Avg/G
1.	Colorado State	34	441	13.0
2.	Nevada	38	459	12.1
3.	San Diego State	38	453	11.9
4.	Fresno State	35	409	11.7
5.	UNLV	33	371	11.2
6.	San Jose State	31	327	10.5
7.	Utah State	31	319	10.3
8.	Boise State	32	315	9.8
9.	New Mexico	32	310	9.7
10.	Air Force	32	285	8.9
11.	Wyoming	31	175	5.6

DEFENSIVE REBOUNDS

##	Team	G	No.	Avg/G
1.	Nevada	38	1076	28.3
2.	UNLV	33	896	27.2
3.	Colorado State	34	919	27.0
4.	New Mexico	32	863	27.0
5.	San Diego State	38	1022	26.9
6.	San Jose State	31	803	25.9
7.	Air Force	32	824	25.8
8.	Utah State	31	788	25.4
9.	Fresno State	35	884	25.3
10.	Boise State	32	796	24.9
11.	Wyoming	31	768	24.8

DEFENSIVE REB PCT.

##	Team	G	D-Reb	O-Reb	DRPct
1.	Boise State	32	796	264	.751
2.	Colorado State	34	919	305	.751
3.	San Diego State	38	1022	390	.724
4.	San Jose State	31	803	319	.716
5.	Air Force	32	824	328	.715
6.	Utah State	31	788	315	.714
7.	New Mexico	32	863	345	.714
8.	Fresno State	35	884	370	.705
9.	UNLV	33	896	385	.699
10.	Nevada	38	1076	463	.699
11.	Wyoming	31	768	336	.696

OFFENSIVE REB PCT.

##	Team	G	O-Reb	D-Reb	ORPct
1.	San Diego State	38	453	876	.341
2.	Colorado State	34	441	872	.336
3.	Nevada	38	459	997	.315
4.	Fresno State	35	409	905	.311
5.	New Mexico	32	310	708	.305
6.	Utah State	31	319	755	.297
7.	UNLV	33	371	897	.293
8.	San Jose State	31	327	814	.287
9.	Boise State	32	315	786	.286
10.	Air Force	32	285	860	.249
11.	Wyoming	31	175	812	.177

3-POINT FG MADE

##	Team	G	3FG	Avg/G
1.	Wyoming	31	307	9.9
2.	Colorado State	34	326	9.6
3.	Utah State	31	257	8.3
4.	Boise State	32	261	8.2
5.	UNLV	33	252	7.6
6.	San Jose State	31	212	6.8
7.	Air Force	32	202	6.3
8.	Fresno State	35	219	6.3
9.	New Mexico	32	196	6.1
10.	San Diego State	38	222	5.8
11.	Nevada	38	202	5.3

SCORING

##	Player-Team	CI	G	FG	3FG	FT	Pts	Avg/G
1.	ADAMS, Josh-WY	SR	30	217	96	210	740	24.7
2.	BROWN, Elijah-NM	SO	32	194	89	217	694	21.7
3.	HARRIS, Marvelle-FS	SR	35	240	66	179	725	20.7
4.	WILLIAMS, Tim-NM	JR	32	215	0	109	539	16.8
5.	SCOTT, Antwan-CS	SR	33	173	96	99	541	16.4
6.	WEBB III, James-BSU	JR	31	177	27	108	489	15.8
7.	MOORE, Jalen-US	JR	31	170	50	81	471	15.2
8.	COLEMAN, Marqueze-NV	SR	34	151	30	181	513	15.1
9.	SMITH, Chris-US	SR	31	161	63	79	464	15.0
10.	MCCAW, Patrick-LV	SO	33	168	68	82	486	14.7
11.	McMANAMEN, Jason-WY	JR	31	136	92	83	447	14.4
12.	GRAHAM, Hayden-AF	JR	31	168	35	57	428	13.8
13.	FENNER, D.J.-NV	JR	38	174	53	118	519	13.7
14.	OLIVER, Cameron-NV	FR	38	201	20	89	511	13.4
15.	DRMIC, Anthony-BSU	SR	31	134	61	85	414	13.4
16.	CRISWELL, Tyron-NV	SR	38	173	13	147	506	13.3
17.	GILLON, John-CS	JR	34	119	60	152	450	13.2
18.	KELL, Trey-SD	SO	38	158	71	90	477	12.6
19.	NEAL, Cullen-NM	SO	31	120	53	87	380	12.3
20.	HEMSLEY, Jeremy-SD	FR	37	147	42	107	443	12.0

REBOUNDING

##	Player-Team	CI	G	OFF	DEF	TOT	Avg/G
1.	WEBB III, James-BSU	JR	31	74	209	283	9.1
2.	OLIVER, Cameron-NV	FR	38	103	242	345	9.1
3.	ZIMMERMAN JR., S.-LV	FR	26	56	171	227	8.7
4.	OMOGBO, Emmanuel-CS	JR	33	102	162	264	8.0
5.	DANIELS, Tiel-CS	SR	34	121	139	260	7.6
6.	WILLIAMS, Tim-NM	JR	32	65	172	237	7.4
7.	ROGERS, Frank-SJ	SR	31	65	155	220	7.1
8.	SHEPARD, Winston-SD	SR	37	64	174	238	6.4
9.	EDO, Karachi-FS	JR	32	103	99	202	6.3
10.	GRAHAM, Hayden-AF	JR	31	51	143	194	6.3
11.	CRISWELL, Tyron-NV	SR	38	93	142	235	6.2
12.	MOORE, Jalen-US	JR	31	44	143	187	6.0
13.	RUSSO, Cullen-FS	JR	34	55	149	204	6.0
14.	AGET, Obij-NM	JR	32	67	115	182	5.7
15.	EVANS, Lew-US	JR	30	57	112	169	5.6
16.	CLARKE, Brandon-SJ	FR	31	65	109	174	5.6
17.	SPENCER, Skylar-SD	SR	38	93	119	212	5.6
18.	ADAMS, Josh-WY	SR	30	18	148	166	5.5
19.	BROWN, Elijah-NM	SO	32	22	154	176	5.5
20.	CHEATHAM, Zylan-SD	FR	38	62	143	205	5.4

QUICK FACTS

OUTLOOK

AGGIE BIOS

COACHES

OPONENTS

SEASON REVIEW

RECORDS

UNIVERSITY

FIELD GOAL PCT (Min. 5.0 made per game)

##	Player-Team	CI	G	FG	FGA	Pct
1.	WILLIAMS, Tim-NM	JR	32	215	356	.604
2.	OLIVER, Cameron-NV	FR	38	201	396	.508
3.	WEBB III, James-BSU	JR	31	177	358	.494
4.	SMITH, Chris-US	SR	31	161	326	.494
5.	GRAHAM, Hayden-AF	JR	31	168	347	.484
6.	MCCAW, Patrick-LV	SO	33	168	361	.465
7.	ADAMS, Josh-WY	SR	30	217	492	.441
8.	MOORE, Jalen-US	JR	31	170	387	.439

ASSISTS

##	Player-Team	CI	G	Assists	Avg/G
1.	HARRIS, Marvelle-FS	SR	35	156	4.5
2.	ADAMS, Josh-WY	SR	30	127	4.2
3.	SEAGEARS, Jerome-LV	SR	31	126	4.1
4.	MCCAW, Patrick-LV	SO	33	128	3.9
5.	GILLON, John-CS	JR	34	130	3.8
6.	THOMPSON, Mikey-BSU	SR	32	121	3.8
7.	NEAL, Cullen-NM	SO	31	114	3.7
8.	COLEMAN, Marquese-NV	SR	34	111	3.3
9.	RECTOR, Shane-US	JR	31	101	3.3

FREE THROW PCT (Min. 2.5 made per game)

##	Player-Team	CI	G	FTM	FTA	Pct
1.	GILLON, John-CS	JR	34	152	173	.879
2.	FENNER, D.J.-NV	JR	38	118	138	.855
3.	BROWN, Elijah-NM	SO	32	217	255	.851
4.	ADAMS, Josh-WY	SR	30	210	254	.827
5.	THOMPSON, Mikey-BSU	SR	32	111	135	.822
6.	SCOTT, Antwan-CS	SR	33	99	130	.762
7.	HEMSLEY, Jeremy-SD	FR	37	107	141	.759
8.	McMANAMEN, Jason-WY	JR	31	83	110	.755
9.	HARRIS, Marvelle-FS	SR	35	179	238	.752
10.	SMITH, Chris-US	SR	31	79	106	.745

STEALS

##	Player-Team	CI	G	Steals	Avg/G
1.	MCCAW, Patrick-LV	SO	33	81	2.5
2.	HARRIS, Marvelle-FS	SR	35	76	2.2
3.	RUSSO, Cullen-FS	JR	34	60	1.8
4.	DREW, Lindsey-NV	FR	37	56	1.5
5.	ADAMS, Josh-WY	SR	30	44	1.5
6.	WEBB III, James-BSU	JR	31	44	1.4
7.	THORNTON, Isaac-SJ	JR	31	43	1.4
8.	SEAGEARS, Jerome-LV	SR	31	39	1.3
9.	LEWIS, Julien-FS	SR	34	42	1.2
10.	RECTOR, Shane-US	JR	31	38	1.2

3-POINT FG PCT (Min. 1.9 made per game)

##	Player-Team	CI	G	3FG	FGA	Pct
1.	SMITH, Chris-US	SR	31	63	140	.450
2.	McMANAMEN, Jason-WY	JR	31	92	209	.440
3.	SCOTT, Antwan-CS	SR	33	96	231	.416
4.	BROWN, Elijah-NM	SO	32	89	226	.394
5.	DE CUMAN, Joe-CS	SR	34	67	172	.390
6.	ADAMS, Josh-WY	SR	30	96	254	.378
7.	MCCAW, Patrick-LV	SO	33	68	186	.366
8.	DUNCAN, Nick-BSU	JR	32	62	177	.350

3-POINT FG MADE

##	Player-Team	CI	G	3FG	Avg/G
1.	ADAMS, Josh-WY	SR	30	96	3.2
2.	McMANAMEN, Jason-WY	JR	31	92	3.0
3.	SCOTT, Antwan-CS	SR	33	96	2.9
4.	BROWN, Elijah-NM	SO	32	89	2.8
5.	MCCAW, Patrick-LV	SO	33	68	2.1
6.	SMITH, Chris-US	SR	31	63	2.0
7.	DE CUMAN, Joe-CS	SR	34	67	2.0
8.	DRMIC, Anthony-BSU	SR	31	61	2.0
9.	DUNCAN, Nick-BSU	JR	32	62	1.9
10.	HARRIS, Marvelle-FS	SR	35	66	1.9

BLOCKED SHOTS

##	Player-Team	CI	G	Blocks	Avg/G
1.	OLIVER, Cameron-NV	FR	38	99	2.6
2.	ZIMMERMAN JR., S.-LV	FR	26	51	2.0
3.	SPENCER, Skylar-SD	SR	38	72	1.9
4.	EDO, Karachi-FS	JR	32	52	1.6
5.	JONES JR., Derrick-LV	FR	30	43	1.4
6.	CLARKE, Brandon-SJ	FR	31	39	1.3
7.	WILLIAMS, Tim-NM	JR	32	39	1.2
8.	AGET, Obij-NM	JR	32	38	1.2
9.	HERNDON, Alan-WY	SO	31	26	0.8
10.	DREW, Lindsey-NV	FR	37	31	0.8

ASSIST/TURNOVER RATIO

##	Player-Team	CI	G	Asst	Avg/G	TOs	Avg/G	Ratio
1.	SEAGEARS, Jerome-LV	SR	31	126	4.1	59	1.9	2.1
2.	HARRIS, Marvelle-FS	SR	35	156	4.5	77	2.2	2.0
3.	MCCAW, Patrick-LV	SO	33	128	3.9	68	2.1	1.9
4.	THOMPSON, Mikey-BSU	SR	32	121	3.8	65	2.0	1.9
5.	GILLON, John-CS	JR	34	130	3.8	77	2.3	1.7
6.	SHEPARD, Winston-SD	SR	37	113	3.1	77	2.1	1.5
7.	RECTOR, Shane-US	JR	31	101	3.3	73	2.4	1.4

OFFENSIVE REBOUNDS

##	Player-Team	CI	G	OReb	Avg/G
1.	DANIELS, Tiel-CS	SR	34	121	3.6
2.	EDO, Karachi-FS	JR	32	103	3.2
3.	OMOGBO, Emmanuel-CS	JR	33	102	3.1
4.	OLIVER, Cameron-NV	FR	38	103	2.7
5.	CRISWELL, Tyron-NV	SR	38	93	2.4
	SPENCER, Skylar-SD	SR	38	93	2.4
7.	WEBB III, James-BSU	JR	31	74	2.4
8.	ZIMMERMAN JR., S.-LV	FR	26	56	2.2
9.	ROGERS, Frank-SJ	SR	31	65	2.1
	CLARKE, Brandon-SJ	FR	31	65	2.1

DEFENSIVE REBOUNDS

##	Player-Team	CI	G	DReb	Avg/G
1.	WEBB III, James-BSU	JR	31	209	6.7
2.	ZIMMERMAN JR., S.-LV	FR	26	171	6.6
3.	OLIVER, Cameron-NV	FR	38	242	6.4
4.	WILLIAMS, Tim-NM	JR	32	172	5.4
5.	ROGERS, Frank-SJ	SR	31	155	5.0
6.	ADAMS, Josh-WY	SR	30	148	4.9
7.	OMOGBO, Emmanuel-CS	JR	33	162	4.9
8.	BROWN, Elijah-NM	SO	32	154	4.8
	KOCUR, Zach-AF	JR	32	154	4.8
10.	SHEPARD, Winston-SD	SR	37	174	4.7

MINUTES PLAYED

##	Player-Team	CI	GP	Mins	Avg/G
1.	ADAMS, Josh-WY	SR	30	1106	36.9
2.	HARRIS, Marvelle-FS	SR	35	1284	36.7
3.	GRAHAM, Hayden-AF	JR	31	1112	35.9
4.	MOORE, Jalen-US	JR	31	1091	35.2
5.	McMANAMEN, Jason-WY	JR	31	1086	35.0
6.	FENNER, D.J.-NV	JR	38	1283	33.8
7.	MCCAW, Patrick-LV	SO	33	1113	33.7
8.	BROWN, Elijah-NM	SO	32	1078	33.7
	WILLIAMS, Tim-NM	JR	32	1078	33.7
10.	DE CUMAN, Joe-CS	SR	34	1112	32.7



2015-16 MW CONFERENCE STATS



SCORING OFFENSE

##	Team	G	W-L	Pts	Avg/G
1.	Colorado State	18	8-10	1389	77.2
2.	Boise State	18	11-7	1377	76.5
3.	UNLV	18	8-10	1374	76.3
4.	New Mexico	18	10-8	1373	76.3
5.	Fresno State	18	13-5	1338	74.3
6.	Utah State	18	7-11	1320	73.3
7.	Nevada	18	10-8	1297	72.1
8.	San Diego State	18	16-2	1269	70.5
9.	Wyoming	18	7-11	1246	69.2
10.	San Jose State	18	4-14	1195	66.4
11.	Air Force	18	5-13	1146	63.7

SCORING DEFENSE

##	Team	G	Pts	Avg/G
1.	San Diego State	18	1079	59.9
2.	Boise State	18	1282	71.2
3.	Wyoming	18	1284	71.3
4.	Fresno State	18	1298	72.1
5.	Nevada	18	1303	72.4
6.	San Jose State	18	1309	72.7
7.	Air Force	18	1316	73.1
8.	New Mexico	18	1335	74.2
9.	Utah State	18	1339	74.4
10.	UNLV	18	1365	75.8
11.	Colorado State	18	1414	78.6

SCORING MARGIN

##	Team	G	OFF	DEF	Margin
1.	San Diego State	18	70.5	59.9	+10.6
2.	Boise State	18	76.5	71.2	+5.3
3.	Fresno State	18	74.3	72.1	+2.2
4.	New Mexico	18	76.3	74.2	+2.1
5.	UNLV	18	76.3	75.8	+0.5
6.	Nevada	18	72.1	72.4	-0.3
7.	Utah State	18	73.3	74.4	-1.1
8.	Colorado State	18	77.2	78.6	-1.4
9.	Wyoming	18	69.2	71.3	-2.1
10.	San Jose State	18	66.4	72.7	-6.3
11.	Air Force	18	63.7	73.1	-9.4

FREE THROW PCT

##	Team	G	FTM	FTA	Pct
1.	New Mexico	18	354	476	.744
2.	Nevada	18	335	453	.740
3.	Colorado State	18	308	439	.702
4.	Boise State	18	295	426	.692
5.	Utah State	18	242	350	.691
	Air Force	18	242	350	.691
7.	Fresno State	18	278	403	.690
8.	UNLV	18	308	448	.688
9.	San Diego State	18	290	425	.682
10.	Wyoming	18	258	381	.677
11.	San Jose State	18	246	372	.661

FIELD GOAL PERCENTAGE

##	Team	G	FG	FGA	Pct
1.	New Mexico	18	457	976	.468
2.	Utah State	18	461	1019	.452
3.	Boise State	18	473	1061	.446
4.	Wyoming	18	398	916	.434
5.	San Diego State	18	432	1007	.429
6.	Fresno State	18	469	1094	.429
7.	UNLV	18	464	1096	.423
8.	Colorado State	18	457	1097	.417
9.	Air Force	18	390	948	.411
10.	San Jose State	18	409	1001	.409
11.	Nevada	18	439	1089	.403

FIELD GOAL PCT DEFENSE

##	Team	G	FG	FGA	Pct
1.	San Diego State	18	381	1009	.378
2.	Nevada	18	434	1075	.404
3.	UNLV	18	459	1112	.413
4.	New Mexico	18	455	1092	.417
5.	San Jose State	18	422	994	.425
6.	Fresno State	18	417	975	.428
7.	Wyoming	18	431	980	.440
8.	Air Force	18	439	986	.445
9.	Boise State	18	442	979	.451
10.	Utah State	18	479	1050	.456
11.	Colorado State	18	490	1052	.466

3-POINT FG PCT

##	Team	G	FG	FGA	Pct
1.	Wyoming	18	192	500	.384
2.	Utah State	18	156	415	.376
3.	New Mexico	18	105	287	.366
4.	Colorado State	18	167	477	.350
5.	Air Force	18	124	355	.349
6.	Fresno State	18	122	350	.349
7.	San Diego State	18	115	351	.328
8.	UNLV	18	138	431	.320
9.	Boise State	18	136	430	.316
10.	San Jose State	18	131	415	.316
11.	Nevada	18	84	317	.265

3-POINT FG PCT DEFENSE

##	Team	G	FG	FGA	Pct
1.	San Diego State	18	100	379	.264
2.	Nevada	18	120	379	.317
3.	New Mexico	18	144	453	.318
4.	UNLV	18	120	368	.326
5.	San Jose State	18	111	331	.335
6.	Fresno State	18	139	399	.348
7.	Utah State	18	140	397	.353
8.	Boise State	18	130	364	.357
9.	Air Force	18	176	479	.367
10.	Wyoming	18	133	359	.370
11.	Colorado State	18	157	420	.374

REBOUNDING OFFENSE

##	Team	G	Reb	Avg/G
1.	San Diego State	18	715	39.7
2.	Colorado State	18	711	39.5
3.	UNLV	18	708	39.3
4.	Nevada	18	700	38.9
5.	New Mexico	18	667	37.1
6.	San Jose State	18	639	35.5
7.	Fresno State	18	634	35.2
8.	Boise State	18	628	34.9
9.	Utah State	18	610	33.9
10.	Air Force	18	583	32.4
11.	Wyoming	18	543	30.2

REBOUNDING DEFENSE

##	Team	G	Reb	Avg/G
1.	San Diego State	18	573	31.8
2.	New Mexico	18	588	32.7
3.	Boise State	18	608	33.8
4.	Colorado State	18	624	34.7
5.	Utah State	18	640	35.6
6.	Wyoming	18	653	36.3
7.	Air Force	18	662	36.8
8.	San Jose State	18	665	36.9
9.	Fresno State	18	682	37.9
10.	UNLV	18	720	40.0
11.	Nevada	18	723	40.2

REBOUNDING MARGIN

##	Team	G	TEAM	Avg	OPP	Avg	Mar
1.	San Diego State	18	715	39.7	573	31.8	+7.9
2.	Colorado State	18	711	39.5	624	34.7	+4.8
3.	New Mexico	18	667	37.1	588	32.7	+4.4
4.	Boise State	18	628	34.9	608	33.8	+1.1
5.	UNLV	18	708	39.3	720	40.0	-0.7
6.	Nevada	18	700	38.9	723	40.2	-1.3
7.	San Jose State	18	639	35.5	665	36.9	-1.4
8.	Utah State	18	610	33.9	640	35.6	-1.7
9.	Fresno State	18	634	35.2	682	37.9	-2.7
10.	Air Force	18	583	32.4	662	36.8	-4.4
11.	Wyoming	18	543	30.2	653	36.3	-6.1

BLOCKED SHOTS

##	Team	G	Blocks	Avg/G
1.	UNLV	18	94	5.2
2.	San Diego State	18	90	5.0
3.	Nevada	18	87	4.8
4.	San Jose State	18	74	4.1
5.	New Mexico	18	73	4.1
6.	Fresno State	18	60	3.3
7.	Wyoming	18	48	2.7
8.	Utah State	18	47	2.6
9.	Colorado State	18	41	2.3
10.	Boise State	18	37	2.1
11.	Air Force	18	29	1.6

ASSISTS

##	Team	G	Assists	Avg/G
1.	UNLV	18	260	14.4
2.	New Mexico	18	254	14.1
	Utah State	18	254	14.1
4.	Fresno State	18	239	13.3
5.	San Jose State	18	232	12.9
6.	Boise State	18	224	12.4
7.	Air Force	18	223	12.4
8.	Colorado State	18	221	12.3
9.	Wyoming	18	217	12.1
10.	Nevada	18	208	11.6
11.	San Diego State	18	204	11.3

STEALS

##	Team	G	Steals	Avg/G
1.	Fresno State	18	161	8.9
2.	Boise State	18	134	7.4
	UNLV	18	134	7.4
4.	Nevada	18	127	7.1
5.	San Diego State	18	106	5.9
6.	Utah State	18	102	5.7
7.	New Mexico	18	101	5.6
	Air Force	18	101	5.6
9.	San Jose State	18	98	5.4
10.	Colorado State	18	72	4.0
11.	Wyoming	18	70	3.9

TURNOVER MARGIN

##	Team	G	TEAM	Avg	OPP	Avg	Mar
1.	Fresno State	18	180	10.0	272	15.1	+5.11
2.	Boise State	18	213	11.8	276	15.3	+3.50
3.	Nevada	18	239	13.3	249	13.8	+0.56
4.	Wyoming	18	191	10.6	191	10.6	+0.00
5.	San Diego State	18	214	11.9	212	11.8	-0.11
6.	Air Force	18	231	12.8	229	12.7	-0.11
7.	UNLV	18	251	13.9	244	13.6	-0.39
8.	Utah State	18	220	12.2	208	11.6	-0.67
9.	Colorado State	18	209	11.6	186	10.3	-1.28
10.	San Jose State	18	256	14.2	212	11.8	-2.44
11.	New Mexico	18	281	15.6	206	11.4	-4.17

QUICK FACTS

OUTLOOK

AGGIE BIOS

COACHES

OPONENTS

SEASON REVIEW

RECORDS

UNIVERSITY



2015-16 MW CONFERENCE STATS



ASSIST/TURNOVER RATIO

##	Team	G	Asst	Avg	Turn	Avg	Ratio
1.	Fresno State	18	239	13.3	180	10.0	1.3
2.	Utah State	18	254	14.1	220	12.2	1.2
3.	Wyoming	18	217	12.1	191	10.6	1.1
4.	Colorado St.	18	221	12.3	209	11.6	1.1
5.	Boise State	18	224	12.4	213	11.8	1.1
6.	UNLV	18	260	14.4	251	13.9	1.0
7.	Air Force	18	223	12.4	231	12.8	1.0
8.	San Diego St.	18	204	11.3	214	11.9	1.0
9.	San Jose St.	18	232	12.9	256	14.2	0.9
10.	New Mexico	18	254	14.1	281	15.6	0.9
11.	Nevada	18	208	11.6	239	13.3	0.9

OFFENSIVE REBOUNDS

##	Team	G	No.	Avg/G
1.	Colorado State	18	235	13.1
2.	San Diego State	18	222	12.3
3.	Nevada	18	204	11.3
4.	UNLV	18	195	10.8
5.	Fresno State	18	191	10.6
6.	Boise State	18	186	10.3
7.	San Jose State	18	185	10.3
8.	New Mexico	18	179	9.9
9.	Utah State	18	174	9.7
10.	Air Force	18	138	7.7
11.	Wyoming	18	103	5.7

DEFENSIVE REBOUNDS

##	Team	G	No.	Avg/G
1.	UNLV	18	513	28.5
2.	Nevada	18	496	27.6
3.	San Diego State	18	493	27.4
4.	New Mexico	18	488	27.1
5.	Colorado State	18	476	26.4
6.	San Jose State	18	454	25.2
7.	Air Force	18	445	24.7
8.	Fresno State	18	443	24.6
9.	Boise State	18	442	24.6
10.	Wyoming	18	440	24.4
11.	Utah State	18	436	24.2

DEFENSIVE REB PCT.

##	Team	G	D-Reb	O-Reb	DRPct
1.	Colorado State	18	476	147	.764
2.	San Diego State	18	493	167	.747
3.	Boise State	18	442	150	.747
4.	Air Force	18	445	171	.722
5.	UNLV	18	513	205	.714
6.	Wyoming	18	440	180	.710
7.	New Mexico	18	488	202	.707
8.	Fresno State	18	443	185	.705
9.	San Jose State	18	454	193	.702
10.	Nevada	18	496	213	.700
11.	Utah State	18	436	199	.687

OFFENSIVE REB PCT.

##	Team	G	O-Reb	D-Reb	ORPct
1.	San Diego State	18	222	406	.354
2.	Colorado State	18	235	477	.330
3.	New Mexico	18	179	386	.317
4.	Boise State	18	186	458	.289
5.	Nevada	18	204	510	.286
6.	Utah State	18	174	441	.283
7.	San Jose State	18	185	472	.282
8.	Fresno State	18	191	497	.278
9.	UNLV	18	195	515	.275
10.	Air Force	18	138	491	.219
11.	Wyoming	18	103	473	.179

3-POINT FG MADE

##	Team	G	3FG	Avg/G
1.	Wyoming	18	192	10.7
2.	Colorado State	18	167	9.3
3.	Utah State	18	156	8.7
4.	UNLV	18	138	7.7
5.	Boise State	18	136	7.6
6.	San Jose State	18	131	7.3
7.	Air Force	18	124	6.9
8.	Fresno State	18	122	6.8
9.	San Diego State	18	115	6.4
10.	New Mexico	18	105	5.8
11.	Nevada	18	84	4.7

SCORING

##	Player-Team	CI	G	FG	3FG	FT	Pts	Avg/G
1.	ADAMS, Josh-WY	SR	17	123	54	99	399	23.5
2.	BROWN, Elijah-NM	SO	18	112	52	137	413	22.9
3.	HARRIS, Marvella-FS	SR	18	131	39	108	409	22.7
4.	WILLIAMS, Tim-NM	JR	18	119	0	79	317	17.6
5.	SCOTT, Antwan-CS	SR	18	98	57	63	316	17.6
6.	COLEMAN, Marqueze-NV	SR	15	76	14	88	254	16.9
7.	KELL, Trey-SD	SO	18	95	42	60	292	16.2
8.	WEBB III, James-BSU	JR	17	100	12	62	274	16.1
9.	SMITH, Chris-US	SR	18	95	38	55	283	15.7
10.	MOORE, Jalen-US	JR	18	101	33	47	282	15.7
11.	McMANAMEN, Jason-WY	JR	18	85	63	38	271	15.1
12.	MCCAW, Patrick-LV	SO	18	79	36	50	244	13.6
13.	FENNER, D.J.-NV	JR	18	78	23	64	243	13.5
14.	THOMPSON, Mikey-BSU	SR	18	78	16	69	241	13.4
15.	HEMSLEY, Jeremy-SD	FR	17	72	27	52	223	13.1
16.	GILLON, John-CS	JR	18	63	30	75	231	12.8
17.	DRMIC, Anthony-BSU	SR	18	80	30	39	229	12.7
18.	GRAHAM, Hayden-AF	JR	18	87	21	32	227	12.6
	CRISWELL, Tyron-NV	SR	18	77	7	66	227	12.6
20.	OLIVER, Cameron-NV	FR	18	90	9	36	225	12.5

REBOUNDING

##	Player-Team	CI	G	OFF	DEF	TOT	Avg/G
1.	OLIVER, Cameron-NV	FR	18	55	121	176	9.8
2.	WEBB III, James-BSU	JR	17	49	117	166	9.8
3.	DANIELS, Tiel-CS	SR	18	70	81	151	8.4
4.	OMOGBO, Emmanuel-CS	JR	18	56	85	141	7.8
5.	CLARKE, Brandon-SJ	FR	18	48	84	132	7.3
	WILLIAMS, Tim-NM	JR	18	33	99	132	7.3
7.	RUSO, Cullen-FS	JR	18	28	97	125	6.9
8.	SHEPARD, Winston-SD	SR	18	35	88	123	6.8
	SPENCER, Skylar-SD	SR	18	58	65	123	6.8
10.	CRISWELL, Tyron-NV	SR	18	42	74	116	6.4
11.	ROGERS, Frank-SJ	SR	18	32	81	113	6.3
12.	AGET, Obij-NM	JR	18	36	69	105	5.8
13.	EDO, Karachi-FS	JR	15	50	36	86	5.7
14.	MOORE, Jalen-US	JR	18	24	79	103	5.7
15.	ADAMS, Josh-WY	SR	17	10	87	97	5.7
16.	MCCAW, Patrick-LV	SO	18	18	84	102	5.7
17.	KOCUR, Zach-AF	JR	18	7	94	101	5.6
18.	EVANS, Lew-US	JR	17	28	64	92	5.4
19.	CHEATHAM, Zylan-SD	FR	18	32	64	96	5.3
20.	JONES JR., Derrick-LV	FR	17	37	52	89	5.2

UTAH STATE™



2015-16 MW CONFERENCE STATS



FIELD GOAL PCT (Min. 5.0 made per game)

##	Player-Team	CI	G	FG	FGA	Pct
1.	WILLIAMS, Tim-NM	JR	18	119	189	.630
2.	WEBB III, James-BSU	JR	17	100	203	.493
3.	SMITH, Chris-US	SR	18	95	195	.487
4.	OLIVER, Cameron-NV	FR	18	90	188	.479
5.	MOORE, Jalen-US	JR	18	101	223	.453
6.	ADAMS, Josh-WY	SR	17	123	283	.435
7.	KELL, Trey-SD	SO	18	95	220	.432
8.	BROWN, Elijah-NM	SO	18	112	265	.423

ASSISTS

##	Player-Team	CI	G	Assists	Avg/G
1.	HARRIS, Marvella-FS	SR	18	81	4.5
2.	ADAMS, Josh-WY	SR	17	75	4.4
3.	MCCAW, Patrick-LV	SO	18	69	3.8
4.	COLEMAN, Marqueze-NV	SR	15	54	3.6
5.	THOMPSON, Mikey-BSU	SR	18	61	3.4
6.	BROWN, Elijah-NM	SO	18	60	3.3
7.	NEAL, Cullen-NM	SO	17	56	3.3
8.	SHEPARD, Winston-SD	SR	18	59	3.3
9.	SEAGEARS, Jerome-LV	SR	17	54	3.2

FREE THROW PCT (Min. 2.5 made per game)

##	Player-Team	CI	G	FTM	FTA	Pct
1.	FENNER, D.J.-NV	JR	18	64	73	.877
2.	GILLON, John-CS	JR	18	75	87	.862
3.	BROWN, Elijah-NM	SO	18	137	161	.851
4.	THOMPSON, Mikey-BSU	SR	18	69	84	.821
5.	ADAMS, Josh-WY	SR	17	99	124	.798
6.	MCCAW, Patrick-LV	SO	18	50	63	.794
7.	SCOTT, Antwan-CS	SR	18	63	81	.778
8.	SMITH, Chris-US	SR	18	55	72	.764
9.	MOORE, Jalen-US	JR	18	47	62	.758
10.	CHEATHAM, Zylan-SD	FR	18	53	70	.757

STEALS

##	Player-Team	CI	G	Steals	Avg/G
1.	HARRIS, Marvella-FS	SR	18	46	2.6
2.	MCCAW, Patrick-LV	SO	18	40	2.2
3.	RUSO, Cullen-FS	JR	18	36	2.0
4.	DREW, Lindsey-NV	FR	18	30	1.7
5.	COLEMAN, Marqueze-NV	SR	15	25	1.7
6.	WEBB III, James-BSU	JR	17	28	1.6
7.	ADAMS, Josh-WY	SR	17	28	1.6
8.	THOMPSON, Mikey-BSU	SR	18	27	1.5
9.	RECTOR, Shane-US	JR	18	24	1.3

3-POINT FG PCT (Min. 1.9 made per game)

##	Player-Team	CI	G	3FG	FGA	Pct
1.	McMANAMEN, Jason-WY	JR	18	63	134	.470
2.	SMITH, Chris-US	SR	18	38	81	.469
3.	SCOTT, Antwan-CS	SR	18	57	138	.413
4.	BROWN, Elijah-NM	SO	18	52	128	.406
5.	KELL, Trey-SD	SO	18	42	107	.393
6.	DE CIMAN, Joe-CS	SR	18	38	99	.384
7.	KOCUR, Zach-AF	JR	18	36	95	.379
8.	ADAMS, Josh-WY	SR	17	54	150	.360
9.	MCCAW, Patrick-LV	SO	18	36	105	.343

3-POINT FG MADE

##	Player-Team	CI	G	3FG	Avg/G
1.	McMANAMEN, Jason-WY	JR	18	63	3.5
2.	ADAMS, Josh-WY	SR	17	54	3.2
3.	SCOTT, Antwan-CS	SR	18	57	3.2
4.	BROWN, Elijah-NM	SO	18	52	2.9
5.	KELL, Trey-SD	SO	18	42	2.3
6.	HARRIS, Marvella-FS	SR	18	39	2.2
7.	SMITH, Chris-US	SR	18	38	2.1
8.	DE CIMAN, Joe-CS	SR	18	38	2.1
9.	KOCUR, Zach-AF	JR	18	36	2.0
10.	MCCAW, Patrick-LV	SO	18	36	2.0

BLOCKED SHOTS

##	Player-Team	CI	G	Blocks	Avg/G
1.	OLIVER, Cameron-NV	FR	18	42	2.3
2.	CLARKE, Brandon-SJ	FR	18	30	1.7
3.	JONES JR., Derrick-LV	FR	17	26	1.5
4.	SPENCER, Skylar-SD	SR	18	27	1.5
5.	EDO, Karachi-FS	JR	15	19	1.3
6.	WILLIAMS, Tim-NM	JR	18	22	1.2
7.	AGET, Obij-NM	JR	18	20	1.1
8.	DREW, Lindsey-NV	FR	18	18	1.0
9.	DANIELS, Tiel-CS	SR	18	17	0.9
10.	POPE, Malik-SD	SO	18	16	0.9

ASSIST/TURNOVER RATIO

##	Player-Team	CI	G	Asst	Avg/G	TOs	Avg/G	Ratio
1.	HARRIS, Marvella-FS	SR	18	81	4.5	37	2.1	2.2
2.	SEAGEARS, Jerome-LV	SR	17	54	3.2	27	1.6	2.0
3.	MCCAW, Patrick-LV	SO	18	69	3.8	36	2.0	1.9
4.	THOMPSON, Mikey-BSU	SR	18	61	3.4	36	2.0	1.7
5.	SHEPARD, Winston-SD	SR	18	59	3.3	41	2.3	1.4
6.	GILLON, John-CS	JR	18	57	3.2	40	2.2	1.4
7.	COLEMAN, Marqueze-NV	SR	15	54	3.6	44	2.9	1.2

OFFENSIVE REBOUNDS

##	Player-Team	CI	G	OReb	Avg/G
1.	DANIELS, Tiel-CS	SR	18	70	3.9
2.	EDO, Karachi-FS	JR	15	50	3.3
3.	SPENCER, Skylar-SD	SR	18	58	3.2
4.	OMOGBO, Emmanuel-CS	JR	18	56	3.1
5.	OLIVER, Cameron-NV	FR	18	55	3.1
6.	WEBB III, James-BSU	JR	17	49	2.9
7.	CLARKE, Brandon-SJ	FR	18	48	2.7
8.	CRISWELL, Tyron-NV	SR	18	42	2.3
9.	JONES JR., Derrick-LV	FR	17	37	2.2
10.	AGET, Obij-NM	JR	18	36	2.0

DEFENSIVE REBOUNDS

##	Player-Team	CI	G	DReb	Avg/G
1.	WEBB III, James-BSU	JR	17	117	6.9
2.	OLIVER, Cameron-NV	FR	18	121	6.7
3.	WILLIAMS, Tim-NM	JR	18	99	5.5
4.	RUSO, Cullen-FS	JR	18	97	5.4
5.	KOCUR, Zach-AF	JR	18	94	5.2
6.	ADAMS, Josh-WY	SR	17	87	5.1
7.	SHEPARD, Winston-SD	SR	18	88	4.9
8.	HARRIS, Marvella-FS	SR	18	86	4.8
9.	OMOGBO, Emmanuel-CS	JR	18	85	4.7

MINUTES PLAYED

##	Player-Team	CI	GP	Mins	Avg/G
1.	HARRIS, Marvella-FS	SR	18	693	38.5
2.	MOORE, Jalen-US	JR	18	656	36.4
3.	ADAMS, Josh-WY	SR	17	619	36.4
4.	McMANAMEN, Jason-WY	JR	18	636	35.3
5.	GRAHAM, Hayden-AF	JR	18	633	35.2
6.	WILLIAMS, Tim-NM	JR	18	629	34.9
7.	THOMPSON, Mikey-BSU	SR	18	614	34.1
8.	BROWN, Elijah-NM	SO	18	612	34.0
9.	MCCAW, Patrick-LV	SO	18	610	33.9
10.	DE CIMAN, Joe-CS	SR	18	597	33.2

QUICK FACTS

OUTLOOK

AGGIE BIOS

COACHES

OPONENTS

SEASON REVIEW

RECORDS

UNIVERSITY

GAME 5

UTAH STATE AT DUKE
NOVEMBER 29, 2015 • CAMERON INDOOR STADIUM

Official Basketball Box Score -- Game Totals -- Final Statistics
Utah State vs Duke
11/29/15 12:31 pm at Cameron Indoor Stadium (Durham, N.C.)

Utah State 52 • 4-1

#	Player	Total		3-Ptr		Rebounds			PF	TP	A TO Blk Stl				Min
		FG	FGA	FG	FGA	Off	Def	Tot			A	TO	Blk	Stl	
14	MOORE, Jalen	f	3-10	0-2	2-2	1	1	2	3	8	0	2	0	1	30
50	JONES, Elston	f	2-6	0-0	0-1	5	0	5	2	4	1	1	0	2	19
02	PERKINS, Darius	g	3-6	0-1	0-0	0	2	2	1	6	0	4	0	3	27
05	PEARRE, Julian	g	3-5	0-1	0-0	0	2	2	4	6	0	2	0	0	23
34	SMITH, Chris	g	4-11	3-5	2-2	0	4	4	3	13	0	0	1	1	33
04	CURETON, Trace	g	0-0	0-0	0-0	0	0	0	1	0	0	1	0	0	5
04	RECTOR, Chris	g	2-7	0-1	0-0	1	2	3	0	6	3	2	0	0	23
22	EVANS, Lew	g	2-9	0-1	4-4	1	2	3	2	8	0	0	0	0	21
20	BOLTON III, Henry	g	0-0	0-0	0-0	0	0	0	0	1	0	0	0	0	2
22	TAYLOR, Quinn	g	0-1	0-0	1-2	0	0	0	2	1	0	0	0	0	10
32	MOORE, Grayson	g	0-2	0-1	0-0	1	1	2	1	0	0	1	0	0	7
Team						1	2	3							
Totals			19-57	3-12	11-15	10	16	26	20	52	6	13	1	8	200

FG % 1st Half: 11-29 37.9% 2nd half: 8-28 28.6% Game: 19-57 33.3%
3FG % 1st Half: 1-6 16.7% 2nd half: 2-6 33.3% Game: 3-12 25.0%
FT % 1st Half: 4-4 100.0 2nd half: 7-11 63.6% Game: 11-15 73.3%

Duke 85 • 6-1

#	Player	Total		3-Ptr		Rebounds			PF	TP	A TO Blk Stl				Min
		FG	FGA	FG	FGA	Off	Def	Tot			A	TO	Blk	Stl	
14	Brandon Ingram	f	2-4	0-0	4-6	3	3	6	2	8	2	2	2	2	25
21	Amile Jefferson	f	6-7	0-0	1-1	4	5	9	0	13	2	2	2	2	29
04	Marshall Plumlee	c	3-3	0-0	3-3	0	8	8	2	9	1	1	2	2	27
03	Grayson Allen	g	8-15	2-5	4-4	1	4	5	1	22	2	0	1	1	29
13	Matt Jones	g	2-6	2-4	0-0	0	0	0	2	6	1	2	0	0	24
02	Chase Jeter	g	1-1	0-0	1-2	1	2	3	2	3	2	1	0	0	13
05	Luke Kennard	g	7-9	4-5	4-5	0	1	1	1	22	1	4	0	0	26
12	Derryck Thornton	g	1-9	0-1	0-2	0	0	0	4	2	2	1	0	2	19
30	Antonio Trankovic	g	0-0	0-0	0-0	0	1	1	2	0	0	2	1	0	4
34	Sean Obi	g	0-0	0-0	0-0	0	0	0	3	0	0	0	0	0	2
45	Nick Pagliuca	g	0-0	0-0	0-0	0	2	2	0	0	0	1	0	0	2
Team						1	4	5							
Totals			30-54	8-15	17-23	10	30	40	19	85	13	15	8	9	200

FG % 1st Half: 14-29 48.3% 2nd half: 16-25 64.0% Game: 30-54 55.6%
3FG % 1st Half: 3-6 50.0% 2nd half: 5-7 71.4% Game: 8-15 53.3%
FT % 1st Half: 7-8 87.5% 2nd half: 10-15 66.7% Game: 17-23 73.9%

Officials: Les Jones, Tim Comer, Tim Clougherty
Technical fouls: Utah State-None. Duke-None.
Attendance: 9314

Score by periods	1st	2nd	Total
Utah State	27	25	52
Duke	38	47	85

	In	Off	2nd	Fast	Bench
Points	26	10	4	6	15
Paint	20	10	12	4	27
DUKE					

Last FG - USU 2nd-00:36, DUKE 2nd-02:39.
Largest lead - USU by 2 1st-19:23, DUKE by 40 2nd-03:52.
USU led for 00:32. DUKE led for 37:21. Game was tied for 02:07.

Score tied - 3 times.
Lead changed - 3 times.

GAME 6

UTAH STATE AT MISSOURI STATE
DECEMBER 1, 2015 • JQH ARENA

Official Basketball Box Score -- Game Totals -- Final Statistics
Utah State vs Missouri State
12/01/15 7:05 p.m. at Springfield, Mo. - JQH Arena

Utah State 69 • 5-1

#	Player	Total		3-Ptr		Rebounds			PF	TP	A TO Blk Stl				Min
		FG	FGA	FG	FGA	Off	Def	Tot			A	TO	Blk	Stl	
12	EVANS, Lew	f	3-8	0-1	1-2	2	9	11	0	7	0	3	1	0	26
14	MOORE, Jalen	f	7-18	2-5	4-6	2	2	4	2	20	1	1	0	1	35
02	PERKINS, Darius	g	4-8	4-7	0-0	0	4	4	1	12	1	3	1	0	28
04	RECTOR, Shane	g	5-9	0-2	2-2	1	2	3	4	12	6	2	0	1	27
34	SMITH, Chris	g	3-8	2-5	0-0	0	0	0	2	8	3	1	0	1	32
05	PEARRE, Julian	g	1-5	1-2	0-1	1	1	2	4	3	1	1	0	1	25
22	TAYLOR, Quinn	g	2-2	1-1	2-2	0	1	1	0	7	0	1	0	2	12
32	MOORE, Grayson	g	0-0	0-0	0-0	0	2	2	0	0	0	0	1	1	8
50	JONES, Elston	g	0-0	0-0	0-0	1	1	2	4	0	1	1	0	0	7
Team						2	0	2							
Totals			25-58	10-23	9-13	9	22	31	17	69	13	13	3	7	200

FG % 1st Half: 13-31 41.9% 2nd half: 12-27 44.4% Game: 25-58 43.1%
3FG % 1st Half: 6-13 46.2% 2nd half: 4-10 40.0% Game: 10-23 43.5%
FT % 1st Half: 0-2 0.0% 2nd half: 9-11 81.8% Game: 9-13 69.2%

Missouri State 68 • 1-5

#	Player	Total		3-Ptr		Rebounds			PF	TP	A TO Blk Stl				Min
		FG	FGA	FG	FGA	Off	Def	Tot			A	TO	Blk	Stl	
05	Obediah Church	f	7-8	0-0	0-0	1	5	6	3	14	2	3	4	2	37
30	Camryn Boone	f	3-9	0-0	3-4	1	7	10	3	9	2	3	0	0	26
04	Dequan Miller	g	1-6	1-4	0-2	0	3	3	1	3	2	1	0	0	27
23	Dorrian Williams	g	5-10	2-3	0-0	1	2	3	3	12	5	6	0	0	35
33	Chris Kendrick	g	5-9	2-4	5-7	1	5	6	1	17	2	0	0	0	35
03	Loomis Gerring	g	1-1	0-0	1-1	0	0	0	3	3	0	3	0	0	5
11	Jarred Dixon	g	0-1	0-1	0-0	0	0	0	0	0	2	0	0	0	6
20	Ryan Kreklow	g	3-7	2-5	2-4	0	2	2	3	10	2	0	0	0	14
25	Jordan Martin	g	0-1	0-0	0-0	0	1	1	3	0	1	0	2	0	11
50	Tyler McCullough	g	0-0	0-0	0-0	0	0	0	0	0	0	0	0	0	4
Team						2	0	2							
Totals			25-52	7-17	11-18	8	25	33	20	68	18	16	6	8	200

FG % 1st Half: 12-22 54.5% 2nd half: 13-30 43.3% Game: 25-52 48.1%
3FG % 1st Half: 2-7 28.6% 2nd half: 5-10 50.0% Game: 7-17 41.2%
FT % 1st Half: 5-8 62.5% 2nd half: 6-10 60.0% Game: 11-18 61.1%

Officials: Randy McCall, David Hall, Eric Curry
Technical fouls: Utah State-None. Missouri State-None.
Attendance: 3694
2015 Mountain West-Missouri Valley Challenge

Score by periods	1st	2nd	Total
Utah State	32	37	69
Missouri State	31	37	68

	In	Off	2nd	Fast	Bench
Points	22	21	10	6	10
Paint	16	14	11	6	13
MSU					

Last FG - USU 2nd-01:51, MSU 2nd-02:38.
Largest lead - USU by 5 1st-02:15, MSU by 9 2nd-12:09.
USU led for 09:57, MSU led for 27:01. Game was tied for 03:02.

Score tied - 5 times.
Lead changed - 13 times.





2015-16 BOX SCORES



GAME 7 UTAH STATE AT BYU DECEMBER 9, 2015 • MARRIOTT CENTER

Official Basketball Box Score -- Game Totals -- Final Statistics
Utah State vs BYU
12/09/15 7:05 pm at Provo, Utah, Marriott Center

Utah State 68 • 5-2

#	Player	Total			3-Ptr			Rebounds			PF	TP	A	TO	Blk	Stl	Min
		FG-FGA	FG-FGA	FT-FTA	FG-FGA	FG-FGA	FT-FTA	Off	Def	Tot							
02	PERKINS, Darius	* 2-6	2-4	2-2	0	5	5	3	8	2	0	0	1	30			
04	RECTOR, Shane	* 5-13	2-3	0-0	1	1	2	1	12	6	2	0	1	32			
14	MOORE, Jalen	* 6-17	2-5	1-2	2	4	6	3	15	2	1	1	3	36			
34	SMITH, Chris	* 5-11	2-4	0-0	1	4	5	1	12	3	1	0	0	37			
50	JONES, Elston	* 3-8	0-0	1-2	1	1	2	1	7	0	2	1	0	19			
05	PEARRE, Julien	* 1-4	1-2	0-0	0	4	4	3	3	1	2	0	0	18			
12	EVANS, Lew	* 1-4	0-1	7-10	1	7	8	4	9	0	3	0	0	17			
22	TAYLOR, Quinn	* 0-1	0-0	0-0	0	0	0	0	0	0	1	0	0	3			
32	MOORE, Grayson	* 0-1	0-0	2-2	1	1	2	1	2	1	1	0	0	8			
Team					3	4	7										
Totals		23-65	9-20	13-18	10	31	41	17	68	15	13	2	5	200			

FG % 1st Half: 8-33 24.2% 2nd half: 15-32 46.9% Game: 23-65 35.4%
3FG % 1st Half: 3-10 30.0% 2nd half: 6-10 60.0% Game: 9-20 45.0%
FT % 1st Half: 5-6 83.3% 2nd half: 8-12 66.7% Game: 13-18 72.2%

Deadball
Rebounds
3,1

BYU 80 • 6-2

#	Player	Total			3-Ptr			Rebounds			PF	TP	A	TO	Blk	Stl	Min
		FG-FGA	FG-FGA	FT-FTA	FG-FGA	FG-FGA	FT-FTA	Off	Def	Tot							
01	FISCHER, Chase	* 7-16	4-9	6-6	0	4	4	1	24	0	4	0	3	35			
05	COLLINSWORTH, Kyle	* 3-11	0-1	2-5	0	7	7	3	8	11	3	2	1	35			
15	TOOLSON, Jake	* 2-6	0-1	0-0	0	1	1	1	4	1	0	0	0	18			
21	DAVIS, Kyle	* 6-13	0-0	2-2	6	8	14	1	14	4	0	1	0	34			
04	KAUFUSI, Corbin	* 5-8	0-0	0-0	2	3	5	5	10	0	1	2	1	18			
02	SELJAAS, Zac	* 1-2	1-2	0-0	0	0	0	2	3	0	0	1	0	9			
04	EMERY, Nick	* 6-13	3-7	2-2	1	5	6	2	17	1	2	0	0	29			
31	SHAW, Braiden	* 0-0	0-0	0-0	0	0	0	0	0	0	0	0	0	2			
33	AUSTIN, Nate	* 0-1	0-0	0-0	0	3	3	2	0	0	0	2	0	20			
34	HARTSOCK, Jakob	* 0-0	0-0	0-0	0	1	1	0	0	0	0	0	0	0+			
Team					1	2	3										
Totals		30-70	8-20	12-15	10	34	44	17	80	17	11	8	5	200			

FG % 1st Half: 15-34 44.1% 2nd half: 15-36 41.7% Game: 30-70 42.9%
3FG % 1st Half: 5-10 50.0% 2nd half: 3-10 30.0% Game: 8-20 40.0%
FT % 1st Half: 4-7 57.1% 2nd half: 8-8 100.0% Game: 12-15 80.0%

Deadball
Rebounds
1

Officials: Mike Scophers, Michael Irving, Rick Batsell
Technical fouls: Utah State-None. BYU-None.
Attendance: 14048

Score by periods	1st	2nd	Total
Utah State	24	44	68
BYU	39	41	80

	In	Off	2nd	Fast	Bench
Points	22	11	11	2	14
Utah State	42	13	11	6	20

Last FG - USU 2nd-01:14, BYU 2nd-03:31.
Largest lead - USU by 4 1st-17:39, BYU by 22 2nd-08:45.
USU led for 03:15, BYU led for 34:01. Game was tied for 02:44.

Score tied - 3 times.
Lead changed - 1 time.

GAME 9 UT RIO GRANDE VALLEY AT UTAH STATE DECEMBER 21, 2015 • DEE GLEN SMITH SPECTRUM

Official Basketball Box Score -- Game Totals -- Final Statistics
UTRGV vs Utah State
12/21/15 8:00 p.m. at Logan, Utah (Dee Glen Smith Spectrum)

UTRGV 69 • 3-8

#	Player	Total			3-Ptr			Rebounds			PF	TP	A	TO	Blk	Stl	Min
		FG-FGA	FG-FGA	FT-FTA	FG-FGA	FG-FGA	FT-FTA	Off	Def	Tot							
23	Kimasa, Dan	f 2-4	0-0	0-0	0	5	4	3	4	2	1	2	0	23			
24	Hines, Shaquille	f 7-17	3-5	3-4	1	4	6	2	20	3	2	0	1	29			
35	Slaughter, Dakota	f 2-4	1-2	3-4	1	1	2	0	8	0	0	0	0	24			
03	Thompson, JJ	g 4-6	0-0	0-0	0	2	2	1	8	4	2	0	0	26			
55	Green, Antonio	g 7-12	6-8	0-0	0	3	3	1	20	5	4	0	1	34			
01	Osborne, Everett	1-7	0-3	0-0	2	1	3	0	2	1	1	0	0	13			
05	Jones, Walter	0-1	0-1	0-0	0	1	1	2	0	1	1	0	0	12			
10	Muhamad, Rafiki	0-0	0-0	0-0	0	1	1	0	0	0	0	0	0	2			
30	Pistokache, Joaquin	0-0	0-0	0-0	0	0	0	0	0	0	0	0	0	2			
32	Rwabigwi, Adonis	0-0	0-0	0-0	0	2	3	0	0	1	0	0	0	8			
33	Elmore, Ot	1-5	1-5	2-2	0	3	3	0	5	1	1	0	0	19			
44	Ikuenobe, Christopher	1-2	0-0	0-0	1	0	1	3	2	1	0	1	0	8			
Team					3	0	3										
Totals		25-58	11-24	8-10	8	23	31	15	69	18	13	3	2	200			

FG % 1st Half: 12-27 44.4% 2nd half: 13-31 41.9% Game: 25-58 43.1%
3FG % 1st Half: 5-11 45.5% 2nd half: 6-13 46.2% Game: 11-24 45.8%
FT % 1st Half: 3-4 75.0% 2nd half: 5-6 83.3% Game: 8-10 80.0%

Deadball
Rebounds
1

Utah State 94 • 6-3

#	Player	Total			3-Ptr			Rebounds			PF	TP	A	TO	Blk	Stl	Min
		FG-FGA	FG-FGA	FT-FTA	FG-FGA	FG-FGA	FT-FTA	Off	Def	Tot							
12	EVANS, Lew	f 4-9	0-1	4-6	2	3	5	1	12	1	0	0	1	20			
14	MOORE, Jalen	f 6-11	1-3	0-1	2	2	4	1	13	4	1	0	0	28			
02	PERKINS, Darius	g 2-4	2-4	2-2	0	4	4	1	8	2	0	0	2	20			
04	RECTOR, Shane	g 3-8	0-1	2-2	0	4	4	2	8	4	0	0	1	22			
34	SMITH, Chris	g 7-10	3-5	1-1	3	4	7	1	18	6	1	2	1	30			
00	CURETON, Trace	0-1	0-1	0-0	0	0	0	0	0	0	0	0	0	3			
05	PEARRE, Julien	5-9	3-7	0-0	1	1	2	13	1	1	0	1	0	24			
20	BOLTON III, Henry	2-2	0-0	0-0	0	1	1	1	4	2	0	0	0	14			
22	TAYLOR, Quinn	3-3	0-0	0-2	0	3	3	1	6	2	0	0	0	12			
32	MOORE, Grayson	4-7	2-4	2-2	1	3	4	2	12	0	1	0	0	21			
50	JONES, Elston	0-0	0-0	0-2	0	0	0	1	0	0	1	1	1	6			
Team					0	1	1										
Totals		36-64	11-26	11-18	9	26	35	13	94	22	5	3	8	200			

FG % 1st Half: 19-34 55.9% 2nd half: 17-30 56.7% Game: 36-64 56.3%
3FG % 1st Half: 6-13 46.2% 2nd half: 5-13 38.5% Game: 11-26 42.3%
FT % 1st Half: 4-7 57.1% 2nd half: 7-11 63.6% Game: 11-18 61.1%

Deadball
Rebounds
3

Officials: Tony Padilla, Duane Allen, Brent Meaux
Technical fouls: UTRGV-None. Utah State-None.
Attendance: 8156
Game 2 Global Hoops Sports Showcase sponsored by Gossner Foods

Score by periods	1st	2nd	Total
UTRGV	32	37	69
Utah State	48	46	94

	In	Off	2nd	Fast	Bench
Points	24	19	11	15	35
UTRGV	42	19	11	15	35

Last FG - UTRGV 2nd-02:50, USU 2nd-01:11.
Largest lead - UTRGV by 5 1st-18:13, USU by 32 2nd-07:17.
UTRGV led for 04:58, USU led for 34:31. Game was tied for 00:31.

Score tied - 0 times.
Lead changed - 1 time.

GAME 8 UC IRVINE AT UTAH STATE DECEMBER 12, 2015 • DEE GLEN SMITH SPECTRUM

Official Basketball Box Score -- Game Totals -- Final Statistics
UC Irvine vs Utah State
12/12/15 7 p.m. at Logan, Utah (Dee Glen Smith Spectrum)

UC Irvine 73 • 7-3

#	Player	Total			3-Ptr			Rebounds			PF	TP	A	TO	Blk	Stl	Min
		FG-FGA	FG-FGA	FT-FTA	FG-FGA	FG-FGA	FT-FTA	Off	Def	Tot							
24	Dunning, Dominique	f	1-2	1-1	1-2	1	1	2	2	4	1	1	0	0	20		
33	Best, Mike	f	3-9	0-0	0-1	2	3	5	2	6	3	1	0	0	24		
34	Ndiaye, Mamadou	c	7-8	0-0	3-4	4	10	14	2	17	0	2	4	0	26		
01	Young, Alex	g	8-13	2-3	2-2	0	4	4	1	20	4	2	0	2	32		
10	Nelson, Luke	g	5-13	3-9	2-2	0	3	3	2	15	2	1	0	1	31		
00	Martin, Jaron		3-9	1-5	0-0	0	0	0	2	7	3	0	0	0	20		
05	Galloway, Jonathan		0-0	0-0	0-0	0	2	2	1	0	0	0	1	0	13		
12	Dimakopoulos,Ioannis		1-3	0-0	2-2	3	1	4	0	4	1	1	0	0	14		
13	Smith, Brandon		0-0	0-0	0-0	0	2	2	0	0	0	0	0	0	5		
32	Wright, Aaron		0-1	0-0	0-0	1	5	6	3	0	2	2	0	2	15		
	Team					0	0	0									
	Totals		28-58	7-18	10-13	11	31	42	15	73	16	10	5	5	200		
	FG % 1st Half: 12-30	40.0%	2nd half: 16-28	57.1%	Game: 28-58	48.3%											Deadball
	3FG % 1st Half: 2-9	22.2%	2nd half: 5-9	55.6%	Game: 7-18	38.9%											Rebounds

GAME 11 NORTH DAKOTA STATE AT UTAH STATE DECEMBER 23, 2015 • DEE GLEN SMITH SPECTRUM

Official Basketball Box Score -- Game Totals -- Final Statistics
North Dakota St. vs Utah State
12/23/15 8:35 p.m. at Logan, Utah (Dee Glen Smith Spectrum)

North Dakota State 62 • 9-4

#	Player	Total		3-Ptr		Rebounds		PF	TP	A	TO	Blk	Stl	Min
		FG-FGA	FG-FGA	FT-FTA	FT-FTA	Off	Def							
21	A.J. Jacobson	r	7-12	2-5	2-2	1	5	6	4	18	2	1	0	37
42	Dylan Miller	r	0-0	0-0	0-0	1	0	1	4	0	2	1	0	7
02	Paul Miller	g	5-18	4-8	2-2	0	3	3	2	16	2	3	1	36
03	Carlin Dupree	g	5-8	0-0	0-0	1	4	5	3	10	3	1	0	35
13	Khy Kabellis	g	4-12	1-4	2-4	0	1	1	1	11	2	0	1	32
00	Brian Ishola		0-0	0-0	0-0	0	0	0	0	0	0	0	0	3
04	Malik Clements		1-5	0-4	1-2	0	2	2	1	3	0	0	0	18
30	Spencer Eliason		0-0	0-0	0-0	0	1	1	0	0	0	0	0	1
34	Chris Kading		0-1	0-1	0-0	0	0	0	0	0	0	0	0	8
40	Dexter Werner		2-5	0-0	0-0	3	2	5	2	4	3	1	0	23
Team						2	0	2	1					
Totals			24-61	7-22	7-10	8	18	26	18	62	14	7	2	200

FG % 1st Half: 13-31 41.9% 2nd half: 11-30 36.7% Game: 24-61 39.3% Deadball Rebounds 2

3FG % 1st Half: 4-9 44.4% 2nd half: 3-13 23.1% Game: 7-22 31.8%

FT % 1st Half: 4-6 66.7% 2nd half: 3-4 75.0% Game: 7-10 70.0%

Utah State 76 • 8-3

#	Player	Total		3-Ptr		Rebounds		PF	TP	A	TO	Blk	Stl	Min
		FG-FGA	FG-FGA	FT-FTA	FT-FTA	Off	Def							
12	EVANS, Lew	r	3-4	0-0	4-4	2	1	3	2	10	0	3	0	18
04	MOORE, Jalen	r	5-10	2-4	6-9	1	8	9	1	18	2	3	1	33
14	PERKINS, Darius	r	2-5	0-3	1-2	0	2	2	1	5	1	1	0	25
04	RECTOR, Shane	g	1-6	0-0	3-5	0	1	1	1	5	4	3	0	28
34	SMITH, Chris	g	6-9	1-3	2-2	1	7	8	2	15	2	1	0	30
00	PEARRE, Julien		6-10	3-4	2-2	0	1	1	1	17	1	1	2	27
22	TAYLOR, Quinn		1-1	0-0	0-0	1	1	2	1	2	1	0	0	7
32	MOORE, Grayson		0-0	0-0	0-0	0	3	3	1	0	3	0	0	13
50	JONES, Elston		2-3	0-0	0-0	0	5	5	2	4	1	2	0	19
Team						3	1	4						
Totals			26-48	6-14	18-24	8	30	38	12	76	15	15	3	200

FG % 1st Half: 17-28 60.7% 2nd half: 9-20 45.0% Game: 26-48 54.2% Deadball Rebounds 2

3FG % 1st Half: 4-8 50.0% 2nd half: 2-6 33.3% Game: 6-14 42.9%

FT % 1st Half: 5-6 83.3% 2nd half: 13-18 72.2% Game: 18-24 75.0%

Officials: R-Shawn Lehigh, U1-Kevin Brill, U2-Doran Gotschall

Technical fouls: North Dakota St.-TEAM, Utah State-None.

Attendance: 8321

Game 6 of the Global Sports Hoops Showcase presented by Gossner Foods.

Score by periods				1st		2nd		Total	
North Dakota St.				34	28	62			
Utah State				43	33	76			

Last FG - NDSU 2nd-02:47, USU 2nd-04:12.

Largest lead - NDSU by 2 1st-13:55, USU by 16 2nd-09:50.

NDSU led for 04:31. USU led for 35:03. Game was tied for 00:26.

Score tied - 2 times.

Lead changed - 12 times.

GAME 12 UTAH STATE AT SAN JOSÉ STATE DECEMBER 30, 2015 • THE EVENT CENTER

Official Basketball Box Score -- Game Totals -- Final Statistics
San José State vs Utah State
02/27/16 7 p.m. at Logan, Utah (Dee Glen Smith Spectrum)

San José State 70 • 8-20/3-13 MW

#	Player	Total		3-Ptr		Rebounds		PF	TP	A	TO	Blk	Stl	Min
		FG-FGA	FG-FGA	FT-FTA	FT-FTA	Off	Def							
14	ROGERS, Frank	r	4-14	2-7	0-2	2	3	5	3	10	1	1	0	23
32	WELAGE, Ryan	r	3-6	0-1	0-1	0	1	1	2	6	2	2	0	16
33	SCHWARTZ, Cody	r	3-9	3-5	2-2	0	3	3	3	11	3	1	0	31
00	HILLSMAN, Jaycee	g	0-1	0-1	2-2	1	0	1	4	2	1	1	0	12
02	THORNTON, Isaac	g	1-3	0-1	2-2	0	2	2	2	4	2	2	0	16
02	WILLIAMS, JR., Gary		3-6	0-3	0-1	0	1	1	0	6	0	0	0	11
10	BASOR, Ivo		1-1	1-1	0-0	0	0	0	0	3	1	0	0	6
15	CLARKE, Brandon		1-2	0-0	3-5	2	5	7	3	5	3	3	1	30
21	JAMES, Jalen		1-5	1-4	2-2	0	3	3	1	5	1	1	0	24
23	ONWAS, Princeton		3-8	0-2	4-9	1	2	3	5	10	0	2	1	23
25	BAHNER, Leon		3-3	0-0	2-2	1	2	3	2	8	1	1	0	8
Team						2	0	2						
Totals			23-58	7-25	17-28	9	22	31	25	70	15	15	4	200

FG % 1st Half: 12-27 44.4% 2nd half: 11-31 35.5% Game: 23-58 39.7% Deadball Rebounds 3

3FG % 1st Half: 6-11 54.5% 2nd half: 1-14 7.1% Game: 7-25 28.0%

FT % 1st Half: 6-9 66.7% 2nd half: 11-19 57.9% Game: 17-28 60.7%

Utah State 88 • 14-13/6-10 MW

#	Player	Total		3-Ptr		Rebounds		PF	TP	A	TO	Blk	Stl	Min
		FG-FGA	FG-FGA	FT-FTA	FT-FTA	Off	Def							
12	EVANS, Lew	r	2-2	0-0	3-5	2	5	7	2	7	3	3	1	29
04	MOORE, Jalen	r	3-10	1-2	4-5	1	6	7	3	11	6	1	0	33
22	TAYLOR, Quinn	r	6-8	0-0	4-5	4	6	10	3	16	2	1	0	23
02	PERKINS, Darius	g	4-6	4-6	0-0	4	4	2	12	4	0	0	0	26
34	SMITH, Chris	g	6-11	3-5	5-7	0	5	5	1	20	1	4	0	30
00	CURETON, Trace		0-1	0-0	1-2	0	0	0	2	1	0	0	0	5
04	RECTOR, Shane		3-6	0-1	3-5	0	5	5	3	9	2	2	0	18
00	PEARRE, Julien		2-4	2-3	1-2	0	2	2	5	7	2	2	0	20
24	MIDDLETON, John		1-1	0-0	2-4	0	0	0	0	4	0	1	0	5
50	JONES, Elston		0-0	0-0	1-4	1	1	2	4	1	0	3	0	11
Team						0	0	0						
Totals			27-49	10-17	24-39	8	34	42	25	88	20	17	1	200

FG % 1st Half: 13-27 48.1% 2nd half: 14-22 63.6% Game: 27-49 55.1% Deadball Rebounds 7

3FG % 1st Half: 6-11 54.5% 2nd half: 4-6 66.7% Game: 10-17 58.8%

FT % 1st Half: 11-16 68.8% 2nd half: 13-23 56.5% Game: 24-39 61.5%

Officials: Bob Staffen, Rodrick Dixon, Brent Dugas

Technical fouls: San José State-None. Utah State-None.

Attendance: 9437

Score by periods				1st		2nd		Total	
San José State				36	34	70			
Utah State				43	45	88			

Last FG - SJ 2nd-02:27, USU 2nd-00:43.

Largest lead - SJ by 2 1st-06:28, USU by 31 2nd-08:36.

SJ led for 00:09. USU led for 38:26. Game was tied for 01:25.

Score tied - 1 time.

Lead changed - 2 times.

GAME 13 SAN DIEGO STATE AT UTAH STATE JANUARY 2, 2016 • DEE GLEN SMITH SPECTRUM

Official Basketball Box Score -- Game Totals -- Final Statistics
San Diego State vs Utah State
01/02/16 8 p.m. at Logan, Utah (Dee Glen Smith Spectrum)

San Diego State 70 • 9-6/2-0 MW

#	Player	Total		3-Ptr		Rebounds		PF	TP	A	TO	Blk	Stl	Min
		FG-FGA	FG-FGA	FT-FTA	FT-FTA	Off	Def							
00	SPENCER, Skylar	r	3-5	0-0	0-0	3	5	8	5	6	0	0	2	24
13	SHEPARD, Winston	r	7-16	1-1	3-6	4	2	6	2	18	5	4	1	31
14	CHEATHAM, Zylan	r	5-7	0-1	3-4	2	1	3	4	13	0	2	0	22
12	KELL, Trey	g	5-13	2-6	1-2	1	5	6	2	13	1	2	0	35
42	HEMSLEY, Jeremy	g	3-12	3-6	1-2	1	3	4	1	10	5	1	0	32
03	CHOL, Angelo		1-2	0-0	0-0	0	3	3	4	2	0	1	0	9
04	ALLEN, Dakarai		0-1	0-0	2-2	0	1	1	4	2	2	1	0	19
15	PEREZ, Ben		1-2	0-1	0-0	1	1	2	0	2	0	0	0	12
21	POPE, Malik		2-4	0-2	0-4	3	1	4	1	4	0	1	0	16
Team						1	1	2						
Totals			27-62	6-17	10-20	16	23	39	23	70	13	12	3	200

FG % 1st Half: 17-34 50.0% 2nd half: 10-28 35.7% Game: 27-62 43.5% Deadball Rebounds 4

3FG % 1st Half: 4-8 50.0% 2nd half: 2-9 22.2% Game: 6-17 35.3%

FT % 1st Half: 1-2 50.0% 2nd half: 9-18 50.0% Game: 10-20 50.0%

Utah State 67 • 9-4/1-1 MW

Utah State 67 • 9-4/1-1 MW															
##	Player	Total		3-Ptr		Rebounds			PF	TP	A	TO	Blk	Stl	Min
		FG-FGA	FT-FTA	FG-FGA	FT-FTA	Off	Def	Tot							
12	EVANS, Lew	f	4-7	4-6	10-12	1	10	11	3	22	0	4	0	0	32
14	MOORE, Jalen	f	3-10	1-6	6-6	0	3	3	1	13	2	0	2	0	35
02	PERKINS, Darius	g	1-3	0-1	0-0	0	0	0	3	2	1	0	1	0	28
04	RECTOR, Shane	g	4-10	0-2	3-4	0	1	1	3	11	0	2	0	3	26
34	SMITH, Chris	g	5-9	0-1	2-3	3	5	8	1	12	4	1	2	1	33
05	PEARRE, Julien		2-6	0-3	2-2	0	2	2	2	6	0	0	0	0	23
20	BOLTON III, Henry		0-0	0-0	0-0	0	1	1	0	0	0	1	1	0	3
22	TAYLOR, Quinn		0-0	0-0	0-0	1	1	2	3	0	0	0	0	0	5
32	MOORE, Grayson		0-1	0-1	0-0	0	1	1	0	0	1	0	0	0	9
50	JONES, Elston		0-1	0-0	1-2	0	0	0	3	1	0	0	0	0	6
	Team					0	1	1				1			
Totals			19-47	5-20	24-29	5	25	30	19	67	7	11	5	5	200



2015-16 BOX SCORES



GAME 14

BOISE STATE AT UTAH STATE JANUARY 5, 2016 • DEE GLEN SMITH SPECTRUM

Official Basketball Box Score -- Game Totals -- Final Statistics
Boise State vs Utah State
01/05/16 8 p.m. at Logan, Utah (Dee Glen Smith Spectrum)

Boise State 76 • 11-4/2-0 MW

#	Player	Total		3-Ptr		Rebounds			PF	TP	A TO Blk Stl				Min
		FG	FGA	FT	FTA	Off	Def	Tot			A	TO	Blk	Stl	
13	DUNCAN, Nick	r	6-10	3-5	0-1	0	3	3	2	15	1	4	0	3	37
23	WEBB III, James	f	5-9	2-3	0-0	1	4	5	3	12	1	0	0	0	28
01	THOMPSON, Mikey	g	5-8	0-2	7-8	0	6	6	2	17	6	3	0	1	34
03	DRMIC, Anthony	g	0-4	0-3	0-0	0	9	9	3	0	0	2	0	0	25
25	JACKSON, Lonnie	g	1-2	0-1	1-1	0	1	1	1	3	0	1	0	1	13
11	HANEY, Zach	g	3-4	1-1	0-0	1	2	3	1	7	0	2	0	0	16
15	HUTCHISON, Chandler	g	5-6	0-0	5-7	3	1	4	3	15	3	0	1	1	27
21	ALFORD, Montigo	g	3-4	1-2	0-0	0	1	1	3	7	2	3	0	1	17
30	AUSTIN, Paris	g	0-0	0-0	0-0	0	0	0	0	0	0	1	0	0	3
Team						0	0	0							
Totals			28-47	7-17	13-17	5	27	32	18	76	13	16	1	7	200

FG % 1st Half: 11-23 47.8% 2nd half: 17-24 70.8% Game: 28-47 59.6% Deadball Rebounds 2
3FG % 1st Half: 4-11 36.4% 2nd half: 3-6 50.0% Game: 7-17 41.2%
FT % 1st Half: 5-6 83.3% 2nd half: 8-11 72.7% Game: 13-17 76.5%

Utah State 61 • 9-5/1-2 MW

#	Player	Total		3-Ptr		Rebounds			PF	TP	A TO Blk Stl				Min
		FG	FGA	FT	FTA	Off	Def	Tot			A	TO	Blk	Stl	
12	EVANS, Lew	r	2-9	1-6	0-0	0	4	4	2	5	0	2	0	1	23
14	MOORE, Jalen	r	8-19	2-8	0-1	3	2	5	1	18	2	1	1	2	39
02	PERKINS, Darius	g	1-4	1-2	0-0	0	3	3	2	3	4	2	0	1	24
04	RECTOR, Shane	g	4-6	0-1	0-0	0	2	2	4	8	3	3	0	0	29
34	SMITH, Chris	g	3-6	0-2	1-2	2	2	4	1	7	2	3	1	1	26
05	PEARRE, Julien	g	1-3	1-1	1-2	0	0	0	2	4	0	2	0	1	27
22	TAYLOR, Quinn	g	1-1	0-0	0-0	0	0	0	0	2	0	0	0	0	1
32	MOORE, Grayson	g	3-4	1-2	1-5	4	3	7	2	8	3	2	0	0	22
50	JONES, Elston	g	2-5	0-0	2-3	2	0	2	1	6	0	1	0	0	9
Team						0	0	0							
Totals			25-57	6-22	5-13	11	16	27	15	61	14	16	2	6	200

FG % 1st Half: 12-32 37.5% 2nd half: 13-25 52.0% Game: 25-57 43.9% Deadball Rebounds 2
3FG % 1st Half: 3-13 23.1% 2nd half: 3-8 37.5% Game: 6-22 27.3%
FT % 1st Half: 2-5 40.0% 2nd half: 3-8 37.5% Game: 5-13 38.5%

Officials: Randy McCall, Verne Harris, Keith Kimble
Technical fouls: Boise State-None. Utah State-None.
Attendance: 8330

Score by periods	1st	2nd	Total
Boise State	31	45	76
Utah State	29	32	61

Points	In	Off	2nd	Fast
BSU	38	19	6	4
USU	28	14	14	20

Last FG - BSU 2nd-00:55, USU 2nd-02:16.
Largest lead - BSU by 15 2nd-03:25, USU by 6 1st-17:38.
BSU led for 25:47. USU led for 11:47. Game was tied for 02:07.

Score tied - 2 times.
Lead changed - 7 times.

GAME 16

AIR FORCE AT UTAH STATE JANUARY 12, 2016 • DEE GLEN SMITH SPECTRUM

Official Basketball Box Score -- Game Totals -- Final Statistics
Air Force vs Utah State
01/12/16 7 p.m. at Logan, Utah (Dee Glen Smith Spectrum)

Air Force 60 • 10-7/1-3 MW

#	Player	Total		3-Ptr		Rebounds			PF	TP	A TO Blk Stl				Min
		FG	FGA	FT	FTA	Off	Def	Tot			A	TO	Blk	Stl	
25	BROEKHUIS, Kyle	f	2-2	1-1	0-0	0	0	0	1	5	3	2	0	1	26
35	GRAHAM, Hayden	f	4-11	0-3	0-0	0	4	4	3	8	5	1	0	1	39
41	MOER, Zach	c	5-11	1-2	1-2	2	5	7	2	12	0	1	1	0	21
05	KOCUR, Zach	g	4-12	3-7	0-0	1	7	8	5	11	0	2	0	2	29
20	LYONS, Trevor	g	0-9	0-2	2-5	0	2	2	1	2	2	1	0	0	23
01	NORMAN, Dane	g	0-0	0-0	0-0	0	1	1	0	0	0	0	0	0	2
04	HUMMER, Danny	g	1-2	0-1	3-4	1	4	5	2	5	2	1	0	1	18
11	TUSS, Joe	g	0-0	0-0	0-0	0	0	0	0	0	0	0	0	0	1
15	VAN, Jacob	g	1-3	1-2	2-4	1	1	2	1	5	1	0	0	0	18
24	LOUNDER, Pervis	g	0-0	0-0	2-2	0	0	0	0	2	0	0	0	0	5
22	JAMES, Dezmond	g	4-6	2-2	0-0	1	0	1	4	10	1	1	0	1	14
33	TOOHEY, Frank	g	0-1	0-0	0-0	0	1	1	0	0	0	0	0	0	3
30	JONES, Elston	g	0-0	0-0	0-0	0	0	0	0	0	0	0	0	0	1
Team						1	0	1							
Totals			21-57	8-20	10-17	7	25	32	19	60	14	10	1	6	200

FG % 1st Half: 12-32 37.5% 2nd half: 9-25 36.0% Game: 21-57 36.8% Deadball Rebounds 2
3FG % 1st Half: 4-11 36.4% 2nd half: 4-9 44.4% Game: 8-20 40.0%
FT % 1st Half: 0-2 0.0% 2nd half: 10-15 66.7% Game: 10-17 58.8%

Utah State 79 • 10-6/2-3 MW

#	Player	Total		3-Ptr		Rebounds			PF	TP	A TO Blk Stl				Min
		FG	FGA	FT	FTA	Off	Def	Tot			A	TO	Blk	Stl	
14	MOORE, Jalen	f	7-12	2-5	4-4	1	5	6	0	20	6	1	1	0	34
22	TAYLOR, Quinn	f	1-2	0-0	2-2	2	6	8	2	4	1	0	0	1	32
32	MOORE, Grayson	f	0-5	0-3	1-2	2	7	9	0	1	1	0	2	0	30
02	PERKINS, Darius	g	1-8	1-6	0-0	0	1	1	4	3	1	2	0	0	20
34	SMITH, Chris	g	6-10	2-4	5-7	0	5	5	3	19	1	3	1	1	23
00	CURETON, Trace	g	0-2	0-2	0-0	0	0	0	0	0	1	0	0	0	3
04	RECTOR, Shane	g	5-8	0-2	3-3	0	1	1	13	1	2	0	1	0	20
05	PEARRE, Julien	g	4-7	2-4	2-2	0	2	2	12	3	1	1	0	0	24
50	JONES, Elston	g	2-2	0-0	3-4	0	0	3	2	7	0	0	0	0	14
Team						2	4	6							
Totals			26-56	7-26	20-24	7	34	41	15	79	15	9	5	3	200

FG % 1st Half: 13-30 43.3% 2nd half: 13-26 50.0% Game: 26-56 46.4% Deadball Rebounds 2
3FG % 1st Half: 5-14 35.7% 2nd half: 2-12 16.7% Game: 7-26 26.9%
FT % 1st Half: 5-5 100.0% 2nd half: 15-19 78.9% Game: 20-24 83.3%

Officials: Verne Harris, Steve Olson, Randy Heimerman
Technical fouls: Air Force-None. Utah State-None.
Attendance: 9243

Score by periods	1st	2nd	Total
Air Force	28	32	60
Utah State	36	43	79

Points	In	Off	2nd	Fast
AF	20	10	1	4
USU	32	13	11	10

Last FG - AF 2nd-02:39, USU 2nd-03:00.
Largest lead - AF by 5 1st-07:02, USU by 25 2nd-09:05.
AF led for 05:48. USU led for 30:45. Game was tied for 03:25.

Score tied - 3 times.
Lead changed - 5 times.

GAME 15

UTAH STATE AT NEW MEXICO JANUARY 9, 2016 • WISE PIES ARENA (AKA THE PIT)

Official Basketball Box Score -- Game Totals -- Final Statistics
Utah State vs New Mexico
01/09/16 4 p.m. at Albuquerque, N.M.

Utah State 59 • 9-6, 1-3 MW

#	Player	Total		3-Ptr		Rebounds			PF	TP	A TO Blk Stl				Min
		FG	FGA	FT	FTA	Off	Def	Tot			A	TO	Blk	Stl	
12	EVANS, Lew	r	0-7	0-6	0-0	1	0	1	2	3	0	0	1	0	15
14	MOORE, Jalen	r	7-17	2-6	1-3	3	4	7	2	17	2	2	0	2	36
32	MOORE, Grayson	r	3-9	0-3	0-0	6	3	9	4	6	3	1	1	4	30
02	PERKINS, Darius	g	2-8	2-7	0-0	0	2	2	0	6	2	1	0	0	24
34	SMITH, Chris	g	5-14	1-5	3-3	3	3	6	2	14	0	3	0	0	33
04	RECTOR, Shane	g	0-0	0-0	1-2	0	1	1	1	1	2	3	0	2	19
05	PEARRE, Julien	g	4-6	1-2	0-1	0	1	1	3	9	0	2	0	0	16
22	TAYLOR, Quinn	g	1-2	0-0	2-2	2	1	3	1	4	0	0	1	0	11
50	JONES, Elston	g	1-4	0-0	0-2	1	2	3	5	2	1	0	0	2	16
Team						1	0	1							
Totals			23-67	6-29	7-13	17	18	35	21	59	10	13	2	10	200

FG % 1st Half: 7-29 24.1% 2nd half: 16-38 42.1% Game: 23-67 34.3% Deadball Rebounds 2
3FG % 1st Half: 3-16 18.8% 2nd half: 3-13 23.1% Game: 6-29 20.7%
FT % 1st Half: 1-4 25.0% 2nd half: 6-9 66.7% Game: 7-13 53.8%

New Mexico 77 • 10-6, 3-0 MW

#	Player		Total		3-Ptr		Rebounds			PF	TP	A TO Blk Stl				Min
			FG	FGA	FT	FTA	Off	Def	Tot			A	TO	Blk	Stl	
20	LOGWOOD, Sam	f	3-3	0-0	2-4	1	0	1	2	8	2	2	0	0	21	
32	WILLIAMS, Tim	f	9-13	0-0	3-5	2	6	8	2	21	1	0	2	1	34	
11	AGET, Obij	c	3-6	0-0	0-0	3	3	6	2	6	0	3	1	0	25	
01	NEAL, Cullen	g	3-10	2-7	4-4	1	4	5	1	12	6	4	0	4	31	
04	BROWN, Elijah	g	6-10	2-4	4-4	0	6	6	2	18	5	2	0	0	33	
03	HUNTER, Jordan		2-2	0-0	0-0	0	3	3	0	4	1	1	0	3	7	
14	KUIPER, Dane		1-3	0-1	0-0	0	3	3	0	2	1	1	0	2	14	
21	ADAMS, Xavier		1-4	0-1	0-0	1	1	2	1	2	0	0	0	0	9	
23	FURSTINGER, Joe		0-1	0-0	1-2	0	0	0	3	1	0	1	1	0	11	
25	JACOBS, Tim		0-2	0-0	0-0	0	1	1	1	0	0	0	0	0	6	
31	MATHIS, Anthony		1-2	1-2	0-0	1	0	1	1	3	0	1	0	0	8	
34	NESBITT, Michael		0-2	0-1	0-0	0	0	0	0	0	0	0	0	0	1	
	Team					4	4	8								
Totals			29-58	5-16	14-19	13	31	44	15	77	16	15	4	10	200	

GAME 18 UNLV AT UTAH STATE JANUARY 19, 2016 • DEE GLEN SMITH SPECTRUM

Official Basketball Box Score -- Game Totals -- Final Statistics
UNLV vs Utah State
01/19/16 7 p.m. at Logan, Utah (Dee Glen Smith Spectrum)

UNLV 80 • 12-7/3-3 MW

#	Player	Total		3-Ptr		Rebounds			PF	TP	A TO Blk			Stl	Min
		FG	F-GA	FG	F-GA	Off	Def	Tot			Off	Def	Tot		
01	JONES JR., Derrick	f	10-15	0-2	1-2	2	1	3	3	21	0	1	1	0	27
15	MORGAN, Dwayne	f	6-7	0-0	1-2	0	1	1	4	13	0	2	0	0	21
33	ZIMMERMAN JR., S.	f	6-15	0-2	0-1	6	10	16	2	12	1	2	4	1	32
02	SEAGEARS, Jerome	g	2-4	1-1	7-9	0	5	5	2	12	4	2	0	0	30
22	MCCAW, Patrick	g	2-5	0-3	0-0	0	3	3	3	4	6	4	2	4	26
00	NWAMU, Ike	g	2-4	1-2	1-3	0	4	4	1	6	3	1	1	0	20
03	CORNISH, Jordan	g	3-5	2-3	2-2	1	1	2	1	10	1	1	0	0	17
13	CARTER, Ben	g	0-2	0-0	2-2	1	2	3	3	2	1	3	0	2	16
24	POYSER, Jalen	g	0-1	0-0	0-0	0	0	0	1	0	0	0	0	1	11
Team						1	1	2							
Totals			31-58	4-13	14-21	11	28	39	20	80	16	16	8	8	200

FG % 1st Half: 14-30 46.7% 2nd half: 17-28 60.7% Game: 31-58 53.4%
3FG % 1st Half: 0-7 0.0% 2nd half: 4-8 50.0% Game: 4-13 30.8%
FT % 1st Half: 7-9 77.8% 2nd half: 7-12 58.3% Game: 14-21 66.7%

Utah State 68 • 11-7/3-4 MW

#	Player	Total		3-Ptr		Rebounds			PF	TP	A TO Blk			Stl	Min
		FG	F-GA	FG	F-GA	Off	Def	Tot			Off	Def	Tot		
14	MOORE, Jalen	f	4-13	1-3	0-0	1	5	6	2	9	1	3	1	1	33
22	TAYLOR, Quinn	f	1-2	0-1	0-0	0	1	1	3	2	1	1	0	1	18
02	PERKINS, Darius	g	3-6	0-1	0-0	0	2	2	1	6	1	2	0	2	23
05	PEARRE, Julian	g	2-7	1-4	0-0	0	2	2	2	5	2	3	0	0	31
34	SMITH, Chris	g	5-12	2-4	4-5	2	5	7	0	16	0	2	0	2	35
04	RECTOR, Shane	g	5-11	0-1	2-2	2	2	4	4	12	4	3	0	3	25
12	EVANS, Lew	g	3-10	2-5	4-6	3	4	7	4	12	1	0	0	0	21
24	MIDDLETON, John	g	1-1	0-0	0-0	0	0	0	0	2	0	0	0	1	5
50	JONES, Elston	g	1-2	0-0	2-5	2	0	2	3	4	0	2	0	0	9
Team						4	0	4							
Totals			25-64	6-19	12-18	14	21	35	19	68	10	16	1	10	200

FG % 1st Half: 14-30 46.7% 2nd half: 11-34 32.4% Game: 25-64 39.1%
3FG % 1st Half: 2-7 28.6% 2nd half: 4-12 33.3% Game: 6-19 31.6%
FT % 1st Half: 6-10 60.0% 2nd half: 6-8 75.0% Game: 12-18 66.7%

Officials: Randy McCall, Michael Irving, Larry Spaulding
Technical fouls: UNLV-SEAGEARS, Jerome. Utah State-None.
Attendance: 9394

Score by periods	1st	2nd	Total
UNLV	35	45	80
Utah State	36	32	68

	In	Off	2nd	Fast	Bench
Points	Paint	T/O	Chance	Break	
LV	46	20	12	23	18
USU	28	15	8	2	30

Last FG - LV 2nd-00:19, USU 2nd-00:53.
Largest lead - LV by 18 2nd-13:31, USU by 3 1st-16:58.
LV led for 28:06. USU led for 07:15. Game was tied for 04:15.



GAME 19 UTAH STATE AT SAN DIEGO STATE JANUARY 23, 2016 • STEVE FISHER COURT AT VIEJAS ARENA

Official Basketball Box Score -- Game Totals -- Final Statistics
Utah State vs San Diego State
01-23-16 3:10 pm PST at Steve Fisher Court at Viejas Arena

Utah State 55 • 11-8 (3-5 MW)

#	Player	Total		3-Ptr		Rebounds			PF	TP	A TO Blk			Stl	Min
		FG	F-GA	FG	F-GA	Off	Def	Tot			Off	Def	Tot		
14	MOORE, Jalen	f	5-14	1-7	0-1	2	3	5	2	11	1	5	1	0	36
22	TAYLOR, Quinn	f	0-1	0-0	0-0	2	6	8	1	0	0	0	0	0	14
02	PERKINS, Darius	g	4-6	3-4	2-2	0	0	0	2	13	1	0	0	0	32
05	PEARRE, Julian	g	1-8	0-6	0-0	0	1	1	2	2	1	0	0	0	18
34	SMITH, Chris	g	1-10	0-3	0-0	2	2	4	3	2	2	0	0	0	28
04	RECTOR, Shane	g	6-8	2-2	1-2	0	2	2	2	15	4	3	0	6	29
12	EVANS, Lew	g	1-3	1-2	0-0	0	1	1	3	3	1	2	1	1	13
24	MIDDLETON, John	g	1-3	0-0	0-0	0	2	2	2	2	0	0	0	0	12
50	JONES, Elston	g	3-7	0-0	1-2	5	2	7	3	7	0	0	2	1	18
Team						2	1	3							
Totals			22-60	7-24	4-7	13	20	33	20	55	10	12	4	8	200

FG % 1st Half: 12-34 35.3% 2nd half: 10-26 38.5% Game: 22-60 36.7%
3FG % 1st Half: 4-11 36.4% 2nd half: 3-13 23.1% Game: 7-24 29.2%
FT % 1st Half: 4-6 66.7% 2nd half: 0-1 0.0% Game: 4-7 57.1%

San Diego State 70 • 14-6 (7-0 MW)

#	Player	Total		3-Ptr		Rebounds			PF	TP	A TO Blk			Stl	Min
		FG	F-GA	FG	F-GA	Off	Def	Tot			Off	Def	Tot		
00	SPENCER, Skylar	f	2-3	0-0	0-1	3	3	6	1	4	0	1	4	0	23
13	SHEPARD, Winston	f	2-8	0-0	0-0	0	4	4	1	4	5	3	1	1	26
14	CHEATHAM, Zylan	f	2-5	0-0	0-0	5	6	11	3	9	0	2	0	2	18
12	KELL, Trey	g	5-9	2-4	3-3	1	2	3	0	15	1	2	0	1	31
42	HEMSLEY, Jeremy	g	5-8	2-5	6-8	1	0	1	2	18	3	1	0	2	29
03	CHOL, Angelo	g	5-7	0-0	2-3	5	4	9	1	12	1	0	0	0	17
04	ALLEN, Dakarai	g	1-5	0-1	1-1	0	1	1	3	3	2	1	0	1	19
15	PEREZ, Ben	g	1-4	1-3	0-0	0	1	1	0	3	1	1	0	0	12
20	SHRIGLEY, Matt	g	0-3	0-3	0-0	0	1	1	0	0	0	1	0	0	9
21	POPE, Malik	g	1-1	0-0	0-0	0	3	3	1	2	0	1	1	0	14
22	U'U, Parker	g	0-0	0-0	0-0	0	0	0	0	0	0	0	0	0	1
33	FEDERICO, Niksha	g	0-0	0-0	0-0	0	0	0	0	0	0	0	0	0	1
Team						0	2	2							
Totals			24-53	5-16	17-22	12	25	37	12	70	13	13	6	7	200

FG % 1st Half: 15-28 53.6% 2nd half: 9-25 36.0% Game: 24-53 45.3%
3FG % 1st Half: 3-7 42.9% 2nd half: 2-9 22.2% Game: 5-16 31.3%
FT % 1st Half: 4-7 57.1% 2nd half: 13-15 86.7% Game: 17-22 77.3%

Officials: Kelly Self, Ruben Ramos, Ryan McDaniel
Technical fouls: Utah State-None. San Diego State-None.
Attendance: 12414

Score by periods	1st	2nd	Total
Utah State	32	23	55
San Diego State	37	33	70

	In	Off	2nd	Fast	Bench
Points	Paint	T/O	Chance	Break	
USU	26	9	7	4	27
SDSU	34	18	17	6	20

Last FG - USU 2nd-00:39, SDSU 2nd-03:10.
Largest lead - USU by 2 2nd-17:50, SDSU by 22 2nd-03:10.
USU led for 00:44, SDSU led for 37:00. Game was tied for 02:15.

GAME 20 NEVADA AT UTAH STATE JANUARY 30, 2016 • DEE GLEN SMITH SPECTRUM

Official Basketball Box Score -- Game Totals -- Final Statistics
Nevada vs Utah State
01/30/16 7 p.m. at Logan, Utah (Dee Glen Smith Spectrum)

Nevada 89 • 13-8/5-4 MW

#	Player	Total		3-Ptr		Rebounds			PF	TP	A TO Blk			Stl	Min
		FG	F-GA	FG	F-GA	Off	Def	Tot			Off	Def	Tot		
00	OLIVER, Cameron	f	7-11	1-2	1-3	3	7	10	4	16	0	2	1	0	33
12	FOSTER, Elijah	f	0-2	0-0	0-0	1	0	1	1	0	0	0	0	0	11
01	COLEMAN, Marqueeze	g	5-9	1-2	9-10	1	1	2	2	20	7	4	0	3	35
14	DREW, Lindsey	g	0-3	0-2	0-0	0	2	2	2	0	3	1	0	2	27
15	FENNER, D.J.	g	7-12	3-6	4-5	2	4	6	3	21	0	1	0	1	28
02	CRISWELL, Tyron	g	5-6	2-2	7-8	2	4	6	2	19	3	0	0	3	34
04	ANDERSON, Juwan	g	0-0	0-0	0-0	0	0	0	1	0	0	0	0	0	2
05	RODRIGUEZ, Kaileb	g	0-0	0-0	0-0	0	0	0	0	0	0	1	0	0	1
21	COOPER, Eric Jr.	g	4-14	3-8	2-2	1	2	3	2	13	2	2	0	1	29
Team						0	3	3							
Totals			28-57	10-22	23-28	10	23	33	17	89	15	11	1	10	200

FG % 1st Half: 18-35 51.4% 2nd half: 10-22 45.5% Game: 28-57 49.1%
3FG % 1st Half: 8-16 50.0% 2nd half: 2-6 33.3% Game: 10-22 45.5%
FT % 1st Half: 5-6 83.3% 2nd half: 18-22 81.8% Game: 23-28 82.1%

Utah State 84 • 11-9/3-6 MW

		Total		3-Ptr		Rebounds										
#	Player	FG-GA	FG-3	FT-FTA	Off	Def	Tot	PF	TP	A	TO	Blk	Stl	Min		
14	MOORE, Jalen	f	6-10	2-3	3-4	1	5	6	2	17	3	0	1	0	38	
50	JONES, Elston	f	2-5	0-0	2-7	4	5	9	2	6	2	6	0	0	27	
02	PERKINS, Darius	g	5-10	2-4	2-2	0	2	2	2	14	4	2	0	0	31	
04	RECTOR, Shane	g	7-10	2-2	0-0	1	2	3	2	16	3	3	0	0	28	
34	SMITH, Chris	g	7-13	4-6	1-2	1	7	8	5	19	4	1	1	1	33	
05	PEARRE, Julien		3-7	1-3	1-2	1	1	2	1	8	2	1	0	2	20	
12	EVANS, Lew		2-3	0-1	0-1	2	2	4	1	4	0	1	0	0	17	
23	TAYLOR, Quinn		0-0	0-0	0-0	0	0	0	0	0	0	0	0	0	1	
24	MIDDLETON, John		0-2	0-0	0-0	0	0	0	2	0	0	0	0	0	5	
Team						1	0	1								
Totals			32-60	11-21	9-18	11	24	35	17	84	18	14	2	3	200	



2015-16 BOX SCORES



GAME 21 UTAH STATE AT BOISE STATE FEBRUARY 2, 2016 • TACO BELL ARENA

Official Basketball Box Score -- Game Totals -- Final Statistics
Utah State vs Boise State
02/02/16 7 pm at Boise, Idaho (Taco Bell Arena)

Utah State 67 • 11-10, 3-7 MW

#	Player		Total			3-Ptr		Rebounds			PF	TP	A	TO	Blk	Stl	Min
			FG	FGA	FG%	FT	FTA	Off	Def	Total							
14	MOORE, Jalen	f	5-11	1-5	0-0	0	2	2	4	11	2	3	0	1	38		
50	JONES, Elston	f	2-2	0-0	0-0	1	1	2	3	4	1	1	1	0	19		
02	PERKINS, Darius	g	2-6	1-3	0-0	0	5	5	1	5	3	2	0	0	30		
05	PEARRE, Julion	g	3-5	2-3	0-0	0	3	3	3	8	0	3	0	0	25		
34	SMITH, Chris	g	7-10	4-5	2-2	0	1	1	1	20	3	2	0	3	38		
04	RECTOR, Shane	g	4-11	3-4	0-0	0	1	1	3	11	3	3	0	0	25		
12	EVANS, Lew	g	2-4	1-2	3-5	2	4	6	1	8	2	3	0	0	23		
24	MIDDLETON, John	g	0-1	0-0	0-0	0	1	1	0	0	0	0	0	0	2		
Team						0	1	1									
Totals			25-50	12-22	5-7	3	19	22	16	67	14	17	1	4	200		
FG % 1st Half: 15-27 55.6%			2nd half: 10-23 43.5%			Game: 25-50 50.0%			Deadball Rebounds 1,2								
3FG % 1st Half: 5-9 55.6%			2nd half: 7-13 53.8%			Game: 12-22 54.5%											
FT % 1st Half: 3-4 75.0%			2nd half: 2-3 66.7%			Game: 5-7 71.4%											

Boise State 70 • 16-7, 7-3 MW

#	Player		Total		3-Ptr		Rebounds		PF	TP	A	TO	Blk	Stl	Min			
			FG-FGA	FG-FGA	FT-FTA	Off	Def	Tot										
13	DUNCAN, Nick	f	3-9	1-7	1-1	2	0	2	2	8	1	3	0	3	28			
23	WEBB III, James	f	8-13	0-2	3-4	4	5	9	2	19	0	0	0	3	27			
10	JORCH, Robin	c	0-2	0-0	0-0	1	1	2	3	0	0	3	0	0	14			
01	THOMPSON, Mikey	g	6-9	1-2	3-4	2	4	6	1	16	3	2	0	0	37			
03	DMRIC, Anthony	g	5-7	2-4	0-0	2	4	6	4	12	1	4	0	2	26			
11	HANEY, Zach	g	2-4	0-0	1-2	2	2	4	0	5	1	1	0	0	10			
15	HUTCHISON, Chandler	g	1-3	0-0	0-0	1	0	1	0	2	0	0	0	0	14			
21	ALFORD, Montigo	g	0-2	0-1	0-0	0	2	2	0	0	0	0	0	0	5			
25	JACKSON, Lonnie	g	2-9	1-7	1-2	1	3	4	4	6	1	2	0	0	27			
30	AUSTIN, Paris	g	0-4	0-0	2-2	1	0	1	1	2	0	1	0	0	12			
Team						1	1	2										
Totals				27-62	5-23	11-15	17	22	39	17	70	7	17	0	8	200		
FG % 1st Half: 11-32 34.4%			2nd half: 16-30 53.3%		Game: 27-62 43.5%		3FG % 1st Half: 3-15 20.0%		2nd half: 8-11 72.7%		Game: 5-23 21.7%		FT % 1st Half: 3-4 75.0%		2nd half: 8-11 72.7%		Game: 11-15 73.3%	
Deadball Rebounds			1,1															

Officials: Randy McCall, Larry Spaulding, Steve Olson
Technical fouls: Utah State-None. Boise State-None.
Attendance: 5544

Score by periods	1st	2nd	Total
Utah State	38	29	67
Boise State	28	42	70

Last FG - USU 2nd-02:49, BSU 2nd-01:31.
Largest lead - USU by 13 1st-01:36, BSU by 3 2nd-00:02.
USU led for 37:02. BSU led for 01:31. Game was tied for 01:27.

Score tied - 2 times.
Lead changed - 1 time.

GAME 23 NEW MEXICO AT UTAH STATE FEBRUARY 9, 2016 • DEE GLEN SMITH SPECTRUM

Official Basketball Box Score -- Game Totals -- Final Statistics
New Mexico vs Utah State
02/09/16 8 p.m. at Logan, Utah (Dee Glen Smith Spectrum)

New Mexico 72 • 14-10/7-4 MW

#	Player		Total		3-Ptr		Rebounds						PF	TP	A	TO	Blk	Stl	Min	
			FG-FGA	FG-FGA	FT-FTA	FT-FTA	Off	Def	TO	PF	TP									
20	LOGWOOD, Sam	f	3-7	1-1	0-0	2	1	3	5	7	3	1	0	1	25					
32	WILLIAMS, Tim	f	9-12	0-0	3-6	4	3	7	2	21	0	0	0	0	40					
11	AGET, Obij	c	1-2	0-0	0-0	0	4	4	2	2	1	2	1	0	22					
01	NEAL, Cullen		2-10	0-4	1-3	1	2	3	4	5	5	3	0	1	31					
04	BROWN, Elijah	g	7-16	4-10	4-4	0	1	1	4	22	5	1	0	1	34					
03	HUNTER, Jordan		0-2	0-1	0-0	0	0	0	0	0	1	2	0	0	3					
14	KUIPER, Dane		0-0	0-0	0-0	0	1	1	0	0	0	0	0	0	6					
21	ADAMS, Xavier		3-5	0-1	2-2	1	2	3	4	8	0	1	1	1	16					
23	FURSTINGER, Joe		0-2	0-0	0-0	0	2	2	0	0	0	0	0	0	6					
25	JACOBS, Tim		0-0	0-0	0-0	0	1	1	1	0	0	0	0	0	9					
31	MATHIS, Anthony		2-3	2-2	1-1	0	1	1	0	7	0	1	0	0	8					
Team						3	2	5												
Totals				27-59	7-19	11-16	11	20	31	22	72	15	11	2	4	200				
FG % 1st Half: 12-28 42.9%			2nd half: 15-31 48.4%			Game: 27-59 45.8%													Deadball Rebounds	
3FG % 1st Half: 6-10 60.0%			2nd half: 1-9 11.1%			Game: 7-19 36.8%													2	
FT % 1st Half: 2-5 40.0%			2nd half: 9-11 81.8%			Game: 11-16 68.8%														

Utah State 80 • 12-11/4-8 MW

#	Player		Total		3-Ptr		Rebounds				PF	TP	A	TO	Blk	Stl	Min	
			FG-FGA	FG-FGA	FT-FTA	FT-FTA	Off	Def	Total									
12	EVANS, Lew	f	3-7	3-5	6-10	1	5	6	2	15	1	5	1	0	31			
14	MOORE, Jalen	f	3-11	1-6	4-5	1	5	6	0	11	3	2	2	1	38			
22	TAYLOR, Quinn	f	4-5	0-0	0-0	5	5	10	5	8	2	0	0	0	25			
02	PERKINS, Darius	g	3-5	2-3	1-2	1	1	2	2	9	2	0	0	1	23			
34	SMITH, Chris	g	5-11	2-6	7-8	0	1	1	4	19	4	1	0	1	35			
04	RECTOR, Shane	g	3-6	0-2	1-1	0	2	2	0	7	2	2	0	1	17			
05	PEARRE, Julion	g	3-5	1-3	0-0	0	0	0	0	7	1	1	0	1	16			
24	MIDDLETON, John	g	0-0	0-0	0-0	0	0	0	0	0	0	0	0	1	2			
50	JONES, Elston	g	1-1	0-0	2-2	1	3	4	3	4	0	0	3	1	13			
Team						1	1	2										
Totals				25-51	9-25	21-28	10	23	33	16	80	15	11	6	7	200		
FG % 1st Half: 16-30 53.3%			2nd half: 9-21 42.9%		Game: 25-51 49.0%		3FG % 1st Half: 6-15 40.0%		2nd half: 3-10 30.0%		Game: 9-25 36.0%		FT % 1st Half: 2-4 50.0%		2nd half: 19-24 79.2%		Game: 21-28 75.0%	
																Deadball Rebounds	3,1	

Officials: Verne Harris, David Hall, Keith Kimble
Technical fouls: New Mexico-None. Utah State-None.
Attendance: 9290

Score by periods	1st	2nd	Total
New Mexico	32	40	72
Utah State	40	40	80

Last FG - NM 2nd-03:46, USU 2nd-03:04.
Largest lead - NM by 5 1st-13:12, USU by 11 2nd-06:38.
NM led for 06:08. USU led for 31:24. Game was tied for 02:28.

Score tied - 2 times.
Lead changed - 4 times.

GAME 22 UTAH STATE AT WYOMING FEBRUARY 6, 2016 • ARENA-AUDITORIUM

Official Basketball Box Score -- Game Totals -- Final Statistics
Utah State vs Wyoming
02/06/16 4 p.m. MT at Laramie, Wyo. (Arena-Auditorium)

Utah State 65 • 11-11, 3-8

#	Player		Total		3-Ptr		Rebounds		PF	TP	A	TO	Blk	Stl	Min
			FG-FGA	FG-FGA	FT-FTA	Off	Def	Tot							
50	JONES, Elston	f	2-5	0-0	0-0	2	2	4	2	0	2	0	2	0	15
02	PERKINS, Darius		0-3	0-0	0-0	0	1	1	0	0	0	0	0	0	20
05	PEARRE, Julian	g	3-11	1-6	0-0	0	1	1	2	7	4	1	0	1	30
14	MOORE, Jalen	g	6-9	1-2	4-6	0	2	2	2	17	1	0	0	1	38
34	SMITH, Chris	g	6-9	1-1	0-1	1	1	2	2	13	0	3	0	0	23
00	CURETON, Trace		0-0	0-0	0-0	0	1	1	0	0	0	0	0	0	3
04	RECTOR, Shane		2-4	2-3	0-0	0	1	1	1	6	1	2	0	0	14
12	EVANS, Lew		0-1	0-0	0-2	1	4	5	3	0	0	1	0	1	14
20	BOLTON III, Henry		1-1	0-0	0-0	0	2	2	0	2	1	0	0	0	12
22	TAYLOR, Quinn		4-4	1-1	1-2	0	3	3	3	10	0	2	0	0	14
24	MIDDLETON, John		1-5	1-2	3-4	1	0	1	1	6	0	0	0	0	17
Team						1	3	4							
Totals			25-52	7-15	8-15	6	21	27	16	65	9	9	2	4	200
FG % 1st Half: 15-25 60.0%			2nd half: 10-27 37.0%		Game: 25-52 48.1%		3FG % 1st Half: 5-9 55.6%		2nd half: 2-6 33.3%		Game: 7-15 46.7%		Deadball Rebounds 3		
FT % 1st Half: 2-4 50.0%			2nd half: 6-11 54.5%		Game: 8-15 53.3%										



2015-16 BOX SCORES



GAME 25 UTAH STATE AT FRESNO STATE FEBRUARY 20, 2016 • SAVE MART CENTER

Official Basketball Box Score -- Game Totals -- Final Statistics
Utah State vs Fresno State
02/20/16 3 p.m. PT at Save Mart Center --- Fresno, Calif.

Utah State 68 • 13-12 (5-9 MW)

#	Player	Total		3-Ptr		Rebounds			PF	TP	A	TO	Blk	Stl	Min
		FG-FGA	FG-FGA	FT-FTA	Off Def Tot	PF	TP	A TO Blk Stl							
12	EVANS, Lew	f	2-8	1-5	1-2	0 6 6	1	6	2	2	0	1	0	1	28
22	TAYLOR, Quinn	f	2-4	0-0	2-2	1 2 3	5	6	1	1	0	0	0	1	16
02	PERKINS, Darius	g	2-4	2-4	2-2	1 3 4	1	8	1	0	0	0	1	1	25
14	MOORE, Jalen	g	4-8	1-4	4-4	2 4 6	1	13	5	0	1	1	1	1	35
34	SMITH, Chris	g	4-11	2-7	1-2	1 4 5	4	11	2	4	1	0	0	1	36
04	RECTOR, Shane	g	4-7	0-2	5-6	0 4 4	2	13	1	4	1	0	0	1	21
05	PEARRE, Julion	g	1-5	0-3	5-8	1 0 1	3	7	0	2	0	0	0	1	26
24	MIDDLETON, John	g	0-0	0-0	0-0	0 0 0	0	0	0	0	0	0	0	1	1
50	JONES, Elston	g	2-2	0-0	0-0	0 1 1	2	4	0	1	0	0	0	1	12
Team					1 2 3										
Totals			21-49	6-25	20-26	7 26 33	19	68	12	14	3	3	20		

FG % 1st Half: 11-20 55.0% 2nd half: 10-29 34.5% Game: 21-49 42.9%
3FG % 1st Half: 4-11 36.4% 2nd half: 2-14 14.3% Game: 6-25 24.0%
FT % 1st Half: 11-16 68.8% 2nd half: 9-10 90.0% Game: 20-26 76.9%

Fresno State 75 • 18-9 (9-5 MW)

#	Player	Total		3-Ptr		Rebounds			PF	TP	A	TO	Blk	Stl	Min
		FG-FGA	FG-FGA	FT-FTA	Off Def Tot	PF	TP	A TO Blk Stl							
13	RUSSO, Cullen	f	6-14	0-4	5-5	0 5 5	2	17	4	0	0	1	0	1	37
00	LEWIS, Julien	g	0-3	0-0	0-0	1 2 3	3	0	3	0	0	0	0	0	24
12	GUERRERO, Cesar	g	5-9	4-6	0-0	1 5 6	5	14	2	1	0	1	0	1	22
20	BITTNER, Sam	g	0-2	0-2	0-0	0 1 1	0	0	0	0	0	0	0	0	11
23	HARRIS, Marvella	g	5-15	2-7	10-10	1 2 3	2	22	5	1	0	2	0	2	39
04	EDO, Karachi	g	5-7	0-0	0-1	3 0 3	1	10	0	1	2	1	0	1	23
05	TAYLOR, Jahmel	g	2-4	1-2	0-0	0 2 2	3	5	2	1	0	0	0	1	14
15	ELLISON, Lionel	g	1-3	0-0	2-2	0 5 5	2	4	2	1	0	1	0	1	21
34	CARTER, Terrell	g	1-4	0-0	1-2	1 2 3	4	3	0	1	0	1	0	1	9
Team					4 0 4										
Totals			25-61	7-21	18-20	11 24 35	22	75	18	6	2	7	20		

FG % 1st Half: 16-33 48.5% 2nd half: 9-28 32.1% Game: 25-61 41.0%
3FG % 1st Half: 4-10 40.0% 2nd half: 7-21 33.3% Game: 7-21 33.3%
FT % 1st Half: 8-9 88.9% 2nd half: 10-11 90.9% Game: 18-20 90.0%

Officials: Michael Irvine, Brad Ferrie, SirAllen Conner
Technical fouls: Utah State-None. Fresno State-None.
Attendance: 7068

Score by periods	1st	2nd	Total									
Utah State	37	31	68	Points	In	Off	2nd	Fast				
				USU	Paint	T/O	Chance	Break	Bench			
Fresno State	44	31	75	FS	26	0	6	6	24			
					24	18	13	10	22			

Last FG - USU 2nd-00:11, FS 2nd-00:52.
Largest lead - USU by 4 1st-15:26, FS by 9 1st-00:08.
USU led for 02:32. FS led for 35:06. Game was tied for 02:22.

GAME 27 SAN JOSÉ STATE AT UTAH STATE FEBRUARY 27, 2016 • DEE GLEN SMITH SPECTRUM

Official Basketball Box Score -- Game Totals -- Final Statistics
San José State vs Utah State
02/27/16 7 p.m. at Logan, Utah (Dee Glen Smith Spectrum)

San José State 70 • 8-20/3-13 MW

#	Player	Total		3-Ptr		Rebounds			PF	TP	A	TO	Blk	Stl	Min
		FG-FGA	FG-FGA	FT-FTA	Off Def Tot	PF	TP	A TO Blk Stl							
14	ROGERS, Frank	f	4-14	2-7	0-2	2 3 5	3	10	1	1	0	0	0	1	23
32	WELAGE, Ryan	f	3-6	0-1	0-1	0 1 1	2	6	2	2	0	0	1	1	16
33	SCHWARTZ, Cody	f	3-9	3-5	2-2	0 3 3	3	11	3	1	0	1	1	1	31
00	HILLSMAN, Jaycee	g	0-1	0-1	2-2	1 0 1	4	2	1	1	0	1	0	1	12
20	THORNTON, Isaac	g	1-3	0-1	2-2	0 2 2	2	4	2	2	2	4	1	1	16
02	WILLIAMS, JR., Gary	g	3-6	0-3	0-1	0 1 1	0	6	0	0	0	0	0	0	11
10	BASOR, Ivo	g	1-1	1-1	0-0	0 0 0	0	3	1	0	0	0	0	0	6
15	CLARKE, Brandon	g	1-2	0-0	3-5	2 5 7	3	5	3	3	1	1	1	1	30
21	JAMES, Jalen	g	1-5	1-4	2-2	0 3 3	1	5	1	1	0	1	0	1	24
23	ONWAS, Princetown	g	3-8	0-2	4-9	1 2 3	5	10	0	2	1	2	1	2	23
25	BAHNER, Leon	g	3-3	0-0	2-2	1 2 3	2	8	1	1	0	0	0	1	8
Team					2 0 2										
Totals			23-58	7-25	17-28	9 22 31	25	70	15	15	4	11	20		

FG % 1st Half: 12-27 44.4% 2nd half: 11-31 35.5% Game: 23-58 39.7%
3FG % 1st Half: 6-11 54.5% 2nd half: 1-14 7.1% Game: 7-25 28.0%
FT % 1st Half: 6-9 66.7% 2nd half: 11-19 57.9% Game: 17-28 60.7%

Utah State 88 • 14-13/6-10 MW

#	Player	Total		3-Ptr		Rebounds			PF	TP	A	TO	Blk	Stl	Min
		FG-FGA	FG-FGA	FT-FTA	Off Def Tot	PF	TP	A TO Blk Stl							
12	EVANS, Lew	f	2-2	0-0	3-5	2 5 7	2	7	3	3	1	1	0	1	29
14	MOORE, Jalen	f	3-10	1-2	4-5	1 6 7	3	11	6	1	0	2	1	1	33
22	TAYLOR, Quinn	f	6-8	0-0	4-5	4 6 10	3	16	2	1	0	0	0	1	23
02	PERKINS, Darius	g	4-6	4-6	0-0	4 4 4	2	12	4	0	0	0	0	1	26
34	SMITH, Chris	g	6-11	3-5	5-5	0 5 5	1	20	1	4	0	2	0	1	30
00	CURETON, Trace	g	0-1	0-0	1-2	0 0 0	2	1	0	0	0	0	0	0	5
04	RECTOR, Shane	g	3-6	0-1	3-5	0 5 5	3	9	2	2	0	4	1	1	18
05	PEARRE, Julion	g	2-4	2-3	1-2	0 2 2	5	7	2	2	0	1	0	1	20
24	MIDDLETON, John	g	1-1	0-0	2-4	0 0 0	0	4	0	1	0	0	0	1	5
50	JONES, Elston	g	0-0	0-0	1-4	1 1 2	4	1	0	3	0	1	0	1	11
Team					0 0 0										
Totals			27-49	10-17	24-39	8 34 42	25	88	20	17	1	11	20		

FG % 1st Half: 13-27 48.1% 2nd half: 14-22 63.6% Game: 27-49 55.1%
3FG % 1st Half: 6-11 54.5% 2nd half: 4-6 66.7% Game: 10-17 58.8%
FT % 1st Half: 11-16 68.8% 2nd half: 13-23 56.5% Game: 24-39 61.5%

Officials: Bob Staffen, Rodrick Dixon, Brent Dugas
Technical fouls: San José State-None. Utah State-None.
Attendance: 9437

Score by periods	1st	2nd	Total		In	Off	2nd	Fast	
San José State	36	34	70	Points	Paint	T/O	Chance	Break	Bench
Utah State	43	45	88	SJ	32	20	6	6	37
				USU	34	21	12	8	22

Last FG - SJ 2nd-02:27, USU 2nd-00:43.
Largest lead - SJ by 2 1st-06:28, USU by 31 2nd-00:36.
SJ led for 00:09. USU led for 38:26. Game was tied for 01:25.

GAME 26 UTAH STATE AT NEVADA FEBRUARY 24, 2016 • LAWLOR EVENTS CENTER

Official Basketball Box Score -- Game Totals -- Final Statistics
Utah State vs Nevada
02/24/16 7:05 p.m. at Reno, Nev. (Lawlor Events Center)

Utah State 68 • 13-13 (5-10 MW)

#	Player	Total		3-Ptr		Rebounds			PF	TP	A	TO	Blk	Stl	Min
		FG-FGA	FG-FGA	FT-FTA	Off Def Tot	PF	TP	A TO Blk Stl							
12	EVANS, Lew	f	4-11	1-2	2-2	7 4 11	4	11	0	1	0	0	0	1	29
14	MOORE, Jalen	f	5-13	1-5	5-6	2 5 7	1	16	3	3	1	1	1	1	36
22	TAYLOR, Quinn	f	3-5	0-0	0-0	0 3 3	3	6	1	0	0	0	0	1	26
02	PERKINS, Darius	g	3-9	1-5	0-0	0 0 0	2	7	1	0	0	1	0	1	23
34	SMITH, Chris	g	4-9	3-6	1-1	0 1 1	3	12	1	4	0	1	1	1	28
04	RECTOR, Shane	g	3-7	0-2	4-4	1 1 2	2	10	4	2	0	0	0	1	21
05	PEARRE, Julion	g	1-7	0-2	0-0	0 1 1	1	2	3	0	0	0	1	1	21
50	JONES, Elston	g	1-2	0-0	2-2	1 2 3	4	4	1	1	1	0	1	0	16
Team					1 4 5										
Totals			24-63	6-22	14-15	12 21 33	20	68	14	11	2	4	20		

FG % 1st Half: 13-31 41.9% 2nd half: 11-32 34.4% Game: 24-63 38.1%
3FG % 1st Half: 4-11 36.4% 2nd half: 2-11 18.2% Game: 6-22 27.3%
FT % 1st Half: 5-6 83.3% 2nd half: 9-9 100.0% Game: 14-15 93.3%

Nevada 73 • 17-10 (9-6 MW)

#	Player		Total		3-Ptr		Rebounds			PF	TP	A	TO	Blk	Stl	Min
			FG-FGA	FG-FGA	FT-FTA	Off	Def	Tot								
00	OLIVER, Cameron	f	7-11	1-3	0-0	3	6	9	3	15	3	2	3	1	0	34
12	FOSTER, Elijah	f	1-1	0-0	0-0	0	0	0	2	2	0	1	0	0	4	4
01	COLEMAN, Marquese	g	3-7	2-3	2-2	1	2	3	1	10	2	3	0	0	0	22
14	DREW, Lindsey	g	1-4	0-0	3-4	1	1	2	5	4	2	3	0	0	0	33
05	FENNER, D.J.	g	4-11	0-1	6-6	2	1	3	4	14	2	5	0	0	0	39
12	CRISWELL, Tyron		9-14	1-1	4-8	4	12	16	1	23	3	1	0	0	0	28
05	RODRIGUEZ, Kaileb		0-0	0-0	0-0	0	0	0	0	0	0	0	0	0	0	1
21	COOPER, Eric Jr.		2-9	0-5	0-0	1	2	3	1	4	2	3	0	0	0	39
	Team					1	2	3								
Totals			22-52	4-13	15-20	13	26	39	14	73	17	15	5	5	20	200

GAME 29

FRESNO STATE AT UTAH STATE

MARCH 5, 2016 • DEE GLEN SMITH SPECTRUM

Official Basketball Box Score -- Game Totals -- Final Statistics
Fresno State vs Utah State
03/05/16 7 p.m. at Logan, Utah (Dee Glen Smith Spectrum)

Fresno State 86 • 22-9/13-5 MW

#	Player	Total		3-Ptr		Rebounds			PF	TP	A TO		Blk	Stl	Min
		FG	FGA	FG	FGA	Off	Def	Tot							
04	EDO, Karachi	f	5-8	0-0	2-4	3	0	3	5	12	1	0	1	0	28
13	RUSSO, Cullen	f	4-8	0-2	4-6	0	6	6	3	12	2	1	1	2	31
00	LEWIS, Julien	g	4-11	1-5	3-4	0	4	4	3	12	3	1	0	3	35
12	GUERRERO, Cezar	g	2-6	0-2	1-2	0	3	3	1	5	2	0	0	1	27
23	HARRIS, Marvella	g	12-23	2-8	8-11	0	6	6	2	34	5	4	0	4	39
03	WATSON, Paul		0-1	0-1	0-0	1	0	1	1	0	0	0	0	0	3
05	TAYLOR, Jahmel		3-3	3-3	0-0	1	1	2	0	9	1	0	0	0	17
15	ELLISON, Lionel		0-0	0-0	0-0	0	0	0	0	1	0	0	0	0	4
20	BITTNER, Sam		0-0	0-0	0-0	0	0	0	0	0	0	0	0	0	5
34	CARTER, Terrell		1-1	0-0	0-0	1	1	2	3	2	1	0	0	1	11
Team						1	1	2							
Totals			31-61	6-21	18-27	7	22	29	19	86	15	6	2	11	200

FG % 1st Half: 12-31 38.7% 2nd half: 19-30 63.3% Game: 31-61 50.8%
 3FG % 1st Half: 2-11 18.2% 2nd half: 4-10 40.0% Game: 6-21 28.6%
 FT % 1st Half: 5-8 62.5% 2nd half: 13-19 68.4% Game: 18-27 66.7%

Utah State 85 • 15-14/7-11 MW

#	Player	Total		3-Ptr		Rebounds			PF	TP	A TO		Blk	Stl	Min
		FG	FGA	FG	FGA	Off	Def	Tot							
14	MOORE, Jalen	f	7-14	3-6	5-6	2	4	6	0	22	4	3	0	0	38
32	MOORE, Grayson	f	0-0	0-0	0-0	0	0	0	0	0	0	0	0	0	1
00	CURETON, Trace	g	0-1	0-1	1-2	0	0	0	0	1	0	0	0	0	6
02	PERKINS, Darius	g	3-6	1-1	0-0	0	1	1	3	7	0	3	1	0	25
34	SMITH, Chris	g	5-13	2-6	6-8	0	5	5	4	18	3	0	0	0	33
04	RECTOR, Shane		1-2	0-0	0-0	0	2	2	2	2	3	3	0	0	15
05	PEARRE, Julion		5-11	4-7	2-4	1	0	1	2	16	3	1	0	1	23
12	EVANS, Lew		3-6	1-3	3-3	2	3	5	1	10	1	3	0	0	18
22	TAYLOR, Quinn		1-2	0-0	1-2	1	3	4	5	3	2	3	0	0	21
50	JONES, Elston		2-4	0-0	2-2	6	3	9	2	6	1	1	0	2	20
Team						1	3	4							
Totals			27-59	11-24	20-27	13	24	37	19	85	17	18	1	3	200

FG % 1st Half: 14-34 41.2% 2nd half: 13-25 52.0% Game: 27-59 45.8%
 3FG % 1st Half: 6-14 42.9% 2nd half: 5-10 50.0% Game: 11-24 45.8%
 FT % 1st Half: 8-9 88.9% 2nd half: 12-18 66.7% Game: 20-27 74.1%

Officials: Randy McCall, Jimmy Casas, Casey McClellan
 Technical fouls: Fresno State-RUSSO, Cullen; GUERRERO, Cezar. Utah State-PERKINS, Darius.
 Attendance: 9870

Score by periods				Points			
	1st	2nd	Total	FS	In	Off	2nd
Fresno State	31	55	86	40	Paint	T/O	Chance
Utah State	42	43	85	24	5	17	5

Last FG - FS 2nd-01:26, USU 2nd-01:04.
 Largest lead - FS by 7 1st-14:31, USU by 18 1st-03:26.
 FS led for 10:40, USU led for 25:49. Game was tied for 03:31.

Score tied - 6 times.
 Lead changed - 4 times.

GAME 31

UTAH STATE VS SAN DIEGO STATE

MARCH 10, 2016 • THOMAS & MACK CENTER

Official Basketball Box Score -- Game Totals -- Final Statistics
#9 Utah State vs #1 San Diego State
03/10/16 12 pm at Las Vegas, Nev. (Thomas & Mack Center)

#9 Utah State 65 • 16-15

#	Player	Total		3-Ptr		Rebounds			PF	TP	A TO		Blk	Stl	Min
		FG	FGA	FG	FGA	Off	Def	Tot							
12	EVANS, Lew	f	4-8	2-4	5-6	1	6	7	4	15	0	2	0	0	32
22	TAYLOR, Quinn	f	4-6	1-1	0-2	2	4	6	4	9	1	0	1	0	23
04	RECTOR, Shane	g	1-9	0-0	9-13	1	3	4	3	11	7	3	0	2	30
14	MOORE, Jalen	g	5-12	1-5	3-5	2	7	9	2	14	2	1	1	0	40
34	SMITH, Chris	g	1-5	0-3	2-4	0	4	4	2	4	1	1	0	1	34
02	PERKINS, Darius		0-0	0-0	0-0	1	1	2	0	0	0	0	0	0	10
05	PEARRE, Julion		5-7	2-4	0-0	0	0	0	2	12	1	0	0	0	18
50	JONES, Elston		0-1	0-0	0-0	0	2	2	4	0	0	0	2	1	13
Team						5	1	6							
Totals			20-48	6-17	19-30	12	28	40	21	65	12	9	4	5	200

FG % 1st Half: 12-24 50.0% 2nd half: 8-24 33.3% Game: 20-48 41.7%
 3FG % 1st Half: 3-9 33.3% 2nd half: 3-8 37.5% Game: 6-17 35.3%
 FT % 1st Half: 8-11 72.7% 2nd half: 11-19 57.9% Game: 19-30 63.3%

#1 San Diego State 71 • 24-8

#	Player	Total		3-Ptr		Rebounds			PF	TP	A TO		Blk	Stl	Min
		FG	FGA	FG	FGA	Off	Def	Tot							
00	SPENCER, Skylar	f	0-2	0-0	0-0	3	0	3	4	0	2	0	3	1	24
13	SHEPARD, Winston	f	4-8	0-0	4-7	3	5	8	1	12	3	1	1	0	31
14	CHEATHAM, Zylan	f	1-9	0-0	2-2	0	3	3	3	4	0	2	0	0	21
21	POPE, Malik	f	6-11	3-5	0-1	0	7	7	3	15	1	1	0	0	27
12	KELL, Trey	g	6-14	3-7	2-3	4	1	5	3	17	2	0	2	0	32
03	CHOL, Angelo		2-3	0-0	3-4	1	0	1	3	7	0	1	0	1	14
04	ALLEN, Dakarai		2-5	0-1	5-9	0	3	3	0	9	2	0	0	0	25
15	PEREZ, Ben		0-0	0-0	0-0	0	0	0	0	0	0	0	0	0	0+
20	SHRIGLEY, Matt		0-2	0-2	0-0	0	0	0	0	0	0	0	0	0	10
42	HEMSLEY, Jeremy		2-4	0-0	3-4	1	0	1	1	7	0	1	0	0	16
Team						1	1	2							
Totals			23-58	6-15	19-30	13	20	33	18	71	10	6	6	2	200

FG % 1st Half: 13-30 43.3% 2nd half: 10-28 35.7% Game: 23-58 39.7%
 3FG % 1st Half: 2-7 28.6% 2nd half: 4-8 50.0% Game: 6-15 40.0%
 FT % 1st Half: 8-15 53.3% 2nd half: 11-15 73.3% Game: 19-30 63.3%

Officials: Larry Spaulding, Tony Padilla, Michael Irving
 Technical fouls: #9 Utah State-None. #1 San Diego State-None.
 Attendance:
 2016 Mountain West Men's Championships Quarterfinal Round
 Winner advances to Friday's semifinal vs New Mexico/Nevada at 6 pm

Score by periods				Points			
	1st	2nd	Total	FS	In	Off	2nd
#9 Utah State	35	30	65	26	Paint	T/O	Chance
#1 San Diego State	36	35	71	28	9	3	2

Last FG - USU 2nd-06:54, SDSU 2nd-00:48.
 Largest lead - USU by 8 1st-06:01, SDSU by 6 2nd-17:38.
 USU led for 24:11, SDSU led for 12:56. Game was tied for 02:53.

Score tied - 5 times.
 Lead changed - 7 times.

GAME 30

UTAH STATE VS WYOMING

MARCH 9, 2016 • THOMAS & MACK CENTER

Official Basketball Box Score -- Game Totals -- Final Statistics
Utah State vs Wyoming
03/09/16 12 pm at Las Vegas, Nev. (Thomas & Mack Center)

Utah State 88 • 16-14


#	Player	Total		3-Ptr		Rebounds			PF	TP	A TO		Blk	Stl	Min
		FG	FGA	FG	FGA	Off	Def	Tot							
12	EVANS, Lew	f	0-1	0-1	0-0	1	2	3	3	0	1	0	0	0	17
22	TAYLOR, Quinn	f	3-6	0-0	0-0	3	4	7	5	6	2	1	0	0	24
04	RECTOR, Shane	g	7-15	3-6	7-8	1	5	6	4	24	2	3	0	0	35
14	MOORE, Jalen	g	7-15	2-6	3-3	1	8	9	1	19	5	1	0	0	40
34	SMITH, Chris	g	7-12	4-6	2-2	1	2	3	4	20	4	1	0	0	30
02	PERKINS, Darius		0-1	0-1	0-0	0	0	0	3	0	0	2	0	0	6
05	PEARRE, Julion		6-11	2-5	0-1	1	4	5	1	14	4	0	0	1	29
50	JONES, Elston		1-3	0-0	3-4	2	4	6	3	5	1	0	2	0	19
Team						1	0	1							
Totals			31-64	11-25	15-18	11	29	40	24	88	19	8	2	1	200

FG % 1st Half: 19-33 57.6% 2nd half: 12-31 38.7% Game: 31-64 48.4%
 3FG % 1st Half: 7-12 58.3% 2nd half: 4-13 30.8% Game: 11-25 44.0%
 FT % 1st Half: 2-4 50.0% 2nd half: 13-14 92.9% Game: 15-18 83.3%

Wyoming 70 • 14-18

#	Player		Total		3-Ptr		Rebounds			PF	TP	A	TO	Blk	Stl	Min
			FG-FA	FG-FGA	FT-FTA	Off	Def	Tot								
05	HERNDON, Alan	f	5-8	1-3	5-7	2	8	10	4	16	0	0	0	0	38	
21	BARNES, Jonathan	c	1-1	0-0	0-2	1	0	1	1	2	0	0	0	0	9	
11	LIEBERMAN, Jeremy	g	0-5	0-5	3-3	0	4	4	4	3	0	1	0	0	35	
14	ADAMS, Josh	g	4-17	2-9	8-8	1	3	4	4	18	5	4	0	0	38	
23	McMANAMEN, Jason	g	6-15	2-10	9-12	1	1	2	2	23	0	2	0	1	37	
03	AKA GORSKI, Alexander		3-4	0-1	2-2	1	2	3	3	8	1	0	0	0	26	
33	NAUGHTON, Jordan		0-1	0-0	0-0	0	4	4	2	0	0	0	0	0	17	
	Team					0	0	0			1					
	Totals		19-51	5-28	27-34	6	22	28	20	70	6	8	0	1	200	

RECORDS



GAMES PLAYED

Season: 37 2011-12

GAMES WON

Season: 30 2010-11
30 2008-09

GAMES LOST

Season: 23 1981-82

WINNING PERCENTAGE

Season: 0.882 2010-11 30-4

TOTAL POINTS

Game: 140 1/2/85 vs. UNLV
Opponent: 142 1/2/85 by UNLV
Season: 2619 1969-70

POINTS PER GAME

Season: 90.3 1969-70

TOTAL REBOUNDS

Game: 82 12/5/64 vs. Loyola (Calif.)
Opponent: 77 1/6/68 by Brigham Young
Season: 1618 1959-60

REBOUNDS PER GAME

Season: 55.8 1959-60

ASSISTS

Game: 34 2/25/78 at Portland State
2/10/76 vs. Mesa State
Opponent: 37 2/1/90 by UNLV
Season: 620 2007-08

ASSISTS PER GAME

Season: 17.7 2007-08

TURNOVERS

Game: 33 1/17/74 vs. Utah
Season: 545 1995-96

BLOCKS

Game: 12 1/13/01 vs. Pacific
Opponent: 10 11/18/94 by Simon Fraser
12/27/80 by Brigham Young
Season: 139 1989-90

BLOCKS PER GAME

Season: 4.6 1991-92

STEALS

Game: 19 2/6/84 vs. Pacific
Opponent: 21 1/21/89 by CS Fullerton
Season: 237 1999-00

STEALS PER GAME

Season: 8 1991-92

FIELD GOALS MADE

Game: 53 12/29/79 at New Mexico
2/25/78 at Portland State
Season: 1008 1969-70

FIELD GOALS ATTEMPTED

Game: 104 1/13/68 vs. Seattle
Season: 2160 1963-64

FIELD GOAL PERCENTAGE

Game: .778 11/27/04 28-36 vs. UC Davis
Season: .529 1982-83 872-1649

THREE-POINT FIELD GOALS MADE

Game: 20 2/2/06 at New Mexico State
Season: 257 2015-16

THREE-POINT FIELD GOALS ATTEMPTED

Game: 34 2/2/06 at New Mexico State
Season: 695 2015-16

THREE-POINT FIELD GOAL PERCENTAGE

Game: .875 2/10/90 7-8 at San José State
Season: .429 1997-98 139-324

FREE THROWS MADE

Game: 44 1/22/87 vs. CS Fullerton
Season: 662 1986-87

FREE THROWS ATTEMPTED

Game: 59 1/24/80 vs. San José State
Season: 928 1986-87

FREE THROW PERCENTAGE

Game: 100.0 2/23/02 17-17 vs. Idaho
1/6/07 12-12 at Fresno State
2/21/75 12-12 at New Orleans
1/15/09 10-10 vs. Fresno State
2/28/08 10-10 vs. Louisiana Tech
12/20/07 10-10 vs. Utah Valley
Season: .792 2007-08 532-672



The 2000-01 team tied the then-school record with 28 wins and notched the first NCAA Tournament win for Utah State in 31 years with a 77-69 victory in overtime against Ohio State.



INDIVIDUAL RECORDS



GAMES PLAYED

Season:	37	Morgan Grim	2011-12
	37	Preston Medlin	2011-12
	37	Brockeith Pane	2011-12
Career:	134	Jaycee Carroll	2005-08

GAMES STARTED

Season:	37	Morgan Grim	2011-12
	37	Preston Medlin	2011-12
Career:	132	Jaycee Carroll	2005-08

TOTAL POINTS

Game:	52	Wayne Estes	12/30/64	vs. Boston College
Opponent:	47	John Caughran	2/15/77	at California
Season:	821	Wayne Estes	1963-64	
Career:	2522	Jaycee Carroll	2005-08	

POINTS PER GAME

Season:	33.7	Wayne Estes	1964-65
Career:	26.7	Wayne Estes	1963-65

10-POINT GAMES

Career:	105	Greg Grant	1983-86
Consec.:	64	Wayne Estes	1963-65

TOTAL REBOUNDS

Game:	28	Wayne Estes	12/15/62	vs. Regis
Opponent:	29	Keith Swagerty	12/7/64	vs. Pacific
Season:	403	Cornell Green	1959-60	
Career:	1003	Greg Grant	1983-86	

REBOUNDS PER GAME

Season:	13.9	Marvin Roberts	1969-70
Career:	12.8	Marvin Roberts	1969-71

10-REBOUND GAMES

Career:	55	Marvin Roberts	1969-71
Consec.:	17	Marvin Roberts	1970-71

DOUBLE-DOUBLES

Season:	21	Marvin Roberts	1969-70
Career:	54	Marvin Roberts	1968-71
Consec.:	17	Marvin Roberts	1970-71

PERSONAL FOULS

Season:	116	Reid Newey	1987-88
Career:	401	Kendall Youngblood	1989-92

DISQUALIFICATIONS

Season:	14	Nate Wickizer	1992-93
Career:	30	Nate Wickizer	1992-95

ASSISTS

Game:	16	Oscar Williams	12/14/76	vs. Utah
Opponent:	15	Danny Tarkanian	2/19/83	at UNLV
Season:	224	Kris Clark	2007-08	
Career:	562	Oscar Williams	1975-78	

ASSISTS PER GAME

Season:	7.7	Oscar Williams	1976-77
Career:	6	Oscar Williams	1975-78

TURNOVERS

Game:	11	Kendall Youngblood	3/9/89	vs. CS Fullerton
		Shaler Halimon	12/19/67	vs. San José State
Season:	144	Silas Mills	1995-96	
Career:	393	Kendall Youngblood	1989-92	

BLOCKS

Game:	7	Shawn Daniels	1/13/01	vs. Pacific
	7	Gilbert Pete	1/5/87	vs. Long Beach St.
Opponent:	7	Joe Vogel	12/3/93	at Colorado State
Season:	59	Shawn Daniels	2000-01	
Career:	155	Gilbert Pete	1986-89	

BLOCKS PER GAME

Season:	1.9	Gilbert Pete	1986-87
Career:	1.7	Shawn Daniels	2000-01

STEALS

Game:	9	Jay Goodman	2/20/93	vs. San José State
Opponent:	10	Jeff Trepagnier	11/24/99	vs. Southern Cal
Season:	102	Jay Goodman	1992-93	
Career:	226	Greg Grant	1983-86	

STEALS PER GAME

Season:	3.8	Jay Goodman	1992-93
Career:	2.6	Jay Goodman	1991-93

MINUTES PLAYED

Game:	55	Vince Washington	1/2/85	vs. UNLV
Season:	1304	Jaycee Carroll	2007-08	
Career:	4596	Jaycee Carroll	2005-08	

MINUTES PLAYED PER GAME

Season:	37.4	Brian Jackson	1980-81
Career:	36.0	Vince Washington	1984-85

FIELD GOALS MADE

Game:	21	Wayne Estes	12/30/64	vs. Boston College
Season:	309	Wayne Estes	1963-64	
Career:	880	Jaycee Carroll	2005-08	

FIELD GOALS ATTEMPTED

Game:	40	Wayne Estes	12/26/64	at Hawai'i
Season:	645	Wayne Estes	1963-64	
Career:	1721	Jaycee Carroll	2005-08	

FIELD GOAL PERCENTAGE

Game:	1.000	Mike Santos	12-12	1/23/78 vs. ISU
Season:	.677	Nate Harris	134-198	2003-04
Career:	.641	Nate Harris	588-918	2003-06

THREE-POINT FIELD GOALS MADE

Game:	10	Jaycee Carroll	2/2/06	at New Mexico State
Season:	114	Jaycee Carroll	2007-08	
Career:	369	Jaycee Carroll	2005-08	

THREE-POINT FIELD GOALS ATTEMPTED

Game:	16	Jaycee Carroll	2/2/06	at New Mexico St.
	16	Corwin Woodard	2/13/95	vs. New Mexico St.
Season:	229	Jaycee Carroll	2007-08	
Career:	793	Jaycee Carroll	2005-08	

THREE-POINT FIELD GOAL PERCENTAGE

Game:	1.000	Jay Goodman	6-6	12/8/92 vs. Utah
Season:	.500	Brian Green	53-106	2009-10
Career:	.481	Brian Green	129-268	2010-11

FREE THROWS MADE

Game:	17	Tim Tollestrup	1/17/70	vs. Utah
		Bart Johnson	12/11/54	at Idaho
Season:	227	Cornell Green	1961-62	
Career:	469	Wayne Estes	1963-65	

FREE THROWS ATTEMPTED

Game:	22	Marvin Roberts	12/10/70	vs. Gonzaga
Season:	324	Cornell Green	1961-62	
Career:	646	Marvin Roberts	1969-71	

FREE THROW PERCENTAGE

Game:	1.000	Jaycee Carroll	15-15	2/5/07 vs. NMSU
	1.000	Jim Boatwright	14-14	12/29/72 vs. LSU
Season:	.921	Tony Brown	58-63	1998-99
Career:	.870	Tony Brown	275-316	1999-02

QUICK FACTS

OUTLOOK

AGGIE BIOS

COACHES

OPONENTS

SEASON REVIEW

RECORDS

UNIVERSITY

POINTS (1,000-PLUS)

Name	Years	Points
1. Jaycee Carroll	2005-08	2522
2. Greg Grant	1983-86	2127
3. Wayne Estes	1963-65	2001
4. Brian Jackson	1978-81	1900
5. Cornell Green	1960-62	1890
6. Marvin Roberts	1969-71	1844
7. Kendall Youngblood	1989-92	1774
8. Tai Wesley	2008-11	1749
9. Tony Brown	1999-02	1564
10. Eric Franson	1991, 94-96	1545
11. Reid Newey	1984, 87-89	1536
12. Nate Harris	2003-06	1475
13. Dean Hunger	1977-80	1472
14. Kevin Nixon	1985-88	1456
15. Dan Conway	1986-89	1398
16. Preston Medlin	2010, 12-14	1368
17. Mike Santos	1975-78	1287
18. Shaler Halimon	1967-68	1284
19. Spencer Nelson	1999, 03-05	1283
20. Bob Lauriski	1971-73	1266
21. Rich Haws	1973-75	1255
22. Jim Boatwright	1972-74	1238
23. Max Perry	1959-61	1236
24. Jay Goodman	1991-93	1215
25. Jimmy Moore	1973-75	1164
26. Bert Cook	1950-52	1133
27. Jalen Moore	2014-	1,119
28. Troy Collier	1963-64	1109
29. Jeff O. Anderson	1985-88	1095
30. Nate Williams	1970-71	1080
31. Gary Wilkinson	2008-09	1065
32. Desmond Penigar	2002-03	1051
33. Vince Washington	1984-85	1049
34. Pat Dunn	1953-56	1018
35. Tyler Newbold	2008-11	1014
36. Bill Hull	1951-54	1007
37. Bob Ipsen	1958-59	1001

POINTS PER GAME (MIN. 50 GAMES)

Name	Years	Avg.
1. Wayne Estes	1963-65	26.7
2. Shaler Halimon	1967-68	25.2
3. Marvin Roberts	1969-71	23.6
4. Cornell Green	1959-62	22.5
5. Bob Ipsen	1958-59	20.0
6. Troy Collier	1963-64	19.8
7. Nate Williams	1970-71	19.6
8. Jaycee Carroll	2005-08	18.8
9. Greg Grant	1983-86	18.5
10. Vince Washington	1984-85	18.1
11. Ed Gregg	1975-76	18.0
12. LeRoy Walker	1964-65	17.7
13. Brian Jackson	1978-81	16.8
14. Jimmy Smith	1967-68	16.8
15. Desmond Penigar	2002-03	16.4
16. Bob Lauriski	1971-73	16.0
17. Jim Boatwright	1972-74	15.9
18. Kendall Youngblood	1989-92	15.6
19. Marcus Saxon	1997-98	15.4
20. Harold Theus	1957-59	15.4

REBOUNDS

Name	Years	Reb.
1. Cornell Green	1960-62	1067
2. Greg Grant	1983-86	1003
3. Marvin Roberts	1968-71	997
4. Wayne Estes	1962-65	893
5. Eric Franson	1991, 94-96	885
6. Tai Wesley	2008-11	873
7. Brian Jackson	1978-81	840

8. Spencer Nelson	1999, 03-05	800
9. Mike Santos	1974-78	748
10. Nate Harris	2003-06	722
11. Bob Lauriski	1970-73	720
12. Jaycee Carroll	2005-08	680
13. Leo Cunningham	1979-82	676
14. Kendall Youngblood	1989-92	674
15. Troy Collier	1963-64	654
16. Jimmy Moore	1973-75	652
17. Dean Hunger	1977-80	649
18. Preston Bailless	1976-79	646
19. Dan Conway	1986-89	583
20. Harold Theus	1957-59	555

REBOUNDS PER GAME (MIN. 50 GMS)

Name	Years	Avg.
1. Marvin Roberts	1969-71	12.8
2. Cornell Green	1960-62	12.7
3. Wayne Estes	1963-65	11.9
4. Troy Collier	1963-64	11.7
5. Harold Theus	1957-59	11.1
6. Ed Gregg	1975-76	10.4
7. Shaler Halimon	1967-68	10.2
8. Bob Ipsen	1958-59	9.2
9. Bob Lauriski	1971-73	9.1
10. Greg Grant	1983-86	8.7
11. Nate Williams	1970-71	8.3
12. Jimmy Moore	1973-75	8.3
13. Jarred Shaw	2012-14	8.3
14. Donnie Johnson	1998-99	7.9
15. Mike Santos	1975-78	7.9
16. Eric Franson	1991, 94-96	7.6
17. Silas Mills	1995-96	7.6
18. Brian Jackson	1978-81	7.4
19. Shawn Daniels	2000-01	7.3
20. LeRoy Walker	1964-65	7.3

TOTAL ASSISTS (250-PLUS)

Name	Years	Assists
1. Oscar Williams	1975-78	562
2. Kevin Nixon	1985-88	428
3. Tony Brown	1999-02	396
4. Kendall Youngblood	1989-92	389
5. Kris Clark	2007-08	370
6. Tyler Newbold	2008-11	364
7. Jay Goodman	1991-93	364
8. Tai Wesley	2008-11	356
9. Preston Medlin	2010, 12-14	320
10. Greg Grant	1983-86	308
11. Lance Washington	1980-83	308
12. Spencer Nelson	1999, 03-05	302
13. Reid Newey	1984, 87-89	298
14. Jeff Tebbs	1970-72	294
15. Mark Brown	2003-04	290
16. Bernard Rock	2000-01	288
17. Jeff O. Anderson	1985-88	282
18. Jared Quayle	2009-10	275
19. Brockeith Pane	2011-12	275
20. Jaycee Carroll	2005-08	270
21. Marcus Saxon	1997-98	269
22. Blair Reed	1974-76	266
23. Rich McElrath	1979-80	260
24. Allen Gordon	1990-91	251

ASSISTS PER GAME (MIN. 50 GAMES)

Name	Years	Avg.
1. Oscar Williams	1975-78	6.0
2. Kris Clark	2007-08	5.3
3. Mark Brown	2003-04	4.7
4. Rich McElrath	1979-80	4.6
5. Jay Goodman	1991-93	4.6

TOTAL BLOCKS (50-PLUS)

Name	Years	Blk.
1. Gilbert Pete	1986-89	155
2. Nate Wickizer	1992-95	148
3. Tai Wesley	2008-11	144
4. Shawn Daniels	2000-01	117
5. Nate Harris	2003-06	90
6. Brady Jardine	2009-12	70
7. Kyisean Reed	2012-13	65
8. Greg Grant	1983-86	63
9. Cass Matheus	2005-06	63
10. Spencer Nelson	1999, 03-05	62
11. Jarred Shaw	2012-14	61
12. David Collette	2012, 14	56
13. Kendall Youngblood	1989-92	56
14. Jeremy Vague	2001-02	55
15. Jalen Moore	2014-	54
16. Donnie Johnson	1998-99	53

BLOCKS PER GAME (MIN. 50 GAMES)

Name	Years	Avg.
1. Shawn Daniels	2000-01	1.8
2. Nate Wickizer	1992-95	1.6
3. Kyisean Reed	2012-13	1.3
4. Gilbert Pete	1986-89	1.3
5. Jarred Shaw	2012-14	1.1
6. Tai Wesley	2008-11	1.0
7. Cass Matheus	2005-06	0.9
8. Jeremy Vague	2001-02	0.8
9. Rod Hay	1992-93	0.8
10. Randy Funk	1990-91	0.8



Jaycee Carroll is Utah State's all-time scoring leader with 2,522 points. Overall, Carroll owns 10 school records, which is the most by any player in Aggie history



Nate Harris owns the school record in field goal percentage and is also in the top-15 in scoring and rebounding.

STEALS

Name	Years	Steals
1. Greg Grant	1983-86	226
2. Jay Goodman	1991-93	205
3. Kevin Nixon	1985-88	190
4. Kendall Youngblood	1989-92	164
5. Tony Brown	1999-02	146
6. Reid Newey	1984, 87-89	128
7. Jaycee Carroll	2005-08	123
8. Lance Washington	1980-83	118
9. Tai Wesley	2008-11	112
10. Jeff O. Anderson	1985-88	105

STEALS PER GAME (MIN. 50 GAMES)

Name	Years	Avg.
1. Jay Goodman	1991-93	2.6
2. Greg Grant	1983-86	2.0
3. Kevin Nixon	1985-88	1.7
4. Kevin Rice	1997-98	1.6
5. Silas Mills	1995-96	1.6

FIELD GOALS MADE

Name	Years	FG
1. Jaycee Carroll	2005-08	880
2. Greg Grant	1983-86	852
3. Wayne Estes	1963-65	766
4. Brian Jackson	1978-81	753
5. Marvin Roberts	1969-71	693
6. Tai Wesley	2008-11	657
7. Kendall Youngblood	1989-92	629
8. Nate Harris	2003-06	588
9. Eric Franson	1991, 94-96	584
10. Dean Hunger	1977-80	573

FIELD GOALS ATTEMPTED

Name	Years	Att.
1. Jaycee Carroll	2005-08	1721
2. Greg Grant	1983-86	1604
3. Wayne Estes	1963-65	1591
4. Marvin Roberts	1969-71	1487
5. Brian Jackson	1978-81	1432
6. Kendall Youngblood	1989-92	1348
7. Tony Brown	1999-02	1127
8. Shaler Halimon	1967-68	1124
9. Reid Newey	1984, 87-89	1118
10. Tai Wesley	2008-11	1102

FG PERCENTAGE (MIN. 150 MADE)

Name	Years	Pct.
1. Nate Harris	2003-06	.641
2. Greg Houskeeper	1988-89	.622
3. Spencer Nelson	1999, 03-05	.617
4. Kyiseaon Reed	2012-13	.602
5. Tai Wesley	2008-11	.597
6. Gary Wilkinson	2008-09	.582
7. Cass Matheus	2005-06	.580
8. Shawn Daniels	2000-01	.579
9. Dean Hunger	1977-80	.577
10. Nate Wickizer	1992-95	.570

THREE-POINT FIELD GOALS MADE

Name	Years	FG
1. Jaycee Carroll	2005-08	369
2. Tony Brown	1999-02	283
3. Reid Newey	1984, 87-89	237
4. Preston Medlin	2010, 12-14	213
5. Jay Goodman	1991-93	209
6. Tyler Newbold	2008-11	194
7. Justin Jones	1996-98	183
8. Brian Green	2010-11	129
9. Jared Quayle	2009-10	128
10. Chris Smith	2014-16	126

THREE-POINT FGS ATTEMPTED

Name	Years	Att.
1. Jaycee Carroll	2005-08	793
2. Tony Brown	1999-02	686
3. Jay Goodman	1991-93	580
4. Reid Newey	1984, 87-89	572
5. Preston Medlin	2010, 12-14	513
6. Tyler Newbold	2008-11	477
7. Justin Jones	1996-98	408
8. Pooh Williams	2008-11	320
9. Jared Quayle	2009-10	316
10. Troy Rolle	1999-00	304

THREE-POINT PCT. (MIN. 50 MADE)

Name	Years	Pct.
1. Brian Green	2010-11	.483
2. Jaycee Carroll	2005-08	.465
3. Chris Smith	2014-16	.451
4. Justin Jones	1996-98	.449
5. Kendall Youngblood	1989-92	.448
6. Spencer Butterfield	2012-14	.447
7. Preston Medlin	2010, 12-14	.415
Jeff O. Anderson	1985-88	.415
9. Darius Perkins	2014-16	.414
Reid Newey	1984, 87-89	.414

FREE THROWS MADE

Name	Years	FT
1. Wayne Estes	1963-65	469
2. Dan Conway	1986-89	458
Marvin Roberts	1969-71	458
4. Kendall Youngblood	1989-92	447
5. Tai Wesley	2008-11	428
6. Greg Grant	1983-86	420
7. Brian Jackson	1978-81	397
8. Jaycee Carroll	2005-08	393
9. Jeff O. Anderson	1985-88	389
10. Spencer Nelson	1999, 03-05	384

FREE THROWS ATTEMPTED

Name	Years	Att.
1. Marvin Roberts	1969-71	646
2. Eric Franson	1991, 94-96	626
3. Dan Conway	1986-89	619
4. Tai Wesley	2008-11	608
5. Greg Grant	1983-86	594
6. Kendall Youngblood	1989-92	593
7. Cornell Green	1960-62	569
8. Wayne Estes	1963-65	548
9. Kevin Nixon	1985-88	547
10. Spencer Nelson	1999, 03-05	533
Jeff O. Anderson	1985-88	533



Brian Green is the all-time leader in 3-point field goal percentage, converting 48.3 percent from long range from 2010-11.

FT PERCENTAGE (MIN. 100 MADE)

	Name	Years	Pct.
1.	Tony Brown	1999-02	.870
2.	Cardell Butler	2003-04	.864
3.	Jaycee Carroll	2005-08	.862
4.	Wayne Estes	1963-65	.856
5.	Vince Washington	1984-85	.851
6.	Jay Goodman	1991-93	.837
7.	Rich McElrath	1979-80	.826
8.	Jared Quayle	2009-10	.822
9.	Gary Wilkinson	2008-09	.821
10.	Mark Brown	2003-04	.809

10-POINT GAMES

	Name	Years	Games
1.	Jaycee Carroll	2005-08	121
2.	Greg Grant	1983-86	105
3.	Tai Wesley	2008-11	101
4.	Kendall Youngblood	1989-92	93
5.	Brian Jackson	1978-81	90
6.	Eric Franson	1991, 94-96	80
7.	Nate Harris	2003-06	78
8.	Kevin Nixon	1985-88	77
9.	Dean Hunger	1977-80	76
10.	Tony Brown	1999-02	75
	Marvin Roberts	1969-71	73
	Wayne Estes	1963-65	73

CONSECUTIVE 10-POINT GAMES

	Name	Years	Games
1.	Wayne Estes	1963-65	64
2.	Eric Franson	1994-96	56
3.	Greg Grant	1984-86	53
4.	Shaler Halimon	1967-68	46
5.	Jim Boatwright	1972-74	44
6.	Jaycee Carroll	2007-08	39
7.	Brian Jackson	1979-81	32
	Marvin Roberts	1969-71	32
9.	Jaycee Carroll	2006-07	31
	Rich Haws	1974-75	31

10-REBOUND GAMES

	Name	Years	Avg.
1.	Marvin Roberts	1968-71	55
2.	Greg Grant	1983-86	48
3.	Eric Franson	1991, 94-96	36
4.	Mike Santos	1975-78	33
5.	Bob Lauriski	1971-73	32
	Wayne Estes	1963-65	32
7.	Leo Cunningham	1979-82	31
8.	Brian Jackson	1978-81	30
9.	Spencer Nelson	1999, 03-05	29
10.	Jimmy Moore	1973-75	28

CONSECUTIVE 10-REBOUND GAMES

	Name	Years	Games
1.	Marvin Roberts	1970-71	17
2.	Marvin Roberts	1969-70	13
3.	Greg Grant	1984-85	11
4.	Mike Santos	1976-77	9
	Mike Santos	1976-77	9
	Ed Gregg	1975-76	9



Marvin Roberts recorded a school-record 54 double-doubles at USU.

DOUBLE-DOUBLES

	Name	Years	Games
1.	Marvin Roberts	1969-71	54
2.	Greg Grant	1983-86	45
3.	Wayne Estes	1963-65	36
	Eric Franson	1991, 94-96	36
5.	Bob Lauriski	1971-73	31
6.	Mike Santos	1975-78	30
7.	Jimmy Moore	1973-75	29
8.	Brian Jackson	1978-81	27
9.	Ed Gregg	1975-76	26
10.	Spencer Nelson	1999, 03-05	22

CONSECUTIVE DOUBLE-DOUBLES

	Name	Years	Games
1.	Marvin Roberts	1970-71	17
2.	Marvin Roberts	1969-70	13
3.	Shaler Halimon	1967-68	11
4.	Greg Grant	1984-85	10
5.	Mike Santos	1976-77	9
	Mike Santos	1976-77	9
	Ed Gregg	1975-76	9
8.	Silas Mills	1994-95	6
	Marvin Roberts	1968-69	6
10.	Bob Lauriski	1971-72	5
	Eric Franson	1995-96	5
	Eric Franson	1993-94	5
	Spencer Butterfield	2012-14	5

GAMES PLAYED (100-PLUS)

	Name	Years	Games
1.	Tyler Newbold	2008-11	139
	Tai Wesley	2008-11	139
3.	Jaycee Carroll	2005-08	134
4.	Pooh Williams	2008-11	131
5.	Tony Brown	1999-02	127
6.	Nate Harris	2003-06	126
7.	Spencer Nelson	1999, 03-05	120
8.	Jeff O. Anderson	1985-88	118
9.	Eric Franson	1991, 94-96	117
	Dan Conway	1986-89	117
	Gilbert Pete	1986-89	117
12.	Red Newey	1984, 87-89	116
13.	Greg Grant	1983-86	115
14.	Kendall Youngblood	1989-92	114
	Kevin Nixon	1985-88	114
16.	Jon Wickizer	1993-96	113
	Brian Jackson	1978-81	113
18.	Preston Bailess	1976-79	108
19.	Preston Medlin	2010, 12-14	107
19.	Dean Hunger	1977-80	104
20.	Chad Evans	2001-04	101
	Brennan Ray	1999-02	101
	Gary Patterson	1990-93	101
	Michael McCullough	1981-84	101
24.	Matt Formisano	2008-11	100
	Keith Hood	1978-81	100

GAMES STARTED

	Name	Years	Games
1.	Jaycee Carroll	2005-2008	132
2.	Tyler Newbold	2008-11	129
3.	Tai Wesley	2008-11	128
4.	Greg Grant	1983-86	115
5.	Tony Brown	1999-02	112
6.	Kendall Youngblood	1989-92	103
7.	Pooh Williams	2008-11	99
	Eric Franson	1991, 94-96	99
9.	Brian Jackson	1978-81	96
10.	Justin Jones	1996-98	94

TOTAL MINUTES PLAYED

	Name	Years	Min.
1.	Jaycee Carroll	2005-2008	4596
2.	Tyler Newbold	2008-11	3935
3.	Greg Grant	1983-86	3923
4.	Tony Brown	1999-02	3841
5.	Tai Wesley	2008-11	3768
	Brian Jackson	1978-81	3768
7.	Kendall Youngblood	1989-92	3674
8.	Nate Harris	2003-06	3422
9.	Eric Franson	1991, 94-96	3349
10.	Kevin Nixon	1985-88	3347

MINUTES PER GAME (MIN. 50 GAMES)

	Name	Years	Avg.
1.	Vince Washington	1984-85	36.0
2.	Justin Jones	1996-98	34.6
3.	Jaycee Carroll	2005-pres.	34.3
4.	Marcus Saxon	1997-98	34.2
5.	Greg Grant	1983-86	34.1
6.	Brian Jackson	1978-81	33.3
7.	Ed Gregg	1975-76	33.2
8.	Chris McMullin	1983-84	33.1
9.	Roddie Anderson	1994-95	33.0
10.	Ron Ence	1983-84	32.7

POINTS (500-PLUS)

Name	Year	Points
1. Wayne Estes	1963-64	821
2. Jaycee Carroll	2007-08	785
3. Jaycee Carroll	2006-07	746
4. Cornell Green	1961-62	745
5. Marvin Roberts	1968-69	718
6. Shaler Halimon	1967-68	671
7. Brian Jackson	1980-81	655
8. Wayne Estes	1964-65	641
9. Greg Grant	1985-86	634
10. Preston Medlin	2011-12	628
11. Troy Collier	1963-64	616
12. Cornell Green	1959-60	615
13. Shaler Halimon	1966-67	613
14. Nate Williams	1969-70	608
15. Vince Washington	1984-85	605
16. Gary Wilkinson	2008-09	598
17. Bert Cook	1950-51	589
18. Ed Gregg	1975-76	579
19. Marcus Saxon	1997-98	574
20. Bob Ipsen	1958-59	569
21. Kevin Nixon	1986-87	564
22. Rich Haws	1974-75	563
23. Dean Hunger	1979-80	561
24. Nate Harris	2005-06	553
25. Silas Mills	1995-96	552
26. Jimmy Smith	1967-68	548
27. Greg Grant	1984-85	544
28. Bert Cook	1951-52	544
29. Reid Newey	1988-89	542
30. Brian Jackson	1979-80	540
31. Wayne Estes	1962-63	539
32. Keith McDonald	1978-79	537
33. Darrell Tucker	1952-53	535
34. Eric Franson	1995-96	534
35. Eric Franson	1994-95	534
36. Desmond Penigar	2001-02	532
37. Cornell Green	1960-61	530
38. Kendall Youngblood	1990-91	526
39. Greg Grant	1983-84	522
40. Jaycee Carroll	2005-06	521
41. LeRoy Walker	1964-65	521
42. Jimmy Moore	1974-75	520
43. Desmond Penigar	2002-03	519
44. Spencer Nelson	2004-05	513
45. Mike Santos	1977-78	512
46. Kevin Rice	1997-98	504
47. Tai Wesley	2010-11	502
48. Dan Conway	1987-88	500

POINTS PER GAME (20-PLUS)

Name	Year	Avg.
1. Wayne Estes	1964-65	33.7
2. Wayne Estes	1963-64	28.3
3. Marvin Roberts	1968-69	27.6
4. Shaler Halimon	1967-68	26.8
5. Cornell Green	1961-62	25.7
6. Shaler Halimon	1966-67	23.6
7. Brian Jackson	1980-81	23.4
8. Greg Grant	1985-86	22.6
9. Jaycee Carroll	2007-08	22.4
10. Marvin Roberts	1969-70	22.4
11. Ed Gregg	1975-76	22.3
12. Jimmy Smith	1967-68	21.9
13. Bob Ipsen	1958-59	21.9
14. Nate Williams	1969-70	21.7
15. Vince Washington	1984-85	21.6
16. Jaycee Carroll	2006-07	21.3
17. Troy Collier	1963-64	21.2
18. Cornell Green	1959-60	21.2



Wayne Estes scored a school-record 821 points during the 1963-64 season.

19. Rich Haws	1974-75	20.9
20. LeRoy Walker	1964-65	20.8
21. Marvin Roberts	1970-71	20.8
22. Dean Hunger	1979-80	20.8

REBOUNDS

Name	Year	Reb.
1. Cornell Green	1959-60	403
2. Marvin Roberts	1969-70	388
3. Wayne Estes	1963-64	377
4. Troy Collier	1963-64	357
5. Jerry Schofield	1959-60	348
6. Tyler Wilbon	1960-61	345
7. Cornell Green	1961-62	342
8. Marvin Roberts	1968-69	325
9. Cornell Green	1960-61	322
10. Harold Theus	1958-59	310
11. Mike Santos	1976-77	306
12. Ed Gregg	1975-76	305
13. Darnel Haney	1961-62	300
14. Troy Collier	1962-63	297
15. Shaler Halimon	1967-68	292
16. Marvin Roberts	1970-71	284
17. Eric Franson	1994-95	283
18. Eric Franson	1995-96	282
19. Tai Wesley	2010-11	271
20. Bob Lauriski	1971-72	271

REBOUNDS PER GAME (10-PLUS)

Name	Year	Avg.
1. Marvin Roberts	1969-70	13.9
2. Cornell Green	1959-60	13.8
3. Wayne Estes	1964-65	13.7
4. Tyler Wilbon	1960-61	13.3
5. Wayne Estes	1963-64	13.0
6. Jerry Schofield	1958-59	12.8
7. Marvin Roberts	1968-69	12.5
8. Cornell Green	1960-61	12.4
9. Troy Collier	1963-64	12.3
10. Harold Theus	1958-59	11.9
11. Marvin Roberts	1970-71	11.8
12. Cornell Green	1961-62	11.8
13. Ed Gregg	1975-76	11.7
14. Shaler Halimon	1967-68	11.7
15. Mike Santos	1976-77	11.3
16. Troy Collier	1962-63	11.0
17. Lafayette Love	1971-72	10.7
18. Bob Lauriski	1971-72	10.4
19. Darnel Haney	1961-62	10.3
20. Harold Theus	1957-58	10.2

ASSISTS

Name	Year	Ast.
1. Kris Clark	2007-08	224
2. Jay Goodman	1992-93	185
3. Oscar Williams	1976-77	185
4. Kevin Nixon	1987-88	182
5. Rich McElrath	1979-80	172
6. Oscar Williams	1977-78	168
7. Duane Rogers	1995-96	166
8. Brockeith Pane	2011-12	159
9. Spencer Nelson	2004-05	152
10. Mark Brown	2002-03	149
11. Tony Brown	2001-02	149
12. Bernard Rock	1999-00	148
13. David Pak	2005-06	147
14. Kris Clark	2006-07	146
15. Jared Quayle	2009-10	144
16. Mark Brown	2003-04	141
17. Bernard Rock	2000-01	140
18. Ken Thompson	1972-73	139
19. Lance Washington	1982-83	138
20. Marcus Saxon	1997-98	135

ASSISTS PER GAME

Name	Year	Avg.
1. Oscar Williams	1976-77	7.7
2. Jay Goodman	1992-93	6.9
3. Kris Clark	2007-08	6.4
4. Rich McElrath	1979-80	6.4
5. Oscar Williams	1977-78	6.0
6. Kevin Nixon	1987-88	5.9

ASSIST-TO-TURNOVER RATIO

Name	Year	Ast-TO
1. Tyler Newbold	2008-09	3.96-to-1
2. Tyler Newbold	2009-10	3.40-to-1
3. TeNale Roland	2013-14	3.30-to-1
4. Preston Medlin	2013-14	2.93-to-1
5. Jared Quayle	2009-10	2.57-to-1
6. Kris Clark	2007-08	2.38-to-1
7. Tony Brown	2001-02	2.29-to-1
8. Chris Huber	2005-06	2.27-to-1
9. Kris Clark	2006-07	2.21-to-1
10. Tony Brown	2000-01	2.18-to-1



Shawn Daniels holds the top two spots in most blocks in a season with 59 in 2000-01 and 58 in 1999-00.

turnovers (100-PLUS)

Name	Year	TO
1. Brockeith Pane	2011-12	159
2. Silas Mills	1995-96	144
3. Jay Goodman	1992-93	129
4. Duane Rogers	1995-96	118
5. Lance Washington	1982-83	113
6. Marcus Saxon	1997-98	110
7. Kendall Youngblood	1988-89	109
8. Kendall Youngblood	1989-90	108
9. Reid Newey	1986-87	107
Keith McDonald	1978-79	107
11. Bernard Rock	1999-00	104
12. Eric Franson	1995-96	103
13. Malloy Nesmith	1991-92	100

BLOCKS

Name	Year	Blocks
1. Shawn Daniels	2000-01	59
2. Shawn Daniels	1999-00	58
Gilbert Pete	1986-87	58
4. David Collette	2014-15	56
5. Nate Wickizer	1992-93	47
6. Tai Wesley	2009-10	46
Nate Wickizer	1991-92	46
Dimitri Jorssen	1999-00	46
9. Nate Wickizer	1993-94	43
Cass Matheus	2005-06	41
Kyisean Reed	2011-12	41

BLOCKS PER GAME

Name	Year	Avg.
1. Gilbert Pete	1986-87	1.9
2. David Collette	2014-15	1.8
Nate Wickizer	1993-94	1.8
4. Shawn Daniels	2000-01	1.7
Shawn Daniels	1999-00	1.7
Nate Wickizer	1992-93	1.7
7. Nate Wickizer	1991-92	1.6
8. Dimitri Jorssen	1999-00	1.4
Gilbert Pete	1988-89	1.4
10. Kyle Davis	2013-14	1.3

STEALS (50-PLUS)

Name	Year	Steals
1. Jay Goodman	1992-93	102
2. Kevin Nixon	1987-88	78
3. Greg Grant	1985-86	66
4. Greg Grant	1984-85	59
5. Greg Grant	1983-84	57
6. Kevin Rice	1997-98	55
7. Kevin Nixon	1986-87	55
8. Silas Mills	1995-96	53
9. Jay Goodman	1990-91	52
10. Tony Brown	2001-02	51
Bernard Rock	1999-00	51
Jay Goodman	1991-92	51
Allen Gordon	1989-90	51
Lance Washington	1982-83	51
15. Jared Quayle	2008-09	50

STEALS PER GAME

Name	Year	Avg.
1. Jay Goodman	1992-93	3.8
2. Rich McElrath	1979-80	2.6
3. Kevin Nixon	1987-88	2.5
4. Greg Grant	1985-86	2.4
5. Albert Chappell	1988-89	2.1
Greg Grant	1984-85	2.1
Jay Goodman	1990-91	2.1

FIELD GOALS MADE

Name	Year	FG
1. Wayne Estes	1963-64	309
2. Marvin Roberts	1968-69	271
3. Jaycee Carroll	2006-07	267
4. Cornell Green	1961-62	259
5. Jaycee Carroll	2006-07	256
Ed Gregg	1975-76	256
Shaler Halimon	1967-68	256
8. Brian Jackson	1980-81	255
9. Wayne Estes	1964-65	252
10. Greg Grant	1985-86	250

FIELD GOALS ATTEMPTED

Name	Year	Att.
1. Wayne Estes	1963-64	645
2. Shaler Halimon	1967-68	571
3. Marvin Roberts	1968-69	564
4. Shaler Halimon	1966-67	553
5. Cornell Green	1961-62	542
6. Nate Williams	1969-70	518
Wayne Estes	1964-65	518
8. Marvin Roberts	1969-70	515
9. Jaycee Carroll	2007-08	508
10. Brian Jackson	1980-81	502

FG PCT. (MIN. 5 ATT. PER GAME)

Name	Year	Pct.
1. Nate Harris	2003-04	.677
2. Greg Houskeeper	1988-89	.662
3. Antwan Smith	1996-97	.659
4. Spencer Nelson	2002-03	.653
5. Nate Harris	2004-05	.652
6. Tai Wesley	2007-08	.635
7. Nate Harris	2005-06	.621
8. Dean Hunger	1979-80	.606
9. Spencer Nelson	2004-05	.600
Spencer Nelson	2003-04	.600
11. Tai Wesley	2010-11	.599
12. Mike Santos	1977-78	.595
13. Greg Houskeeper	1987-88	.593
14. Tai Wesley	2008-09	.592
15. David Collette	2014-15	.591
Cass Matheus	2005-06	.591
17. Nate Wickizer	1992-93	.588
18. Lew Powell	1966-67	.587
19. Gary Wilkinson	2007-08	.584
Dean Hunger	1977-78	.584

THREE-POINT FIELD GOALS MADE

Name	Year	FG
1. Jaycee Carroll	2007-08	114
2. Reid Newey	1988-89	98
3. Preston Medlin	2011-12	95
4. Jaycee Carroll	2005-06	93
5. Jay Goodman	1992-93	87
6. Jaycee Carroll	2006-07	83
7. Tony Brown	2000-01	80
8. Jaycee Carroll	2004-05	79
9. Justin Jones	1995-96	77
10. Brian Green	2010-11	76



Tony Brown converted 92.1 percent of his free throws during the 1998-99 season.

THREE-POINT FGS ATTEMPTED

Name	Year	Att.
1. Jaycee Carroll	2007-08	229
2. Reid Newey	1988-89	224
3. Jay Goodman	1992-93	223
4. Preston Medlin	2011-12	222
5. Jaycee Carroll	2005-06	206
6. Tony Brown	2000-01	195
7. Reid Newey	1986-87	194
8. Jaycee Carroll	2006-07	192
9. Jay Goodman	1990-91	191
10. Tony Brown	2001-02	172

THREE-POINT PCT. (1 MADE PER GM.)

Name	Year	Pct.
1. Brian Green	2009-10	.500
2. Jaycee Carroll	2007-08	.498
3. Justin Jones	1997-98	.496
4. Jaycee Carroll	2004-05	.476
5. Chris Smith	2014-15	.474
6. Brian Green	2010-11	.469
7. Justin Jones	1995-96	.467
8. Spencer Butterfield	2013-14	.460
9. Marcus Saxon	1997-98	.460
10. Jaycee Carroll	2005-06	.451
Jeff O. Anderson	1987-88	.451

FREE THROWS MADE

Name	Year	FT
1. Cornell Green	1961-62	227
2. Wayne Estes	1963-64	203
Bert Cook	1950-51	203
4. Marvin Roberts	1968-69	176
5. Dan Conway	1987-88	170
6. Gary Wilkinson	2008-09	166
7. Shaler Halimon	1967-68	159
8. Spencer Nelson	2004-05	155
9. Cornell Green	1960-61	154
10. Jaycee Carroll	2006-07	151

FREE THROWS ATTEMPTED

Name	Year	Att.
1. Cornell Green	1961-62	324
2. Malloy Nesmith	1991-92	282
3. Marvin Roberts	1968-69	255
4. Eric Franson	1995-96	248
5. Cornell Green	1960-61	245
6. Wayne Estes	1963-64	238
7. Dan Conway	1987-88	221
8. Shaler Halimon	1967-68	215
9. Silas Mills	1995-96	211
10. Marvin Roberts	1969-70	206

FT PCT. (2 MADE PER GAME)

Name	Year	Pct.
1. Tony Brown	1998-99	.921
2. Jaycee Carroll	2007-08	.919
3. Jared Quayle	2009-10	.901
4. Jay Goodman	1991-92	.891
5. Jaycee Carroll	2006-07	.888
6. Cardell Butler	2003-04	.880
7. Tony Brown	1999-00	.879
8. Wayne Estes	1964-65	.878
9. Bob Lauriski	1972-73	.871
10. Vince Washington	1984-85	.860



Morgan Grim shares the school record for most starts in a season, starting 37 games for the Aggies during the 2011-12 campaign.

DOUBLE-DOUBLES

Name	Year	Games
1. Marvin Roberts	1969-70	21
2. Mike Santos	1976-77	19
3. Marvin Roberts	1970-71	18
Shaler Halimon	1967-68	18
5. Ed Gregg	1975-76	17
Wayne Estes	1963-64	17
7. Bob Lauriski	1971-72	16
Marvin Roberts	1968-69	16
9. Eric Franson	1994-95	15
Greg Grant	1984-85	15
Troy Collier	1963-64	15

PERSONAL FOULS

Name	Year	PF
1. Morgan Grim	2011-12	126
2. David Collette	2014-15	116
Reid Newey	1987-88	116
4. Nate Wickizer	1992-93	115
5. Pharoah Davis	1997-98	114
6. Dan Conway	1986-87	113
7. Tai Wesley	2007-08	112
Darnel Haney	1961-62	112
9. Nate Wickizer	1991-92	111
Reid Newey	1986-87	111

DISQUALIFICATIONS

Name	Year	D
1. Nate Wickizer	1992-93	14
2. Nate Wickizer	1991-92	12
3. David Collette	2014-15	10
4. Gary Watts	1963-64	9
5. Kendall Youngblood	1988-89	8
Dan Conway	1986-87	8
Darryl Owens	1976-77	8
Tim Tollestrup	1968-69	8

GAMES PLAYED

Name	Year	Games
1. Three Players	2011-12	37
2. Two Players	2011-12	36
3. Four players	2009-10	35
Five players	2008-09	35
Five players	2007-08	35
Six players	2006-07	35

GAMES STARTED

Name	Year	Games
1. Preston Medlin	2011-12	37
Morgan Grim	2011-12	37
2. Brockeith Pane	2011-12	35
Tyler Newbold	2009-10	35
Jared Quayle	2009-10	35
Tai Wesley	2009-10	35
Tyler Newbold	2008-09	35
Tai Wesley	2008-09	35
Gary Wilkinson	2008-09	35
Jaycee Carroll	2007-08	35
Kris Clark	2007-08	35
Gary Wilkinson	2007-08	35
Jaycee Carroll	2006-07	35
Durrall Peterson	2006-07	35

MINUTES PLAYED

Name	Year	Min.
1. Jaycee Carroll	2007-08	1304
2. Preston Medlin	2011-12	1302
3. Jaycee Carroll	2006-07	1255
4. Brockeith Pane	2011-12	1194
5. Justin Jones	1997-98	1182
6. Marcus Saxon	1997-98	1172
7. Justin Jones	1995-96	1159
8. Tyler Newbold	2008-09	1134
9. Kevin Nixon	1987-88	1133
10. Gary Wilkinson	2008-09	1122
11. Kevin Rice	1997-98	1113
12. Tyler Newbold	2009-10	1112
Brian Jackson	1978-79	1112
14. Jalen Moore	2014-	1091
15. Eric Franson	1995-96	1082

MINUTES PER GAME

Name	Year	Avg.
1. Brian Jackson	1980-81	37.4
2. Jaycee Carroll	2007-08	37.3
3. Vince Washington	1984-85	37.3
4. Brian Jackson	1978-79	37.1
5. Ed Gregg	1975-76	37.0
6. Reid Newey	1988-89	36.6
7. Leo Cunningham	1981-82	36.6
8. Kevin Nixon	1987-88	36.5
9. Jay Goodman	1992-93	36.3
10. Brian Jackson	1979-80	36.1
Preston Medlin	2012-13	36.1

QUICK FACTS

OUTLOOK

AGGIE BIOS

COACHES

OPONENTS

SEASON REVIEW

RECORDS

UNIVERSITY



SINGLE-GAME RECORDS



POINTS

Name	Opponent	Date	Pts.
1. Wayne Estes	vs. Boston College	12/30/64	52
2. Wayne Estes	vs. Denver	2/18/65	48
3. Shaler Halimon	at Brigham Young	1/6/68	47
4. Cornell Green	at New Mexico	3/3/62	46
5. Nate Williams	vs. St. Peter's	12/8/69	45
Max Perry	vs. New Mexico	3/3/61	45
7. Jaycee Carroll	vs. New Mexico St.	2/5/07	44
8. Marvin Roberts	at Montana State	2/10/69	43
Marvin Roberts	vs. West Texas State	1/25/69	43
Wayne Estes	vs. Utah	1/30/65	43

REBOUNDS

Name	Opponent	Date	Reb.
1. Wayne Estes	vs. Regis	12/15/62	28
2. Jerry Schofield	vs. Pacific	12/19/59	27
3. Wayne Estes	at Colorado State	12/15/64	25
Wayne Estes	vs. Pacific	12/7/64	25
5. Shaler Halimon	vs. Evansville	12/11/67	24
Jerry Schofield	vs. New Mexico	3/6/59	24
Harold Theus	vs. Denver	3/7/59	24
Troy Collier	vs. Michigan State	12/22/62	24
9. Troy Collier	vs. Colorado State	1/24/64	23
10. Mike Santos	vs. Portland State	2/15/77	22
Mike Santos	at Seattle	12/15/75	22
Bob Lauriski	vs. Houston Baptist	2/24/73	22
Nate Williams	vs. Houston	1/31/70	22
Marvin Roberts	vs. Delaware	12/27/69	22
Marvin Roberts	vs. Portland	12/28/68	22
Marvin Roberts	vs. Denver	12/11/68	22

ASSISTS

Name	Opponent	Date	Asst.
1. Oscar Williams	vs. Utah	12/14/76	16
2. Gary Malmrose	vs. Mesa State	2/10/76	15
3. Oscar Williams	vs. Portland State	2/15/77	14
Oscar Williams	vs. Brigham Young	2/1/75	14
5. Mark Brown	vs. Illinois State	11/29/03	13
Bernard Rock	vs. North Texas	2/3/00	13
Jay Goodman	vs. Nevada-Las Vegas	3/12/93	13
Oscar Williams	at Brigham Young	1/8/77	13
Ken Thompson	at Nevada	1/26/73	13
10. David Pak	at Fresno State	1/7/06	12
Mark Brown	vs. CS Fullerton	3/13/03	12
Allen Gordon	vs. San José State	2/2/91	12
Oscar Williams	at Oregon State	12/13/75	12

BLOCKS

Name	Opponent	Date	Blks.
1. Shawn Daniels	vs. Pacific	1/13/01	7
Gilbert Pete	vs. Long Beach State	1/5/87	7
3. Tai Wesley	vs. San José State	3/13/08	6
Nate Wickizer	vs. Rutgers	1/13/92	6
Nate Wickizer	vs. UC Irvine	1/9/92	6
Greg Grant	at Long Beach State	2/28/85	6
Jeff O. Anderson	vs. San José State	1/19/85	6
Greg Grant	vs. Texas Christian	12/29/82	6
Greg Grant	vs. Brigham Young	12/14/82	6
Leo Cunningham	at San José State	1/27/80	6
10. 19 tied with			5

STEALS

Name	Opponent	Date	Stls.
1. Jay Goodman	vs. San José State	2/20/93	9
2. Jay Goodman	vs. Montana Tech	12/2/92	8
3. Jay Goodman	vs. New Mexico State	2/29/92	7
Jay Goodman	at Weber State	12/2/91	7
Kevin Nixon	at Weber State	12/22/87	7
6. 18 tied with			6

FIELD GOALS MADE

Name	Opponent	Date	FG
1. Wayne Estes	vs. Boston College	12/30/64	21
2. Nate Williams	vs. St. Peter's	12/8/69	20
Max Perry	vs. New Mexico	3/3/61	20

4. Jimmy Moore	vs. Wyoming	1/28/75	19
Marvin Roberts	vs. West Texas State	1/25/69	19
6. Marvin Roberts	at Seattle	2/13/71	18
Shaler Halimon	at Brigham Young	1/6/68	18
Jimmy Smith	vs. San José State	12/19/67	18
9. Silas Mills	at Hawai'i-Hilo	11/26/95	17
Marvin Roberts	at Montana State	2/10/69	17
Leroy Walker	vs. Montana State	2/25/65	17
Wayne Estes	vs. Utah	1/30/65	17
Shaler Halimon	vs. Creighton	1/14/65	17

FIELD GOALS ATTEMPTED

Name	Opponent	Date	Att.
1. Wayne Estes	at Hawai'i	12/26/64	40
2. Wayne Estes	at Brigham Young	2/6/65	38
3. Shaler Halimon	vs. Creighton	1/14/67	37
Wayne Estes	vs. Utah	1/30/65	37
Wayne Estes	vs. Butler	12/4/64	37
6. Marvin Roberts	at Seattle	2/13/71	36
Shaler Halimon	vs. Brigham Young	2/4/67	36
8. Marvin Roberts	vs. UCLA	3/14/70	35
Shaler Halimon	at Brigham Young	1/6/68	35
10. Wayne Estes	vs. Boston College	12/30/64	34

FIELD GOAL PERCENTAGE (MIN. 8 MADE)

Name	Opponent	Date	FGA	Pct.
1. Mike Santos	vs. Idaho State	1/12/78	12-12	1.000
Steve DuCharme	vs. Drake	11/18/06	10-10	1.000
Bill Floyd	vs. New Mexico State	3/2/85	10-10	1.000
Tony Brown	vs. Western State	12/18/99	9-9	1.000
Pharoah Davis	vs. North Texas	1/28/99	9-9	1.000
Ron Ence	vs. Southwestern La.	3/14/84	9-9	1.000
Gary Wilkinson	vs. Austin Peay	11/20/07	8-8	1.000
Troy Rolle	vs. UC Irvine	2/11/99	8-8	1.000
Kevin Nixon	vs. New Mexico State	1/3/87	8-8	1.000
Rick McElrath	vs. Fresno State	1/10/80	8-8	1.000

THREE-POINT FIELD GOALS MADE

Name	Opponent	Date	FG
1. Jaycee Carroll	at New Mexico State	2/2/06	10
2. Jay Goodman	at Brigham Young	11/24/90	9
3. Jaycee Carroll	vs. UC Santa Barbara	1/6/05	8
Cardell Butler	vs. CS Fullerton	2/21/04	8
Preston Medlin	at Idaho State	11/26/11	8
6. David Pak	at Fresno State	1/7/06	7
Tony Brown	at Idaho	1/26/02	7
Tony Brown	at Boise State	2/24/01	7
Tony Brown	at New Mexico State	2/24/00	7
Justin Jones	vs. Weber State	12/16/95	7
Jay Goodman	at Long Beach State	1/16/93	7
Jay Goodman	vs. UC Santa Barbara	1/4/91	7
Reid Newey	vs. UC Irvine	1/16/89	7

THREE-POINT FIELD GOALS ATTEMPTED

Name	Opponent	Date	Att.
1. Jaycee Carroll	at New Mexico State	2/2/06	16
Corwin Woodard	vs. New Mexico State	2/13/95	16
3. Jay Goodman	at Brigham Young	11/24/90	15
Reid Newey	at Kansas State	11/30/88	15
Vince Washington	at San José State	2/23/85	15
6. David Pak	at Fresno State	1/7/06	14
Justin Jones	vs. Weber State	12/16/95	14
Jay Goodman	vs. CS Fullerton	1/7/91	14
9. Corwin Woodard	vs. Illinois State	3/16/95	13
Jay Goodman	vs. Nevada	3/6/93	13
Jay Goodman	vs. UC Irvine	2/6/93	13
Jay Goodman	at UC Irvine	3/2/91	13
Jay Goodman	vs. UC Santa Barbara	1/4/91	13
Reid Newey	at CS Fullerton	1/21/89	13

THREE-POINT FIELD GOAL PERCENTAGE (MIN. 5 MADE)

Name	Opponent	Date	FG	Pct.
1. Jay Goodman	at Utah	12/8/92	6-6	1.000
Brian Green	at San José State	1/27/11	55-	1.000
Tyler Newbold	vs. Hawai'i	1/11/10	5-5	1.000
Tony Brown	at CS Fullerton	2/4/99	5-5	1.000



SINGLE-GAME RECORDS



	Reid Newey	vs. Pacific	3/5/88	5-5	1.000
5.	Durrall Peterson	vs. Middle Tennessee	12/5/05	6-7	.857
	Jaycee Carroll	vs. UC Irvine	2/26/05	6-7	.857
	Cardell Butler	vs. Idaho	1/3/04	6-7	.857
	Reid Newey	at Fresno State	1/4/88	6-7	.857
9.	Brian Green	at Boise State	1/13/11	5-6	.833
	Brian Green	at BYU	11/17/10	5-6	.833
	Preston Medlin	vs. Southern Utah	11/28/09	5-6	.833
	Tyler Newbold	vs. San José State	3/13/08	5-6	.833
	David Pak	at Idaho	2/15/06	5-6	.833
	Jaycee Carroll	vs. CS Fullerton	1/20/05	5-6	.833
	Tony Brown	at UC Irvine	2/9/02	5-6	.833
	Justin Jones	at Nevada	3/8/96	5-6	.833
	Jay Goodman	vs. CS Fullerton	2/4/93	5-6	.833
	Kendall Youngblood	at UC Irvine	3/2/91	5-6	.833
	Reid Newey	vs. San José State	1/30/88	5-6	.833

FREE THROWS MADE

	Name	Opponent	Date	FT
1.	Tim Tollestrup	vs. Utah	1/17/70	17
	Bart Johnson	at Idaho	12/11/54	17
3.	Wayne Estes	vs. Regis	12/15/62	16
4.	Jaycee Carroll	vs. New Mexico State	2/5/07	15
	Kendall Youngblood	vs. New Mexico State	2/29/92	15
	Kendall Youngblood	at Brigham Young	11/24/90	15
	Reid Newey	at UNLV	1/19/89	15
	Dan Conway	vs. CS Fullerton	1/21/88	15
	Bert Cook	vs. Regis	3/5/62	15

FREE THROWS ATTEMPTED

	Name	Opponent	Date	Att.
1.	Marvin Roberts	vs. Gonzaga	12/10/70	22
2.	Cornell Green	vs. Loyola (Calif.)	12/8/61	20

FREE THROW PERCENTAGE (MIN. 10 MADE)

	Name	Opponent	Date	FG	Pct.
1.	Jaycee Carroll	vs. New Mexico St.	2/5/07	15-15	1.000
2.	Jim Boatwright	vs. LSU	12/29/72	14-14	1.000
3.	Kendall Youngblood	at BYU	12/13/91	13-13	1.000
	Kevin Nixon	at CS Fullerton	2/13/86	13-13	1.000
	Greg Grant	vs. CS Fullerton	1/9/85	13-13	1.000
	Larry Bunce	vs. Providence	12/17/66	13-13	1.000
	Larry Angle	at Denver	2/26/66	13-13	1.000
8.	Jay Goodman	at Nevada	1/3/93	12-12	1.000
9.	Tai Wesley	vs. Hawai'i	12/29/10	11-11	1.000
	Marcus Saxon	at Boise State	1/9/97	11-11	1.000
	Vince Washington	at Pacific	1/21/85	11-11	1.000
	Dean Hunger	vs. San José State	1/24/80	11-11	1.000
	Dean Hunger	vs. Pacific	1/12/80	11-11	1.000
	Rick McElrath	vs. Weber State	11/30/79	11-11	1.000
	Max Perry	at Brigham Young	2/13/60	11-11	1.000
	Ted Smith	at Gonzaga	12/7/55	11-11	1.000
	Preston Medlin	vs. San José State	1/11/13	11-11	1.000
18.	Desmond Penigar	vs. Brigham Young	12/1/01	10-10	1.000
	Desmond Penigar	at Utah	11/23/01	10-10	1.000
	Kendall Youngblood	at San José State	2/10/90	10-10	1.000
	Reid Newey	vs. UNLV	1/19/88	10-10	1.000
	Reid Newey	vs. CS Fullerton	1/22/87	10-10	1.000
	Vince Washington	at Brigham Young	12/9/83	10-10	1.000
	Chris McMullin	at Brigham Young	11/30/82	10-10	1.000
	Lance Washington	vs. Utah	12/23/81	10-10	1.000
	Jim Tebbs	vs. West Texas St.	12/9/71	10-10	1.000
	Tim Tollestrup	vs. Brigham Young	1/15/70	10-10	1.000
	Ed Epps	at Arizona State	1/18/69	10-10	1.000
	Cornell Green	at Wyoming	2/16/62	10-10	1.000
	Bert Cook	vs. Denver	2/21/52	10-10	1.000

TRIPLE-DOUBLES

	Name	Opponent	Date	P/R/A
	Jon Judkins	vs. Pacific	3/5/88	11/11/10
	Shaler Halimon	vs. Arizona State	2/10/68	35/10/11
	Shaler Halimon	vs. Evansville	12/11/67	21/24/10

TURNOVERS

	Name	Opponent	Date	TO
1.	Kendall Youngblood	vs. CS Fullerton	3/9/89	11
	Shaler Halimon	vs. San José State	12/19/67	11
3.	Jay Goodman	at UC Irvine	1/7/93	10
	Oscar Williams	at Montana	2/8/77	10

TOTAL MINUTES PLAYED

	Name	Opponent	Date	Min.
1.	Vince Washington	vs. UNLV	1/2/85	55
2.	Jeff O. Anderson	vs. UNLV	1/2/85	52
3.	Greg Grant	at UNLV	1/2/86	50
	Greg Grant	at San José State	2/23/85	50
	Vince Washington	at San José State	2/23/85	50

OPPONENT POINTS

	Opponent	School	Date	Points
1.	John Caughran	vs. California	1/31/72	47
2.	Freeman Williams	vs. Portland State	2/15/77	46
3.	Stan Mayhew	at Weber State	1/18/77	45
4.	Scott Brooks	at UC Irvine	1/8/87	43
5.	Kelvin Upshaw	at Utah	11/24/84	41
	Ernie Losch	at New Orleans	1/6/73	41
7.	Kevin Magee	at UC Irvine	2/7/81	40
	Greg Williams	at Seattle	2/13/71	40
	Mervin Jackson	at Utah	2/3/68	40
10.	Michael Smith	at Brigham Young	12/19/87	39
	Danny Ainge	at Brigham Young	12/27/80	39
	Michael Newlin	at Utah	1/9/69	39

OPPONENT REBOUNDS

	Opponent	School	Date	Rebounds
1.	Keith Swagerty	vs. Pacific	12/7/64	29
2.	Gordon Stiler	vs. American	1/4/68	23
3.	Armon Gilliam	at UNLV	1/2/86	22
	Kevin Magee	at UC Irvine	2/7/81	22
	Jimmie Watts	at Weber State	2/27/74	22
	Michael Sojourner	at Utah	1/18/73	22
	Steve Davidson	at West Texas State	2/24/72	22
	Milton Adams	at Portland	1/27/72	22
9.	Calvin Roberts	at CS Fullerton	2/9/80	21
	Danny Vranes	at Utah	12/4/79	21

OPPONENT ASSISTS

	Opponent	School	Date	Asts.
1.	Chris Herren	at Fresno State	12/10/98	15
	Danny Tarkanian	at UNLV	2/19/83	15
3.	Leon Wood	at CS Fullerton	2/26/83	14
	Scott Martin	at Utah	12/16/80	14
	Jeff Jonas	at Utah	1/4/75	14
6.	Scott Sinek	at Brigham Young	12/26/81	13
	Jeff Jonas	at Utah	1/1/77	13

OPPONENT BLOCKS

	Opponent	School	Date	Blks.
1.	Joe Vogel	at Colorado State	12/3/93	7
2.	JaVale McGee	at Nevada	2/11/08	6
	Vic Trierweiler	at Pacific	1/7/95	6
	Terrance O'Kelley	vs. Long Beach State	2/17/94	6
	Greg Kite	at Brigham Young	12/27/80	6
	Edgar Johns	at Nevada	1/20/78	6

OPPONENT STEALS

	Opponent	School	Date	Stls.
1.	Jeff Trepagnier	vs. Southern Cal	11/24/99	10
2.	Tony Amundsen	at Pacific	1/23/93	8
3.	Greg Anthony	vs. UNLV	3/1/90	7
	Derrick Gathers	vs. CS Northridge	12/2/89	7
	Jason Works	at UC Irvine	2/7/81	7
6.	Riley Luetthgerodt	at Hawai'i	2/16/08	6
	Davin White	at CS Northridge	2/12/04	6
	Ethan O'Bryant	vs. Nevada	3/5/94	6
	Dexter Boney	vs. UNLV	3/12/93	6
	Walsh Jordan	vs. Pacific	1/17/91	6
	Nathan Call	at Brigham Young	11/24/90	6
	Mario Gaines	at UC Santa Barbara	2/11/82	6

QUICK FACTS

OUTLOOK

AGGIE BIOS

COACHES

OPPONENTS

SEASON REVIEW

RECORDS

UNIVERSITY

POINTS

Year	Player	G	FG	3FG	FT	Pts.	Avg.
1957-58	Bob Ipsen	24	154		124	432	18.0
1958-59	Bob Ipsen	26	221		127	569	21.9
1959-60	Cornell Green	29	225		165	615	21.2
1960-61	Cornell Green	26	188		154	530	20.4
1961-62	Cornell Green	29	259		227	745	25.7
1962-63	Wayne Estes	27	205		129	539	19.9
1963-64	Wayne Estes	29	309		203	821	28.3
1964-65	Wayne Estes	19	252		137	641	33.7
1965-66	Larry Angle	26	159		112	430	16.5
1966-67	Shaler Halimon	26	247		119	613	23.6
1967-68	Shaler Halimon	25	256		159	671	26.8
1968-69	Marvin Roberts	26	271		176	718	27.6
1969-70	Marvin Roberts	28	239		149	627	22.4
1970-71	Marvin Roberts	24	183		133	499	20.8
1971-72	Bob Lauriski	26	178		97	453	17.4
1972-73	Jim Boatwright	26	205		76	486	18.7
1973-74	Jim Boatwright	26	199		83	481	18.5
1974-75	Rich Haws	27	223		117	563	20.9
1975-76	Ed Gregg	26	256		67	579	22.3
1976-77	Mike Santos	27	197		97	491	18.2
1977-78	Mike Santos	28	204		104	512	18.3
1978-79	Keith McDonald	30	210		117	537	17.9
1979-80	Dean Hunger	27	214		133	561	20.8
1980-81	Brian Jackson	28	255		145	655	23.4
1981-82	Leo Cunningham	26	123		99	345	13.3
1982-83	Greg Grant	29	170	0	87	427	14.7
1983-84	Greg Grant	30	215	0	92	522	17.4
1984-85	Vince Washington	28	207	44	147	605	21.6
1985-86	Greg Grant	28	250	2	132	634	22.6
1986-87	Kevin Nixon	31	199	25	141	564	18.2
1987-88	Dan Conway	31	165	0	170	500	16.1
1988-89	Reid Newey	28	164	98	116	542	19.4
1989-90	Kendall Youngblood	30	167	4	124	462	15.4
1990-91	Kendall Youngblood	28	180	26	140	526	18.8
1991-92	Kendall Youngblood	28	162	35	120	479	17.1
1992-93	Jay Goodman	27	143	87	117	490	18.1
1993-94	Nate Wickizer	24	113	0	96	322	13.4
1994-95	Eric Franson	29	202	0	130	534	18.4
1995-96	Silas Mills	33	191	22	148	552	16.7
1996-97	Maurice Spillers	29	131	2	119	383	13.2
	Marcus Saxon	29	134	16	98	382	13.2
1997-98	Marcus Saxon	33	205	46	118	574	17.4
1998-99	Donnie Johnson	28	162	0	76	400	14.3
1999-00	Shawn Daniels	34	179	0	50	408	12.0
	Troy Rolle	34	136	54	82	408	12.0
2000-01	Shawn Daniels	34	167	0	67	401	11.8
2001-02	Desmond Penigar	31	203	24	102	532	17.2
2002-03	Desmond Penigar	33	192	29	106	519	15.7
2003-04	Cardell Butler	29	143	55	66	407	14.0
2004-05	Spencer Nelson	32	174	10	155	513	16.0



Wayne Estes led Utah State in rebounding for two seasons, collecting 13.0 rpg in 1963-64 and 13.7 rpg in 1964-65.




Greg Grant led Utah State in scoring for three seasons, recording 14.7 ppg in 1982-83, 17.4 ppg in 1983-84 and 22.6 ppg in 1985-86.

2005-06	Nate Harris	32	215	7	116	553	17.3
2006-07	Jaycee Carroll	35	256	83	151	746	21.3
2007-08	Jaycee Carroll	35	267	114	137	785	22.4
2008-09	Gary Wilkinson	35	213	6	166	598	17.1
2009-10	Tai Wesley	35	191	0	96	478	13.7
2010-11	Tai Wesley	34	176	5	145	502	14.8
2011-12	Preston Medlin	37	204	95	125	628	17.0
2012-13	Jarred Shaw	31	179	1	81	440	14.2
2013-14	Jarred Shaw	27	157	0	68	382	14.1
2014-15	Jalen Moore	31	157	45	111	470	15.2
2015-16	Jalen Moore	31	170	50	81	471	15.2

REBOUNDS

Year	Player	G	Reb.	Avg.
1957-58	Harold Theus	24	245	10.2
1958-59	Jerry Schofield	26	333	12.8
1959-60	Not Available			
1960-61	Tyler Wilbon	26	345	13.3
1961-62	Cornell Green	29	342	11.8
1962-63	Troy Collier	27	297	11.0
1963-64	Wayne Estes	29	377	13.0
1964-65	Wayne Estes	19	260	13.7
1965-66	Alan Parrish	25	175	7.0
1966-67	Shaler Halimon	26	226	8.7
1967-68	Shaler Halimon	25	292	11.7
1968-69	Marvin Roberts	26	325	12.5
1969-70	Marvin Roberts	28	388	13.9
1970-71	Marvin Roberts	24	284	11.8
1971-72	Bob Lauriski	26	271	10.4
1972-73	Bob Lauriski	26	238	9.2
1973-74	Jimmy Moore	26	241	9.3
1974-75	Jimmy Moore	27	245	9.1
1975-76	Ed Gregg	26	305	11.7
1976-77	Mike Santos	27	306	11.3
1977-78	Mike Santos	28	245	8.8
1978-79	Brian Jackson	30	248	8.3
1979-80	Dean Hunger	27	231	8.6
1980-81	Brian Jackson	28	248	8.9
1981-82	Leo Cunningham	26	257	9.9
1982-83	Greg Grant	29	263	9.1
1983-84	Greg Grant	30	236	7.9
1984-85	Greg Grant	28	266	9.5
1985-86	Greg Grant	28	238	8.5
1986-87	Dan Conway	31	204	6.6
1987-88	Dan Conway	31	175	5.6
1988-89	Darrel White	27	130	4.8
1989-90	Randy Funk	30	195	6.5
1990-91	Kendall Youngblood	28	183	6.5
1991-92	Kendall Youngblood	28	216	7.7
1992-93	Rod Hay	27	212	7.9
1993-94	Eric Franson	27	247	9.1
1994-95	Eric Franson	29	283	9.8



Kevin Nixon led Utah State in assists for three seasons, averaging 3.9 apg in 1985-86, 3.7 apg in 1986-87 and 5.9 apg in 1987-88.

1995-96	Eric Franson	33	282	8.5
1996-97	Maurice Spillers	29	242	8.3
1997-98	Donnie Johnson	33	249	7.5
1998-99	Donnie Johnson	28	231	8.3
1999-00	Shawn Daniels	34	267	7.9
2000-01	Shawn Daniels	34	230	6.8
2001-02	Desmond Penigar	31	214	6.9
2002-03	Spencer Nelson	33	244	7.4
2003-04	Spencer Nelson	27	210	7.8
2004-05	Spencer Nelson	32	253	7.9
2005-06	Nate Harris	32	247	7.7
2006-07	Jaycee Carroll	35	220	6.3
2007-08	Gary Wilkinson	35	246	7.0
2008-09	Gary Wilkinson	35	238	6.8
2009-10	Tai Wesley	35	232	6.6
2010-11	Tai Wesley	34	271	8.0
2011-12	Morgan Grim	37	225	6.1
2012-13	Jarred Shaw	31	261	8.4
2013-14	Jarred Shaw	27	223	8.8
2014-15	Jalen Moore	31	209	6.7
2015-16	Jalen Moore	31	187	6.0

ASSISTS

Year	Player	G	Ast.	Avg.
1966-67	Les Powell	26	91	3.5
1967-68	Not Available			
1968-69	Paul Jeppeson	26	76	2.9
1969-70	Paul Jeppeson	29	115	4.0
1970-71	Marvin Roberts	24	84	3.5
	Jeff Tebbs	23	84	3.7
1971-72	Jeff Tebbs	26	112	4.3
1972-73	Ken Thompson	26	139	5.3
1973-74	Blair Reed	26	83	3.2
1974-75	Oscar Williams	26	124	4.8
1975-76	Blair Reed	25	99	4.0
1976-77	Oscar Williams	24	185	7.7
1977-78	Oscar Williams	28	168	6.0
1978-79	Rawlee Perkins	30	104	3.5
1979-80	Rich McElrath	27	172	6.4
1980-81	Lance Washington	27	81	3.0
1981-82	Larry Bergeson	27	118	4.8
1982-83	Lance Washington	29	138	4.8
1983-84	Vince Washington	30	100	3.3
1984-85	Jeff J. Anderson	28	115	4.1
1985-86	Kevin Nixon	28	110	3.9
1986-87	Kevin Nixon	31	116	3.7
1987-88	Kevin Nixon	31	182	5.9
1988-89	Kendall Youngblood	28	122	4.4
1989-90	Allen Gordon	28	121	4.3
1990-91	Allen Gordon	28	130	4.6
1991-92	Malloy Nesmith	28	134	4.8
1992-93	Jay Goodman	27	185	6.9

1993-94	Roddie Anderson	27	86	3.2
1994-95	Roddie Anderson	29	105	3.6
1995-96	Duane Rogers	32	166	5.2
1996-97	Marcus Saxon	29	134	4.6
1997-98	Marcus Saxon	33	135	4.1
1998-99	Rashad Elliott	26	124	4.8
1999-00	Bernard Rock	34	148	4.4
2000-01	Bernard Rock	34	140	4.1
2001-02	Tony Brown	31	149	4.8
2002-03	Mark Brown	33	149	4.5
2003-04	Mark Brown	29	141	4.9
2004-05	Spencer Nelson	32	152	4.8
2005-06	David Pak	32	147	4.6
2006-07	Kris Clark	35	146	4.2
2007-08	Kris Clark	35	224	6.4
2008-09	Jared Quayle	35	131	3.7
2009-10	Jared Quayle	35	144	4.1
2010-11	Brockeith Pane	34	116	3.4
2011-12	Brockeith Pane	37	159	4.3
2012-13	Marcel Davis	31	103	3.3
2013-14	Preston Medlin	32	132	4.1
2014-15	Darius Perkins	31	101	3.3
2015-16	Shane Rector	31	101	3.3

BLOCKS

Year	Player	G	Blk.	Avg.
1984-85	Greg Grant	28	36	1.3
1985-86	Greg Grant	28	27	1.0
	Gilbert Pete	27	27	1.0
1986-87	Gilbert Pete	31	58	1.9
1987-88	Gilbert Pete	32	31	1.0
1988-89	Gilbert Pete	28	39	1.4
1989-90	Jeff Parris	30	34	1.1
1990-91	Randy Funk	28	18	0.6
1991-92	Nathan Wickizer	28	46	1.6
1992-93	Nathan Wickizer	27	47	1.7
1993-94	Nathan Wickizer	24	43	1.8
1994-95	Eric Franson	29	22	0.8
1995-96	Silas Mills	33	25	0.8
1996-97	Kevin Rice	29	9	0.3
1997-98	Donnie Johnson	33	22	0.7
1998-99	Donnie Johnson	28	31	1.1
1999-00	Shawn Daniels	34	58	1.7
2000-01	Shawn Daniels	34	59	1.7
2001-02	Jeremy Vague	31	32	1.0
2002-03	Spencer Nelson	33	20	0.6
2003-04	Nate Harris	29	27	0.9
2004-05	Cass Matheus	32	22	0.7
2005-06	Cass Matheus	32	41	1.3
2006-07	Chaz Spicer	34	20	0.6
2007-08	Tai Wesley	35	33	0.9
2008-09	Tai Wesley	35	29	0.8
2009-10	Tai Wesley	35	46	1.3
2010-11	Tai Wesley	34	36	1.0
2011-12	Kyisean Reed	36	41	1.1
2012-13	Jarred Shaw	31	30	1.0
2013-14	Kyle Davis	29	39	1.3
2014-15	David Collette	31	56	1.8
2015-16	Elston Jones	31	20	0.6

QUICK FACTS

OUTLOOK

AGGIE BIOS

COACHES

OPONENTS

SEASON REVIEW

RECORDS

UNIVERSITY



Jay Goodman led Utah State in steals for three seasons, including 2.1 spg in 1990-91, 1.8 spg in 1991-92 and 3.8 spg in 1992-93.

STEALS

Year	Player	G	Stl.	Avg.
1979-80	Rich McElrath	27	71	2.6
1980-81	Three players	28	34	1.2
1981-82	Larry Bergeson	27	27	1.0
1982-83	Lance Washington	29	51	1.8
1983-84	Greg Grant	30	57	1.9
1984-85	Greg Grant	28	59	2.1
1985-86	Greg Grant	28	66	2.4
1986-87	Kevin Nixon	31	55	1.8
1987-88	Kevin Nixon	31	78	2.5
1988-89	Albert Chappell	23	49	2.1
1989-90	Allen Gordon	28	51	1.8
1990-91	Jay Goodman	25	52	2.1
1991-92	Jay Goodman	28	51	1.8
1992-93	Jay Goodman	27	102	3.8
1993-94	Jarobi Kemp	27	47	1.7
1994-95	Silas Mills	27	45	1.7
1995-96	Silas Mills	33	53	1.6
1996-97	Kevin Rice	29	42	1.4
1997-98	Kevin Rice	33	55	1.7
1998-99	Tyrone Allick	28	31	1.1
1999-00	Bernard Rock	34	51	1.5
2000-01	Curtis Bobb	34	43	1.3
2001-02	Tony Brown	31	51	1.6
2002-03	Mark Brown	33	43	1.3
2003-04	Mark Brown	29	31	1.1
2004-05	Spencer Nelson	32	37	1.2
2005-06	Jaycee Carroll	32	31	0.9
	David Pak	32	31	0.9
2006-07	Chris Session	35	36	1.0
2007-08	Kris Clark	35	35	1.0
2008-09	Jared Quayle	35	50	1.4
2009-10	Jared Quayle	35	39	1.1
2010-11	Brockeith Pane	34	31	0.9
2011-12	Brockeith Pane	37	27	0.7
2012-13	Marcel Davis	31	29	0.9
2013-14	Spencer Butterfield	32	19	0.6
2014-15	David Collette	31	25	0.8
2015-16	Shane Rector	31	38	1.2

FIELD GOAL PERCENTAGE (MIN. 3 MADE PER GAME)

Year	Player	G	FGM	FGA	Pct.
1957-58	Bob Ipsen	24	154	368	.418
1958-59	Bob Ipsen	26	221	483	.458
1959-60	Cornell Green	29	225	460	.489
1960-61	Cornell Green	26	188	438	.429
1961-62	Cornell Green	29	259	542	.478
1962-63	Troy Collier	27	200	379	.528
1963-64	Troy Collier	29	240	448	.536
1964-65	Wayne Estes	19	252	518	.486
1965-66	Les Powell	26	93	196	.474

1966-67	Les Powell	26	115	196	.587
1967-68	Jimmy Smith	25	229	501	.457
1968-69	Marvin Roberts	26	271	564	.480
1969-70	Tim Tollestrup	29	116	220	.527
1970-71	Lafayette Love	26	101	190	.532
1971-72	Jim Boatwright	26	106	206	.515
1972-73	Ken Thompson	26	120	216	.556
1973-74	Jim Boatwright	26	199	379	.525
1974-75	Blair Reed	27	127	238	.534
1975-76	Ed Gregg	26	256	476	.538
1976-77	Mike Santos	27	197	370	.532
1977-78	Mike Santos	28	204	343	.595
1978-79	Dean Hunger	29	165	290	.569
1979-80	Dean Hunger	27	214	353	.606
1980-81	Haakon Austefjord	28	80	151	.530
1981-82	Larry Bergeson	27	110	215	.512
1982-83	Greg Grant	29	170	303	.561
1983-84	Greg Grant	30	215	396	.543
1984-85	Greg Grant	28	217	405	.536
1985-86	Greg Grant	28	250	500	.500
1986-87	Dan Conway	31	160	300	.533
1987-88	Greg Houskeeper	31	118	199	.593
1988-89	Greg Houskeeper	28	96	145	.662
1989-90	Randy Funk	30	132	237	.557
1990-91	Randy Funk	28	113	196	.577
1991-92	Carlito DaSilva	27	123	282	.436
1992-93	Nate Wickizer	27	117	199	.588
1993-94	Nate Wickizer	24	113	203	.557
1994-95	Eric Franson	29	202	355	.569
1995-96	Eric Franson	33	193	371	.520
1996-97	Antwan Smith	29	108	164	.659
1997-98	Donnie Johnson	33	131	240	.546
1998-99	Donnie Johnson	28	162	279	.581
1999-00	Shawn Daniels	34	179	308	.581
2000-01	Shawn Daniels	34	167	290	.576
2001-02	Jeremy Vague	31	111	192	.578
2002-03	Spencer Nelson	33	115	176	.653
2003-04	Nate Harris	29	134	198	.677
2004-05	Nate Harris	32	172	264	.652
2005-06	Nate Harris	32	215	346	.621
2006-07	Stephen DuCharme	35	151	278	.543
2007-08	Tai Wesley	35	132	208	.635
2008-09	Tai Wesley	35	158	267	.592
2009-10	Tai Wesley	35	191	333	.574
2010-11	Tai Wesley	34	176	294	.599
2011-12	Kyisean Reed	37	135	220	.614
2012-13	Kyisean Reed	16	71	122	.582
2013-14	Kyle Davis	29	89	177	.503
2014-15	David Collette	31	163	276	.591
2015-16	Chris Smith	31	161	326	.494



Tai Wesley led Utah State in field goal percentage four consecutive seasons, shooting 63.5 percent in 2007-08, 59.2 percent in 2008-09, 57.4 percent in 2009-10 and 59.9 percent in 2010-11.



YEAR-BY-YEAR LEADERS



THREE-POINT FIELD GOALS

Year	Player	G	3FG	Avg.
1982-83	Chris McMullin	29	16	0.6
1984-85	Vince Washington	28	44	1.6
1985-86	Bill Floyd	28	16	0.6
1986-87	Reid Newey	31	75	2.4
1987-88	Reid Newey	31	64	2.1
1988-89	Reid Newey	28	98	3.5
1989-90	Matt Barnes	28	26	0.9
1990-91	Jay Goodman	25	66	2.6
1991-92	Jay Goodman	28	56	2.0
1992-93	Jay Goodman	27	87	3.2
1993-94	Corwin Woodard	27	21	0.8
1994-95	Corwin Woodard	27	60	2.2
1995-96	Justin Jones	33	77	2.3
1996-97	Justin Jones	29	46	1.6
1997-98	Justin Jones	33	60	1.8
1998-99	Troy Rolle	28	58	2.1
1999-00	Tony Brown	34	71	2.1
2000-01	Tony Brown	34	80	2.3
2001-02	Tony Brown	31	75	2.4
2002-03	Ronnie Ross	31	37	1.2
2003-04	Cardell Butler	29	55	1.9
2004-05	Jaycee Carroll	32	79	2.5
2005-06	Jaycee Carroll	32	93	2.9
2006-07	Jaycee Carroll	35	83	2.4
2007-08	Jaycee Carroll	35	114	3.3
2008-09	Tyler Newbold	35	60	1.7
2009-10	Jared Quayle	35	69	2.0
2010-11	Brian Green	34	76	2.2
2011-12	Preston Medlin	37	95	2.7
2012-13	Spencer Butterfield	29	48	1.7
2013-14	Preston Medlin	32	70	2.2
2014-15	Chris Smith	31	63	2.0
2015-16	Chris Smith	31	63	2.0

THREE-POINT FIELD GOAL PERCENTAGE (MIN. 1 ATT. PER GAME)

Year	Player	G	3FG	Att.	Pct.
1982-83	Chris McMullin	29	16	33	.485
1984-85	Vince Washington	28	44	107	.411
1985-86	Bill Floyd	28	16	46	.348
1986-87	Kevin Nixon	31	25	59	.424
1987-88	Jeff O. Anderson	31	37	82	.451
1988-89	Reid Newey	28	98	224	.438
1989-90	Rich Jardine	30	16	45	.356
1990-91	Jay Goodman	25	66	191	.346
1991-92	Kendall Youngblood	28	35	84	.417
1992-93	Jay Goodman	27	87	223	.390
1993-94	Corwin Woodard	27	21	72	.292
1994-95	Roddie Anderson	29	15	35	.429
1995-96	Justin Jones	33	77	165	.467
1996-97	Justin Jones	29	46	122	.377
1997-98	Justin Jones	33	60	121	.496
1998-99	Tony Brown	28	57	157	.363
1999-00	Tony Brown	34	71	162	.438
2000-01	Tony Brown	34	80	195	.410
2001-02	Tony Brown	31	75	172	.436
2002-03	Desmond Penigar	33	29	80	.363
2003-04	Mark Brown	29	36	82	.439
2004-05	Jaycee Carroll	32	79	166	.476
2005-06	Jaycee Carroll	32	93	206	.451
2006-07	Jaycee Carroll	35	83	192	.432
2007-08	Tyler Newbold	35	34	66	.515
2008-09	Stavon Williams	34	46	108	.426
2009-10	Brian Green	35	53	106	.500
2010-11	Brian Green	34	76	162	.469
2011-12	Preston Medlin	37	95	222	.428
2012-13	Spencer Butterfield	29	48	113	.425
2013-14	Spencer Butterfield	32	69	150	.460
2014-15	Chris Smith	31	63	133	.474
2015-16	Chris Smith	31	63	140	.450

FREE THROW PERCENTAGE (MIN. 2 MADE PER GAME)

Year	Player	G	FTM	FTA	Pct.
1957-58	Sam Haggerty	20	42	54	.778
1958-59	Max Perry	26	67	89	.753
1959-60	Not Available				
1960-61	Max Perry	26	69	99	.697
1961-62	Cornell Green	29	227	324	.701
1962-63	Wayne Estes	27	129	154	.838
1963-64	Wayne Estes	29	203	238	.853
1964-65	Wayne Estes	19	137	156	.878
1965-66	Larry Angle	26	112	134	.836
1966-67	Les Powell	26	82	106	.774
1967-68	Paul Jeppeson	25	64	82	.780
1968-69	Marvin Roberts	26	176	255	.690
1969-70	Jeff Tebbs	28	59	77	.766
1970-71	Ron Hatch	26	78	98	.796
1971-72	Ron Hatch	26	75	95	.789
1972-73	Bob Lauriski	26	74	85	.871
1973-74	Jim Boatwright	26	83	103	.806
1974-75	Jimmy Moore	27	70	92	.761
1975-76	Ed Gregg	26	67	98	.684
1976-77	Oscar Williams	24	48	65	.738
1977-78	Keith McDonald	28	86	106	.811
1978-79	Dean Hunger	29	109	139	.784
1979-80	Rich McElrath	27	128	151	.848
1980-81	Brian Jackson	28	145	175	.829
1981-82	Haakon Austefjord	27	92	137	.672
1982-83	Ron Ence	29	106	137	.774
1983-84	Vince Washington	30	132	157	.841
1984-85	Vince Washington	28	147	171	.860
1985-86	Jeff O. Anderson	28	71	91	.780
1986-87	Reid Newey	31	89	118	.754
1987-88	Dan Conway	31	170	221	.769
1988-89	Reid Newey	28	116	144	.806
1989-90	Kendall Youngblood	30	124	159	.780
1990-91	Bryon Ruffner	28	72	86	.837
1991-92	Jay Goodman	28	82	92	.891
1992-93	Jay Goodman	27	117	137	.854
1993-94	Jarobi Kemp	27	81	97	.835
1994-95	Corwin Woodard	27	75	98	.765
1995-96	Jon Wickizer	33	78	97	.804
1996-97	Kevin Rice	29	102	139	.734
1997-98	Marcus Saxon	33	118	150	.787
1998-99	Tony Brown	28	58	63	.921
1999-00	Troy Rolle	34	82	102	.804
2000-01	Tony Brown	34	75	89	.843
2001-02	Tony Brown	31	84	98	.857
2002-03	Mark Brown	33	74	87	.851
2003-04	Cardell Butler	29	66	75	.880
2004-05	Spencer Nelson	32	155	197	.787
2005-06	Nate Harris	32	116	156	.744
2006-07	Jaycee Carroll	25	151	170	.888
2007-08	Jaycee Carroll	35	137	149	.919
2008-09	Gary Wilkinson	35	166	201	.826
2009-10	Jared Quayle	35	82	91	.901
2010-11	Brockeith Pane	34	138	172	.802
2011-12	Preston Medlin	37	125	156	.801
2012-13	Spencer Butterfield	29	66	79	.835
2013-14	Jarred Shaw	27	68	87	.782
2014-15	Chris Smith	31	72	94	.766
2015-16	Shane Rector	31	65	86	.756

QUICK FACTS

OUTLOOK

AGGIE BIOS

COACHES

OPONENTS

SEASON REVIEW

RECORDS

UNIVERSITY



YEAR-BY-YEAR STATS



20 NCAA TOURNAMENTS • 9 NIT APPEARANCES • 16 CONFERENCE CHAMPIONSHIPS • 8 TOURNAMENT CHAMPIONSHIPS • 1 GOAL - WIN

Offensive Statistics

Year	GP	FG	Pct.	3FG	Pct.	FT	Pct.	Pts.	Avg.	Reb.	Avg.	Ast	TO	Blk	Stl.
1957-58	24	576-1634	.353	—	—	367-583	.630	1519	63.3	947	39.5	—	—	—	—
1958-59	26	782-1837	.426	—	—	401-615	.652	1965	75.6	1381	53.1	—	—	—	—
1959-60	29	875-2073	.422	—	—	501-746	.672	2251	77.6	1618	55.8	—	—	—	—
1960-61	26	727-1842	.394	—	—	427-671	.621	1879	72.3	1354	52.0	—	—	—	—
1961-62	29	829-1961	.422	—	—	541-827	.654	2202	75.9	1511	52.1	—	—	—	—
1962-63	27	802-1802	.445	—	—	459-653	.702	2063	76.4	1323	49.0	—	—	—	—
1963-64	29	977-2160	.452	—	—	573-775	.739	2527	87.1	1445	49.8	—	—	—	—
1964-65	25	862-2042	.422	—	—	412-567	.727	2136	85.4	1304	52.2	—	—	—	—
1965-66	26	841-1884	.446	—	—	471-700	.673	2153	82.8	1268	48.8	—	—	—	—
1966-67	28	904-1995	.453	—	—	479-699	.685	2287	81.7	1343	48.0	—	—	—	—
1967-68	25	851-1933	.440	—	—	496-743	.668	2198	87.9	1333	53.3	—	—	—	—
1968-69	26	821-1843	.445	—	—	494-770	.642	2136	82.2	1314	50.5	—	—	—	—
1969-70	29	1008-2153	.470	—	—	603-825	.730	2619	90.3	1566	54.0	—	—	—	—
1970-71	27	884-1859	.470	—	—	557-776	.720	2325	86.0	1324	49.0	—	—	—	—
1971-72	26	858-1886	.455	—	—	431-600	.718	2147	82.6	1182	45.5	—	—	—	—
1972-73	26	918-1860	.49.0	—	—	362-490	.740	2198	84.5	1143	43.9	—	—	—	—
1973-74	26	877-1795	.489	—	—	391-546	.716	2145	82.5	1198	46.2	—	—	—	—
1974-75	27	951-1899	.501	—	—	391-548	.714	2293	84.9	1183	43.8	—	—	—	—
1975-76	26	841-1852	.454	—	—	267-400	.668	1949	75.0	1087	41.8	—	—	—	—
1976-77	27	918-1904	.482	—	—	350-517	.677	2186	80.1	1184	43.9	470	467	—	—
1977-78	28	926-1813	.511	—	—	438-618	.709	2290	81.8	1250	44.6	467	467	—	—
1978-79	30	929-1823	.510	—	—	482-675	.714	2340	78.0	1092	36.4	472	493	—	—
1979-80	27	862-1678	.514	—	—	605-794	.762	2329	86.3	965	35.4	402	438	—	199
1980-81	28	896-1891	.474	—	—	438-673	.718	2275	81.3	1064	38.0	313	383	—	166
1981-82	27	693-1598	.434	—	—	432-649	.666	1820	67.4	997	36.9	383	502	—	115
1982-83	29	872-1649	.529	46-125	.368	521-742	.710	2218	76.5	1043	36.0	446	469	—	210
1983-84	30	894-1735	.515	—	—	527-744	.708	2314	77.1	951	31.7	495	446	—	225
1984-85	28	865-1769	.489	73-197	.371	562-773	.727	2365	84.5	1072	38.3	456	420	97	195
1985-86	28	784-1723	.455	50-151	.331	533-730	.730	2151	76.8	997	35.6	452	478	100	217
1986-87	31	877-1907	.460	150-386	.389	662-928	.713	2566	82.8	1149	37.1	421	506	99	221
1987-88	31	902-1807	.499	130-324	.401	658-926	.711	2592	83.6	1136	36.6	501	495	84	196
1988-89	28	760-1585	.479	118-294	.401	511-691	.740	2164	77.3	1018	36.4	457	526	106	214
1989-90	30	803-1731	.463	87-262	.332	581-817	.711	2276	75.9	1084	36.1	483	509	139	227
1990-91	28	792-1748	.453	134-358	.374	559-787	.710	2277	81.3	1003	35.8	487	462	104	217
1991-92	28	737-1737	.424	118-349	.338	569-780	.729	2161	77.2	1112	39.7	422	446	130	225
1992-93	27	711-1618	.439	155-422	.367	516-726	.711	2093	77.5	1019	37.7	423	461	99	212
1993-94	27	648-1416	.458	55-216	.255	511-728	.702	1862	70.0	1038	38.4	352	418	66	151
1994-95	29	831-1650	.504	122-351	.348	499-773	.646	2283	78.7	1187	40.9	454	481	80	200
1995-96	33	810-1717	.472	135-386	.350	591-884	.669	2346	71.1	1302	39.5	491	545	65	195
1996-97	29	695-1451	.479	106-318	.333	494-724	.682	1990	68.6	1085	37.4	360	411	26	138
1997-98	33	856-1771	.483	139-324	.429	524-747	.701	2375	72.0	1174	35.6	352	440	68	183
1998-99	28	740-1551	.477	143-409	.350	383-588	.651	2006	71.6	1033	36.9	391	444	68	166
1999-00	34	879-1888	.466	194-536	.362	445-709	.628	2397	70.5	1233	36.3	487	453	126	235
2000-01	34	852-1755	.485	200-513	.390	500-743	.673	2404	70.7	1177	34.6	511	486	132	220
2001-02	31	751-1596	.471	144-414	.347	430-599	.718	2076	67.0	1116	36.0	443	424	93	155
2002-03	33	799-1727	.463	134-391	.343	465-651	.714	2197	66.6	1154	35.0	471	406	69	168
2003-04	29	711-1397	.509	168-419	.401	419-582	.720	2009	69.3	952	32.8	446	370	85	153
2004-05	32	851-1621	.525	185-473	.391	428-619	.691	2315	72.3	1095	34.2	549	396	92	179
2005-06	32	853-1714	.498	232-579	.401	369-511	.722	2307	72.1	1080	33.8	552	421	91	165
2006-07	35	884-1894	.467	206-553	.373	492-631	.780	2466	70.5	1144	32.7	504	488	81	220
2007-08	35	923-1797	.514	207-516	.401	532-672	.792	2585	73.9	1142	32.6	620	493	95	185
2008-09	35	899-1813	.496	222-563	.394	514-695	.740	2534	72.4	1202	34.3	566	393	88	168
2009-10	35	941-1928	.488	242-585	.414	435-574	.758	2559	73.1	1238	35.4	584	358	123	162
2010-11	34	840-1788	.470	206-562	.367	563-764	.737	2449	72.0	1266	37.2	500	402	110	162
2011-12	37	896-1887	.475	208-566	.367	551-766	.719	2551	68.9	1234	33.4	497	449	119	146
2012-13	31	750-1598	.469	178-500	.356	456-631	.723	2134	68.8	1162	37.5	455	408	125	150
2013-14	32	782-1732	.452	220-542	.406	431-587	.734	2215	69.2	1166	36.4	510	353	116	110
2014-15	31	721-1596	.452	233-591	.394	389-579	.672	2064	66.6	978	31.5	445	323	142	149
2015-16	31	802-1779	.451	257-695	.370	413-597	.692	2274	73.4	1107	35.7	454	373	81	170



YEAR-BY-YEAR STATS



Defensive Statistics															
Year	GP	FG	Pct.	3FG	Pct.	FT	Pct.	Pts.	Avg.	Reb.	Avg.	Ast	TO	Blk	Stl.
1957-58	24	673-1714	.393	—	—	383-591	.648	1729	72.0	1234	51.4	—	—	—	—
1958-59	26	704-1922	.366	—	—	391-596	.657	1799	69.2	1311	50.4	—	—	—	—
1959-60	29	778-2179	.357	—	—	379-611	.688	1935	66.7	1370	47.2	—	—	—	—
1960-61	26	731-1837	.397	—	—	435-629	.691	1861	71.5	1291	49.6	—	—	—	—
1961-62	29	749-1932	.387	—	—	498-762	.653	1996	68.8	1323	45.6	—	—	—	—
1962-63	27	695-1785	.389	—	—	395-625	.632	1785	66.1	1245	46.1	—	—	—	—
1963-64	29	873-2053	.425	—	—	531-751	.707	2277	78.5	1342	46.3	—	—	—	—
1964-65	25	760-1696	.448	—	—	516-747	.691	2036	81.4	1198	47.9	—	—	—	—
1965-66	26	821-1883	.436	—	—	498-717	.695	2140	82.3	1287	49.5	—	—	—	—
1966-67	28	796-1891	.421	—	—	424-615	.689	2016	72.0	1254	44.8	—	—	—	—
1967-68	25	833-2004	.411	—	—	505-715	.706	2171	86.8	1377	55.1	—	—	—	—
1968-69	26	892-1924	.464	—	—	498-735	.678	2282	87.8	1253	48.2	—	—	—	—
1969-70	29	902-2172	.410	—	—	600-851	.701	2404	82.9	1322	45.6	—	—	—	—
1970-71	27	802-1833	.440	—	—	513-754	.680	2117	78.4	1142	42.3	—	—	—	—
1971-72	26	857-1876	.457	—	—	445-643	.690	2159	83.0	1232	47.4	—	—	—	—
1972-73	26	856-1854	.460	—	—	334-472	.700	2046	78.7	1063	40.9	—	—	—	—
1973-74	26	794-1794	.443	—	—	391-573	.683	1979	76.1	1057	40.7	—	—	—	—
1974-75	27	845-1898	.445	—	—	403-576	.700	2093	77.5	1146	42.4	—	—	—	—
1975-76	26	810-1782	.455	—	—	361-504	.716	1981	76.2	1163	45.1	—	—	—	—
1976-77	27	845-1878	.450	—	—	428-604	.709	2118	78.4	1178	43.6	—	—	—	—
1977-78	28	803-1915	.419	—	—	385-552	.697	1991	71.1	1096	39.1	—	—	—	—
1978-79	30	900-1925	.468	—	—	464-667	.696	2264	75.5	1224	40.8	—	—	—	—
1979-80	27	888-1841	.482	—	—	426-630	.676	2202	81.6	1054	39.0	—	—	—	—
1980-81	28	892-1823	.489	—	—	487-658	.740	2271	81.1	1086	38.8	—	—	—	—
1981-82	27	815-1721	.474	—	—	411-585	.703	2041	75.6	1061	39.3	—	—	—	—
1982-83	29	814-1882	.433	—	—	394-577	.683	2069	71.3	1126	38.8	—	—	—	—
1983-84	30	948-1917	.495	—	—	365-516	.707	2262	75.4	1101	36.7	—	—	—	—
1984-85	28	945-1966	.481	—	—	386-594	.650	2328	83.1	1144	40.9	—	—	—	—
1985-86	27	859-1751	.491	—	—	476-673	.707	2259	80.7	1085	38.8	—	—	—	—
1986-87	31	998-2020	.494	—	—	533-766	.696	2653	85.5	1198	38.6	—	—	—	—
1987-88	31	925-2027	.456	—	—	445-634	.702	2370	76.5	1140	36.8	—	—	—	—
1988-89	28	769-1694	.454	—	—	493-722	.683	2153	76.9	982	35.1	—	—	—	—
1989-90	30	843-1818	.464	—	—	527-824	.640	2353	78.4	1151	38.4	—	—	—	—
1990-91	28	809-1711	.473	141-381	.370	603-841	.717	2368	84.6	1095	39.1	—	—	—	—
1991-92	28	749-1726	.434	107-350	.306	521-818	.636	2140	76.4	1183	42.3	—	—	—	—
1992-93	27	753-1664	.453	—	—	511-738	.692	2152	79.7	1048	38.8	414	429	120	233
1993-94	27	632-1470	.430	159-438	.363	446-664	.672	1869	69.2	805	29.8	331	—	118	151
1994-95	29	732-1719	.426	145-509	.285	389-588	.662	1998	68.9	882	30.4	399	419	119	217
1995-96	33	810-1936	.418	205-666	.308	420-614	.684	2245	68.0	972	29.5	455	388	77	246
1996-97	29	654-1550	.422	179-548	.327	294-441	.667	1781	61.4	770	26.6	365	346	55	131
1997-98	33	769-1792	.429	206-617	.334	396-595	.666	2140	64.8	984	29.8	409	436	84	154
1998-99	28	699-1621	.431	183-549	.333	322-456	.706	1903	68.0	883	31.5	392	414	72	204
1999-00	34	736-1827	.403	226-642	.352	382-561	.681	2080	61.2	1122	33.0	408	519	74	226
2000-01	34	708-1795	.394	187-609	.307	347-513	.676	1950	57.4	1050	30.9	349	527	77	207
2001-02	31	655-1665	.393	170-595	.286	320-438	.731	1800	58.1	914	29.5	357	398	60	206
2002-03	33	730-1680	.435	188-543	.346	331-480	.690	1979	60.0	924	28.0	373	416	69	167
2003-04	29	648-1529	.424	164-498	.329	224-329	.681	1684	58.1	764	26.3	332	227	75	176
2004-05	32	682-1722	.396	196-613	.320	288-401	.718	1848	57.8	883	27.6	325	391	92	200
2005-06	32	769-1834	.419	226-640	.353	306-454	.674	2070	64.7	996	31.1	396	389	115	199
2006-07	35	854-1889	.452	242-694	.349	398-614	.648	2348	67.1	1096	31.3	476	499	132	223
2007-08	35	868-1984	.438	246-674	.365	403-577	.698	2385	68.1	1003	28.7	471	417	111	249
2008-09	35	778-1859	.419	202-556	.363	411-554	.742	2169	62.0	969	27.7	428	369	110	196
2009-10	35	757-1867	.405	198-615	.322	385-543	.709	2097	59.9	1029	29.4	390	392	109	169
2010-11	34	696-1815	.383	186-616	.302	417-616	.677	1995	58.7	1007	29.6	363	412	98	185
2011-12	37	863-2078	.415	231-701	.330	443-664	.667	2400	64.9	1209	32.7	457	400	84	211
2012-13	31	705-1711	.412	220-652	.337	341-515	.662	1971	63.6	880	28.4	430	294	87	213
2013-14	32	756-1788	.423	188-601	.313	432-601	.719	2132	66.6	979	30.6	400	251	130	172
2014-15	31	719-1782	.403	189-637	.297	346-523	.662	1973	63.6	1158	37.4	412	337	77	190
2015-16	31	795-1800	.442	228-663	.344	399-575	.694	2217	71.5	1070	34.5	435	354	96	191

QUICK FACTS

OUTLOOK

AGGIE BIOS

COACHES

OPONENTS

SEASON REVIEW

RECORDS

UNIVERSITY



SINGLE-SEASON TEAM BESTS



20 NCAA TOURNAMENTS • 9 NIT APPEARANCES • 16 CONFERENCE CHAMPIONSHIPS • 8 TOURNAMENT CHAMPIONSHIPS • 1 GOAL - WIN

GAMES PLAYED

Year	Games
1. 2011-12	37
2. 2009-10	35
2008-09	35
2007-08	35
2006-07	35
6. 2010-11	34
2000-01	34
1999-00	34
9. 2002-03	33
1997-98	33
1995-96	33

GAMES WON

Year	Wins
1. 2010-11	30
2008-09	30
3. 2000-01	28
1999-00	28
5. 2009-10	27
6. 2003-04	25
1997-98	25
8. 2007-08	24
2004-05	24
2002-03	24
1959-60	24

GAMES LOST

Year	Losses
1. 1981-82	23
2. 1957-58	20
3. 1992-93	17
1990-91	17
1968-69	17
6. 2011-12	16
1989-90	16
1988-89	16
1986-87	16
1985-86	16
1980-81	16

WINNING PERCENTAGE

Year	Percentage
1. 2010-11	.882
2. 2003-04	.862
3. 2008-09	.857
4. 1959-60	.828
5. 2000-01	.824
1999-00	.824
6. 1966-67	.786
7. 1974-75	.778
8. 2009-10	.771
10. 1969-70	.759
1961-62	.759

TOTAL POINTS

Year	Points
1. 1969-70	2,619
2. 1987-88	2,592
3. 2007-08	2,585
4. 1986-87	2,566
5. 2009-10	2,559
6. 2011-12	2,551
7. 2008-09	2,534
8. 1963-64	2,527
9. 2006-07	2,466
10. 2010-11	2,449

POINTS PER GAME

Year	Average
1. 1969-70	90.3
2. 1967-68	87.9
3. 1963-64	87.1
4. 1979-80	86.3
5. 1970-71	86.1
6. 1964-65	85.4
7. 1974-75	84.9
8. 1972-73	84.5
9. 1984-85	84.5
10. 1987-88	83.6

TOTAL REBOUNDS

Year	Rebounds
1. 1959-60	1,618
2. 1969-70	1,566
3. 1961-62	1,511
4. 1963-64	1,445
5. 1958-59	1,381
6. 1960-61	1,354
7. 1966-67	1,343
8. 1967-68	1,333
9. 1970-71	1,324
10. 1962-63	1,323

REBOUNDS PER GAME

Year	Average
1. 1959-60	55.8
2. 1969-70	54.0
3. 1967-68	53.3
4. 1958-59	53.1
5. 1964-65	52.2
6. 1961-62	52.1
1960-61	52.1
8. 1968-69	50.5
9. 1963-64	49.8
10. 1970-71	49.0

ASSISTS

Year	Assists
1. 2007-08	620
2. 2009-10	584
3. 2008-09	566
4. 2005-06	552
5. 2004-05	549
6. 2000-01	511
7. 2013-14	510
8. 2006-07	504
9. 1987-88	501
10. 2010-11	500

ASSISTS PER GAME

Year	Average
1. 2007-08	17.7
2. 1976-77	17.4
1990-91	17.4
4. 2005-06	17.3
5. 2004-05	17.2
6. 2009-10	16.9
1969-70	16.9
8. 1977-78	16.7
1974-75	16.7
10. 1983-84	16.5
1975-76	16.5

TURNOVERS

Year	Turnovers
1. 1995-96	545
2. 1988-89	526
3. 1989-90	509
4. 1986-87	506
5. 1981-82	502
6. 1987-88	495
7. 2007-08	493
1978-79	493
9. 2006-07	488
10. 2000-01	486

BLOCKS

Year	Blocks
1. 2014-15	142
2. 1989-90	139
3. 2000-01	132
4. 1991-92	130
5. 1999-00	126
6. 2012-13	125
7. 2009-10	123
8. 2011-12	119
9. 2013-14	116
10. 2010-11	110

BLOCKS PER GAME

Year	Average
1. 2014-15	4.6
1991-92	4.6
1989-90	4.6
4. 2012-13	4.0
5. 2000-01	3.9
6. 1988-89	3.8
7. 1999-00	3.7
1990-91	3.7
1992-93	3.7
10. 2013-14	3.6
1985-86	3.6

STEALS

Year	Steals
1. 1999-00	235
2. 1989-90	227
3. 1983-84	225
1991-92	225
5. 1986-87	221
6. 2006-07	220
2000-01	220
8. 1985-86	217
1990-91	217
10. 1988-89	214

STEALS PER GAME

Year	Average
1. 1991-92	8.0
2. 1992-93	7.9
3. 1990-91	7.8
4. 1985-86	7.8
5. 1988-89	7.6
6. 1989-90	7.6
7. 1983-84	7.5
8. 1979-80	7.4
9. 1982-83	7.2
10. 1986-87	7.1

FIELD GOALS MADE

Year	Field Goals
1. 1969-70	1,008
2. 1963-64	977
3. 1974-75	951
4. 2009-10	941
5. 1978-79	929
6. 1977-78	926
7. 2007-08	923
8. 1972-73	918
1976-77	918
10. 1966-67	904

FIELD GOALS ATTEMPTED

Year	Attempts
1. 1963-64	2,160
2. 1969-70	2,153
3. 1959-60	2,073
4. 1964-65	2,042
5. 1966-67	1,995
6. 1961-62	1,961
7. 1967-68	1,933
8. 2009-10	1,928
9. 1986-87	1,907
10. 1976-77	1,904

FIELD GOAL PERCENTAGE

Year	Percentage
1. 1982-83	.529
2. 2004-05	.525
3. 1983-84	.515
4. 2007-08	.514
1979-80	.514
6. 1977-78	.511
7. 1978-79	.510
8. 2003-04	.509
9. 1994-95	.504
10. 1974-75	.501

THREE-POINT FG MADE

Year	Field Goals
1. 2015-16	257
2. 2009-10	242
3. 2014-15	233
4. 2005-06	232
5. 2008-09	222
6. 2013-14	220
7. 2011-12	208
8. 2007-08	207
9. 2010-11	206
2006-07	206

THREE-POINT FG ATTEMPTED

Year	Attempts
1. 2015-16	695
2. 2014-15	591
3. 2009-10	585
4. 2005-06	579
5. 2011-12	566
6. 2008-09	563
7. 2010-11	562
8. 2006-07	553
9. 2013-14	542
10. 1999-00	536

THREE-POINT PERCENTAGE

Year	Percentage
1. 1997-98	.429
2. 2009-10	.414
3. 2013-14	.406
4. 2007-08	.401
2005-06	.401
2003-04	.401
1988-89	.401
1987-88	.401
9. 2014-15	.394
2008-09	.394

FREE THROWS MADE

Year	Free Throws
1. 1986-87	662
2. 1987-88	658
3. 1979-80	605
4. 1969-70	603
5. 1995-96	591
6. 1989-90	581
7. 1963-64	573
8. 1991-92	569
9. 2010-11	563
10. 1984-85	562

FREE THROWS ATTEMPTED

Year	Attempts
1. 1986-87	928
2. 1987-88	926
3. 1995-96	884
4. 1961-62	827
5. 1969-70	825
6. 1989-90	817
7. 1979-80	794
8. 1990-91	787
9. 1991-92	780
10. 1970-71	776

FREE THROW PERCENTAGE

Year	Percentage
1. 2007-08	.792
2. 2006-07	.780
3. 1979-80	.762
4. 2009-10	.758
5. 2008-09	.740
1988-89	.740
7. 1963-64	.739
1972-73	.739
9. 2010-11	.737
10. 2013-14	.734

POINTS

	Date	PTS.
1. vs. UNLV	1/2/85	140
2. vs. St. Peter's	12/8/69	125
3. vs. Creighton	1/14/67	124
4. vs. Southern Mississippi	2/2/74	121
5. vs. Long Beach State	2/6/86	119
6. at New Mexico	12/29/79	117
7. vs. St. Francis	12/12/70	116
vs. Evansville	12/11/67	116
9. vs. Cal State Fullerton	12/23/72	115
vs. New Mexico State	12/20/63	115

REBOUNDS

	Date	Reb.
1. vs. Loyola (Calif.)	12/5/64	82
2. vs. Pepperdine	12/1/69	78
3. vs. Evansville	12/11/67	77
4. vs. St. Peter's	12/8/69	76
vs. Nevada	12/14/64	76
6. vs. Doane College	11/30/73	74
7. vs. Denver	2/22/69	73
8. at Arizona State	2/11/67	72
9. vs. St. Francis	12/12/70	71
vs. Seattle	1/13/68	71

ASSISTS

	Date	Ast.
1. at Portland State	2/25/78	34
vs. Mesa State	2/10/76	34
3. vs. Lewis & Clark College	11/26/05	33
vs. Pacific	3/5/88	33
at New Mexico	12/29/79	33
6. vs. Seattle	1/16/71	32
7. vs. Chadron State	12/11/93	31
8. vs. Denver	1/29/76	30
vs. West Texas State	12/11/69	30
10. vs. North Texas	1/28/99	29
vs. Cal State Stanislaus	1/25/77	29

BLOCKS

	Date	Blk
1. vs. Pacific	1/13/01	12
2. vs. Idaho	1/27/01	11
3. at Utah Valley	12/13/14	10
at San José State	1/27/80	10
5. Nevada	2/10/15	9
San José State	1/31/14	9
vs. Western Illinois	12/19/13	9
vs. Fort Lewis College	11/21/03	9
2 more		

STEALS

	Date	Stl
1. vs. Pacific	2/6/84	19
2. vs. San José State	2/20/93	15
at Weber State	12/12/92	15
vs. Montana Tech	12/2/92	15

FIELD GOALS MADE

	Date	FG
1. at New Mexico	12/29/79	53
at Portland State	2/25/78	53
3. vs. Southern Mississippi	2/2/74	51
4. vs. Cal State Fullerton	12/23/72	50
5. vs. Loyola (Calif.)	12/9/66	49
6. vs. Creighton	1/14/67	48
vs. Montana State	12/1/65	48
vs. New Mexico State	12/20/63	48
9. vs. Lewis & Clark College	11/26/05	47
vs. UNLV	1/2/85	47
vs. North Texas State	12/28/75	47
vs. St. Peter's	12/8/69	47
vs. Boston College	12/30/64	47

FIELD GOALS ATTEMPTED

	Date	Att.
1. vs. Seattle	1/13/68	104
2. at UC Irvine	2/7/81	102
3. vs. Pepperdine	12/1/69	101
vs. Utah	1/30/65	101
vs. Pacific	12/7/64	101
6. vs. Houston Baptist	2/24/73	99
vs. Arkansas	12/27/71	99
vs. Montana State	2/25/65	99
vs. Nevada	12/14/64	99
10. at Weber State	2/27/74	97
at Brigham Young	1/22/72	97
vs. Boston College	12/30/64	97
vs. Loyola (Calif.)	12/5/64	97

FIELD GOAL PERCENTAGE

	Date	M-Att.	Pct.
1. vs. UC Davis	11/27/04	28-36	.778
2. at UC Santa Barbara	2/5/05	32-45	.711
3. vs. New Mexico State	3/2/85	41-59	.695
4. at Hawai'i-Hilo	11/26/95	43-62	.694
5. vs. Southern Oregon	11/22/97	44-65	.677
6. vs. Louisiana Tech	2/28/08	37-55	.673
at New Mexico State	2/6/71	33-49	.673
vs. Cal State Fullerton	2/11/95	37-55	.673
vs. Montana	2/27/78	37-55	.673
10. vs. Redlands	1/5/80	41-61	.672

THREE-POINT FGs MADE

	Date	FG
1. at New Mexico State	2/2/06	20
2. at Air Force	3/1/16	14
3. at Colorado State	1/16/16	13
Air Force	1/17/15	13
at Idaho State	11/26/11	13
vs. Montana Western	2/16/11	13
vs. Utah Valley	12/12/09	13
vs. Fresno State	3/12/09	13
vs. Utah Valley	1/10/07	13
at Fresno State	1/7/06	13
vs. Cal State Fullerton	2/21/04	13
at Cal State Fullerton	2/4/99	13
at Brigham Young	11/24/90	13

THREE-POINT FG ATTEMPTS

	Date	Att.
1. at Air Force	3/1/16	34
at New Mexico State	2/2/06	34
3. vs. Troy	12/23/10	33
4. at Fresno State	1/7/06	33
5. at New Mexico	1/9/16	29
6. Idaho State	12/22/15	28
UC Irvine	12/12/15	28
at USC	12/7/14	28
at Idaho	2/9/11	28
10. Colorado State	3/7/15	27
at Mississippi State	11/22/14	27
at Air Force	1/1/14	27
vs. Western Oregon	12/29/09	27
vs. Brigham Young	1/8/00	27

THREE-PT. FG PCT. (MIN. 5 MADE)

	Date	M-Att.	PCT.
1. at San José State	2/10/90	7-8	.875
2. at Hawai'i-Hilo	12/1/02	5-6	.833
3. at Weber State	12/1/84	5-6	.833
4. vs. San José State	1/30/88	11-14	.786
5. vs. South Florida	11/18/00	10-13	.769
at Fresno State	1/4/88	10-13	.769
7. vs. Oakland	3/25/12	12-16	.750
at UNLV	1/9/91	12-16	.750
at UC Irvine	1/27/05	9-12	.750
10. at Minnesota	11/17/97	8-11	.727



Vince Washington scored 36 points for Utah State in the highest scoring game in Aggie history as USU lost to UNLV, 142-140, in triple overtime on Jan. 2, 1985, in the Dee Glen Smith Spectrum. At the time, it was the highest scoring game in NCAA history.



SINGLE-GAME TEAM BESTS



FREE THROWS MADE

		Date	FT
1.	vs. Cal State Fullerton	1/22/87	44
2.	vs. UC Irvine	2/7/87	43
	vs. San José State	1/24/80	43
4.	vs. UNLV	1/2/85	40
	vs. Cal State Northridge	11/26/84	40
	vs. Utah	12/23/81	40
7.	vs. Utah	1/17/70	38
8.	vs. Long Beach State	3/9/96	37
	vs. Brigham Young	2/1/68	37
10.	at Weber State	12/19/96	36
	vs. Pacific	1/30/82	36

FREE THROWS ATTEMPTED

		Date	Att.
1.	vs. San José State	1/24/80	59
2.	vs. UNLV	1/2/85	57
3.	vs. Cal State Fullerton	1/22/87	55
4.	vs. Long Beach State	2/23/91	52
	vs. UC Irvine	2/7/87	52
	vs. Cal State Northridge	11/26/84	52
7.	vs. Brigham Young	2/1/68	51
8.	at Weber State	12/19/96	50
9.	vs. Pacific	1/3/94	49
	vs. Grambling State	12/5/86	49
	vs. Utah	1/17/70	49

FT PERCENTAGE (MIN. 10 MADE)

		Date	M-Att.	PCT.
1.	vs. Idaho	2/23/02	17-17	1.000
	at Fresno State	1/6/07	12-12	1.000
	at New Orleans	2/21/75	12-12	1.000
	vs. Fresno State	1/15/09	10-10	1.000
	vs. Louisiana Tech	2/28/08	10-10	1.000
	vs. Utah Valley	12/20/07	10-10	1.000
7.	vs. Cal State Fullerton	1/9/85	25-26	.961
8.	at Colorado State	2/11/14	16-17	.941
	vs. UC Irvine	2/13/03	16-17	.941
	at Utah	1/7/65	16-17	.941

FOULS

		Date	PF
1.	vs. Wyoming	12/13/68	42
2.	vs. Brigham Young	12/18/92	33
	at Cal State Fullerton	1/3/91	33
	vs. Utah	12/15/88	33
	at Portland State	1/10/81	33
6.	at Brigham Young	12/17/88	32
	vs. Loyola (Calif.)	12/5/64	32
8.	at UC Irvine	3/2/91	31
	vs. Long Beach State	2/23/91	31
	at UC Santa Barbara	1/4/90	31
	Seton Hall (at Lexington, Ky.)	12/18/81	31
	at UC Irvine	2/7/81	31
	at Denver	1/25/75	31
	vs. West Texas State	12/2/70	31

TURNOVERS

		Date	TO
1.	vs. Utah	1/17/74	33
2.	at Fresno State	2/28/81	32
3.	at New Mexico State	2/18/95	31
4.	at Long Beach State	1/8/94	29
	vs. Indiana State	11/25/72	29
	at Evansville	1/1/72	29
	vs. Wyoming	12/13/68	29
	vs. San José State	12/19/67	29
9.	at UNLV	1/10/87	28
	at UNLV	1/2/86	28
	at Wichita State	12/23/66	28

SINGLE-GAME OPPONENT TEAM RECORDS

POINTS

	Opponent	Date	Pts.
1.	vs. UNLV	1/2/85	142
2.	at Utah	2/12/66	127
3.	vs. UNLV	1/28/91	126
4.	at UNLV	1/9/91	124
	at UNLV	2/1/90	124
6.	at Wichita State	12/23/66	123
7.	at Brigham Young	12/19/87	121
8.	vs. Boston College	12/30/64	120
9.	at UC Irvine	1/8/87	118
	vs. Brigham Young	2/1/68	118

REBOUNDS

	Opponent	Date	Reb.
1.	at Brigham Young	1/6/68	77
2.	vs. Seattle	2/17/66	73
	at Utah	2/28/59	73
4.	at Washington	12/13/69	70
	at Notre Dame	2/15/69	70
6.	at Minnesota	12/19/64	69
7.	at Utah	2/3/68	68
	at Denver	1/18/68	68
9.	vs. San José State	12/19/67	67
10.	at New Mexico State	2/26/72	65

ASSISTS

	Opponent	Date	Ast.
1.	at UNLV	2/1/90	37
2.	at Fresno State	2/14/91	32
	at UNLV	1/10/89	32
4.	at Brigham Young	12/6/78	30
5.	vs. UNLV	1/28/91	29
	at UNLV	2/19/83	29
	vs. Utah	11/28/81	29
	at Brigham Young	12/27/80	29
9.	at UNLV	1/9/91	28
	at Brigham Young	12/19/87	28
	at Louisiana State	12/28/84	28

BLOCKS

	Opponent	Date	Blk.
1.	vs. UNLV	2/15/14	11
	at Nevada	1/13/10	11
3.	at Hawai'i	1/29/07	10
	at Fresno State	1/6/07	10
	vs. Simon Fraser	11/18/94	10
	at Brigham Young	12/27/80	10

STEALS

	Opponent	Date	Stl.
1.	at Cal State Fullerton	1/21/89	21
2.	at New Mexico State	2/18/95	18
	vs. New Mexico State	2/13/95	18
4.	at Cal State Northridge	2/12/04	16
	at Cal State Northridge	3/2/02	16
	at Long Beach State	1/8/94	16
	at Rutgers	1/19/93	16
	at UNLV	1/9/91	16
	vs. Cal State Northridge	12/2/89	16



SINGLE-GAME HIGHS / OVERTIMES



USU'S 100-POINT GAMES (97)

1959-60	W 103-72	at New Mexico
1960-61	W 110-88	Los Angeles State
1960-61	W 108-78	New Mexico
1961-62	W 105-91	Loyola (Calif.)
1962-63	W 101-57	San Diego State
1962-63	W 102-87	Michigan State
12/2/63	W 102-71	Fresno State
12/20/63	W 115-75	New Mexico State
1/25/64	W 105-90	Brigham Young
2/24/64	W 103-81	Montana
2/29/64	W 125-100	at American
12/1/64	W 107-60	Idaho State
12/14/64	W 101-80	Nevada
12/30/64	L 118-120	vs. Boston College
1/30/65	L 104-111	Utah
12/1/65	W 102-68	Montana State
1/27/66	W 109-97	Lasalle
12/9/66	W 112-66	Loyola (Calif.)
12/23/66	L 106-123	at Wichita State
12/27/66	W 107-88	at Xavier
1/14/67	W 124-96	Creighton
1/16/67	W 103-91	Seattle
1/26/67	W 106-64	Hawai'i
2/4/67	W 113-88	Brigham Young
12/11/67	W 116-88	Evansville
12/16/67	W 102-83	Wichita State
12/19/67	W 110-93	San José State
1/13/68	W 110-93	Seattle
2/1/68	L 103-118	Brigham Young
1/16/69	W 102-87	Denver
12/1/69	W 113-82	Pepperdine
12/8/69	W 125-108	St. Peter's
12/11/69	W 112-87	West Texas State
1/10/70	W 105-86	Seattle
1/17/70	W 106-98	Utah
2/3/70	W 111-68	at Portland
2/14/70	W 104-77	Denver
2/16/70	W 112-102	Arizona State
12/12/70	W 116-84	St. Francis
1/16/71	W 104-81	Seattle
1/21/71	W 102-92	at Utah
2/8/71	W 103-81	at Tulane
12/1/71	W 100-71	Augustana
12/9/71	W 100-82	West Texas State
2/21/72	W 100-76	Montana State
12/23/72	W 115-60	CS Fullerton
12/29/72	W 104-83	Louisiana State
12/30/72	W 102-82	Pacific
2/5/73	W 108-82	Seattle
12/15/73	W 102-93	vs. DePaul
2/2/74	W 121-84	Southern Mississippi
2/9/74	W 105-86	Tulane
1/13/75	W 102-87	Boise State
1/25/75	W 114-89	at Denver
12/28/75	W 105-87	vs. North Texas
1/29/76	W 100-90	Denver
1/4/77	W 110-89	CSU Bakersfield

1/29/77	W 103-84	Stanford
1/14/78	W 102-66	James Madison
2/25/78	W 113-87	at Portland State
12/10/79	W 113-95	Nevada
12/29/79	W 117-83	at New Mexico
1/5/80	W 101-59	Redlands
1/19/80	W 100-92	at Long Beach State
1/8/81	W 107-63	East Central Oklahoma
1/17/81	W 106-89	Pacific
2/7/81	L 110-117	at UC Irvine
2/14/81	W 105-91	Long Beach State
11/27/82	W 100-63	CS Northridge
11/26/84	W 100-77	CS Northridge
12/14/84	W 104-83	Weber State
1/2/85	L 140-142	UNLV
3/2/85	W 105-95	New Mexico State
2/6/86	W 119-95	Long Beach State
12/5/86	W 100-80	Grambling State
2/7/87	W 106-103	UC Irvine
12/19/87	L 112-121	at Brigham Young
12/22/87	W 107-93	at Weber State
1/30/88	W 114-85	San José State
2/13/88	W 102-83	UC Irvine
3/5/88	W 102-73	Pacific
12/3/88	W 106-93	Weber State
1/16/89	W 104-71	UC Irvine
1/2/91	W 111-88	UC Irvine
3/2/91	L 107-109	at UC Irvine
12/14/91	W 109-97	vs. Oral Roberts
12/11/93	W 109-71	Chadron State
2/11/95	W 103-71	CS Fullerton
2/13/95	L 100-104	New Mexico State
2/21/95	W 106-53	Cal Poly
11/26/95	W 103-86	at Hawai'i-Hilo
11/22/97	W 111-61	Southern Oregon
12/20/97	W 100-84	Long Island
2/28/98	W 102-76	North Texas
1/25/05	W 102-65	Lewis & Clark College
2/16/11	W 100-66	Montana Western
3/25/12	W 105-81	Oakland

Overall: 88-9

Home: 73-4

Away: 12-4

Neutral: 3-1

OPPONENTS' 100-POINT GAMES (63)

1955-56	L 80-110	Denver
1956-57	L 83-100	Montana State
2/29/64	W 125-100	at American
12/30/64	L 118-120	vs. Boston College
1/30/65	L 104-111	Utah
1/22/66	L 81-115	at Brigham Young
2/12/66	L 88-127	at Utah
2/26/66	L 81-100	at Denver
12/23/66	L 106-123	at Wichita State
12/9/67	L 90-102	Utah
1/6/68	L 98-104	at Brigham Young

1/18/68	L 80-100	at Denver
2/1/68	L 103-118	Brigham Young
2/3/68	L 92-106	at Utah
11/30/68	L 88-113	at Wyoming
1/9/69	L 89-107	at Utah
1/18/69	L 91-108	at Arizona State
1/25/69	L 82-113	at Brigham Young
2/15/69	L 82-108	at Notre Dame
12/8/69	W 125-108	St. Peter's
2/16/70	W 112-102	Arizona State
2/28/70	L 92-104	at New Mexico State
3/14/70	L 79-101	vs UCLA
12/19/70	L 83-111	at Brigham Young
1/22/72	L 82-101	at Brigham Young
2/5/72	L 92-102	New Mexico State
2/26/72	L 88-108	at New Mexico State
1/1/76	L 78-102	at Utah
1/25/79	L 85-101	at San José State
12/27/80	L 89-104	at Brigham Young
2/7/81	L 110-117	at UC Irvine
2/12/81	L 99-101	UC Irvine
2/26/81	L 91-101	at Pacific
1/28/82	L 78-100	at Pacific
2/20/82	L 72-104	at UC Irvine
2/19/83	L 78-111	at UNLV
12/28/84	L 84-103	at Louisiana State
1/2/85	L 140-142	UNLV
1/21/85	L 89-101	at Pacific
2/2/85	L 83-101	at UNLV
12/7/85	L 64-115	at Illinois
12/14/85	L 76-108	at Weber State
1/2/86	L 94-100	at UNLV
12/3/86	L 86-100	at Brigham Young
1/8/87	L 96-118	at UC Irvine
1/10/87	L 94-117	at UNLV
2/5/87	L 78-113	UNLV
2/7/87	W 106-103	UC Irvine
12/19/87	L 112-121	at Brigham Young
1/19/89	L 80-102	at UNLV
12/8/89	L 90-104	vs. Colorado
2/1/90	L 90-124	at UNLV
2/22/90	L 84-103	at New Mexico State
1/9/91	L 93-124	at UNLV
1/28/91	L 83-126	UNLV
2/14/91	L 86-107	at Fresno State
2/16/91	L 92-100	at Pacific
3/2/91	L 107-109	at UC Irvine
2/6/92	L 99-111	at CS Fullerton
1/19/93	L 93-113	at Rutgers
3/12/93	L 86-104	vs. UNLV
2/13/95	L 100-104	New Mexico State
1/26/08	L 70-100	at New Mexico State

Overall: 4-59

Home: 3-11

Away: 1-44

Neutral: 0-4

QUICK FACTS

OUTLOOK

AGGIE BIOS

COACHES

OPPONENTS

SEASON REVIEW

RECORDS

UNIVERSITY

Overtime Games (101)

3/12/60	W 73-72	vs. Villanova	11/23/85	W 87-84	at Utah	1/17/98	W 69-66	at UC Santa Barbara
3/11/63	L 75-79	vs. Arizona State	1/2/86	L 94-100	at UNLV (2OT)	2/26/98	W 84-82	New Mexico State
12/14/64	L 91-96	at Creighton (2OT)	1/9/86	W 82-76	CS Fullerton	1/16/99	L 65-66	UC Santa Barbara
2/7/64	W 77-73	at Montana State	2/27/86	L 92-98	at Long Beach State	12/29/99	W 68-65	San Diego
2/15/64	W 85-84	at Colorado State	12/22/86	W 93-88	vs. Fordham	11/19/00	L 76-80	vs. Austin Peay
12/30/64	L 118-120	vs. Boston College	1/15/87	L 91-94	Long Beach State	2/24/01	L 77-78	at Boise State
2/20/67	L 75-79	Texas Western (2OT)	1/22/87	W 96-95	CS Fullerton	3/15/01	W 77-68	vs. Ohio State
1/17/70	W 106-98	Utah	2/14/87	W 91-86	San José State	12/1/01	W 90-81	Brigham Young
1/24/70	W 68-63	at California	12/5/87	W 76-70	Utah (2OT)	1/15/03	L 73-75	at UC Irvine
12/27/71	W 95-94	Arkansas	12/19/87	L 112-121	at Brigham Young	3/13/03	W 89-83	vs. CS Fullerton
1/27/72	W 87-84	at Portland	3/2/89	W 95-94	at UC Irvine	2/19/04	W 77-72	UC Riverside
11/25/72	W 97-96	Indiana State	1/6/90	W 83-82	CS Fullerton	1/13/05	L 66-73	at Pacific (2OT)
1/4/73	W 91-87	at Southern Miss	1/18/90	W 72-70	at Pacific	11/19/05	W 72-67	at Oral Roberts
2/27/74	L 87-89	at Weber State (2OT)	2/16/91	L 92-100	at Pacific	1/07/06	L 96-99	at Fresno State (2OT)
3/5/75	W 72-70	at Weber State	12/10/91	W 74-72	at Utah	3/11/06	L 63-70	at Nevada
2/19/76	W 94-93	at Denver	1/30/92	L 80-85	UNLV	12/23/06	L 75-77	at Santa Clara
12/4/76	W 95-93	Brigham Young	2/6/92	L 99-111	at CS Fullerton	3/1/07	W 79-77	Nevada
2/19/77	L 78-88	at UC Santa Barbara	2/19/92	W 85-78	New Mexico State	12/31/08	W 90-85	Wyoming
12/10/77	L 79-84	at Weber State	1/26/93	L 79-80	at San José State	1/31/09	W 83-77	at Fresno State
1/5/78	L 76-83	Utah	2/13/93	W 77-75	at UC Santa Barbara	1/13/10	W 79-72	at Nevada
1/7/78	L 84-85	at Brigham Young (2OT)	12/29/93	L 69-73	vs. Wyoming	1/29/11	W 89-84	at Hawai'i (2OT)
11/28/78	L 81-84	at Utah	2/3/94	W 82-81	UNLV	11/22/11	L 55-58	at Texas A&M-CC
1/11/79	L 82-86	at Pacific (2OT)	2/10/94	W 79-77	at UC Irvine	11/18/12	W 80-78	at Santa Clara
2/15/79	L 88-92	at Long Beach State	2/17/94	W 80-76	Long Beach State	1/5/13	W 82-75	Idaho
11/30/79	W 91-84	Weber State	2/26/94	W 84-79	at Pacific	2/14/13	L 68-70	Denver
1/19/80	W 100-92	at Long Beach State	2/13/95	L 100-104	New Mexico State (2OT)	12/20/13	W 77-71	UC Santa Barbara
1/24/80	W 95-92	San José State	3/16/95	L 87-93	Illinois State	1/25/14	L 69-74	San Diego State
2/7/80	W 87-83	at UC Irvine	11/24/95	L 61-63	vs. Wichita State (2OT)	11/26/14	L 70-77	at UC Davis
2/7/81	L 110-117	at UC Irvine (2OT)	12/16/95	L 79-81	vs. Weber State	12/20/14	L 65-68	South Dakota State
1/6/83	L 77-89	UNLV	1/8/96	W 75-71	at Nevada	1/24/15	L 77-79	at UNLV
2/24/83	W 94-91	at UC Santa Barbara	1/13/96	W 73-71	Pacific (2OT)			
1/19/84	L 94-95	at New Mexico State	1/15/96	W 60-58	San José state	Overall: 55-46		
12/11/84	W 92-91	Brigham Young	3/10/96	L 75-76	vs. San José State	Home: 24-12		
1/2/85	L 140-142	UNLV (3OT)	1/9/97	W 73-60	at Boise State	Away: 26-27		
2/23/85	L 76-83	at San José State (2 OT)	2/6/97	L 71-77	at Pacific	Neutral: 4-7		
			1/15/98	W 91-88	at Cal Poly	Multiple OT: 3-13		





ALL-TIME HONORS



NATIONAL HONORS

ASSOCIATED PRESS ALL-AMERICANS

1965	Wayne Estes (first team)
1969	Marvin Roberts (HM)
1971	Marvin Roberts (HM)
2007	Jaycee Carroll (HM)
2008	Jaycee Carroll (HM)
2009	Gary Wilkinson (HM)
2011	Tai Wesley (HM)

BASKETBALL NEWS ALL-AMERICANS

1969	Marvin Roberts (third team)
2002	Tony Brown (HM)

CONVERSE ALL-AMERICANS

1965	Wayne Estes
------	-------------

UPI ALL-AMERICANS

1969	Marvin Roberts
1971	Marvin Roberts

HELMS ATHLETIC FOUNDATION

ALL-AMERICANS

1951	Bert Cook
1960	Cornell Green Max Perry
1961	Cornell Green
1964	Wayne Estes
1965	Wayne Estes
1967	Shaler Halimon
1969	Marvin Roberts
1970	Marvin Roberts
1971	Marvin Roberts

NAISMITH MEMORIAL BASKETBALL HALL OF FAME

1964	Ladell Andersen
1967	Wayne Estes

ACADEMIC ALL-AMERICANS

1964	Gary Watts
1980	Dean Hunger
1982	Larry Bergeson
1996	Eric Franson

NCAA POSTGRADUATE SCHOLARSHIP

1996	Eric Franson
------	--------------

BIG WEST CONFERENCE HONORS

BIG WEST DOUBLE-DECADE TEAM

Greg Grant (2nd)

BIG WEST PLAYER OF THE YEAR

1980	Dean Hunger
1986	Greg Grant
1995	Eric Franson

BIG WEST FRESHMAN OF THE YEAR

1983	Greg Grant
1989	Kendall Youngblood
1991	Bryon Ruffner
2005	Jaycee Carroll

BIG WEST COACH OF THE YEAR

1980	Rod Tueller (co-winner)
1995	Larry Eustachy
1998	Larry Eustachy
2000	Stew Morrill
2002	Stew Morrill

BIG WEST DEFENSIVE PLAYER OF THE YEAR

2001	Shawn Daniels
------	---------------

BIG WEST HUSTLE PLAYER OF THE YEAR

2003	Spencer Nelson
2004	Spencer Nelson
2005	Spencer Nelson

BIG WEST SIXTH MAN OF THE YEAR

2004	Nate Harris
------	-------------

ALL-BIG WEST (1979-2005)

1979	Dean Hunger (1st)
	Brian Jackson (2nd)
	Keith McDonald (2nd)
1980	Dean Hunger (1st)
	Brian Jackson (2nd)
	Rich McElrath (2nd)
1981	Brian Jackson (1st)
1983	Greg Grant (2nd)
1984	Greg Grant (2nd)
1985	Greg Grant (1st)
	Vince Washington (2nd)
1986	Greg Grant (1st)
1987	Kevin Nixon (2nd)
1988	Kevin Nixon (1st)
	Dan Conway (2nd)
1989	Reid Newey (1st)
1990	Kendall Youngblood (2nd)
1991	Kendall Youngblood (2nd)
1992	Kendall Youngblood (1st)
1993	Jay Goodman (2nd)
1994	Eric Franson (2nd)
1995	Eric Franson (1st)

	Corwin Woodward (2nd)
	Roddie Anderson (2nd)
1996	Eric Franson (1st)
	Silas Mills (2nd)
1997	Marcus Saxon (1st)
	Maurice Spillers (2nd)
1998	Marcus Saxon (1st)
	Kevin Rice (2nd)
1999	Donnie Johnson (2nd)
2000	Shawn Daniels (1st)
	Troy Rolle (1st)
2001	Shawn Daniels (1st)
	Bernard Rock (1st)
	Tony Brown (2nd)
2002	Tony Brown (1st)
	Desmond Penigar (1st)
2003	Desmond Penigar (1st)
2004	Mark Brown (1st)
	Cardell Butler (1st)
	Nate Harris (1st)
	Spencer Nelson (2nd)
2005	Nate Harris (1st)
	Spencer Nelson (1st)
	Jaycee Carroll (2nd)

BIG WEST ALL-TOURNAMENT

1979	Keith McDonald
	Dean Hunger
1981	Brian Jackson
1988	Dan Conway
	Kevin Nixon
1996	Justin Jones
	Silas Mills
	Antwan Smith
1997	Marcus Saxon
1998	Marcus Saxon (MVP)
	Kevin Rice
	Donnie Johnson
2000	Shawn Daniels (co-MVP)
	Troy Rolle (co-MVP)
2001	Bernard Rock (MVP)
	Shawn Daniels
	Cutis Bobb
2002	Tony Brown
	Desmond Penigar
2003	Desmond Penigar (MVP)
	Mark Brown
	Cardell Butler
2005	Jaycee Carroll (MVP)
	Nate Harris
	Spencer Nelson

BIG WEST ALL-FRESHMAN TEAM

1983	Greg Grant
1984	Reid Newey
1986	Gilbert Pete

1989	Kendall Youngblood
1991	Bryon Ruffner
	Eric Franson
1992	Nate Wickizer
1993	John Wickizer
1994	Jarobi Kemp
1999	Tony Brown
2003	Nate Harris
2005	Jaycee Carroll

BIG WEST PLAYER OF THE WEEK

1979	Dean Hunger
1980	Rich McElrath
	Dean Hunger
	Brian Jackson
1981	Brian Jackson
1982	Leo Cunningham
1983	Greg Grant
1984	Greg Grant (2)
1985	Vince Washington
	Greg Grant
1986	Greg Grant (2)
1988	Jeff Anderson
	Kevin Nixon
	Dan Conway
1989	Dan Conway
1990	Darrel White
1991	Kendall Youngblood (2)
	Jay Goodman
1992	Kendall Youngblood (2)
1993	Rod Hay
	Jay Goodman
1994	Nate Wickizer
1995	Eric Franson (3)
	Corwin Woodard
1997	Maurice Spillers
1998	Donnie Johnson
1999	Troy Rolle
	Donnie Johnson
2000	Shawn Daniels
	Tony Brown
2001	Tony Brown
	Shawn Daniels
	Curtis Bobb
2002	Desmond Penigar (3)
	Tony Brown
2003	Mark Brown
	Spencer Nelson
	Desmond Penigar
2004	Nate Harris (3)
	Mark Brown
	Spencer Nelson
2005	Nate Harris
	Spencer Nelson (3)

QUICK FACTS

OUTLOOK

AGGIE BIOS

COACHES

OPONENTS

SEASON REVIEW

RECORDS

UNIVERSITY

UTAH STATE CONFERENCE PLAYERS OF THE YEAR



DEAN HUNGER
1980 BIG WEST



GREG GRANT
1986 BIG WEST



ERIC FRANSON
1995 BIG WEST



JAYCEE CARROLL
2008 WAC



GARY WILKINSON
2009 WAC



TAI WESLEY
2011 WAC

WAC HONORS

WAC PLAYER OF THE YEAR

2008	Jaycee Carroll
2009	Gary Wilkinson
2011	Tai Wesley

ALL-WAC (2006-2013)

2006	Nate Harris (1st)
	Jaycee Carroll (2nd)
2007	Jaycee Carroll (1st)
2008	Jaycee Carroll (1st)
	Gary Wilkinson (2nd)
2009	Gary Wilkinson (1st)
	Jared Quayle (2nd)
2010	Jared Quayle (1st)
	Tai Wesley (1st)
2011	Tai Wesley (1st)
	Brockeith Pane (1st)
	Brian Green (2nd)
2012	Preston Medlin (1st)
2013	Spencer Butterfield (2nd)
	Jarred Shaw (2nd)

ALL-NEWCOMER TEAM (2006-2013)

2008	Gary Wilkinson
2009	Jared Quayle
2010	Nate Bendall
	Brian Green
2011	Brockeith Pane
2012	Kyisean Reed
2013	Spencer Butterfield
	Jarred Shaw

ALL-DEFENSIVE TEAM (2006-2013)

2010	Pooh Williams
2011	Tyler Newbold

WAC ALL-TOURNAMENT

2006	Nate Harris
2007	Jaycee Carroll
	Chaz Spicer
2008	Jaycee Carroll
2009	Gary Wilkinson (MVP)
	Jared Quayle
	Tai Wesley
2010	Jared Quayle
	Tai Wesley
2011	Brockeith Pane (MVP)
	Nate Bendall
	Tai Wesley

WAC PLAYER OF THE WEEK

2006	Jaycee Carroll
	Nate Harris
2007	Jaycee Carroll (2)
2008	Jaycee Carroll (3)
	Stephen DuCharme
2009	Gary Wilkinson (3)
	Jared Quayle
2010	Tai Wesley (3)
	Jared Quayle
2011	Tai Wesley (3)
	Brian Green
	Brady Jardine
2012	Brockeith Pane
	Preston Medlin
2013	Kyisean Reed
	Preston Medlin
	Spencer Butterfield (2)

MOUNTAIN WEST HONORS

ALL-MW (2014-PRES)

2014	Spencer Butterfield (HM)
	Jarred Shaw (HM)
2015	Jalen Moore (2nd)
	David Collette (3rd)
	Chris Smith (HM)
2016	Jalen Moore (3rd)
	Chris Smith (3rd)

MW PLAYER OF THE WEEK

2015	David Collette
2016	Chris Smith (2)



Spencer Butterfield led the WAC in free throw percentage in 2013, converting 83.5 percent.

NCAA STATISTICAL CHAMPION

MOST IMPROVED

1983 +15

REBOUND MARGIN

1994 +8.6
1997 +10.8

FIELD GOAL PERCENTAGE

2005 52.5
2008 51.4
2009 49.6

FREE THROW PERCENTAGE

2008 79.2

ASSIST-TO-TURNOVER RATIO

2010 1.63

BIG WEST STATISTICAL CHAMPION

TEAM

SCORING OFFENSE

1979 78.1
1980 86.3
1985 84.6

SCORING DEFENSE

1994 69.2
1995 68.9
2000 61.2
2001 57.6
2002 58.1
2003 60.0
2004 58.1
2005 57.8

SCORING MARGIN

1995 9.8
2001 13.1
2002 8.9
2003 6.6
2004 11.2
2005 14.6

FIELD GOAL PERCENTAGE

1979 .510
1983 .502
1988 .499
1989 .486
1995 .504
1996 .472
2001 .485
2003 .463
2004 .509
2005 .525

THREE-POINT FIELD GOAL PERCENTAGE

1998 .429
2004 .401
2005 .391

FREE THROW PERCENTAGE

1980 .762
1989 .737
1990 .712
1993 .711
1994 .702

REBOUNDING

1981 38.0
1982 36.9
1992 39.8
1995 40.9
1996 39.5
1997 37.4
1998 35.6

INDIVIDUAL

SCORING

1986 Greg Grant 22.6
1995 Eric Franson 18.4

REBOUNDS

1997 Maurice Spillers 8.3
2003 Spencer Nelson 7.4

ASSISTS

1980 Rich McElrath 6.4
2004 Mark Brown 4.9

BLOCKED SHOTS

1987 Gilbert Pete 1.8
2001 Shawn Daniels 1.7

STEALS

1986 Greg Grant 2.4
1993 Jay Goodman 3.8

FIELD GOAL PERCENTAGE

1980 Dean Hunger .606
2004 Nate Harris .677
2005 Nate Harris .652

THREE-POINT FIELD GOAL PERCENTAGE

1996 Justin Jones .467
1998 Justin Jones .496
2004 Mark Brown .439
2005 Jaycee Carroll .476

THREE-POINT FIELD GOALS MADE

1989 Reid Newey 3.5

FREE THROW PERCENTAGE

1980 Rich McElrath .848
1984 Vince Washington .841
1985 Vince Washington .856
1991 Bryon Ruffner .837
1992 Jay Goodman .891
1993 Jay Goodman .854
1994 Jarobi Kemp .835

WAC STATISTICAL CHAMPION

TEAM

FIELD GOAL PERCENTAGE

2006 .498
2008 .514
2009 .496
2010 .488
2011 .470

FIELD GOAL PERCENTAGE DEFENSE

2009 .419
2010 .405
2011 .383

THREE-POINT FIELD GOAL PERCENTAGE

2006 .401
2008 .401
2010 .414

DEFENSIVE THREE-POINT FG PERCENTAGE

2010 .322
2011 .302

FREE THROW PERCENTAGE

2006 .722
2007 .780
2008 .792
2010 .758

ASSISTS

2006 17.25
2009 16.17
2010 16.69
2011 14.71

SCORING DEFENSE

2008 68.1
2009 62.0
2010 59.9
2011 58.7
2012 64.9

SCORING MARGIN

2009 +10.4
2010 +13.2
2011 +13.4

REBOUND MARGIN

2010 +6.0
2011 +7.6
2013 +8.5

INDIVIDUAL

SCORING

2007 Jaycee Carroll 21.3
2008 Jaycee Carroll 22.4

FREE THROW SHOOTING

2007 Jaycee Carroll .888
2008 Jaycee Carroll .919
2013 Spencer Butterfield .835

THREE-POINT FIELD GOAL PERCENTAGE

2007 Jaycee Carroll .432
2008 Jaycee Carroll .498
2010 Brian Green .500
2011 Brian Green .469

FIELD GOAL PERCENTAGE

2012 Kyiesean Reed .614

ASSISTS

2008 Kris Clark 6.4

ASSIST-TO-TURNOVER RATIO

2007 Kris Clark 2.21
2009 Tyler Newbold 3.96
2010 Jared Quayle 2.57

MOUNTAIN WEST STATISTICAL CHAMPION

TEAM

THREE-POINT FIELD GOAL PERCENTAGE

2014 .406
2015 .394

DEFENSIVE THREE-POINT FG PERCENTAGE

2015 .297

REBOUND MARGIN

2014 +5.8

ASSISTS

2014 15.94

INDIVIDUAL

THREE-POINT FIELD GOAL PERCENTAGE

2014 Spencer Butterfield .460
2016 Chris Smith .450

Field Goal Percentage

2015 David Collette .591



Tyler Newbold led the WAC in assist-to-turnover ratio, averaging 3.96 in 2009.

QUICK FACTS

OUTLOOK

AGGIE BIOS

COACHES

OPONENTS

SEASON REVIEW

RECORDS

UNIVERSITY



Desmond Penigar is the last Utah State Aggie to play for a team in the NBA. Penigar played 10 games for the Orlando Magic in 2004, averaging 3.2 points and 2.4 rebounds per game.

AGGIES IN THE NBA

Bert Cook
New York, 1955
37 games, 3.2 ppg., 1.9 rpg.

Patrick Dunn
Philadelphia, 1958
28 games, 2.5 ppg., 1.1 rpg.

Shaler Halimon
Philadelphia, 1969
Chicago, 1970-71
Atlanta, 1972
Dallas, 1973
170 games, 6.7 ppg., 3.4 rpg.

Ariel Maughan
Detroit, 1947
Providence, 1948
St. Louis, 1948-50
Washington, 1951
259 games, 7.9 ppg., 4.0 rpg.

Marvin Roberts
Los Angeles, 1977
28 games, 2.1 ppg., 0.9 rpg.

Nathaniel Williams
Cincinnati, 1972
Kansas City-Omaha, 1973-75
New Orleans, 1976-78
Golden State, 1978-79
642 games, 12.0 ppg., 3.8 rpg.

Desmond Penigar
Orlando, 2004
10 games, 3.2 ppg., 2.4 rpg.

AGGIES IN THE ABA

Lawrence Bunce
Anaheim, 1968
Denver, Dallas, 1969
129 games, 8.9 ppg., 6.4 rpg.

Hal Hale
Houston, 1968
72 games, 5.0 ppg., 2.9 rpg.

Marvin Roberts
Denver, 1972-74
Kentucky, 1975-76
374 games, 8.8 ppg., 4.1 rpg.

AGGIES IN THE NBA DRAFT

(Round if available)

1952
Bert Cook, New York
1953
Darrell Tucker, Milwaukee
Bill Hull, Syracuse
1954
Bill Hull, Rochester
1956
Pat Dunn, New York
1960
Jerry Schofield, New York (16)
1962
Cornell Green, Chicago (5)
1964
Troy Collier, Los Angeles (6)
1965
Leroy Walker, St. Louis (9)
1967
Larry Bunce, Seattle (4)
1968
Shaler Halimon (1)
Jimmy Smith, Seattle (9)
1971
Marvin Roberts, Detroit (3)
Nate Williams, Cincinnati (hardship)
1975
Jim Moore, Seattle (4)
Rich Haws, Seattle (9)
1976
Ed Gregg, Los Angeles (8)
1978
Mike Santos, Buffalo (3)
1979
Keith McDonald, Utah (8)
1980
Dean Hunger, Houston (4)
1981
Brian Jackson, Portland (2)
1982
Leo Cunningham, Portland (6)
1986
Greg Grant, Detroit (6)



Utah State was ranked as high as No. 19 in the AP Poll during the 2010-11 season when the Aggies finished 30-4 overall and 15-1 in the WAC. USU faced Kansas State in the NCAA Tournament, falling 73-68.

UTAH STATE IN THE AP POLL

DATE	RANK	RESULT	OPPONENT
1/9/60	17th	W 73-61	at Utah
1/15/60	12th	W 88-60	Wyoming
1/16/60	12th	W 73-65	Colorado State
1/23/60	9th	W 83-75	at Montana
1/29/60	9th	W 84-53	BYU
2/5/60	9th	W 99-69	Denver
2/6/60	9th	W 86-59	New Mexico
2/13/60	7th	W 75-64	at BYU
2/19/60	7th	L 60-68	at Colorado St.
2/20/60	7th	W 81-67	at Wyoming
2/25/60	8th	W 89-63	Montana
2/27/60	8th	L 75-77	Utah
3/3/60	10th	W 103-72	at New Mexico
3/5/60	10th	W 76-71	at Denver
3/12/60	8th	W 73-72 ot	vs. Villanova
3/19/60	8th	W 99-83	vs. St. Bonaventure
3/20/60	8th	L 62-68	vs. Providence
12/13/60	14th	W 67-62	vs. Georgia Tech
12/16/60	14th	W 74-65	New Mexico State
2/26/70	20th	W 83-73	at West Texas St.
2/28/70	20th	L 92-104	at New Mexico St.
3/4/70	18th	W 86-73	at BYU
3/7/70	18th	W 91-81	vs. UTEP
3/12/70	16th	W 69-68	vs. Santa Clara
3/14/70	16th	L 79-101	vs. UCLA
12/1/70	12th	W 95-89	Ohio State
12/2/70	12th	L 78-81	West Texas State
12/5/70	12th	W 94-77	Utah
12/7/70	12th	W 66-64	UC Santa Barbara
12/10/70	16th	W 80-74	Gonzaga
12/12/70	16th	W 116-84	St. Francis
12/19/70	15th	L 83-111	at BYU
12/21/70	15th	W 92-69	Fresno State
12/29/70	19th	W 84-78	vs. Wichita State
12/30/70	19th	W 97-81	vs. LSU
1/9/71	15th	W 82-73	Denver
1/11/71	15th	W 86-70	at Montana State
1/14/71	17th	W 90-67	Portland

1/16/71	17th	W 104-81	Seattle
1/23/71	12th	W 72-70	BYU
1/25/71	12th	W 82-74	Long Island
1/30/71	9th	L 72-76	at Air Force
2/1/71	9th	W 98-68	Montana State
2/6/71	13th	L 90-93	at New Mexico St.
2/8/71	13th	W 103-81	at Tulane
2/13/71	19th	W 99-85	at Seattle
2/15/71	19th	L 74-96	at Denver
2/23/71	16th	L 62-63	Weber State
2/27/71	16th	W 77-67	New Mexico State
3/13/71	16th	L 82-91	BYU
2/5/04	24th	W 57-43	Cal Poly
2/7/04	24th	W 63-54	UC Santa Barbara
2/12/04	19th	W 69-47	at CS Northridge
2/14/04	19th	L 60-64	at Pacific
2/26/04	24th	W 67-47	at Long Beach St.
2/28/04	24th	W 59-56	at UC Irvine
3/5/04	23rd	W 64-60	at Idaho
3/12/04	22nd	L 62-63	vs. CS Northridge
3/17/04	25th	L 74-85	Hawai'i
2/5/09	25th	W 78-59	New Mexico State
2/7/09	25th	W 60-52	Louisiana Tech
2/12/09	21st	W 62-53	at Idaho
2/14/09	21st	L 56-66	at Boise State
2/2/11	22nd	W 67-45	Nevada
2/5/11	22nd	W 77-49	Boise State
2/9/11	21st	L 56-64	at Idaho
2/12/11	21st	W 71-55	Fresno State
2/16/11	25th	W 100-66	Montana Western
2/19/11	25th	W 75-65	at Saint Mary's
3/2/11	25th	W 58-54	at New Mexico St.
3/5/11	25th	W 72-30	at Louisiana Tech
3/11/11	23rd	W 58-54	vs. San José State
3/12/11	23rd	W 77-69	vs. Boise State
3/17/11	19th	L 68-73	vs. Kansas State

2/5/09	25th	W 78-59	New Mexico State
2/7/09	25th	W 60-52	Louisiana Tech
2/12/09	21st	W 62-53	at Idaho
2/14/09	21st	L 56-66	at Boise State
2/2/11	22nd	W 67-45	Nevada
2/5/11	22nd	W 77-49	Boise State
2/9/11	21st	L 56-64	at Idaho
2/12/11	21st	W 71-55	Fresno State
2/16/11	25th	W 100-66	Montana Western
2/19/11	25th	W 75-65	at Saint Mary's
3/2/11	25th	W 58-54	at New Mexico St.
3/5/11	25th	W 72-30	at Louisiana Tech
3/11/11	23rd	W 58-54	vs. San José State
3/12/11	23rd	W 77-69	vs. Boise State
3/17/11	19th	L 68-73	vs. Kansas State

Overall Record as AP Ranked Team: 56-18 (.757)

NATIONAL RANKINGS

UTAH STATE RANKING IN FINAL AP POLLS

1960	8th
1962	18th
1970	16th

UTAH STATE RANKING IN FINAL COACHES' POLLS

1960	7th
1962	19th
1964	15th
1967	14th
1970	17th
1975	13th
1978	17th
2011	25th





NATIONAL POLLS



UTAH STATE VS AP RANKED TEAMS

DATE	RANK	RESULT	OPPONENT
2/5/49	12th	L 58-64	Utah
2/7/49	12th	L 42-61	at Utah
2/18/49	19th	L 55-66	Wyoming
2/19/49	19th	L 31-45	Wyoming
2/25/49	16th	L 52-62	at Utah
2/26/49	16th	L 40-58	Utah
3/5/49	12th	L 44-63	at Wyoming
3/7/49	12th	L 44-65	at Wyoming
1/3/50	20th	L 45-70	at Kansas State
1/28/50	14th	W 43-36	Wyoming
1/30/50	14th	L 28-32	Wyoming
12/29/50	14th	L 49-69	vs. Wyoming
2/2/51	12th	L 57-83	at BYU
2/3/51	12th	L 42-51	at BYU
12/29/53	8th	L 61-88	at Illinois
1/14/55	9th	L 55-88	at Utah
1/28/55	7th	W 62-60	Utah
12/11/56	14th	L 59-66	Seattle
12/23/57	5th	L 64-92	at Kentucky
1/11/58	19th	L 57-81	at Utah
1/9/60	5th	W 73-61	at Utah
2/27/60	5th	L 75-77	Utah
3/12/60	17th	W 73-72 ot	vs. Villanova
3/19/60	9th	W 99-83	vs. St. Bonaventure
3/20/60	14th	L 62-68	vs. Providence
12/23/61	6th	L 72-74	USC
12/28/62	7th	W 78-65	vs. USC
3/11/63	4th	L 75-79 ot	vs. Arizona State
12/19/64	4th	L 69-88	at Minnesota
12/23/64	5th	L 71-86	at San Francisco
12/2/67	5th	L 55-84	at Kansas
12/30/67	4th	L 66-85	vs. Tennessee
12/20/68	11th	L 61-67	Kansas
1/31/70	12th	W 91-84	Houston
2/7/70	6th	L 90-95	New Mexico State
2/28/70	5th	L 92-104	at New Mexico St.
3/14/70	2nd	L 79-101	vs. UCLA
12/30/70	18th	W 97-81	vs. LSU
12/6/71	5th	L 60-71	at Ohio State
12/22/71	7th	L 84-87	BYU
1/22/72	13th	L 82-101	at BYU
12/16/72	17th	L 80-88	at BYU
1/20/73	19th	L 69-79	BYU

12/20/76	16th	L 71-79	at Indiana
12/29/76	8th	L 68-88	at UCLA
1/1/77	19th	L 78-102	at Utah
12/23/77	17th	W 73-71	at Utah
12/22/79	18th	L 84-89	BYU
2/12/80	13th	L 83-84	at BYU
12/6/80	19th	L 79-82	BYU
12/27/80	20th	L 89-104	at BYU
2/27/82	14th	L 61-73	Fresno State
1/6/83	11th	L 77-89 ot	UNLV
2/19/83	1st	L 78-11	at UNLV
1/14/84	14th	L 88-93	UNLV
2/9/84	4th	L 75-97	at UNLV
3/9/84	13th	L 78-91	vs. UNLV
12/28/84	18th	L 71-103	at LSU
2/2/85	16th	L 83-100	at UNLV
12/7/85	12th	L 64-115	at Illinois
1/2/86	13th	L 94-100 2ot	at UNLV
2/1/86	10th	L 79-87	UNLV
11/30/86	17th	L 82-84	vs. North Carolina St.
1/10/87	1st	L 94-117	at UNLV
2/5/87	1st	L 78-113	UNLV
1/19/88	8th	L 83-87	UNLV
2/18/88	11th	L 74-94	at UNLV
1/19/89	10th	L 80-102	at UNLV
1/25/89	13th	L 68-94	UNLV
2/1/90	12th	L 90-124	at UNLV
2/22/90	24th	L 84-103	at New Mexico St.
3/1/90	2nd	L 82-84	UNLV
1/9/91	1st	L 93-124	at UNLV
1/26/91	23rd	L 66-86	at New Mexico St.
1/28/91	1st	L 83-126	UNLV
2/21/91	15th	L 75-83	New Mexico State
1/30/92	21st	L 80-85 ot	UNLV
3/3/92	6th	L 53-65	at UNLV
1/30/93	10th	L 78-87	UNLV
2/27/93	13th	L 86-94	at UNLV
3/12/93	19th	L 86-104	vs. UNLV
12/3/91	13th	L 62-71	Utah
12/10/91	10th	W 74-72	at Utah
1/30/92	21st	L 80-85	UNLV
3/3/92	6th	L 53-65	at UNLV
2/5/94	23rd	W 69-68	New Mexico State
12/9/95	14th	L 43-59	at Utah

11/26/96	4th	L 41-60	Utah
12/10/97	9th	L 55-71	at Utah
3/12/98	20th	L 68-82	vs. Maryland
11/18/98	9th	W 62-54	Utah
11/22/99	7th	L 58-60	vs. Florida
3/17/00	20th	L 67-75	vs. Connecticut
12/6/00	22nd	W 58-57	Utah
3/17/01	15th	L 50-75	vs. UCLA
3/20/03	6th	L 61-64	vs. Kansas
2/12/05	24th	L 63-64	Pacific
3/12/05	18th	W 65-52	vs. Pacific
3/17/05	9th	L 53-66	vs. Arizona
2/25/06	25th	L 57-75	Nevada
3/11/06	21st	L 63-70ot	at Nevada
3/16/06	17th	L 61-75	vs. Washington
3/1/07	10th	W 79-77 ot	Nevada
3/9/07	10th	W 79-77	vs. Nevada
3/20/09	24th	L 57-58	vs. Marquette
3/19/10	23rd	L 53-69	vs. Texas A&M
11/17/10	23rd	L 72-78	at BYU
12/4/10	14th	L 51-68	at Georgetown
3/17/11	21st	L 68-73	vs. Kansas State
12/31/11	15th	L 64-66	at Mississippi St.
1/25/14	7th	L 69-74 ot	San Diego St.
2/18/14	6th	L 45-60	at San Diego St.
2/25/14	25th	L 58-67	at New Mexico
3/13/14	8th	L 39-73	vs San Diego St.

Utah State vs. Associated Press Ranked Teams

USU vs. Ranked Teams: 16-97 (.142)

USU vs. No. 1: 0-5 (.000)

USU vs. Top Five: 1-21 (.045)

USU vs. Top 10: 9-29 (.237)

(NOTE: AP Polls from 1962-68 included only 10 teams.)



TEAM RECORDS



UTAH STATE'S LARGEST MARGINS OF VICTORY

POINTS	SCORE	OPPONENT	DATE
76	92-16	Kurley Kilowatts	1938-39
69	80-11	Lincoln Athletic Club	1924-25
68	84-16	Weber HS	1913-14
64	82-18	Armour Creamery	1930-31
59	83-24	Ft. Douglas	1942-43
59	78-19	Combined Teams	1932-33
56	99-43	WESTERN STATE	12/15/01
55	115-60	CAL STATE FULLERTON	12/23/72
53	106-53	CAL POLY	2/21/95
53	75-22	Cache All-Starts	1912-13
52	69-17	Oneida Stake Academy	1916-17
51	98-47	Eastern Washington	1953-54
51	60-9	38th Infantry	1929-30
50	79-29	MONTANA TECH	12/9/00
50	111-61	SOUTHERN OREGON	11/22/97
50	66-16	Idaho College	1926-27
50	79-29	Weber Junior College	1944-45
47	107-60	IDAHO STATE	12/1/64
47	65-18	Branch Ag College	1913-14
46	98-52	CHAMINADE	12/18/95
46	112-66	LOYOLA MARYMOUNT	12/9/66
45	87-42	LOYOLA MARYMOUNT	12/30/04
45	88-43	ALBANY	12/29/00
45	87-42	DESERET NEWS	1930-31
45	74-29	Brigham Young College	1919-20
44	98-54	HAWAI'I	1/11/10
44	107-63	E. CENTRAL OKLAHOMA	1/8/81
44	101-57	SAN DIEGO STATE	1962-63
43	111-68	at Portland	2/3/70
43	74-31	MONTANA	1913-14
42	72-30	at Louisiana Tech	3/5/11
42	93-51	WESTERN STATE	12/18/99
42	101-59	REDLANDS	1/5/80
42	116-84	ST. FRANCIS	12/12/70
42	106-64	HAWAI'I	1/26/67
41	80-39	TROY	12/23/11
41	63-22	Weber Junior College	1944-45
40	89-49	SOUTHERN UTAH	11/28/09
40	85-45	HOWARD	12/29/08
40	97-57	CAL POLY	11/29/08
40	95-55	MIDWESTERN STATE	12/3/77
40	115-75	NEW MEXICO STATE	12/20/63
40	55-15	Preston Athletic Club	1921-22
39	50-11	Montana State	1918-19
39	58-19	Oneida Stake Academy	1917-18
38	80-42	at Idaho	2/15/06
38	87-49	UC IRVINE	2/26/05
38	84-46	LONG BEACH STATE	1/31/04
38	109-71	CHADRON STATE	12/11/93
38	68-30	Montana State	1944-45
38	66-28	Weber Junior College	1938-39
37	76-39	FRESNO STATE	3/1/10
37	83-46	IDAHO STATE	12/1/06
37	102-65	LEWIS & CLARK COLLEGE	11/26/05
37	87-50	UC IRVINE	2/15/98
37	100-63	CS NORTHRIDGE	11/27/82
37	121-84	SOUTHERN MISS	2/2/74
37	74-37	Montana State	1935-36
37	60-23	Utah	1924-25
37	78-41	Oneida Stake Academy	1913-14
36	78-42	WESTERN OREGON	12/29/09
36	102-66	JAMES MADISON	1/14/78
36	65-29	Texaco Oil	1932-33
36	55-19	BYU	1922-23

UTAH STATE'S LARGEST MARGINS OF DEFEAT

POINTS	SCORE	OPPONENT	DATE
54	82-28	Southern California	1925-26
54	69-15	Utah	1909-10
51	115-64	at Illinois	12/7/85
51	65-14	Brigham Young College	1906-07
48	55-7	LDS College	1906-07
45	58-13	Brigham Young College	1908-09
44	69-25	Montana State	1928-29
43	126-83	UNLV	1/28/91
43	73-30	Utah	1936-37
43	57-14	YMCA	1909-10
39	127-88	at Utah	2/12/66
39	73-34	Stanford	1935-36
38	52-14	Faculty	1916-17
37	81-44	at Colorado State	1960-61
36	92-56	vs. San José State	3/7/85
36	82-46	CCNY	1947-48
35	77-42	at Utah	12/7/99
35	113-78	UNLV	2/5/87
34	73-39	vs San Diego State	3/13/14
34	124-90	at UNLV	2/1/90
34	115-81	at BYU	1/22/66
33	85-52	at Duke	11/29/15
33	111-78	at UNLV	2/19/83
33	88-55	Utah	1954-55
33	40-7	Brigham Young College	1907-08
33	44-11	BYU	1906-07
32	103-71	at LSU	12/28/84
32	180-76	at Weber State	12/24/85
32	104-72	at UC Irvine	2/20/82
32	66-34	BYU	1940-41
31	124-93	at UNLV	1/9/91
31	113-82	at BYU	1/30/69
31	80-49	Western Kentucky	1947-48
31	35-4	Brigham Young College	1903-04
31	64-33	Stanford	1940-41
30	100-70	at New Mexico State	1/26/08
30	90-60	at Colorado State	2/17/69
30	110-80	Denver	1955-56
30	92-62	BYU	1955-56
30	69-39	Wyoming	1951-52
30	62-32	Colorado	1944-45
30	54-24	BYU	1941-42
29	84-55	at Kansas	12/2/67
29	78-49	at Oregon	1957-58
29	83-54	Denver	1948-49
28	111-83	at BYU	12/19/70
28	92-64	at Kentucky	1957-58
28	46-18	Colorado	1938-39
27	93-66	at Long Beach State	1/29/87
27	64-37	BYU	1944-45
26	89-63	at New Mexico State	2/27/98
26	94-68	UNLV	1/25/89
26	83-57	at Weber State	12/4/82
26	90-64	vs. UC Irvine	3/3/82
26	94-68	vs. San José State	2/29/79
26	83-57	BYU	1950-51
26	55-29	Utah	1947-48
26	40-24	Montana State	1926-27
25	90-75	at Nevada	2/25/95
25	91-66	at UC Santa Barbara	1/4/90
25	86-61	at Weber State	12/12/81
25	99-74	at Utah	12/16/80
25	113-88	at Wyoming	11/30/68
25	70-45	Kansas State	1949-50
25	69-44	Utah	1945-46
25	62-37	Montana State	1929-30
25	42-17	Brigham Young College	1915-16

QUICK FACTS

OUTLOOK

AGGIE BIOS

COACHES

OPPONENTS

SEASON REVIEW

RECORDS

UNIVERSITY

Utah State's All-Century Basketball Team was announced during the 2004-05 season and has players from six different decades listed.

WAYNE ESTES (1963-65) - First-team Associated Press All-American (1965)... Third-leading scorer in school history with 2,001 points and the fourth-leading rebounder (893)... Holds school records for career points per game (26.7), free throws made in a career (469), consecutive 10-point games (64), points in a season (821), points per game in a season (33.7), points in a game (52) and rebounds in a game (28).

TONY BROWN (1999-2002) - Basketball News honorable mention All-American (2002)... First-team all-Big West (2002)... Second-team all-Big West (2001)... Big West Tournament team (2002)... Big West all-Freshman team (1999)... Ninth leading scorer in USU history with 1,564 points.

BERT COOK (1950-52) - Drafted by New York in 1952... Scored 1,133 career points to rank 25th in USU history... Was USU's leading scorer in the 1950s.

ERIC FRANSON (1991, 94-96) - Academic All-American (1996)... Big West Player of the Year (1995)... Two-time first-team all-Big West (1995, 96)... Second-team all-Big West (1994)... Big West all-Freshman team (1991)... Led the Big West in scoring in 1995 (18.4)... Ranks 10th on the USU career scoring list with 1,545 points.

GREG GRANT (1983-86) - Big West Player of the Year (1986)... Big West Freshman of the Year (1983)... Two-time first-team all-Big West (1985, 86)... Two-time second-team all-Big West (1983, 84)... Big West all-Freshman Team (1983)... Led the Big West in scoring (22.6) and steals (2.4) in 1986... USU's all-time steals leader (226), while ranking second in scoring (2,127) and rebounding (1,003).

CORNELL GREEN (1960-62) - Two-time All-American (1960, 61)... USU career rebounding leader (1,067)... Fifth-leading scorer in Aggie history with 1,890 points... His 745 points in 1962 is the fourth-best scoring season in school history.

SHALER HALIMON (1967-68) - The 17th leading scorer in USU history with 1,284 points in just two years... His 25.2 career scoring average is second in school history... His 47 points in a game ranked third in school history.

DEAN HUNGER (1977, 79-80) - Academic All-American (1980)... Big West Player of the Year (1980)... Two-time all-Big West first-team (1979, 80)... Big West all-tournament team (1979)... Two-time Big West Player of the Week... Ranks 13th on the USU career scoring list with 1,472 points and 17th on the rebounding list with 649.

BRIAN JACKSON (1979-81) - First-team all-Big West (1981)... Two-time second-team all-Big West (1979, 80)... Big West all-tournament team (1981)... Fourth leading scorer in school history with 1,903 points and ranks seventh all-time in rebounding (840).

BOB LAURISKI (1971-73) - Scored 1,266 points to rank 19th on the USU career scoring list... Ranks 11th on the school rebounding list with 720.

JIMMY MOORE (1973-75) - The 24th ranked scorer in USU history with 1,164 points... Is also 16th on the school's all-time rebounding chart with 652... Recorded 30 consecutive double-figure scoring games... Had 29 double-doubles in his career.


SPENCER NELSON (1999, 2003-2005) - First-team all-Big West (2005)... Three-time Big West Hustle Player of the Year (2003, 04, 05)... Second-team all-Big West (2004)... Ranks eighth all-time at USU in rebounding (800) and 18th in scoring (1,283).

MARVIN ROBERTS (1969-71) - The sixth-leading scorer in USU history with 1,844 points... Ranks third on the USU rebounding chart with 997... His 12.8 career rebounding average is a school record... Is the USU leader in double-doubles (54), double-figure rebound games (55)... Earned All-American honors as a sophomore, junior and senior.

MARCUS SAXON (1997-98) - Two-time first-team all-Big West (1997, 98)... Big West Tournament MVP (1998)... Two-time Big West Tournament team (1997, 98).

NATE WILLIAMS (1970-71) - The 28th leading scorer in USU history with 1,080 points in two years... Scored 45 points in a single game to tie for the fifth-best scoring game in school history... Pulled down 22 rebounds in one game to rank 10th on that list.


KENDALL YOUNGBLOOD (1989-92) - Big West Freshman of the Year (1989)... First-team all-Big West (1992)... Two-time second-team all-Big West (1990, 91)... Big West all-Freshman team (1989)... The seventh-leading scorer in USU history with 1,774 points.



WAYNE ESTES - MVP
1963-65




TONY BROWN
1999-2002




BERT COOK
1950-52




ERIC FRANSON
1991, 1994-96



GREG GRANT
1983-86



CORNELL GREEN
1960-62



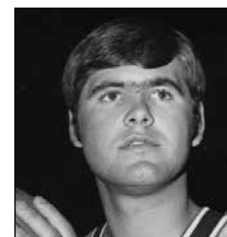
SHALER HALIMON
1967-68




DEAN HUNGER
1977, 1979-80



BRIAN JACKSON
1979-81



BOB LAURISKI
1971-73



JIMMY MOORE
1973-75



SPENCER NELSON
1999, 2003-05




MARVIN ROBERTS
1969-71



MARCUS SAXON
1997-98



NATE WILLIAMS
1970-71



KENDALL YOUNGBLOOD
1989-92

**Coach: George Peter Campbell
(1904, 1906-07)
6-15, .286 (Three Seasons)**

1903-04

Record: 2-2

Brigham Young College	L	4	35
Ft. Douglas	W	18	9
Deaf and Dumb	W	24	8
Weber Stake Academy	L	13	14

1904-05

No competition.

1905-06

Record: 2-7

Brigham Young College	L	9	23
Weber Stake Academy	L	8	12
Deaf & Blind School	L	19	22
LDS College	L	14	17
Brigham Young College	W	10	6
BYU	L	14	21
LDS College	L	14	26
BYU	L	11	19
Weber Stake Academy	W	12	6

1906-07

Record: 2-6

Brigham Young College	L	4	11
Weber Stake Academy	W	21	19
Weber Stake Academy	W	19	18
Brigham Young College	L	14	65
LDS College	L	7	55
BYU	L	11	44
LDS College	L	6	26
BYU	L	12	23

**Coach: George A. Walker
(1908)
0-8, .000 (One Season)**

1907-08

Record: 0-8

BYU	L	16	29
Brigham Young College	L	7	40
YMCA	L	19	34
LDS College	L	12	33
BYU	L	19	43
Brigham Young College	L	11	32
LDS College	L	16	24
Brigham Young College	L	18	27

**Coach: Clayton T. Teetzel
(1909-14)
23-33, .411 (Six Seasons)**

1908-09

Record: 1-8

Brigham Young College	L	18	42
LDS College	L	16	34
Weber Stake Academy	W	34	22
Utah	L	13	32
LDS College	L	18	40
BYU	L	11	37
Brigham Young College	L	13	58
Utah	L	18	37
BYU	L	13	37

1909-10

Record: 3-7

Salt Lake High School	L	17	26
BYU	L	20	46
Brigham Young College	W	26	16
LDS College	L	21	23
Brigham Young College	W	29	21
YMCA	L	14	57
Utah	L	15	69
BYU	L	31	47
LDS College	W	19	14
Utah	L	21	38

1910-11

Record: 2-4

Fielding (Idaho) High School	W	44	11
Brigham Young College	W	45	25
BYU	L	19	29
Utah	L	22	26
Utah	L	33	46
BYU	L	21	37

1911-12

Record: 2-6

Oneida Stake Academy	W	48	12
Oneida Stake Academy	W	50	26
Utah	L	17	40
BYU	L	17	36
BYU	L	16	37
Brigham Young College	L	13	24
Utah	L	9	21
Brigham Young College	L	14	35

1912-13

Record: 5-4

Oneida Stake Academy	L	27	44
Cache All-Stars	W	75	22
Oneida Stake Academy	L	23	27
LDS College	L	28	32
Brigham Young College	W	35	30
BYU	L	23	33
Utah	W	31	20
BYU	W	29	20
Utah	W	34	20

1913-14

Record: 10-4

Salt Lake High School	W	60	26
BCH	W	43	10
Oneida Stake Academy	W	78	41
Montana State	W	59	33
Utah	W	41	23
Montana	W	74	31
Branch Agriculture College	W	65	18
Brigham Young College	L	17	21
Oneida Stake Academy	W	48	29
Utah	L	27	37
BYU	L	21	41
Brigham Young College	W	39	29
BYU	L	19	38
Weber High School	W	84	16

**Coach: Joseph K. Jensen
(1915-19)
30-17, .638 (Five Seasons)**

1914-15

Record: 1-5

Brigham Young College	L	26	38
Utah	L	15	24
BYU	L	21	29
Brigham Young College	W	28	4
BYU	L	23	31
Utah	L	19	36

1915-16

Record: 6-4

South Cache High School	W	36	10
Richmond High School	W	52	19
Oneida Stake Academy	W	45	32
Brigham Young College	L	20	23
BYU	L	17	42
Utah	L	35	39
Utah	L	17	31
Brigham Young College	W	21	18
BYU	W	37	23
Wellsville Athletic Club	W	31	23

1916-17

Record: 8-5

Faculty	L	14	52
Oneida Stake Academy	W	48	25
East High School	W	30	19
Box Elder High School	W	50	19
West High School	W	46	30
Box Elder High School	W	38	35
Oneida Stake Academy	W	69	17
Brigham Young College	W	35	20
Utah	W	34	17
BYU	L	22	43
Brigham Young College	L	25	28
Utah	L	27	34
BYU	L	27	34

1917-18

Record: 9-0 Rocky Mountain: 4-0, 1st place (Western Div.)West

High School	W	31	9
Oneida Stake Academy	W	58	19
Bingham	W	48	30
Montana State	RM W	43	11
Montana State	RM W	37	9
Utah	RM W	45	38
Brigham Young College	W	36	16
Brigham Young College	W	29	21
Utah	RM W	38	31

1918-19

Record: 6-3 Rocky Mountain: 2-2, 2nd place (Western Div.)Ricks

College	W	58	23
Rexburg Athletic Club	W	42	23
Montana State	RM W	29	17
Montana State	RM W	50	11
Utah	RM L	25	36
BYU	L	26	36
Brigham Young College	W	50	20
Brigham Young College	W	48	23
Utah	RM L	21	22



**Coach: E. Lowell Romney
(1920-41)
225-157, .589 (22 Seasons)**

1919-20

Record: 2-0 Rocky Mountain: 1-0

Brigham Young College	W	74	29
BYU	RM W	55	27

1920-21

Record: 6-4 Rocky Mountain: 2-3, 3rd place (Western Div.)Utah

Athletic Association	W	31	28
Logan Coaches	W	37	15
Tremonton Athletic Club	W	41	21
Utah	RM L	26	27
BYU	W	45	43
Montana State	RM W	58	24
Montana State	RM W	35	14
Utah	RM L	29	37
BYU	RM L	28	30
Brigham Young College	L	23	25

1921-22

Record: 8-3 Rocky Mountain: 3-3, 3rd place (Western Div.)

Montana Mines	W	36	17
Montana State	RM W	47	24
Montana State	RM W	49	33
Mt. St. Charles	W	38	15
Preston Athletic Club	W	41	25
Western Athletic Club	W	39	37
BYU	RM L	22	39
Utah	RM L	41	43
Preston Athletic Club	W	55	15
BYU	RM W	36	34
Utah	RM L	27	30



ALL-TIME RESULTS



1922-23

Record: 8-4 Rocky Mountain: 4-4, 1-2nd place (Western Div.)

Montana State	W	42	27
Montana State	W	40	30
BYU	W	55	19
BYU	W	36	30
Utah	W	40	35
Utah	L	26	29
BYU	W	23	22
BYU	L	26	37
Utah	L	32	38
Utah	L	30	44
Denver	W	67	36
Denver	W	59	37

1923-24

Record: 6-6 Rocky Mountain: 3-5, 3rd place (Western Div.)

Montana Mines	W	26	17
Montana Mines	W	29	11
Montana State	RM W	24	21
Montana State	RM L	12	19
Utah	RM W	37	23
Utah	RM L	27	32
BYU	W	43	36
BYU	RM L	21	38
BYU	RM L	27	30
BYU	L	25	32
Utah	RM L	22	44
Utah	RM W	40	30

1924-25

Record: 12-7 Rocky Mountain: 5-5, 1-2nd place (Western Div.)

BYU	RM L	26	29
BYU	RM W	42	22
Utah	RM L	30	33
Utah	RM W	26	22
Montana State	RM W	38	37
Montana State	RM L	23	27
BYU	RM L	36	48
BYU	RM L	23	24
Southern Cal	W	31	23
Southern Cal	L	21	34
Los Angeles Athletic Club	W	43	12
Los Angeles Athletic Club	L	27	32
Occidental College	W	38	20
Lincoln Athletic Club	W	80	11
San Diego DeMolay	W	31	21
Pacific Athletic Club	W	39	13
Southern Cal Freshmen	W	30	28
Utah	RM W	33	21
Utah	RM W	30	23

1925-26

Record: 13-5 Rocky Mountain: 8-4, 1st place (Western Div.)

Rocky Mountain Conference Champion

Southern Cal	L	28	82
Southern Cal	W	52	17
Montana State	RM W	35	30
Montana State	RM W	40	23
Yellow Cab	W	48	15
BYU	RM W	49	31
BYU	RM L	32	35
Utah	RM W	50	26
Utah	RM W	33	28
Utah	RM W	40	31
Utah	RM L	36	49
BYU	RM L	43	52
BYU	RM W	36	34
Montana State	RM W	61	44
Montana State	RM L	26	38
Colorado State College	W	39	23
Colorado State College	W	48	22
Colorado State College	W	40	27

1926-27

Record: 11-3 Rocky Mountain: 9-3, 2nd place (Western Div.)

Idaho College	W	66	16
BYU	RM W	50	48
BYU	RM W	62	34
Montana State	RM L	29	35
Montana State	RM L	24	40

Idaho All-Stars	W	46	22
Utah	RM W	34	28
Utah	RM W	35	33
Utah	RM W	41	33
Utah	RM W	39	35
Montana State	RM W	40	34
Montana State	RM L	42	44
BYU	RM W	44	38
BYU	RM W	42	25

1927-28

Record: 7-7 Rocky Mountain: 5-7, 1-2nd (Western Div.)

Utah	RM L	36	37
Utah	RM L	24	37
Montana State	RM L	39	57
Montana State	RM W	47	44
Mt. St. Charles	W	43	30
Mt. St. Charles	W	47	34
BYU	RM L	34	49
BYU	RM W	39	31
Montana State	RM L	42	55
Montana State	RM L	35	39
BYU	RM W	52	41
BYU	RM W	48	42
Utah	RM L	35	39
Utah	RM W	42	23

1928-29

Record: 8-10 Rocky Mountain: 4-8, 3rd place (Western Div.)

Vico Oil	W	43	34
North Dakota	L	19	24
Mt. St. Charles	W	60	33
Mt. St. Charles	W	41	27
Montana State	RM L	38	57
Montana State	RM W	47	43
Utah	RM L	39	49
Utah	RM L	34	35
BYU	RM L	45	53
BYU	RM L	34	46
Montana State	RM L	29	53
Montana State	RM L	25	69
Mt. St. Charles	W	37	28
Mt. St. Charles	L	34	44
Utah	RM W	42	27
Utah	RM W	44	37
BYU	RM L	45	49
BYU	RM W	52	50

1929-30

Record: 15-7 Rocky Mountain: 7-5, 1-1st place (Western Div.)

Rocky Mountain Conference Champion

38th Infantry	W	60	9
Union Pacific	W	61	37
Wyoming	W	31	29
Southern Cal	W	32	29
Southern Cal	L	38	43
Whittier	W	46	12
Utah	RM W	47	40
Utah	RM W	40	38
BYU	RM W	39	37
BYU	RM L	37	53
Montana Mines	W	38	22
Montana State	RM L	44	53
Montana State	RM L	37	62
Utah	RM L	45	47
Utah	RM W	45	38
BYU	RM L	36	49
BYU	RM W	55	41
Montana State	RM W	41	34
Montana State	RM W	48	40
Montana State	W	40	35
Montana State	L	40	43
Montana State	W	37	29

1930-31

Record: 13-7 Rocky Mountain: 7-5, 1-2nd place (Western Div.)

Deseret News	W	87	42
Armour Creamery	W	82	18
Branch Agriculture College	W	60	29
Branch Agriculture College	W	60	30
Southern Cal	L	17	25

Southern Cal	W	33	25
Los Angeles Athletic Club	L	27	42
Pacific Coast Athletic Club	W	49	34
Utah	RM W	39	28
Utah	RM W	45	39
Montana State	RM W	33	29
Montana State	RM W	31	29
BYU	RM W	61	59
BYU	RM L	39	45
Utah	RM L	39	43
Utah	RM L	39	41
BYU	RM L	51	61
BYU	RM L	40	53
Montana State	RM W	50	49
Montana State	RM W	45	31

1931-32

Record: 7-15 Rocky Mountain: 2-10, 4th place (Western Div.)

Gila College	W	52	33
Los Angeles Athletic Club	L	26	31
California	W	39	27
California	W	33	20
California	L	21	30
Pasadena Athletic Club	L	36	38
Long Beach Athletic Club	L	23	40
Long Beach Athletic Club	L	29	32
Branch Agriculture College	W	25	15
Montana State	RM W	48	26
Montana State	RM L	20	29
BYU	RM W	47	45
BYU	RM L	37	40
Utah	RM L	31	46
Utah	RM L	30	45
Montana State	RM L	31	33
Montana State	RM L	26	37
Utah	RM L	29	36
Utah	RM L	40	42
BYU	RM L	32	39
BYU	RM L	50	63
United Billiards	W	54	43

1932-33

Record: 10-12 Rocky Mountain: 3-8, 3rd place (Western Div.)

Texaco Oil	W	65	29
United Billiards	W	56	43
Piggly Wiggly of Logan	W	69	49
Combined Teams	W	78	19
Branch Agriculture College	W	44	24
Hancock Oil	L	36	44
UCLA	L	39	54
Southern Cal	L	33	38
Pasadena Majors	L	35	52
Montana State	RM W	42	33
Utah	RM L	37	55
Utah	RM L	33	38
BYU	RM W	40	33
BYU	RM L	44	59
Utah	RM L	37	48
Utah	RM L	49	54
Montana State	RM L	42	57
Montana State	RM W	50	19
BYU	RM L	30	37
BYU	RM L	36	48
House of David	W	53	36
House of David	W	62	46

1933-34

Record: 14-6 Rocky Mountain: 8-5, 2nd place (Western Div.)

Clark Insurance	W	81	65
Ogden Boosters	W	48	42
Denver Athletic Club	W	57	51
Colorado College	RM W	44	23
Pasadena Majors	W	51	28
Pasadena Majors	W	40	22
Stanford	W	46	35
California	L	31	49
BYU	RM L	34	57
BYU	RM L	35	42
Utah	RM W	40	36
Utah	RM W	32	24
Montana State	RM W	39	33

Montana State	RM	W	42	34
Montana State	RM	W	31	29
Montana State	RM	W	34	26
BYU	RM	L	37	48
BYU	RM	W	43	35
Utah	RM	L	35	43
Utah	RM	L	44	51

1934-35

Record: 17-5 Rocky Mountain: 9-3, 1st place (Western Div.)

Rocky Mountain Conference Champion

Denver Athletic Club		W	59	55
Logan Elks		W	40	19
McMillan Ring-Frees		W	50	38
UCLA		W	44	39
Montana State	RM	W	50	31
Montana State	RM	W	46	40
Logan Elks		W	48	30
BYU	RM	L	38	39
BYU	RM	W	41	27
Utah	RM	W	58	53
Utah	RM	W	50	37
BYU	RM	W	48	47
BYU	RM	L	39	40
Montana State	RM	W	57	41
Montana State	RM	L	56	60
Utah	RM	W	55	43
Utah	RM	W	51	41
Colorado State College		W	54	34
Colorado State College		W	47	35
Colorado State College		L	42	45
Lambuth College		W	67	32
Italian Athletic Club		L	26	32

1935-36

Record: 17-9 Rocky Mountain: 9-3, 1st place (Western Div.)

Rocky Mountain Conference Champion

Nevada		W	48	33
Stanford		L	34	73
UCLA		W	43	32
San José State		W	40	36
Oregon		L	34	50
San Francisco		L	32	35
UCLA		L	36	40
UCLA		W	44	34
Utah	RM	W	50	45
Utah	RM	W	46	41
Utah	RM	W	45	29
BYU	RM	W	36	35
BYU	RM	W	37	33
BYU	RM	L	32	39
BYU		W	51	41
Montana State	RM	L	33	37
Montana State	RM	W	37	34
Montana State	RM	W	74	37
Montana State		W	58	42

Wyoming	RM	W	42	32
Wyoming	RM	W	42	28
Wyoming	RM	L	33	48
Kansas	OP	L	37	39
Kansas	OP	W	42	37
Kansas	OP	W	50	33
Wilmering YMCA	OP	L	48	62

1936-37

Record: 6-9 Rocky Mountain: 5-7, 1-3rd place (Western Div.)

Cache Valley All-Stars

BYU	RM	W	40	31
BYU	RM	L	46	49
Manhattan		L	32	39
Penn. Athletic Club		L	29	38
Montana State	RM	L	35	40
Montana State	RM	W	42	41
Utah	RM	W	51	40
Utah	RM	W	41	39
BYU	RM	L	45	55
BYU	RM	W	47	38
Montana State	RM	L	35	40
Montana State	RM	L	42	54
Utah	RM	L	30	73
Utah	RM	L	43	59

1937-38

Record: 11-9

Ecker Studio College		L	55	59
Ecker Studio College		W	63	45
Watkins Motor		W	66	47
Ecker Studio College		L	56	59
Hastings College		W	61	37
Cache Valley All-Stars		W	73	57
Nevada		W	65	37
Ecker Studio College		L	57	62
Wyoming		L	32	44
Colorado State		W	57	34
BYU		W	60	53
Wyoming		L	55	57
Utah		L	35	59
Colorado State		W	62	52
Denver		W	75	48
Colorado		L	35	59
Colorado		W	59	58
Denver		W	48	46
Utah		L	47	63
BYU		L	50	58

1938-39

Record: 18-6

NCAA Tournament Participant

Watts All-Stars		W	39	31
Mint Cafe		W	50	22
Ecker Studio College		W	61	35
Weber Junior College		W	56	28

Montana		W	45	36
Montana		W	44	32
Weber Junior College		W	66	28
Kurley Killowatts		W	92	16
Nevada		W	43	36
California		L	35	42
BYU		W	54	46
Colorado State		W	44	37
Colorado		L	18	46
Colorado State		W	52	34
Utah		W	53	46
Colorado		L	43	56
Utah		L	45	67
Wyoming		W	47	45
Denver		W	64	47
Denver		W	54	39
Wyoming		L	41	50
BYU		W	53	38
Oklahoma	NCAA	L	39	50
Texas	NCAA	W	51	49

1939-40

Record: 11-7

Clark's All-Stars		W	64	44
Oregon State		L	38	39
Oregon State		L	39	41
College of Idaho		W	60	35
California		W	43	33
St. Mary's (Calif.)		W	41	32
Colorado		W	31	28
Wyoming		W	46	33
Denver		W	36	27
Denver		L	46	56
Wyoming		W	30	27
BYU		W	55	35
Utah		W	36	29
BYU		L	43	49
Colorado		L	38	44
Colorado State		L	52	56
Colorado State		W	58	42
Utah		L	40	41

1940-41

Record: 5-16

Ogden Pioneers		W	48	33
Watts All-Stars		W	39	38
Oregon State		L	26	43
Oregon State		L	34	39
California		L	43	47
Watts All-Stars		W	52	49
St. Mary's (Calif.)		L	42	44
San José State		L	41	55
Stanford		L	33	64
BYU		L	34	66
Colorado State		W	34	27
Colorado		L	34	41
Colorado State		L	31	40
Utah		L	21	44
Colorado		L	32	43
Wyoming		L	35	41
Denver		L	44	45
Denver		L	34	43
Wyoming		L	32	50
BYU		W	48	47
Utah		L	27	49

1938-39 RECORD: 18-6 • NCAA TOURNAMENT (1-1)



Lower Row (L-R): Head Coach E.L. Romney, Manager Charles Jenkins, Assistant Coach Ken Vanderhoff. **Sitting (L-R):** Lloyd Jacobsen, Stan Cook, Calvin Agricola, Ray Lindquist, Leonard James, John Broberg, Roland Reading, Bus Bingham. **Standing (L-R):** Austin Hughes, Bill Evans, Harold Simpson, Ed Izatt, Floyd Morris, Clyde Morris, Charlie Clark, Howard Stone, Max Wilkins, Earl Winger.

**Coach: Robert W. Burnett
(1942)
6-10, .375 (One Season)**

1941-42

Record: 6-10

Weber Junior College	W	56	36
Willamette	W	38	31
Oregon State	L	30	45
Eastern Oregon	W	56	42
BYU	L	24	54
Colorado	L	31	49
Denver	W	34	18
Utah	L	35	53
Colorado State	W	47	34
Colorado State	W	41	26
Wyoming	L	43	60
Denver	L	39	54
BYU	L	52	57
Utah	L	39	49
Wyoming	L	54	73
Colorado	L	46	57

**Coach: D.D. Young
(1943, 1945)
23-17, .575 (Two Seasons)**

1942-43

Record: 14-7

Ft. Douglas	W	83	24
Cache Valley All-Stars	W	85	53
Weber Junior College	W	62	38
Idaho State	W	66	41
Ricks College	W	74	53
Montana	L	44	48
Montana State	W	47	38
Montana	L	43	44
Montana State	L	39	42
Idaho State	W	52	46
Weber Junior College	W	63	52
Armstrong	W	63	43
Logan Marines	W	57	38
BYU	W	43	38
BYU	L	41	58
Utah	W	50	44
Utah	L	28	46
Utah	W	51	42
Utah	W	55	52
BYU	L	38	44
BYU	L	59	63

1943-44

No competition.

1944-45

Record: 9-10

Cache Coaches	W	50	38
Idaho Southern	W	51	43
Weber Junior College	W	79	29
Weber Junior College	W	63	22
Ft. Douglas	W	64	40
Keams	L	48	50
Montana State	L	40	41
Montana State	W	68	30
Idaho Southern	L	49	54
Utah	L	47	62
Colorado	L	32	62
BYU	L	41	50
Colorado	L	46	50
Utah	L	59	80
Wyoming	W	44	36
Denver	W	80	53
Denver	W	72	53
Wyoming	L	49	52
BYU	L	37	64

**Coach: H.B. Lee
(1946-47)
21-22, .488 (Two Seasons)**

1945-46

Record: 7-12

Weber Junior College	W	64	48
Clearfield	W	50	23
Montana	W	37	36
Idaho	L	33	55
Weber Junior College	L	41	47
Idaho Southern	W	47	32
Idaho Southern	W	49	39
BYU	L	41	47
BYU	L	48	64
Denver	L	37	45
Denver	W	62	35
Colorado	L	39	59
Colorado	L	33	42
Colorado State	L	36	43
Colorado State	W	35	34
Utah	L	44	69
Utah	L	31	34
Wyoming	L	30	45
Wyoming	L	52	66

1946-47

Record: 14-10

Weber Junior College	W	66	35
Idaho Southern	W	51	31
Washington State	W	50	44
San Francisco	W	44	35
Montana State	W	54	50
Weber Junior College	L	44	53
Bradley	L	53	72
Springfield	W	63	55
American Institute	W	58	40
St. Joseph's (Pa.)	L	48	52
Long Island University	L	38	56
Colorado	L	45	56
Denver	W	45	44
Utah	W	50	49
Wyoming	L	34	43
Colorado	W	40	34
Colorado State	W	55	38
Colorado State	W	43	35
Wyoming	L	45	60
Utah	L	41	55
BYU	L	40	62
Denver	L	39	44
BYU	W	52	49
Hawai'i	W	51	37



**Coach: Joe Whitesides
(1948-50)
35-54, .393 (Three Seasons)**

1947-48

Record: 8-16

Idaho State	W	49	42
Montana State	L	58	66
Montana State	L	50	57
Montana State	W	42	36
San Francisco	L	54	55
Montana	W	63	58
St. Bonaventure	W	51	47
CCNY	L	46	82
Duquesne	L	43	65
Lawrence Tech	W	62	58
Western Kentucky	L	49	80
Loras	L	48	55
BYU	W	68	65
Montana	L	64	68
Montana	L	65	78
Utah	W	44	42
Denver	L	51	59
BYU	L	47	66

Utah	L	29	55
Colorado State	W	64	45
Wyoming	L	40	46
Colorado State	L	51	65
Denver	L	54	71
Wyoming	L	27	39

1948-49

Record: 10-21

Idaho State	W	47	39
Oregon State	L	38	52
Idaho	W	38	37
Montana	W	75	67
Montana State	W	64	37
California	L	57	72
San José State	L	41	61
San José State	W	47	37
Regis	L	42	51
Wichita State	W	43	39
Emporia State	L	63	73
Denver	L	50	52
Denver	W	57	48
Colorado State	W	50	43
Colorado State	W	64	52
BYU	L	51	60
BYU	L	46	64
Denver	L	57	59
Denver	L	54	83
Colorado State	L	55	57
Utah	L	58	64
Utah	L	42	61
BYU	W	58	54
BYU	L	54	67
Wyoming	L	55	66
Wyoming	L	31	45
Utah	L	52	62
Utah	L	40	58
Colorado State	L	62	63
Wyoming	L	44	63
Wyoming	L	44	65

1949-50

Record: 17-17

Idaho State	W	65	55
Oregon	L	72	86
Southern Cal	L	43	50
Denver	L	39	60
Colorado State	W	58	43
Regis	L	41	50
Idaho State	W	72	43
Lawrence Tech	W	69	59
Montana State	W	65	56
Montana State	W	64	54
Tennessee	L	62	66
Pittsburgh	W	54	50
Iowa	L	60	62
Kansas State	L	45	70
Denver	L	51	56
Denver	W	59	47
Colorado State	W	38	33
Utah	W	54	51
Utah	W	68	50
BYU	L	41	71
BYU	L	47	48
Wyoming	W	43	36
Wyoming	L	28	32
Colorado State	W	48	46
Utah	W	73	52
Utah	L	36	49
Colorado State	W	49	36
Wyoming	L	42	48
Wyoming	L	33	59
BYU	L	46	60
BYU	L	35	63
Colorado State	W	54	48
Denver	W	52	44
Denver	L	50	53



ALL-TIME RESULTS



**Coach: H. Cecil Baker
(1951-61)
158-141, .528 (11 Seasons)**

1950-51

Record: 12-22

Idaho State	W	67	54
Idaho State	W	69	54
Montana State	W	70	62
Colorado	W	46	43
Oregon	L	64	66
Kansas	L	38	59
Iowa State	L	41	52
Hamline	L	64	82
Montana	W	67	59
Wyoming	L	49	69
Denver	L	48	63
Colorado State	W	63	62
BYU	L	59	72
BYU	W	72	68
Denver	L	63	65
Denver	L	51	56
Idaho	L	53	69
Colorado State	L	59	60
Wichita State	W	56	50
Kansas State	L	56	66
Utah	W	51	50
Utah	L	48	61
BYU	L	57	83
BYU	L	42	51
Utah	W	53	35
Utah	L	44	52
Colorado State	W	50	49
Colorado State	L	64	67
Wyoming	L	54	55
Wyoming	L	51	58
Denver	W	66	60
Denver	L	73	80
Wyoming	L	52	69
Wyoming	L	49	53

1951-52

Record: 17-14

Idaho State	W	51	50
Idaho State	L	53	62
Northern Arizona	W	85	70
Sacramento State	W	68	64
Nevada	W	51	50
Pacific	W	64	54
San José State	L	54	59
Sacramento State	L	49	60
San Francisco State	W	73	60
Los Angeles State	L	58	60
Pepperdine	L	53	71
Santa Clara	L	62	63
Montana	L	72	74
Colorado State	W	46	41
Wyoming	L	39	69
Wyoming	W	53	47
Utah	L	45	57
BYU	W	57	40
New Mexico	W	68	51
New Mexico	W	62	58
Denver	L	46	62
Colorado State	W	85	69
BYU	W	67	63
Denver	W	82	60
Utah	L	70	79
Montana State	L	60	79
Montana State	L	53	57
Regis	W	77	65
Montana	W	72	68
Clarion State	W	85	68
Lawrence Tech	L	62	71

1952-53

Record: 17-13

Colorado	L	64	81
Colorado	L	66	70
Idaho State	W	62	50
Idaho State	L	48	63
Washington State	W	72	65
Montana State	W	76	74
Montana State	W	66	60
Gonzaga	L	72	83
Eastern Washington	L	69	71
New York University	HFT W	67	61
Miami (Ohio)	HFT W	79	78
Manhattan	HFT W	59	57
BYU	L	66	72
Wyoming	L	54	64
Colorado State	L	76	78
Utah	W	62	58
San José State	W	63	59
San José State	L	55	69
Utah	L	68	75
BYU	L	60	77
Montana	W	87	78
Denver	W	83	73
New Mexico	W	76	70
Colorado State	W	74	61
Wyoming	W	58	56
Denver	W	69	62
New Mexico	L	91	99
Gonzaga	W	83	64
Gonzaga	W	67	65
Montana	L	61	76

1953-54

Record: 14-13

Portland	W	70	68
Portland	W	94	78
Nevada	W	65	63
Nevada	W	81	65
Montana State	L	60	70
Montana State	W	77	66
Idaho State	L	44	53
Idaho State	L	66	74
Eastern Washington	W	98	47
New York University	L	67	86
St. Joseph's (Pa.)	W	71	64
Washington (Mo.)	L	62	64
Illinois	L	61	88
Utah	L	58	71
Wyoming	L	54	65
Colorado State	L	60	68
BYU	W	73	68
Utah	L	62	74
BYU	L	63	75
Colorado State	W	64	58
Denver	L	60	65
New Mexico	L	74	97
Wyoming	W	62	46
Montana	W	70	66
Denver	W	67	55
New Mexico	W	65	55
Montana	W	85	56

1954-55

Record: 15-7

Idaho State	L	67	71
Idaho State	W	66	58
Washington State	L	68	69
Washington State	W	73	72
Idaho	L	88	90
Baylor	W	80	61
Montana State	W	78	61
Montana State	W	78	74
Colorado State	W	75	65
Wyoming	L	60	65
Utah	L	55	88
BYU	W	62	58
Montana	W	86	61
Utah	W	62	60
New Mexico	W	89	63
Denver	W	65	64
Colorado State	W	72	66
Wyoming	L	48	68
BYU	W	76	71
Denver	L	73	77
New Mexico	W	79	68
Montana	W	79	70

1955-56

Record: 13-13

Idaho State	W	68	64
Idaho State	W	69	58
Eastern Washington	L	62	85
Gonzaga	W	92	91
Washington State	W	68	65
Idaho	L	71	76
Montana State	W	64	59
Montana State	L	81	85
Utah	L	55	74
Kentucky Wesleyan	L	73	84
Pacific	W	71	64
Pittsburgh	L	81	84
Washington (Mo.)	L	61	82
Wyoming	W	63	61
Colorado State	W	79	58
Montana	L	60	62
BYU	W	63	56
Denver	W	76	74
New Mexico	W	75	62
BYU	L	62	92
Wyoming	L	73	95
Colorado State	W	84	80
Montana	W	73	67
Utah	L	68	75
Denver	L	80	110
New Mexico	L	63	74

1956-57

Record: 11-13

Idaho State	L	60	66
Seattle	L	59	66
Idaho State	L	60	68
Eastern Washington	W	68	55
Whitworth	L	49	67
Washington State	W	58	57
Idaho	L	50	64
Idaho	W	61	58
Montana State	L	83	100
Montana State	W	78	73
Utah	W	68	64
Montana	W	80	79
Wyoming	L	78	86
Colorado State	L	72	89
BYU	W	76	75
BYU	L	76	93
Denver	L	66	69
New Mexico	W	84	73
Wyoming	W	76	62
Colorado State	L	65	67
Montana	L	67	78
Utah	L	90	92
Denver	W	64	60
New Mexico	W	69	61

QUICK FACTS

OUTLOOK

AGGIE BIOS

COACHES

OPONENTS

SEASON REVIEW

RECORDS

UNIVERSITY

1957-58

Record: 4-20

Home: 3-6 Away: 1-14

Portland	A	L	62	86
Oregon	A	L	53	63
Oregon	A	L	49	78
Montana State	H	L	66	75
Montana State	H	W	82	70
Washington (Mo.)	A	L	53	63
Dayton	A	L	47	66
Kentucky	A	L	64	92
Idaho	A	L	63	64
Idaho	A	L	66	75
Utah	A	L	57	81
Wyoming	H	L	70	71
Colorado State	H	L	62	84
Montana	A	L	47	59
BYU	H	L	55	67
Denver	H	W	72	68
New Mexico	H	W	60	46
BYU	A	L	66	69
Colorado State	A	L	56	74
Wyoming	A	L	68	72
Montana	H	L	75	77
Utah	H	L	78	87
New Mexico	A	W	78	68
Denver	A	L	68	74

1958-59

Record: 19-7

Home: 10-1 Away: 9-4 Neutral: 0-2

Idaho State	ISU	A	W	65	62
Portland	ISU	N1	L	66	68
West Texas State		H	W	91	61
Washington State		H	W	66	57
Arizona		H	W	83	57
St. Mary's (Calif.)		H	W	79	63
Idaho		A	W	64	63
Idaho		A	W	69	60
Kentucky Wesleyan	AAC	A	W	96	86
Ohio	AAC	N2	L	72	80
Washington (Mo.)		A	W	69	66
Toledo		A	L	61	69
Utah		H	L	71	82
Wyoming		A	W	82	76
Colorado State		A	W	88	77
Montana		H	W	75	59
BYU		A	L	54	77
Denver		A	L	68	80
New Mexico		A	W	81	72
BYU		H	W	74	67
Colorado State		H	W	81	74
Wyoming		H	W	79	56
Montana		A	W	81	79
Utah		A	L	63	66
New Mexico		H	W	93	72
Denver		H	W	88	71

N1-Pocatello, Idaho | N2-Owensboro, Ky.

1959-60

Record: 24-5

Home: 9-1 Away: 11-3 Neutral: 4-1

National Invitation Tournament Participant

Idaho State		H	W	86	67
Seattle		A	W	85	73
Portland		A	W	74	67
Iowa State		A	W	71	66
Drake		A	L	73	83
Washington State		H	W	72	58
Pacific		H	W	77	67
Idaho		A	L	56	57
Idaho		A	W	73	61
Niagara	ACT	N1	W	75	65
Wichita State	ACT	N1	W	75	68
Oklahoma City	ACT	A	W	75	59
Utah		A	W	73	61
Wyoming		H	W	88	60
Colorado State		H	W	73	65
Montana		A	W	83	75
BYU		H	W	84	53
Denver		H	W	99	69

New Mexico	H	W	86	59	
BYU	A	W	75	64	
Colorado State	A	L	60	68	
Wyoming	A	W	81	67	
Montana	H	W	89	63	
Utah	H	L	75	77	
New Mexico	A	W	103	72	
Denver	A	W	76	71	
Villanova	NIT	N2	W-OT	73	72
St. Bonaventure	NIT	N2	W	99	83
Providence	NIT	N2	L	62	68
N1-Oklahoma City, Okla. N2-New York, N.Y.					

N1-Oklahoma City, Okla. | N2-New York, N.Y.

1960-61

Record: 12-14

Home: 8-3 Away: 1-9 Neutral: 3-2

New York University	A	W	67	65
Detroit	A	L	68	70
Nebraska	A	L	60	65
South Dakota State	H	W	91	78
Western Kentucky	BGT	N1	L	72
Georgia Tech	BGT	N1	W	67
New Mexico State	H	W	74	65
Los Angeles State	H	W	110	88
Kent State	H	W	83	62
Texas Christian	ACT	N2	W	87
Wichita State	ACT	N2	L	63
New York University	ACT	N2	W	57
Utah	H	L	70	85
Wyoming	A	L	73	86
Colorado State	A	L	44	81
Montana	H	W	58	57
BYU	A	L	57	75
Denver	A	L	61	67
New Mexico	A	L	68	75
BYU	H	W	94	73
Colorado	H	L	60	64
Wyoming	H	W	73	61
Montana	A	L	58	66
Utah	A	L	84	96
New Mexico	H	W	108	78
Denver	H	L	72	77
N1-Louisville, Ky. N2-Oklahoma City, Okla.				

N1-Louisville, Ky. | N2-Oklahoma City, Okla.



Coach: Ladell Andersen
(1962-71)
173-96, .643 (10 Seasons)

1961-62

Record: 22-7

Home: 11-2 Away: 9-1 Neutral: 2-4

NCAA Tournament Participant

Los Angeles State	A	W	72	67
-------------------	---	---	----	----

Arizona		A	W	67	54
Idaho State		A	W	67	63
Loyola (Calif.)		H	W	105	91
Idaho State		H	W	86	71
San José State		H	W	72	58
San Francisco State		H	W	90	60
Pacific		H	W	77	64
Southern Cal		H	L	72	74
Oklahoma City	ACT	N1	W	80	71
Houston	ACT	N1	L	46	51
Wichita State	ACT	N1	L	88	90
Utah		A	L	72	77
Colorado State		H	W	69	59
Wyoming		H	W	72	59
Montana		A	W	62	57
BYU		H	W	88	69
New Mexico		H	W	76	64
Denver		H	W	83	79
BYU		A	W	80	70
Wyoming		A	W	78	65
Colorado State		A	W	77	70
Utah		H	L	76	78
Montana		H	W	66	62
Denver		A	W	82	64
New Mexico		A	W	88	77
Arizona State	NCAA	N2	W	78	73
UCLA	NCAA	N3	L	62	73
Pepperdine	NCAA	N3	L	71	75
N1-Oklahoma City, Okla.			N2-Covallis, Ore.		N3-Provo, Utah

N1-Oklahoma City, Okla. | N2-Covallis, Ore. | N3-Provo, Utah

1962-63

Record: 20-7

Home: 12-1 Away: 7-4 Neutral: 2-2

NCAA Tournament Participant

12/1	Ohio State	A	L	50	62
12/3	Butler	A	W	80	74
12/7	Montana State	H	W	79	72
12/7	Montana State	H	W	85	66
12/14	Texas Western	H	L	59	66
12/15	Regis	H	W	83	75
12/17	San Diego State	H	W	101	57
12/20	Iowa State	H	W	87	52
12/22	Michigan State	H	W	102	87
12/26	UCLA	N1	L	75	89
12/27	Washington	N1	W	71	60
12/28	Southern Cal	N1	W	78	65
1/4	Utah	H	W	97	69
1/5	BYU	H	W	69	58
1/12	Montana	A	W	84	58
1/19	Colorado State	H	W	75	68
1/25	Denver	H	W	88	62
1/26	BYU	A	W	70	67
1/31	Utah	H	W	97	69
2/4	Montana	H	W	85	67
2/8	Texas Western	A	L	55	57
2/9	New Mexico State	A	W	78	48


1961-62

RECORD: 22-7 • NCAA TOURNAMENT (1-2)



Front Row (L-R): Randy Dow, Bill Puzey, Cornell Green, Phil Johnson, Mike Casey, Russ O'Leary, Dar-nell Haney. **Back Row (L-R):** Assistant Coach Ev Sorensen, Norvel "Nog" Hansen, Joe Watts, Reid Goldsberry, Dennis Nate, Darrell Garn, Mark Hansen, Ron De Leon, Don Holman, Head Coach Ladell Andersen.

1962-63 RECORD: 20-7 • NCAA TOURNAMENT (0-1)



Front Row (L-R): Trainer Red Burnett, Gary Watts, Reid Goldsberry, Mark Hansen. **Middle Row (L-R):** Head Coach Ladell Andersen, Bill Puzey, Rufus Hawkins, Joe Warfel, Ralph Hanson, Assistant Coach Ev Sorensen. **Back Row (L-R):** Curtis Jensen, Mike Casey, Kent Jensen, Larry Angle, Phil Johnson, Troy Collier, Wayne Estes, Manager Dick Curry.

2/15	Air Force	A	L	65	66
2/16	Denver	A	W	74	70
2/23	Creighton	H	W	69	68
3/2	Colorado State	A	L	60	67
3/11	Arizona State	NCAA	N2	L-OT	75 79

1963-64

Record: 21-8
Home: 13-1 Away: 7-5 Neutral: 1-2
NCAA Tournament Participant

11/30	Loyola (Calif.)	H	W	97	85
12/2	Fresno State	H	W	102	71
12/10	Texas A&M	H	W	94	71
12/14	Creighton	A	L-2OT	91	96
12/16	Iowa State	A	L	68	77
12/20	New Mexico State	H	W	115	75
12/21	Arizona	H	W	64	60
12/23	Bradley	H	W	95	90
12/28	Ohio State	H	W	79	66
1/6	Utah	H	W	84	72
1/10	Air Force	H	W	83	73
1/18	Montana	A	W	98	70
1/24	Colorado State	H	W	85	70
1/25	BYU	H	W	105	90
1/31	BYU	A	W	90	73
2/1	Utah	A	L	67	79
2/3	Denver	H	W	75	56
2/7	Montana State	A	W-OT	77	73
2/8	Montana State	A	W	88	80
2/15	Colorado State	A	W-OT	85	84
2/17	Denver	A	W	74	72

2/20	Seattle	H	L	94	96
2/24	Montana	H	W	103	81
2/28	LaSalle	A	L	85	90
2/29	American	A	W	125	100
3/3	Providence	A	L	75	85
3/10	Arizona St.	NCAA	N1	W	92 90
	San Francisco	NCAA	N2	L	58 64
	Seattle	NCAA	N2	L	78 88

N1-Eugene, Ore. | N2-Corvallis, Ore.

1964-65

Record: 13-12
Home: 10-3 Away: 2-8 Neutral: 1-1

12/1	Idaho State	H	W	107	60
12/4	Butler	H	W	88	84
12/5	Loyola (Calif.)	H	W	96	69
12/7	Pacific	H	W	98	74
12/14	Nevada	H	W	101	80
12/17	Bradley	A	L	69	75
12/19	Minnesota	A	L	69	88
12/21	San José State	H	W	86	73
12/23	San Francisco	A	L	71	86
12/29	Arizona State	RC	N1	W	98 96
12/30	Boston College	RC	N1	L-OT	118 120
1/7	Utah	A	W	86	84
1/9	BYU	H	L	90	99
1/16	Colorado State	H	L	78	89
1/21	Texas Western	A	L	62	68
1/23	Arizona State	A	L	93	99
1/30	Utah	H	L	104	111
2/6	BYU	A	L	80	89
2/8	Denver	H	W	91	62

1963-64 RECORD: 21-8 • NCAA TOURNAMENT (1-2)



Front Row (L-R): Kent Hunsaker, Rudy Castruita, Gary Watts, Myron Long, Le Roy Walker. **Middle Row (L-R):** Charlie Buckner, Ralph Hanson, Mickey Dittebrand, George Moffitt, Gene Widmer, Steve Jones, Delano Lyons. **Back Row (L-R):** Trainer Red Burnett, Assistant Coach Ev Sorensen, Assistant Coach Mark Hansen, Larry Angle, Troy Collier, Wayne Estes, Manager Dick Curry, Head Coach Ladell Andersen.

2/18	Denver	A	W	67	66
2/20	Colorado State	A	L	74	89
2/22	Seattle	H	W	71	67
2/25	Montana State	H	W	98	71
3/1	Portland	H	W	72	66
3/4	Montana State	A	L	69	71

1965-66

Record: 12-14
Home: 8-6 Away: 2-7 Neutral: 2-1

12/1	Montana State	H	W	102	68
12/3	Seattle	A	L	81	85
12/4	Idaho	A	L	85	88
12/6	Loyola (Calif.)	H	W	88	70
12/7	Centenary	H	W	89	73
12/13	Arizona State	H	W	88	81
12/15	Morehead State	H	W	90	63
12/18	San Francisco	H	L	66	76
12/21	Tulsa	H	L	66	67
12/23	Minnesota	H	W	97	72
12/28	Oregon	FWC	N1	W	77 66
12/29	Stanford	FWC	N1	L	79 93
12/30	Arizona State	FWC	N1	W	83 77
1/7	Portland	A	W	83	75
1/13	Denver	H	L	72	79
1/15	Colorado State	H	L	63	72
1/22	BYU	A	L	81	115
1/27	LaSalle	H	W	109	97
1/29	Utah	H	L	79	94
2/5	Montana State	A	W	91	72
2/11	BYU	H	L	88	96
2/12	Utah	A	L	88	127
2/17	Seattle	H	W	84	74
2/25	Colorado State	A	L	64	74
2/26	Denver	A	L	81	100
2/28	Creighton	A	L	79	86

1966-67

Record: 20-6
Home: 14-1 Away: 6-4 Neutral: 0-1
National Invitation Tournament Participant

12/2	Pepperdine	H	W	76	51
12/3	Montana State	H	W	89	78
12/5	Idaho	H	W	89	74
12/9	Loyola (Calif.)	H	W	112	66
12/16	Fresno State	H	W	76	64
12/17	Providence	H	W	92	85
12/21	Tulsa	A	L	52	67
12/23	Wichita State	A	L	106	123
12/27	Xavier	A	W	107	88
1/6	BYU	A	L	66	92
1/7	Utah	A	W	89	76
1/14	Creighton	H	W	124	96
1/16	Seattle	H	W	103	91
1/21	Colorado State	H	W	83	70
1/26	Hawai'i	H	W	106	64
1/28	Utah	H	W	62	61
2/4	BYU	H	W	113	88
2/6	Denver	H	W	97	83
2/9	Denver	A	W	82	81
2/11	Arizona State	A	W	90	59
2/18	Portland	H	W	86	63
2/20	Texas Western	H	L-2OT	75	79
2/25	Colorado State	A	L	75	80
3/2	Montana State	A	W	84	83
3/4	Seattle	A	W	77	76
3/11	Rutgers	NIT	N1	L	76 78

N1-New York

QUICK FACTS

OUTLOOK

AGGIE BIOS

COACHES

OPONENTS

SEASON REVIEW

RECORDS

UNIVERSITY

1967-68

Record: 14-11

Home: 10-3 Away: 4-8

12/2	Kansas	A	L	55	84	
12/4	Xavier	A	W	87	85	
12/6	Montana State	H	W	88	80	
12/9	Utah	H	L	90	102	
12/11	Evansville	H	W	116	88	
12/16	Wichita State	H	W	102	83	
12/19	San José State	H	W	110	93	
12/21	Notre Dame	H	L	72	73	
12/23	Missouri	H	W	87	81	
12/27	St. Louis	LAC	A	L	78	97
12/29	Minnesota	LAC	A	W	73	65
12/30	Tennessee	LAC	A	L	66	85
1/4	American University	H	W	94	78	
1/6	BYU	A	L	98	104	
1/13	Seattle	H	W	110	93	
1/18	Denver	A	L	80	100	
1/20	Colorado State	A	L	74	80	
1/29	Montana State	A	W	95	87	
2/1	BYU	H	L	103	118	
2/3	Utah	A	L	92	106	
2/10	Arizona State	H	W	96	80	
2/17	Colorado State	H	W	96	75	
2/24	Denver	H	W	98	96	
3/2	Seattle	A	L	67	69	
3/4	Portland	A	W	71	69	

1968-69

Record: 9-17

Home: 7-5 Away: 2-12

11/30	Wyoming	A	L	88	113
12/2	Missouri	A	L	87	97
12/5	Seattle	H	L	80	90
12/7	Washington	H	W	83	75
12/11	Denver	A	W	81	79
12/13	Wyoming	H	L	72	83
12/14	Montana State	H	L	85	90
12/20	Kansas	H	L	61	67
12/23	San José State	H	W	84	83
12/27	San Francisco	A	L	71	73
12/28	Portland	A	W	81	65
1/4	Colorado State	H	W	83	73
1/9	Utah	A	L	89	107
1/11	BYU	H	W	91	84
1/16	Denver	H	W	102	87
1/18	Arizona State	A	L	91	108
1/25	West Texas State	H	L	92	102
1/30	BYU	A	L	82	113
2/1	Utah	H	W	95	92
2/8	Seattle	A	L	66	68
2/10	Montana State	A	L	76	86
2/15	Notre Dame	A	L	82	108
2/17	Colorado State	A	L	60	90
2/22	Denver	H	W	94	78

1969-70

RECORD: 22-7 • NCAA TOURNAMENT (2-1)



Front Row (L-R): Jeff Tebbs, Manager Kay Englestead, Assistant Coach Dale Brown, Head Coach Ladell Andersen, Assistant Coach Gordon "Dutch" Belnap, Dick Wade. **Back Row (L-R):** Terry Wakefield, Ed Epps, Ron Hatch, Marvin Roberts, Walter Bees, Tim Tollestrup, Chris Bean, John Erickson, Nate Williams, Paul Jeppesen.

2/27	West Texas State	A	L	83	95
3/1	St. Peter's	A	L	77	95

1969-70

Record: 22-7

Home: 13-1 Away: 6-5 Neutral: 3-1

NCAA Tournament Participant

12/1	Pepperdine	H	W	113	82	
12/2	Sacramento State	H	W	85	65	
12/6	Utah	A	W	90	72	
12/8	St. Peter's	H	W	125	108	
12/11	West Texas State	H	W	112	87	
12/13	Washington	A	L	61	90	
12/26	Wisconsin	MC	A	L	74	81
12/27	Delaware	MC	N1	W	80	66
1/5	Cal State Los Angeles	H	W	99	86	
1/10	Seattle	H	W	105	86	
1/15	BYU	H	W	97	94	
1/17	Utah	H	W-OT	106	98	
1/19	Portland	H	W	95	83	
1/22	Colorado State	A	L	66	80	
1/24	California	A	W-OT	68	63	
1/31	Houston	H	W	91	84	
2/3	Portland	A	W	111	68	
2/7	New Mexico State	H	L	90	95	
2/14	Denver	H	W	104	77	
2/16	Arizona State	H	W	112	102	
2/19	Denver	A	L	73	78	
2/21	Seattle	A	W	82	81	
2/23	Air Force	H	W	80	78	
2/26	West Texas State	A	W	83	73	
2/28	New Mexico State	A	L	92	104	

3/4	BYU		A	W	86	73
3/7	UTEP	NCAA	N2	W	91	81
3/12	Santa Clara	NCAA	N3	W	69	68
3/14	UCLA	NCAA	N3	L	79	101

N1-Milwaukee | N2-Provo, Utah | N3-Seattle

1970-71

Record: 20-7

Home: 13-3 Away: 4-4 Neutral: 3-0

NCAA Tournament Participant

12/1	Ohio State	H	W	95	89
12/2	West Texas State	H	L	78	81
12/5	Utah	H	W	94	77
12/7	UC Santa Barbara	H	W	66	64
12/10	Gonzaga	H	W	80	74
12/12	St. Francis	H	W	116	84
12/19	BYU	A	L	83	111
12/21	Fresno State	H	W	92	69
12/28	Bowling Green	ACT	N1	W	65
12/29	Wichita State	ACT	N1	W	84
12/30	LSU	ACT	N1	W	97
1/9	Denver	H	W	82	73
1/11	Montana State	A	W	86	70
1/14	Portland	H	W	90	67
1/16	Seattle	H	W	104	81
1/21	Utah	A	W	102	92
1/23	BYU	H	W	72	70
1/25	Long Island University	H	W	82	74
1/30	Air Force	A	L	72	76
2/1	Montana State	H	W	98	68
2/6	New Mexico State	A	L	90	93
2/8	Tulane	A	W	103	81
2/13	Seattle	A	W	99	85
2/15	Denver	A	L	74	96
2/23	Weber State	H	L	62	63
2/27	New Mexico State	H	W	77	67
3/13	BYU	NCAA	H	L	82

N1-Oklahoma City, Okla.

1970-71 RECORD: 20-7 • NCAA TOURNAMENT (0-1)



Front Row (L-R): Assistant Coach Dale Brown, Bryan Pavlish, Pat Cooley, Ken Thompson, Jeff Tebbs, Terry Wakefield, Head Coach Ladell Andersen. **Back Row (L-R):** Trainer Dick Melhart, Assistant Coach Dutch Belnap, Ed Epps, Dave Andersen, Walter Bees, Lafayette Love, Marvin Roberts, Robert Lauriski, Ron Hatch, Nate Williams.



Coach: T.L. Plain
(1972-73)
28-24, .538 (Two Seasons)

1971-72

Record: 12-14

Home: 8-5 Away: 4-9

12/1	Augustana	H	W	100	71
12/4	Utah	A	L	74	93
12/6	Ohio State	A	L	60	71
12/9	West Texas State	H	W	100	82
12/18	Kent State	H	W	68	61
12/20	Seattle	A	L	77	90
12/22	BYU	H	L	84	87

12/27	Arkansas	BBC	H	W-OT	95	94
12/28	Wyoming	BBC	H	L	85	92
12/30	Colorado State	A	L		68	81
1/1	Evansville	A	W		90	89
1/8	Seattle	H	L		66	70
1/13	Weber State	H	L		67	69
1/20	Utah	H	L		59	66
1/22	BYU	A	L		82	101
1/27	Portland	A	W-OT		87	84
1/31	California	H	W		96	87
2/5	New Mexico State	H	L		92	102
2/7	Montana State	A	W		87	86
2/12	Denver	H	W		97	74
2/21	Montana State	H	W		100	76
2/24	West Texas State	A	L		80	82
2/26	New Mexico State	A	L		88	108
2/28	Colorado State	H	W		93	84
3/1	Weber State	A	W		67	65
3/2	Denver	A	L		85	94

1972-73

Record: 16-10

Home: 12-3 Away: 4-7

11/24	Colorado State	H	W		63	54
11/25	Indiana State	H	W-OT		97	96
12/1	Wisconsin-Stout	H	W		88	70
12/4	Seattle	A	L		69	73
12/9	Utah	H	W		78	67
12/16	BYU	A	L		80	88
12/20	San Francisco	H	L		77	82
12/23	CS Fullerton	H	W		115	60
12/29	LSU	BBC	H	W	104	83
12/30	Pacific	BBC	H	W	102	82
1/4	Southern Miss	A	W-OT		91	87
1/6	Tulane	A	L		80	91
1/8	Texas Tech	H	W		84	76
1/11	Weber State	H	W		81	75
1/13	Colorado State	A	L		70	87
1/18	Utah	A	L		74	76
1/20	BYU	H	L		69	79
1/26	Nevada	A	W		94	88
1/27	UC Santa Barbara	A	L		69	82
2/3	Denver	A	W		91	84
2/5	Seattle	H	W		108	82
2/10	Denver	H	L		83	95
2/17	Air Force	A	W		84	58
2/24	Houston Baptist	H	W		97	78
2/28	Weber State	A	L		67	75
3/3	Idaho State	H	W		83	78



Coach: Dutch Belnap
(1974-79)
106-58, .646 (Six Seasons)

1973-74

Record: 16-10

Home: 14-0 Away: 1-9 Neutral: 1-1

11/30	Doane College	H	W		93	69
12/1	Trinity	H	W		76	67
12/3	Seattle	H	W		71	66
12/8	Utah	A	L		85	93
12/14	Temple	VC	N1	L	61	70
12/15	DePaul	VC	N1	W	102	93
12/17	Colorado State	H	W		74	67
12/22	BYU	A	W		87	86
12/29	Arizona State	A	L		72	76
12/31	Texas Tech	A	L		65	75
1/9	Colorado State	A	L		61	63
1/10	Nevada	H	W		91	75
1/11	Wyoming	A	L		67	73
1/17	Utah	H	W		84	79
1/19	BYU	H	W		93	86
1/24	Weber State	H	W		87	64
1/26	Idaho State	A	L		78	82
1/28	Denver	H	W		88	87
2/2	Southern Miss	H	W		121	84
2/7	Wis.-Milwaukee	H	W		87	56
2/9	Tulane	H	W		105	86

2/11	Seattle	A	L		57	64
2/16	Air Force	H	W		78	64
2/23	Denver	A	L		92	98
2/27	Weber State	A	L-2OT		87	89
3/2	Boise State	H	W		83	67
N1-Knoxville, Tenn.						

1974-75

Record: 21-6

Home: 13-1 Away: 8-4 Neutral: 0-1

NCAA Tournament Participant

12/2	Boise State	A	L		87	96
12/7	Pacific	H	W		87	73
12/9	Seattle	H	W		83	72
12/13	Colorado State	H	W		71	70
12/17	Utah	H	L		82	88
12/19	Fresno State	A	L		77	79
12/21	Stanford	A	W		77	74
12/28	BYU	A	W		83	79
12/30	Santa Clara	H	W		98	74
1/4	Utah	A	L		77	83
1/6	NE Louisiana	H	W		87	85
1/11	Idaho State	H	W		89	70
1/13	Boise State	H	W		102	87
1/16	Colorado State	A	W		76	71
1/18	Air Force	A	W		81	67
1/22	Weber State	H	W		92	66
1/25	Denver	A	W		114	89
1/28	Wyoming	H	W		84	69
2/1	BYU	H	W		92	84
2/8	Denver	H	W		87	81
2/10	Seattle	A	W		63	61
2/18	Oral Roberts	H	W		91	83
2/21	New Orleans	A	W		96	90
2/22	Southern Miss	A	L		87	94
3/4	Montana State	H	W		95	69
3/5	Weber State	A	W-OT		72	70
3/15	Montana	NCAA	N1	L	63	69
N1-Pullman, Wash.						

1975-76

Record: 14-12

Home: 8-3 Away: 5-7 Neutral: 1-2

11/28	Montana	H	W		66	62
12/1	Oregon State	H	*		66	81
12/6	Utah	A	W		71	64
12/13	Oregon State	A	*		64	80
12/15	Seattle	A	L		66	75
12/17	BYU	H	W		87	76
12/20	Colorado State	H	W		87	81
12/28	North Texas	ACT	N1	W	105	87
12/29	Centenary	ACT	N1	L	73	89
12/30	E. Kentucky	ACT	N1	L	69	76
1/3	Idaho State	A	L		74	82
1/8	Utah	H	L		80	82
1/10	BYU	A	W		75	73

1/14	Colorado State	A	W		72	62
1/16	Montana State	A	L		69	74
1/21	Weber State	H	W		75	74
1/24	Santa Clara	A	L		52	56
1/26	Pacific	A	L		61	62
1/29	Denver	H	W		100	90
1/31	Seattle	H	L		73	79
2/10	Mesa State	H	W		96	79
2/14	Air Force	H	W		71	63
2/19	Denver	A	W-OT		94	93
2/21	Oral Roberts	A	L		63	82
2/24	Weber State	A	L		65	80
2/28	New Orleans	H	L		75	79

N1-Oklahoma City, Okla.

*-Forfeited to Utah State.

1976-77

Record: 15-12

Home: 12-3 Away: 2-9 Neutral: 1-0

11/29	Colorado State	H	W		58	57
12/1	Regis	H	W		87	69
12/4	BYU	H	W-OT		95	93
12/7	Boise State	H	W		92	68
12/10	Weber State	H	L		67	72
12/14	Utah	H	W		92	90
12/18	Washington	A	L		66	76
12/20	Indiana	INC	A	L	71	79
12/21	Texas Tech	INC	N1	W	78	68
12/29	UCLA	A	L		68	88
1/1	Utah	A	L		78	102
1/4	CS Bakersfield	H	W		110	89
1/6	CS Northridge	H	W		74	63
1/8	BYU	A	L		77	85
1/11	Idaho State	H	L		84	86
1/18	Weber State	A	L		76	89
1/20	Denver	H	W		94	81
1/25	CS Stanislaus	H	W		97	62
1/29	Stanford	H	W		103	84
2/5	UC Santa Barbara	H	W		78	69
2/8	Montana	A	L		67	73
2/12	Air Force	A	W		74	69
2/15	Portland State	H	W		96	88
2/19	UC Santa Barbara	A	L-OT		78	88
2/21	Colorado State	A	L		67	75
2/22	Denver	A	W		88	77
3/1	Arizona State	H	L		71	78
N1-Bloomington, Ind.						

1974-75

RECORD: 21-6 • NCAA TOURNAMENT (0-1)



Front Row (L-R): Assistant Coach Rod Tueller, Head Coach Dutch Belnap, Assistant Coach Jim Har-
rick. **Back Row (L-R):** Equipment manager Ken Seamons, Mike Rock, Blair Martineau, Craig Taylor,
Ray Thompson, Jimmy Moore, Mark Tenhoeve, Ed Gregg, Mike Santos, Rich Haws, Darryl Owens, Jeff
Meyer, Blair Reed, Gary Malmrose, Manager Wes Larsen.

1978-79 RECORD: 19-11 • NCAA TOURNAMENT (0-1)



Front Row (L-R): Rawlee Perkins, Keith Hood, Dave McCall, Haakon Austefjord, Dean Hunger, Preston Baileys, Leo Cunningham, Mark Miller, Brian Jackson, Craig Taylor, Russ Hafen, Keith McDonald, Rich McElrath, Steve Pinegar.

1977-78

Record: 21-7

Home: 16-1 Away: 5-6

National Invitation Tournament Participant

11/28	Colorado State	H	W	83	60
12/1	Fresno State	H	W	60	50
12/3	Midwestern State	H	W	95	55
12/7	Wisconsin-Parkside	H	W	73	58
12/10	Weber State	A	L-OT	79	84
12/17	Washington	H	W	91	85
12/19	West Texas State	H	W	80	62
12/21	BYU	H	W	91	89
12/23	Utah	A	W	73	71
1/3	Farleigh Dickinson	H	W	79	44
1/5	Utah	H	L-OT	76	83
1/7	BYU	A	L-2OT	84	85
1/12	Idaho State	H	W	75	73
1/14	James Madison	H	W	102	66
1/17	Weber State	H	W	74	65
1/20	Nevada	A	L	65	73
1/21	Boise State	A	W	80	73
1/28	Air Force	H	W	80	70
1/31	St. Mary's (Calif.)	H	W	82	75
2/3	Denver	H	W	86	66
2/6	Montana State	H	W	93	77
2/14	Idaho State	A	L	81	84
2/18	Denver	A	W	82	72
2/20	Colorado State	A	L	62	63
2/25	Portland State	A	W	113	87
2/27	Montana	H	W	89	68
3/3	St. Mary's (Calif.)	A	W	96	80
3/8	Nebraska	NIT A	L	66	67

2/1	CS Fullerton	PC	H	W	85	70
2/3	UC Irvine	PC	H	W	65	54
2/8	UC Irvine	PC	A	L	54	56
2/10	CS Fullerton	PC	A	W	66	64
2/15	Long Beach State	PC	A	L-OT	88	92
2/18	UC Santa Barbara	PC	A	L	73	86
2/22	Pacific	PC	H	W	84	77
3/1	San José State	PCT	N2	W	85	78
3/2	Fresno State	PCT	N2	W	81	74
3/3	Pacific	PCT	N2	L	73	82
3/9	Southern Cal	NCAA	A	L	67	86

N1-Syracuse, N.Y. | N2-Anaheim, Calif.



**Coach: Rod Tueller
(1980-88)
139-120, .537 (Nine Seasons)**

1979-80

Record: 19-8 PCAA: 11-2, 1st place

Home: 11-2 Away: 7-4 Neutral: 1-2

PCAA Regular Season Champion

NCAA Tournament Participant

11/30	Weber State	H	W-OT	91	84
12/4	Utah	A	*	74	88
12/6	Weber State	A	L	73	79
12/10	Nevada	H	W	113	95
12/13	Idaho State	H	W	87	77
12/15	Colorado	A	L	79	84
12/19	Utah	H	W	96	88

12/22	BYU		H	L	84	89
12/28	LaSalle	LC	N1	W	89	88
12/29	New Mexico	LC	A	W	117	83
1/5	Redlands		H	W	101	59
1/10	Fresno State	PC	H	W	78	65
1/12	Pacific	PC	H	W	90	86
1/17	UC Santa Barbara	PC	A	W	88	84
1/19	Long Beach State	PC	A	W-OT	100	92
1/24	San José State	PC	H	W-OT	95	92
1/27	San José State	PC	A	L	67	69
1/31	CS Fullerton	PC	H	L	88	96
2/2	UC Irvine	PC	H	W	98	81
2/7	UC Irvine	PC	A	W-OT	87	83
2/9	CS Fullerton	PC	A	W	69	67
2/12	BYU		A	L	83	84
2/14	Long Beach State	PC	H	W	96	90
2/16	UC Santa Barbara	PC	H	W	54	51
2/21	Pacific	PC	A	W	91	78
2/29	San José State	PCT	N1	L	68	94
3/6	Clemson	NCAA	N2	L	73	76

N1-Albuquerque, N.M. | N2-Ogden, Utah (West Regional)

*-Forfeited to Utah State

1980-81

Record: 12-16 PCAA: 5-9, 1-5th place

Home: 6-6 Away: 5-9 Neutral: 1-1

11/28	St. Martin's		H	W	78	47
12/4	Weber State		A	W	81	66
12/6	BYU		H	L	79	82
12/9	Utah		H	L	81	83
12/16	Utah		A	L	74	99
12/19	Michigan State	IBC	N1	W	74	70
12/20	Washington	IBC	N1	W	80	78
12/27	BYU		A	L	89	104
12/30	Idaho State		A	L	69	74
1/3	Weber State		H	W	82	69
1/8	East Central Oklahoma	H	W	107	63	
1/10	Portland State		A	L	85	93
1/15	Fresno State	PC	H	L	62	79
1/17	Pacific	PC	H	W	106	89
1/22	UC Santa Barbara	PC	A	W	78	72
1/24	CS Fullerton	PC	A	W	68	67
1/29	San José State	PC	A	L	64	68
1/31	San José State	PC	H	L	71	82
2/5	Long Beach State	PC	A	L	78	79
2/7	UC Irvine	PC	A	L-2OT	110	117
2/12	UC Irvine	PC	H	L	99	101
2/14	Long Beach State	PC	H	W	105	91
2/19	CS Fullerton	PC	H	W	77	73
2/21	UC Santa Barbara	PC	H	L	79	81
2/26	Pacific	PC	A	L	91	101
2/28	Fresno State	PC	A	L	58	82
3/5	UC Irvine	PCT	N2	W	93	90
3/6	Fresno State	PCT	N2	L	57	71

N1-Providence, R.I. | N2-Anaheim, Calif.

1978-79

Record: 19-11 PCAA: 9-5, 1-2nd place

Home: 13-1 Away: 3-8 Neutral: 3-2

NCAA Tournament Participant

11/28	Utah		A	L-OT	81	84
12/1	Iona	CAC	N1	L	61	73
12/2	W. Michigan	CAC	N1	W	93	85
12/4	South Dakota State		H	W	84	76
12/6	BYU		A	L	80	99
12/9	Boise State		H	W	84	75
12/11	Colorado		H	W	91	70
12/16	Weber State		A	W	76	70
12/18	Portland State		H	W	94	68
12/23	Weber State		H	L	64	73
1/3	Utah		H	W	80	72
1/6	BYU		H	W	84	68
1/9	Fresno State	PC	H	W	56	49
1/11	Pacific	PC	A	L-2OT	82	86
1/14	Fresno State	PC	A	W	64	62
1/18	Long Beach State	PC	H	W	95	84
1/20	UC Santa Barbara	PC	H	W	83	81
1/25	San José State	PC	A	L	85	101
1/27	San José State	PC	H	W	84	69

1979-80 Record: 19-8 • PCAA Champions • NCAA Tournament (0-1)



Front Row (L-R): Assistant Coach Tom Stewart, Head Coach Rod Tueller, Assistant Coach Dana Page, Graduate Assistant Pete Mathesius. **Back Row (L-R):** Trainer Dave Slack, Larry Bergeson, Steve Pinegar, Keith Hood, Craig Taylor, Brian Jackson, Dean Hunger, Leo Cunningham, Mark Miller, Gary Beck, Haakon Austefjord, Edgar Wickliffe, Rich McElrath, Lance Washington, Manager Dee Jones.

1982-83

Record: 20-9 • NCAA Tournament (0-1)



Front Row (L-R): Joel Rotta, Jerome Wiley, Dave Belshe, Michael "Pokey" McCullough, Scott Harries, Eric Petersen, Mark Cutler, Ron Hansen, Gary Beck, Ron Ence, Greg Grant, Chris McMullin, Bob De-Marco, Lance Washington.

1981-82

Record: 4-23 PCAA: 2-12, 8th place

Home: 3-8 Away: 1-12 Neutral: 0-3

11/28	Utah	A	L	73	87
12/3	Montana	A	L	46	61
12/5	Montana State	A	L	51	55
12/8	BYU	H	L	43	51
12/12	Weber State	A	L	61	86
12/18	Seton Hall	KI	N1	L	77
12/19	Jacksonville	KI	N1	L	82
12/23	Utah	H	W	88	78
12/26	BYU	A	W	79	74
12/30	Idaho State	H	L	70	74
1/2	Weber State	H	L	78	83
1/7	West Texas State	A	L	81	90
1/14	San José State	PC	A	L	49
1/16	Fresno State	PC	A	L	50
1/21	Long Beach State	PC	H	W	90
1/23	UC Irvine	PC	H	L	68
1/28	Pacific	PC	A	L	78
1/30	Pacific	PC	H	W	88
2/4	UC Santa Barbara	PC	H	L	62
2/6	CS Fullerton	PC	H	L	68
2/11	UC Santa Barbara	PC	A	L	77
2/13	CS Fullerton	PC	A	L	63
2/19	Long Beach State	PC	A	L	54
2/20	UC Irvine	PC	A	L	72
2/25	San José State	PC	H	L	47
2/27	Fresno State	PC	H	L	61
3/3	UC Irvine	PCT	N2	L	64

N1-Lexington, Ky. | N2-Anaheim, Calif.

1982-83

Record: 20-9 PCAA: 10-6, 3rd place

Home: 14-2 Away: 6-5 Neutral: 0-2

NCAA Tournament Participant

11/26	Midwestern	H	W	99	77
11/27	CS Northridge	H	W	100	63
11/30	BYU	A	W	75	69
12/4	Weber State	A	L	57	83
12/8	Utah	H	W	86	65
12/11	Idaho State	H	W	60	54
12/14	BYU	H	W	80	68
12/16	Weber State	H	W	74	62
12/23	Utah	A	W	67	66
12/28	San Diego	BBC	H	W	65
12/29	Texas Christian	BBC	H	W	84
1/6	UNLV	PC	H	L-OT	77
1/8	San José State	PC	H	W	77
1/13	UC Santa Barbara	PC	H	W	84
1/15	Pacific	PC	H	W	91
1/20	Fresno State	PC	A	L	62
1/22	Pacific	PC	A	W	85
1/27	Long Beach State	PC	A	W	77
1/29	UC Irvine	PC	A	L	76
2/3	Fresno State	PC	H	W	65

2/10	San José State	PC	A	W	76
2/12	UC Irvine	PC	H	L	85
2/17	CS Fullerton	PC	H	W	67
2/19	UNLV	PC	A	L	78
2/24	UC Santa Barbara	PC	A	W-OT	94
2/26	CS Fullerton	PC	A	L	71
3/5	Long Beach State	PC	H	W	81
3/10	San José State	PCT	N1	L	66
3/18	Iowa	NCAA	N2	L	59

1983-84

Record: 19-11 PCAA: 12-6, 4th place

Home: 10-3 Away: 9-6 Neutral: 0-2

National Invitation Tournament Participant

11/26	BYU	H	W	90	78
12/3	Weber State	H	L	73	74
12/9	BYU	CC	A	W	83
12/10	Lamar	CC	N1	W	59
12/13	Utah	A	W	66	64
12/16	Illinois State	INC	N2	L	74
12/17	Texas A&M	INC	N2	L	73
12/20	Utah	H	W	95	86
12/22	Weber State	A	W	69	63
1/5	Cal State Fullerton	PC	A	L	65
1/8	UC Santa Barbara	PC	A	W	65
1/12	UC Irvine	PC	H	W	71
1/14	UNLV	PC	H	L	88
1/19	New Mexico State	PC	A	L-OT	94
1/21	Long Beach State	PC	A	W	94
1/28	San José State	PC	A	W	79
1/30	Fresno State	PC	H	W	60
2/2	UC Santa Barbara	PC	H	W	79
2/4	CS Fullerton	PC	H	W	71
2/6	Pacific	PC	H	W	87
2/9	UNLV	PC	A	L	75
2/11	UC Irvine	PC	A	L	67
2/16	Long Beach State	PC	H	W	80
2/18	New Mexico State	PC	H	W	95
2/23	San José State	PC	H	W	68
2/25	Fresno State	PC	A	L	62
2/29	Pacific	PC	A	W	83
3/8	New Mexico State	PCT	N3	W	79
3/9	UNLV	PCT	N3	L	78
3/14	SW Louisiana	NIT	H	L	92

N1-Provo, Utah

N2-Bloomington, Ind. | N3-Los Angeles, Calif.

1984-85

Record: 17-11 PCAA: 10-8, 1-4th place

Home: 10-3 Away: 7-7 Neutral: 0-1

11/24	Utah	A	W	93	92
11/26	CS Northridge	H	W	100	77
12/1	Weber State	A	L	70	77
12/4	BYU	A	W	97	93
12/8	Utah	H	W	92	79
12/11	BYU	H	W-OT	92	91
12/14	Weber State	H	W	104	83
12/21	Idaho State	A	W	94	85
12/28	LSU	A	L	71	103
1/2	UNLV	PC	H	L-3OT	140
1/5	UC Irvine	PC	H	L	73
1/10	UC Santa Barbara	PC	A	W	78
1/12	CS Fullerton	PC	A	L	72
1/19	San José State	PC	H	W	80
1/21	Pacific	PC	A	L	89
1/23	Fresno State	PC	H	L	75
1/28	Pacific	PC	H	W	73
1/31	UC Irvine	PC	A	W	87
2/2	UNLV	PC	A	L	83
2/6	Long Beach State	PC	H	W	86
2/9	New Mexico State	PC	A	W	80
2/14	CS Fullerton	PC	H	W	73
2/16	UC Santa Barbara	PC	H	W	67
2/21	Fresno State	PC	A	L	58
2/23	San José State	PC	A	L-2OT	76
2/28	Long Beach State	PC	A	W	81
3/2	New Mexico State	PC	H	W	105
3/7	San José State	PCT	N1	L	56

N1-Los Angeles, Calif.

1985-86

Record: 12-16 PCAA: 8-10, 1-6th place

Home: 7-6 Away: 4-9 Neutral: 1-1

11/23	Utah	A	W-OT	87	84
11/29	Weber State	H	L	85	92
12/3	BYU	H	W	82	80
12/6	Murray State	ILC	N1	W	75
12/7	Illinois	ILC	A	L	64
12/10	BYU	A	W	88	76
12/14	Weber State	A	L	76	108
12/18	Georgia	H	L	74	99
12/28	Utah	H	L	56	61
1/2	UNLV	PC	A	L-2OT	94
1/4	UC Irvine	PC	A	L	82
1/9	CS Fullerton	PC	H	W-OT	82
1/11	UC Santa Barbara	PC	H	L	52
1/18	San José State	PC	H	W	80
1/23	Fresno State	PC	A	L	64
1/25	Pacific	PC	A	L	60
1/30	UC Irvine	PC	H	L	79
2/1	UNLV	PC	H	L	79
2/6	Long Beach State	PC	H	W	119
2/8	New Mexico State	PC	H	W	63
2/13	CS Fullerton	PC	A	W	74
2/15	UC Santa Barbara	PC	A	L	83
2/17	San José State	PC	A	L	69
2/20	Fresno State	PC	H	W	78
2/22	Pacific	PC	H	W	78
2/27	Long Beach State	PC	A	L-OT	92
3/1	New Mexico State	PC	A	W	65
3/6	New Mexico State	PCT	N2	L	71

N1-Champaign, Ill. | N2-Los Angeles, Calif.

QUICK FACTS

OUTLOOK

AGGIE BIOS

COACHES

OPONENTS

SEASON REVIEW

RECORDS

UNIVERSITY

1986-87

Record: 15-16 PCAA: 8-10, 7th place

Home: 10-3 Away: 3-10 Neutral: 2-3

11/28	Washington	GAS	N1	W	81	72
11/29	Northeastern	GAS	N1	L	91	96
11/30	North Carolina St.	GAS	N1	L	82	94
12/3	BYU		A	L	86	100
12/5	Grambling State		H	W	100	80
12/9	Utah		A	L	79	92
12/13	Weber State		A	W	84	75
12/16	BYU		H	L	93	97
12/20	Weber State		H	W	76	67
12/22	Fordham	MLC	N2	W-OT	93	88
12/23	San Francisco	MLC	A	W	91	82
12/27	Utah		H	W	81	75
1/3	New Mexico State	PC	H	W	77	69
1/5	Long Beach State	PC	H	L-OT	91	94
1/8	UC Irvine	PC	A	L	96	118
1/10	UNLV	PC	A	L	94	117
1/15	Fresno State	PC	A	L	68	70
1/17	Pacific	PC	A	W	73	69
1/22	CS Fullerton	PC	H	W-2OT	96	95
1/24	UC Santa Barbara	PC	H	W	64	61
1/29	Long Beach State	PC	A	L	66	93
1/31	New Mexico State	PC	A	L	82	85
2/5	UNLV	PC	H	L	78	113
2/7	UC Irvine	PC	H	W	106	103
2/14	San José State	PC	H	W-OT	91	86
2/16	Pacific	PC	H	W	85	61
2/19	CS Fullerton	PC	A	L	71	94
2/21	Fresno State	PC	H	W	68	65
2/26	San José State	PC	A	L	73	81
2/28	UC Santa Barbara	PC	A	L	71	73
3/5	UC Santa Barbara	PCT	N3	L	79	87

N1-Anchorage, Alaska | N2-San Francisco, Calif. | N3-Los Angeles, Calif.

1987-88

Record: 21-10 PCAA: 13-5, 1-2nd place

Home: 10-3 Away: 7-6 Neutral: 4-1

PCAA Tournament Champion

NCAA Tournament Participant

11/27	Utah		A	L	64	77
12/1	BYU		H	L	92	96
12/5	Utah		H	W-2OT	76	70
12/11	Murray State	LI	N1	W	74	57
12/12	Texas	LI	A	W	80	75
12/19	BYU		A	L-OT	112	121
12/22	Weber State		A	W	107	93
12/29	Weber State		H	W	92	69
12/31	Kansas State		H	L	69	81
1/2	Pacific	PC	A	W	78	71
1/4	Fresno State	PC	A	W	90	68
1/7	Long Beach State	PC	H	W	86	81
1/9	New Mexico State	PC	H	W	53	52
1/14	UC Irvine	PC	A	L	81	87
1/16	UC Santa Barbara	PC	A	W	73	72
1/19	UNLV	PC	H	L	83	87

1/21	CS Fullerton	PC	H	W	75	72
1/30	San José State	PC	H	W	114	85
2/4	New Mexico State	PC	A	W	78	77
2/6	Long Beach State	PC	A	W	82	75
2/10	UC Santa Barbara	PC	H	W	85	62
2/13	UC Irvine	PC	H	W	102	83
2/18	UNLV	PC	A	L	74	94
2/20	CS Fullerton	PC	A	L	77	80
2/28	San José State	PC	A	L	95	96
3/3	Fresno State	PC	H	W	82	69
3/5	Pacific	PC	H	W	102	73
3/10	San José State	PCT	N2	W	80	72
3/11	UC Santa Barbara	PCT	N2	W	73	66
3/12	UC Irvine	PCT	N2	W	86	79
3/18	Vanderbilt	NCAA	N3	L	77	80

N1-Austin, Texas | N2-Los Angeles, Calif. | N3-Lincoln, Neb.



Coach: Kohn Smith
(1989-93)
63-78, .447 (Five Seasons)

1988-89

Record: 12-16 | Big West: 10-8, 1-4th place

Home: 8-4 | Away: 3-11 | Neutral: 1-1

11/30	Kansas State		A	L	67	86
12/3	Weber State		H	W	106	93
12/10	Utah		A	L	64	75
12/15	Utah		H	L	61	76
12/17	BYU		A	L	85	96
12/19	Weber State		A	L	74	75
12/21	BYU		H	L	72	74
12/28	Detroit	HC	N1	W	80	50
12/29	Indiana	HC	A1	L	61	73
1/3	Fresno State	BW	H	L	72	76
1/5	Pacific	BW	H	W	85	69
1/8	New Mexico State	BW	A	W	69	66
1/10	Long Beach State	BW	A	L	69	74
1/14	UC Santa Barbara	BW	H	W	78	65
1/16	UC Irvine	BW	H	W	104	71
1/19	UNLV	BW	A	L	80	102
1/21	CS Fullerton	BW	A	L	87	96
1/25	UNLV	BW	H	L	68	94
1/28	San José State	BW	H	W	68	54
2/2	Long Beach State	BW	H	W	82	69
2/4	New Mexico State	BW	H	W	92	71
2/13	UC Santa Barbara	BW	A	L	61	76
2/16	CS Fullerton	BW	H	W	90	80
2/23	San José State	BW	A	W	70	62
2/26	Pacific	BW	A	L	84	86
3/2	UC Irvine	BW	A	W-OT	95	94
3/4	Fresno State	BW	A	L	59	69
3/9	CS Fullerton	BWT	N2	L-OT	86	87

N1/A1-Indianapolis, Ind. | N2-Long Beach, Calif.

1989-90

Record: 14-16 | Big West: 8-10, 5th place

Home: 9-6 | Away: 5-8 | Neutral: 0-2

11/28	Boise State		H	W	54	45
11/30	BYU		H	L	65	71
12/2	CS Northridge		H	W	95	78
12/6	BYU-Hawaii		H	W	85	70
12/8	Colorado	EST	N1	L	90	104
12/9	George Washington	EST	N1	L	76	83
12/12	BYU		A	L	68	69
12/18	Utah		A	L	59	65
12/20	Weber State		H	W	70	52
12/28	Utah		H	W	79	77
12/30	Weber State		A	W	64	62
1/2	UC Irvine	BW	A	W	80	70
1/4	UC Santa Barbara	BW	A	L	66	91
1/6	CS Fullerton	BW	H	W-OT	83	82
1/13	San José State	BW	H	W	77	72
1/15	UC Santa Barbara	BW	H	L	82	91
1/18	Pacific	BW	A	W-OT	72	70
1/20	Fresno State	BW	A	W	68	65
1/25	Long Beach State	BW	H	L	78	79
1/27	New Mexico State	BW	H	L	73	81
2/1	UNLV	BW	A	L	90	124
2/3	CS Fullerton	BW	A	L	77	88
2/10	San José State	BW	A	W	88	83
2/17	Pacific	BW	H	W	66	63
2/19	Fresno State	BW	H	W	89	83
2/22	New Mexico State	BW	A	L	84	103
2/24	Long Beach State	BW	A	L	74	82
3/1	UNLV	BW	H	L	82	84
3/3	UC Irvine	BW	H	L	76	80
3/9	Long Beach State	BWT	A	L	68	86

N1-Maui, Hawaii

1990-91

Record: 11-17 | Big West: 8-10, 1-4th place

Home: 8-4 | Away: 2-12 | Neutral: 1-1

11/24	BYU		A	L	94	98	
12/1	BYU		H	L	58	63	
12/4	Utah		A	L	76	84	
12/8	Boise State		A	L	77	89	
12/13	Weber State		H	W	77	62	
12/19	Weber State		A	W	82	72	
12/21	Air Force	MLC	N1	W	64	63	
12/22	San Francisco	MLC	A	L	79	87	
12/29	Utah		H	L	63	74	
1/2	UC Irvine		BW	H	W	111	88
1/4	UC Santa Barbara		BW	H	W	81	75
1/7	CS Fullerton		BW	A	L	91	93
1/9	UNLV		BW	A	L	93	124
1/17	Pacific		BW	H	W	74	64
1/19	Fresno State		BW	H	W	91	69
1/24	Long Beach State		BW	A	L	78	89
1/26	New Mexico State		BW	A	L	66	86
1/28	UNLV		BW	H	L	83	126
1/31	CS Fullerton		BW	H	W	74	63
2/2	San José State		BW	H	W	88	71
2/9	San José State		BW	A	W	69	62
2/14	Fresno State		BW	A	L	86	107
2/16	Pacific		BW	A	L-2OT	92	100
2/21	New Mexico State		BW	H	L	75	83
2/23	Long Beach State		BW	H	W	90	80
2/28	UC Santa Barbara		BW	A	L	82	98
3/2	UC Irvine		BW	A	L	107	109
3/8	UC Santa Barbara	BWT	N2	L	76	80	

N1-San Francisco, Calif. | N2-Long Beach, Calif.

1991-92

Record: 16-12 | Big West: 10-8, 5th place

Home: 11-3 | Away: 4-8 | Neutral: 1-1

11/26	BYU		H	L	66	82
12/3	Utah		H	L	62	71
12/7	Weber State		A	W	92	78
12/10	Utah		A	W-OT	74	72
12/13	BYU	CC	A	L	77	93
12/14	Oral Roberts	CC	N1	W	109	97
12/21	BYU-Hawaii		H	W	78	74
12/30	Weber State		H	W	84	72
1/4	Fresno State	BW	A	W	88	83
1/9	UC Irvine	BW	H	W	81	63

1987-88

Record: 21-10 • PCAA Tournament Champions • NCAA Tournament (0-1)



Front Row (L-R): Manager Mark Seegmiller, Jon Judkins, Reid Newey, Doug Gotcher, Kevin Nixon, Jeff Anderson, Chris Sheehan, Manager Ken Christensen. **Back Row (L-R):** Equipment Manager Ken Seamons, Assistant Coach Kohn Smith, Assistant Coach Jimmy Moore, Jerry Davis, Dan Conway, Stan Pepek, Greg Housekeeper, Darren Johnson, Gilbert Pete, Nathan Grant, Trainer Dale Mildnerberger, Head Coach Rod Tueller, Trainer Shauna Bolliger.



ALL-TIME RESULTS



1/11	CS Fullerton	BW	H	W	89	72
1/13	Rutgers		H	W	78	70
1/16	UC Santa Barbara	BW	A	L	72	74
1/18	Long Beach State	BW	A	L	72	87
1/23	San José State	BW	H	W	80	63
1/25	Pacific	BW	H	W	67	60
1/30	UNLV	BW	H	L-OT	80	85
2/6	CS Fullerton	BW	A	L-OT	99	111
2/8	UC Irvine	BW	A	L	75	80
2/10	New Mexico State	BW	A	L	69	75
2/13	Long Beach State	BW	H	W	76	75
2/15	UC Santa Barbara	BW	H	W	70	54
2/20	Pacific	BW	A	L	64	86
2/22	San José State	BW	A	W	84	79
2/29	New Mexico State	BW	H	W-OT	85	78
3/3	UNLV	BW	A	L	53	65
3/7	Fresno State	BW	H	W	70	62
3/13	Pacific	BWT	N2	L	69	86

N1-Provo, Utah | N2-Long Beach, Calif.

1992-93

Record: 10-17 | Big West: 7-11, 7th place

Home: 7-6 | Away: 3-10 | Neutral: 0-1

12/2	Montana Tech		H	W	80	49
12/4	BYU		H	L	83	93
12/8	Utah		A	L	79	86
12/12	Weber State		A	L	80	85
12/18	BYU		A	L	65	89
12/22	Utah		H	W	85	75
12/29	Seattle Pacific		H	W	88	76
1/3	Nevada	BW	A	W	84	61
1/7	UC Irvine	BW	A	W	70	65
1/9	CS Fullerton	BW	A	L	71	91
1/14	UC Santa Barbara	BW	H	W	75	65
1/16	Long Beach State	BW	H	L	59	65
1/19	Rutgers		A	L	93	113
1/23	Pacific	BW	A	L	79	86
1/26	San José State	BW	A	L-OT	79	80
1/30	UNLV	BW	H	L	78	87
2/1	New Mexico State	BW	H	L	64	76
2/4	CS Fullerton	BW	H	W	86	61
2/6	UC Irvine	BW	H	W	81	70
2/11	Long Beach State	BW	A	L	64	76
2/13	UC Santa Barbara	BW	A	W-OT	77	75
2/18	Pacific	BW	H	L	62	72
2/20	San José State	BW	H	W	92	79
2/25	New Mexico State	BW	A	L	60	82
2/27	UNLV	BW	A	L	86	94
3/6	Nevada	BW	H	L	87	97
3/12	UNLV	BWT	N1	L	86	104

N1-Long Beach, Calif.



Coach: Larry Eustachy
(1994-98)
98-53, .649 (Five Seasons)

1993-94

Record: 14-13 | Big West: 11-7, 2-nd place

Home: 10-3 | Away: 3-8 | Neutral: 1-2

12/3	Colorado State		A	L	65	78
12/7	Weber State		H	L	86	87
12/11	Chadron State		H	W	109	71
12/14	BYU		A	L	65	78
12/18	Lewis-Clark State		H	W	66	53
12/22	Utah		A	L	55	61
12/28	Old Dominion	CS	N1	W	77	74
12/29	Wyoming	CS	N1	L-OT	69	73
1/3	Pacific	BW	H	W	74	65
1/5	San José State	BW	H	W	57	48
1/8	Long Beach State	BW	A	L	70	89
1/10	UC Santa Barbara	BW	A	L	33	53
1/15	CS Fullerton	BW	H	W	59	50
1/17	UC Irvine	BW	H	L	71	78
1/20	New Mexico State	BW	A	L	71	82
1/22	UNLV	BW	A	L	61	67
1/29	Nevada	BW	A	L	55	65
2/3	UNLV	BW	H	W-OT	82	81
2/5	New Mexico State	BW	H	W	69	68
2/10	UC Irvine	BW	A	W-OT	79	77

2/12	CS Fullerton	BW	A	W	59	52
2/17	Long Beach State	BW	H	W-OT	80	76
2/19	UC Santa Barbara	BW	H	L	60	63
2/24	San José State	BW	A	W	67	64
2/26	Pacific	BW	A	W-OT	84	79
3/5	Nevada	BW	H	W	71	59
3/11	UC Irvine	BWT	N2	L	68	78

NI-Casper, Wyo. | N2-Las Vegas, Nev.

1994-95

Record: 21-8 Big West: 14-4, 1st place

Home: 13-4 Away: 7-3 Neutral: 1-1

Big West Conference Regular Season Champion

National Invitation Tournament Participant

11/18	Simon Fraser		H	W	97	67
11/26	Boise State		A	L	68	81
12/1	BYU		H	W	83	59
12/17	Southern Utah		N1	W	76	63
12/23	Utah		H	L	71	75
12/28	Lewis-Clark State	GC	H	W	86	62
12/29	Idaho State	GC	H	W	67	62
1/2	Boise State		H	W	66	61
1/5	San José State	BW	A	W	71	62
1/7	Pacific	BW	A	W	58	57
1/11	UC Santa Barbara	BW	H	W	75	56
1/14	CS Fullerton	BW	A	W	84	73
1/16	UC Irvine	BW	A	W	93	87
1/19	Long Beach State	BW	H	W	87	67
1/21	UNLV	BW	H	L	63	69
1/28	Nevada	BW	H	W	73	57
2/2	UC Santa Barbara	BW	A	W	64	56
2/4	Long Beach State	BW	A	L	50	62
2/9	UC Irvine	BW	H	W	94	67
2/11	CS Fullerton	BW	H	W	103	71
2/13	New Mexico State	BW	H	L-2OT	100	104
2/16	UNLV	BW	A	W	76	72
2/18	New Mexico State	BW	A	W	75	63
2/21	Cal Poly		H	W	106	53
2/25	Nevada	BW	A	L	75	90
3/2	San José State	BW	H	W	89	69
3/4	Pacific	BW	H	W	74	64
3/10	UC Irvine	BWT	N2	L	72	76
3/16	Illinois State	NIT	H	L-OT	87	93

NI-Salt Lake City, Utah | N2-Las Vegas, Nev.

1995-96

Record: 18-15 Big West: 10-8, 4th place

Home: 12-3 | Away: 5-8 | Neutral: 1-4

11/18	Simon Fraser		H	W	67	52
11/24	Wichita State	BI	N1	L-2OT	61	63
11/25	Valparaiso	BI	N1	L	70	79
11/26	Hawaii'i-Hilo	BI	A	W	103	86
12/2	Lewis-Clark State		H	W	61	57
12/5	BYU		A	L	52	76
12/9	Utah		A	L	43	59
12/16	Weber State		N2	L-OT	79	81
12/18	Chaminade		H	W	98	52
12/28	Miss. Valley State	GC	H	W	80	63
12/29	Southern Miss	GC	H	W	77	65
1/4	UNLV	BW	A	L	57	66
1/8	Nevada	BW	A	W-OT	75	71
1/11	Southern Illinois		H	L	69	70
1/13	Pacific	BW	H	W-2OT	73	71
1/15	San José State	BW	H	W-OT	60	58
1/18	Long Beach State	BW	A	L	73	80
1/20	UC Santa Barbara	BW	A	L	80	85
1/25	CS Fullerton	BW	H	W	73	49
1/27	UC Irvine	BW	H	L	72	78
1/29	New Mexico State	BW	A	W	70	60
2/3	Nevada	BW	H	W	72	62
2/8	San José State	BW	A	L	65	68
2/10	Pacific	BW	A	L	57	74
2/15	UC Santa Barbara	BW	H	W	78	63
2/17	Long Beach State	BW	H	L	50	71
2/22	New Mexico State	BW	H	W	76	69
2/24	CS Fullerton	BW	A	W	66	53
2/26	UC Irvine	BW	A	L	76	81
3/2	UNLV	BW	H	W	82	69
3/8	Nevada	BWT	A	W	70	65
3/9	Long Beach State	BWT	N3	W	86	73
3/10	San José State	BWT	N3	L-OT	75	76

N1-Hilo, Hawaii'i | N2-Salt Lake City, Utah | N3-Reno, Nev.

1996-97

Record: 20-9 | Big West: 12-4, T-1st Eastern Division

Home: 13-2 | Away: 5-6 | Neutral: 2-1

11/16	Simon Fraser		H	W	75	39
11/26	Utah		H	L	41	60
11/30	So. California College	H	W	68	50	
12/7	Humboldt State		H	W	69	50
12/10	BYU		A	L	61	64
12/14	Colorado State		H	L	59	62
12/19	Weber State		A	W	80	68
12/21	Wyoming		N1	W	73	72
12/27	Texas Southern	GC	H	W	72	41
12/28	Portland	GC	H	W	63	48
1/2	Nevada	BW	H	W	68	59
1/4	Southern Illinois		A	L	64	67
1/9	Boise State	BW	A	W-OT	73	60
1/12	Idaho	BW	A	W	55	52
1/16	North Texas	BW	H	W	79	56
1/18	New Mexico State	BW	H	W	71	68
1/23	CS Fullerton	BW	A	W	91	80
1/25	Nevada	BW	A	L	59	72
1/30	Cal Poly	BW	H	W	85	74
2/1	UC Santa Barbara	BW	H	W	71	63
2/6	Pacific	BW	A	L-OT	71	77
2/8	Long Beach State	BW	A	L	58	71
2/15	UC Irvine	BW	H	W	87	50
2/20	Idaho	BW	H	W	69	58
2/22	Boise State	BW	H	W	58	41
2/27	New Mexico State	BW	A	L	63	89
3/1	North Texas	BW	A	W	72	53
3/7	UC Santa Barbara	BWT	N2	W	81	66
3/8	Pacific	BWT	N2	L	54	71

N1-Salt Lake City, Utah | N2-Reno, Nev.

1997-98

Record: 25-8 | Big West: 13-3, 1st Eastern Division

Home: 15-0 | Away: 6-7 | Neutral: 4-1

Big West Conference Tournament Champion

NCAA Tournament Participant

11/14	Simon Fraser		H	W	79	67
11/17	Minnesota	NIT	A	W	75	64
11/19	Florida State	NIT	A	L	55	66
11/22	Southern Oregon		H	W	111	61
11/29	BYU		H	W	72	69
12/3	Wyoming		A	L	61	67
12/6	San Diego State		N1	W	64	61
12/10	Utah		A	L	55	71
12/20	Long Island		H	W	100	84
12/27	Weber State		H	W	71	65
12/30	Fresno Pacific	GC	H	W	69	51
12/31	Radford	GC	H	W	80	73
1/3	Colorado State		A	L	59	68
1/8	Pacific	BW	H	W	70	62
1/10	Long Beach State	BW	H	W	69	55
1/15	Cal Poly	BW	A	W-OT	91	88
1/17	UC Santa Barbara	BW	A	W-OT	69	66
1/22	Boise State	BW	H	W	70	41
1/24	Idaho	BW	H	W	68	66
1/29	North Texas	BW	A	W	79	64
1/31	New Mexico State	BW	A	L	69	74
2/5	Nevada	BW	H	W	74	52
2/7	CS Fullerton	BW	H	W	69	44
2/12	UC Irvine	BW	A	W	60	51
2/14	Nevada	BW	A	L	62	73
2/19	Idaho	BW	A	W	59	50
2/21	Boise State	BW	A	L	49	57
2/26	New Mexico State	BW	H	W-OT	84	82
2/28	North Texas	BW	H	W	102	76
3/6	Long Beach State	BWT	N2	W	69	61
3/7	CS Fullerton	BWT	N2	W	65	56
3/8	Pacific	BWT	N2	W	78	63
3/12	Maryland	NCAA	N3	L	68	82

N1-Salt Lake City, Utah | N2-Reno, Nev. | N3-Sacramento, Calif.

QUICK FACTS

OUTLOOK

AGGIE BIOS

COACHES

OPONENTS

SEASON REVIEW

RECORDS

UNIVERSITY

1997-98

RECORD: 25-8 • BIG WEST CHAMPIONS • NCAA TOURNAMENT (0-1)



Bottom Row (L-R): Marcus Saxon, Kevin Rice, Justin Jones, Donnie Johnson, Charles Brady, Dave Isaacson, Brandon Birch. **Top Row (L-R):** Tyrone Allick, Rick Randall, Rashad Elliott, Pharoah Davis, Neal Geddes, Michael Jones, Mark Thurston.



Coach: Stew Morrill
(1999-2015)
402-156 (17 Seasons)

1998-99

Record: 15-13 | Big West: 8-8, T-4th Eastern Division
Home: 13-2 | Away: 2-9 | Neutral: 0-2

11/9	Simon Fraser		H	W	96	79
11/18	Utah		H	W	62	54
11/20	CO-Colorado Springs		H	W	82	61
11/24	San Diego State		A	W	63	60
11/28	Whitworth College		H	W	69	65
12/5	Colorado State		A	L	61	64
12/10	Fresno State		H	L	77	82
12/19	Weber State		N1	L	72	82
12/29	Norfolk State	GC	H	W	84	71
12/30	Lafayette	GC	H	W	85	67
1/2	BYU		A	L	59	61
1/7	Pacific	BW	A	L	73	84
1/9	Long Beach State	BW	A	L	55	64
1/14	Cal Poly	BW	H	W	97	73
1/16	UC Santa Barbara	BW	H	L-OT	65	66
1/21	Boise State	BW	A	W	58	52
1/23	Idaho	BW	A	L	58	77
1/28	North Texas	BW	H	W	92	61
1/30	New Mexico State	BW	H	W	61	54
2/4	Cal State Fullerton	BW	A	L	78	88
2/6	Nevada	BW	A	L	70	79
2/11	UC Irvine	BW	H	W	76	46
2/13	Nevada	BW	H	W	66	60
2/18	Idaho	BW	H	W	68	67
2/20	Boise State	BW	H	W	63	62
2/25	New Mexico State	BW	A	L	52	55
2/27	North Texas	BW	A	L	90	94
3/4	UC Santa Barbara	BWT	N2	L	74	75

N1-Salt Lake City, Utah | N2-Reno, Nev.

1999-2000

Record: 28-6 | Big West: 16-0, 1st Eastern Division
Home: 15-1 | Away: 9-3 | Neutral: 4-2

Big West Conference Tournament Champion
NCAA Tournament Participant

11/13	Simon Fraser		H	W	78	57
11/22	Florida	MI	N1	L	58	60
11/23	Chaminade	MI	N1	W	70	48
11/24	Southern Cal	MI	N1	W	52	50
11/30	Northern Arizona		A	L	52	64
12/4	UC San Diego		H	W	82	58
12/7	Utah		A	L	42	77
12/9	Northern Arizona		H	W	80	58
12/18	Western State		H	W	93	51
12/21	Weber State		A	L	73	86
12/28	Mercer	GC	H	W	74	55

12/29	San Diego	GC	H	W-OT	68	65
1/4	Fresno State		H	W	83	66
1/8	BYU		H	L	73	82
1/13	CS Fullerton	BW	H	W	82	70
1/15	UC Irvine	BW	H	W	81	46
1/20	UC Santa Barbara	BW	A	W	61	57
1/22	Cal Poly	BW	A	W	74	62
1/27	Boise State	BW	A	W	75	68
1/30	Idaho	BW	A	W	67	60
2/3	North Texas	BW	H	W	83	70
2/5	New Mexico State	BW	H	W	66	51
2/10	Nevada	BW	H	W	69	54
2/12	Long Beach State	BW	A	W	71	63
2/17	Nevada	BW	A	W	62	53
2/19	Pacific	BW	H	W	64	55
2/24	New Mexico State	BW	A	W	70	66
2/26	North Texas	BW	A	W	76	68
2/2	Idaho	BW	H	W	73	52
3/4	Boise State	BW	H	W	74	62
3/9	Pacific	BWT	N2	W	64	41
3/10	Nevada	BWT	A	W	69	64
3/11	New Mexico State	BWT	N2	W	71	66
3/17	Connecticut	NCAA	N3	L	67	75
N1-Lahaina, Hawaii N2-Reno, Nev. N3-Birmingham, Ala.						

N1-Lahaina, Hawaii | N2-Reno, Nev. | N3-Birmingham, Ala.

2000-01

Record: 28-6 | Big West: 13-3, 2nd Place

Home: 15-0 | Away: 7-4 | Neutral: 6-2

Big West Conference Tournament Champion
NCAA Tournament Participant

11/17	Santa Clara	TOC	N1	W	76	67
11/18	South Florida	TOC	N1	W	69	66
11/19	Austin Peay	TOC	N1	L-OT	76	80

11/25	Colo.-Colorado Springs	H	W	68	61	
11/29	Idaho State	A	W	59	55	
12/6	Utah	H	W	58	57	
12/9	Montana Tech	H	W	79	29	
12/16	BYU	A	L	67	69	
12/20	UC Riverside	A	W	76	62	
12/23	Weber State	H	W	89	77	
12/29	Albany	GC	H	W	88	43
12/30	Air Force	GC	H	W	59	50
1/4	Cal Poly	BW	A	W	82	69
1/6	Idaho	BW	A	W	80	58
1/11	Long Beach State	BW	H	W	76	60
1/13	Pacific	BW	H	W	73	59
1/16	UC Riverside	H	W	75	45	
1/20	Boise State	BW	H	W	82	64
1/25	Pacific	BW	A	W	62	51
1/27	Idaho	BW	H	W	71	57
1/31	UC Irvine	BW	A	L	51	56
2/2	CS Fullerton	BW	A	W	76	52
2/8	UC Irvine	BW	H	W	67	52
2/10	CS Fullerton	BW	H	W	58	46
2/15	UC Santa Barbara	BW	A	W	71	48
2/17	Long Beach State	BW	A	L	56	71
2/24	Boise State	BW	A	L-OT	77	78
3/1	UC Santa Barbara	BW	H	W	83	50
3/3	Cal Poly	BW	H	W	82	55
3/8	CS Fullerton	BWT	N2	W	74	43
3/9	Boise State	BWT	N2	W	67	48
3/10	Pacific	BWT	N2	W	50	38
3/15	Ohio State	NCAA	N3	W-OT	77	68
3/17	UCLA	NCAA	N3	L	50	75

N1-Fairbanks, Alaska | N2-Anaheim, Calif. | N3-Greensboro, N.C.

N1-Fairbanks, Alaska | N2-Anaheim, Calif. | N3-Greensboro, N.C.

2001-02

Record: 23-8 | Big West: 13-5, T-1st

Home: 14-2 | Away: 7-5 | Neutral: 2-1

Big West Conference Regular Season Champion
National Invitation Tournament Participant

11/17	Montana State	A	W	66	51
11/23	Utah	A	W	78	65
11/28	Idaho State	H	W	64	59
12/1	BYU	H	W-OT	90	81
12/4	Montana State	H	W	60	55
12/8	Weber State	A	L	64	67
12/15	Western State	H	W	99	43
12/20	CS Northridge	BW	H	W	73
12/22	Pacific	BW	H	W	81
12/28	Centenary	GC	H	W	74
12/29	Idaho State	GC	H	W	74
1/3	Cal Poly	BW	A	L	58
1/5	UC Santa Barbara	BW	A	W	60
1/10	UC Irvine	BW	H	L	66
1/12	Long Beach State	BW	H	W	70
1/17	UC Riverside	BW	A	W	68
1/19	CS Fullerton	BW	A	L	51
1/26	Idaho	BW	A	W	57
1/31	UC Santa Barbara	BW	H	W	72

1999-2000

RECORD: 28-6 • BIG WEST CHAMPIONS • NCAA TOURNAMENT (0-1)



Front Row (L-R): Bernard Rock, Academic Advisor Bre White, Trainer Mike Williams, Assistant Coach Randy Rahe, Head Coach Stew Morrill, Assistant Coach Don Verlin, Assistant Coach Mark Arce, Manager Darrell Young, Rashawn Thomas. **Back Row (L-R):** K.C. Comadena, Dion Bailey, Tony Brown, Brennan Ray, Brad Wilden, Curtis Bobb, Dan Stewart, Dimitri Jorssen, Chad Evans, Jason Hendrian, Andre Mahorn, Shawn Daniels, Jason Napier, Troy Rolle.

2000-01

RECORD: 28-6 • BIG WEST TOURNAMENT CHAMPIONS • NCAA TOURNAMENT (1-1)



Front Row (L-R): Calvin Brown, Manager Erik Skinner, Trainer Mike Williams, Assistant Coach Randy Rahe, Head Coach Stew Morrill, Assistant Coach Don Verlin, Assistant Coach Mark Arce, Thomas Vincent. **Back Row (L-R):** Bernard Rock, Michael Stowell, Dion Bailey, Curtis Bobb, Brennan Ray, Dan Stewart, Jeremy Vague, Dimitri Jorssen, Shawn Daniels, Chad Evans, Jason Napier, Toraino Johnson, Tony Brown, Nate Bullen.

2/2	Cal Poly	BW	H	W	85	53
2/7	Long Beach State	BW	A	W	60	53
2/9	UC Irvine	BW	A	W	62	61
2/14	CS Fullerton	BW	H	W	60	45
2/16	UC Riverside	BW	H	W	59	42
2/23	Idaho	BW	H	W	65	56
2/28	Pacific	BW	A	L	51	55
3/2	CS Northridge	BW	A	L	54	62
3/7	Idaho	BWT	N	W	61	41
3/8	Pacific	BWT	N	W	69	65
3/9	UC Santa Barbara	BWT	N	L	56	60
3/13	Montana State	NIT	H	L	69	77
N-Anaheim, Calif.						

2002-03

Record: 24-9 | Big West: 12-6, 3rd
Home: 12-2 | Away: 7-6 | Neutral: 5-1
Big West Conference Tournament Champion
NCAA Tournament Participant

11/23	Illinois State	A	W	68	53	
11/26	Whitman	H	W	86	52	
11/29	Vermont	N1	W	62	59	
11/30	Drake	N1	W	73	61	
12/1	Hawai'i-Hilo	A	W	71	60	
12/7	Jackson State	A	L	57	63	
12/14	BYU	A	L	56	66	
12/17	Utah	H	W	59	54	
12/21	Weber State	H	W	66	64	
12/27	Arkansas State	GC	H	W	72	54
12/28	Idaho State	GC	H	W	66	59
1/2	CS Northridge	BW	A	W	59	44
1/4	Pacific	BW	A	L	54	66
1/9	Cal Poly	BW	H	W	81	67
1/11	UC Santa Barbara	BW	H	W	75	59
1/15	UC Irvine	BW	A	L-OT	73	75
1/18	Long Beach State	BW	A	W	63	55
1/23	UC Riverside	BW	H	W	77	58
1/25	CS Fullerton	BW	H	W	61	60
2/1	Idaho	BW	A	W	60	56
2/6	UC Santa Barbara	BW	A	L	50	62
2/8	Cal Poly	BW	A	W	64	63
2/13	UC Irvine	BW	H	L	58	59
2/15	Long Beach State	BW	H	W	95	61
2/20	CS Fullerton	BW	A	W	62	41
2/22	UC Riverside	BW	A	L	65	72
3/1	Idaho	BW	H	L	51	52
3/6	CS Northridge	BW	H	W	69	58
3/8	Pacific	BW	H	W	75	70
3/13	CS Fullerton	BWT	N2	W-OT	89	83
3/14	UC Irvine	BWT	N2	W	62	55
3/15	Cal Poly	BWT	N2	W	57	54
3/20	Kansas	NCAA	N3	L	61	64
N1-Hilo, Hawai'i N2-Anaheim, Calif. N3-Oklahoma City, Okla.						

2003-04

Record: 25-4 | Big West: 17-1, T-1st
Home: 15-1 | Away: 10-2 | Neutral: 0-1
Big West Conference Regular Season Champion
National Invitation Tournament Participant

11/21	Fort Lewis College	H	W	86	54	
11/25	Weber State	A	W	66	60	
11/29	Illinois State	H	W	89	84	
12/3	Utah	A	L	45	56	
12/13	Idaho State	A	W	73	62	
12/18	Jackson State	H	W	67	42	
12/23	BYU	H	W	76	74	
12/29	San Francisco	GC	H	W	74	48
12/30	New Mexico State	GC	H	W	73	57
1/3	Idaho	BW	H	W	69	56
1/8	UC Santa Barbara	BW	A	W	74	67
1/10	Cal Poly	BW	A	W	69	63
1/15	Pacific	BW	H	W	66	51
1/17	CS Northridge	BW	H	W	83	57
1/22	CS Fullerton	BW	A	W	57	49
1/24	UC Riverside	BW	A	W	62	58
1/29	UC Irvine	BW	H	W	57	48
1/31	Long Beach State	BW	H	W	84	46
2/5	Cal Poly	BW	H	W	57	43
2/7	UC Santa Barbara	BW	H	W	63	54
2/12	CS Northridge	BW	A	W	69	47
2/14	Pacific	BW	A	L	60	64
2/19	UC Riverside	BW	H	W-OT	77	72
2/21	CS Fullerton	BW	H	W	87	61
2/26	Long Beach State	BW	A	W	67	47
2/28	UC Irvine	BW	A	W	59	56
3/5	Idaho	BW	A	W	64	60

3/12	CS Northridge	BWT	N	L	62	63
3/17	Hawai'i	NIT	H	L	74	85
N-Anaheim, Calif.						

2004-05

Record: 24-8 | Big West: 13-5, 2nd
Home: 14-1 | Away: 6-5 | Neutral: 4-2
Big West Conference Tournament Champion
NCAA Tournament Participant

11/18	Georgia Southern	TOC	N1	W	71	61
11/20	Central Florida	TOC	N1	L	52	55
11/21	Northwestern	TOC	N1	W	64	57
11/27	UC Davis		H	W	81	55
12/1	BYU		H	W	71	57
12/4	Utah		H	W	71	45
12/7	IPFW		A	L	59	64
12/11	Weber State		H	W	73	56
12/18	BYU		A	W	84	62
12/23	Idaho	BW	A	L	62	69
12/29	South Carolina St.	GC	H	W	82	60
12/30	Loyola Marymount	GC	H	W	87	42
1/6	UC Santa Barbara	BW	H	W	80	70
1/8	Cal Poly	BW	H	W	76	65
1/13	Pacific	BW	A	L-2OT	66	73
1/15	CS Northridge	BW	A	L	67	70
1/20	CS Fullerton	BW	H	W	84	60
1/22	UC Riverside	BW	H	W	77	52
1/27	UC Irvine	BW	A	W	77	52
1/29	Long Beach State	BW	A	W	75	44
2/3	Cal Poly	BW	A	W	81	57
2/5	UC Santa Barbara	BW	A	W	80	50
2/10	CS Northridge	BW	H	W	77	57
2/12	Pacific	BW	H	L	63	64
2/17	UC Riverside	BW	A	W	73	48
2/19	CS Fullerton	BW	A	L	60	64
2/24	Long Beach State	BW	H	W	68	52
2/26	UC Irvine	BW	H	W	87	49
3/4	Idaho	BW	H	W	65	43
3/11	CS Fullerton	BWT	N2	W	84	77
3/12	Pacific	BWT	N2	W	65	52
3/17	Arizona	NCAA	N3	L	53	66
N1-Fairbanks, Alaska N2-Anaheim, Calif. N3-Boise, Idaho						

2002-03

RECORD: 24-9 • BIG WEST TOURNAMENT CHAMPIONS • NCAA TOURNAMENT (0-1)



Front Row (L-R): Mark Brown, Calvin Brown, Trainer Mike Williams, Assistant Coach Randy Rahe, Head Coach Stew Morrill, Assistant Coach Don Verlin, Assistant Coach Tim Duryea, K.C. Comadena, Greg Patton. **Back Row (L-R):** Michael Stowell, John Neil, Nate Harris, Desmond Penigar, Ian McVey, Mike Ahmad, Mike Puzey, Spencer Nelson, Chad Evans, Toraino Johnson, Cardell Butler, Ronnie Ross.

QUICK FACTS

OUTLOOK

AGGIE BIOS

COACHES

OPONENTS

SEASON REVIEW

RECORDS

UNIVERSITY

2004-05

RECORD: 24-8 • BIG WEST TOURNAMENT CHAMPIONS • NCAA TOURNAMENT (0-1)



Front Row (L-R): Cass Matheus, Marques Crane, Chris Huber, Tyler Williams, Calvin Brown, Jimmie Edwards, Jaycee Carroll, David Pak, Danny Gray. **Back Row (L-R):** Jason Williams, Tai Wesley, Spencer Nelson, Nate Harris, Matt Formisano, John Neil, Ian McVey.

11/20	Austin Peay		H	W	71	68
11/23	Vanderbilt	SPI	N1	L	56	77
11/24	Iowa	SPI	N1	W	75	62
12/1	Santa Clara		H	W	71	65
12/5	Utah		A	L	48	72
12/8	CS Bakersfield		A	W	88	66
12/15	Prairie View A&M		H	W	77	51
12/20	Utah Valley	GC	H	W	87	65
12/21	Northern Arizona	GC	H	W	78	62
12/29	Oral Roberts		H	W	76	55
1/3	Hawai'i	WAC	H	W	86	80
1/12	New Mexico State	WAC	H	W	74	62
1/17	Boise State	WAC	H	W	82	78
1/19	Idaho	WAC	H	W	79	64
1/24	Louisiana Tech	WAC	A	W	71	61
1/26	New Mexico State	WAC	A	L	70	100
2/2	Nevada	WAC	H	W	77	63
2/7	Fresno State	WAC	A	W	77	72
2/9	San José State	WAC	H	W	78	73
2/11	Nevada	WAC	A	L	80	85
2/16	Hawai'i	WAC	A	L	66	71
2/18	San José State	WAC	A	L	67	70
2/22	UC Santa Barbara	BB	H	W	72	59
2/28	Louisiana Tech	WAC	H	W	86	59
3/3	Fresno State	WAC	H	W	79	66
3/6	Boise State	WAC	A	W	88	69
3/8	Idaho	WAC	A	W	78	58
3/13	San José State	WACT	N2	W	81	65
3/14	Boise State	WACT	N2	L	78	88
3/19	Illinois State	NIT	A	L	57	61

N1-South Padre Island, Texas | N2-Las Cruces, N.M.

2008-09

Record: 30-5 | WAC: 14-2, 1st

Home: 17-0 | Away: 11-3 | Neutral: 2-2

WAC Champion

NCAA Tournament Participant

11/14	MSU-Northern		H	W	71	50
11/17	UC Santa Barbara		A	W	61	59
11/25	Weber State		H	W	75	49
11/29	Cal Poly		H	W	97	57
12/2	UC Irvine		H	W	74	62
12/6	BYU	N1	L		63	68
12/13	Utah Valley		A	W	69	50
12/17	Southern Utah		A	W	72	65
12/20	Idaho State		A	W	67	57
12/22	Utah		H	W	66	64
12/29	Howard	DD	H	W	85	45
12/30	Houston Baptist	DD	H	W	94	77
12/31	Wyoming	DD	H	W-OT	90	85
1/5	Idaho	WAC	H	W	70	61
1/8	Louisiana Tech	WAC	A	W	50	37
1/10	New Mexico St.	WAC	A	W	77	67
1/15	Fresno State	WAC	H	W	65	61
1/17	Boise State	WAC	H	W	79	65
1/22	San José State	WAC	A	W	62	58
1/24	Hawai'i	WAC	A	W	67	51
1/29	Nevada	WAC	H	W	72	61

2005-06

Record: 23-9 | WAC: 11-5, T-2nd

Home: 14-2 | Away: 7-6 | Neutral: 2-1

NCAA Tournament Participant

11/19	Oral Roberts	A	W-OT	72	67	
11/21	Middle Tennessee	A	L	59	60	
11/26	Lewis & Clark College	H	W	102	65	
11/30	Utah	A	L	66	67	
12/5	Middle Tennessee	H	W	79	61	
12/10	Weber State	A	W	69	60	
12/17	Hawai'i	WAC	A	L	59	69
12/20	Oral Roberts	H	W	65	64	
12/22	BYU	H	W	91	80	
12/29	Arkansas-Little Rock	GC	H	W	76	44
12/30	Binghamton	GC	H	W	81	47
1/5	San José State	WAC	A	W	67	56
1/7	Fresno State	WAC	A	L-2OT	96	99
1/12	Boise State	WAC	H	W	75	69
1/14	Idaho	WAC	H	W	83	58
1/18	Louisiana Tech	WAC	H	W	64	55
1/23	Nevada	WAC	A	W	59	53
1/27	South Dakota State	H	W	72	51	
1/30	Hawai'i	WAC	H	W	63	52
2/2	New Mexico State	WAC	A	L	86	93
2/4	Louisiana Tech	WAC	A	W	63	62
2/11	New Mexico State	WAC	H	L	77	83
2/15	Idaho	WAC	A	W	80	42
2/18	Northwestern State	BB	H	W	66	63
2/23	Boise State	WAC	A	W	64	62
2/25	Nevada	WAC	H	L	57	75
3/2	Fresno State	WAC	H	W	87	77
3/4	San José State	WAC	H	W	61	58
3/9	San José State	WACT	N1	W	76	69
3/10	Louisiana Tech	WACT	N1	W	68	64
3/11	Nevada	WACT	A	L-OT	63	70
3/16	Washington	NCAA	N2	L	61	75

N1-Reno, Nev. | N2-San Diego, Calif.

2006-07

Record: 23-12 | WAC: 9-7, 4th

Home: 13-1 | Away: 5-11 | Neutral: 5-0

National Invitation Tournament Participant

11/10	Northwestern State	A	L	71	88	
11/17	Centenary	TOC	N1	W	77	71
11/18	Drake	TOC	N1	W	92	74
11/19	Weber State	TOC	N1	W	68	55
11/25	Weber State	H	W	77	68	
11/29	South Dakota State	A	W	56	50	
12/1	Idaho State	H	W	83	46	
12/6	Utah	H	W	60	57	
12/9	Utah Valley	A	W	69	65	
12/16	BYU	A	L	62	75	
12/21	IPFW	H	W	77	63	
12/23	Santa Clara	A	L-OT	75	77	
12/30	CS Bakersfield	H	W	65	49	
1/4	Boise State	WAC	A	L	66	77

2005-06

RECORD: 23-9 • NCAA TOURNAMENT (0-1)



Front Row (L-R): Humphrey Jackson, Chris Huber, Jaycee Carroll, Everett Morgan, Durrall Peterson, Mike Daniels, Mikel Watson, David Pak. **Back Row (L-R):** Nick Hammer, Chaz Spicer, Nate Bendall, Steve Cobbley, Arvydas Vaitiekus, Cass Matheus, Nate Harris, Chris Session.

2008-09

RECORD: 30-5 • WAC CHAMPIONS • NCAA TOURNAMENT (0-1)



Front Row (L-R): Pooh Williams, Stavon Williams, Skyler Halford, Jaxon Myaer, Deremy Geiger, Jared Quayle, Richard Sirju. **Back Row (L-R):** Modou Niang, Matt Formisano, Clint Lee, Tyler Newbold, Dominique Cooks, Brady Jardine, Tai Wesley, Gary Wilkinson.

1/31	Fresno State	WAC	A	W-OT	83	77
2/5	New Mexico St.	WAC	H	W	78	59
2/7	Louisiana Tech	WAC	H	W	60	52
2/12	Idaho	WAC	A	W	62	53
2/14	Boise State	WAC	A	L	56	66
2/18	CS Bakersfield		H	W	78	57
2/21	Saint Mary's	BB	A	L	64	75
2/26	Hawai'i	WAC	H	W	82	62
2/28	Nevada	WAC	A	L	71	84
3/7	San José State	WAC	H	W	89	77
3/12	Fresno State	WACT	N2	W	85	68
3/13	New Mexico State	WACT	N2	W	71	70
3/14	Nevada	WACT	A	W	72	62
3/20	Marquette	NCAA	N3	L	57	58

N1-Salt Lake City, Utah | N2-Reno, Nev. | N3-Boise, Idaho

2009-10

Record: 27-8 | WAC: 14-2, 1st
Home: 17-1 | Away: 8-5 | Neutral: 2-2
WAC Regular Season Champion
NCAA Tournament Participant

11/13	Weber State		A	W	66	60
11/18	Utah		A	L	67	68
11/21	Northeastern		A	L	61	64
11/24	Idaho State		H	W	77	44
11/28	Southern Utah		H	W	89	49
12/2	Brigham Young		H	W	71	61
12/5	Saint Mary's		H	L	63	68
12/12	Utah Valley		H	W	87	56
12/16	CS Bakersfield		A	W	68	51
12/18	Long Beach State		A	L	62	75
12/21	Morehead State	BTI	H	W	79	72
12/22	CS Fullerton	BTI	H	W	83	60
12/23	Weber State	BTI	H	W	85	73
12/29	Western Oregon		H	W	78	42
1/2	New Mexico St.	WAC	A	L	52	55
1/4	Louisiana Tech	WAC	A	L	60	82
1/11	Hawai'i	WAC	H	W	98	54
1/13	Nevada	WAC	A	W-OT	79	72
1/16	Boise State	WAC	H	W	81	59
1/21	Fresno State	WAC	A	W	69	43
1/23	Idaho	WAC	A	W	60	48
1/30	San José State	WAC	H	W	77	58
2/3	Idaho	WAC	H	W	80	62
2/6	Nevada	WAC	H	W	76	65
2/11	Boise State	WAC	A	W	72	67
2/13	San José State	WAC	A	W	81	65
2/17	Louisiana Tech	WAC	H	W	67	61
2/20	Wichita State	BB	H	W	68	58
2/25	Hawai'i	WAC	A	W	61	50
3/1	Fresno State	WAC	H	W	76	39
3/6	New Mexico State	WAC	H	W	81	63
3/11	Boise State	WACT	N1	W	84	60
3/12	Louisiana Tech	WACT	N1	W	85	55
3/13	New Mexico State	WACT	N1	L	63	69
3/19	Texas A&M	NCAA	N2	L	53	69

N1-Reno, Nev. | N2-Spokane, Wash.

2010-11

Record: 30-4 | WAC: 15-1, 1st
Home: 17-0 | Away: 11-3 | Neutral: 2-1
WAC Champion
NCAA Tournament Participant

11/13	Weber State		H	W	77	65
11/17	BYU		A	L	72	78
11/20	Southern Utah		A	W	66	53
11/24	Utah		H	W	79	62
11/27	Northeastern		H	W	56	54
12/1	Denver		A	W	61	53
12/4	Georgetown		A	L	51	68
12/7	Long Beach State		H	W	81	53
12/11	CS Bakersfield		H	W	77	58
12/18	Utah Valley		A	W	76	58
12/21	Idaho State	WVI	H	W	71	48
12/22	Western Michigan	WVI	H	W	78	57
12/23	Troy	WVI	H	W	80	39
12/29	Hawai'i	WAC	H	W	74	66
12/31	San José State	WAC	H	W	80	71
1/8	Nevada	WAC	A	W	81	67
1/13	Boise State	WAC	A	W	68	59
1/15	Fresno State	WAC	A	W	52	39
1/20	Louisiana Tech	WAC	H	W	74	57
1/22	New Mexico St.	WAC	H	W	59	49
1/27	San José State	WAC	A	W	84	65
1/29	Hawai'i	WAC	A	W-2OT	89	84
2/2	Nevada	WAC	H	W	67	45
2/5	Boise State	WAC	H	W	77	49
2/9	Idaho	WAC	A	L	56	64
2/12	Fresno State	WAC	H	W	71	55
2/16	Montana Western		H	W	100	66
2/19	Saint Mary's	BB	A	W	75	65

2/26	Idaho	WAC	H	W	84	68
3/2	New Mexico St.	WAC	A	W	58	54
3/5	Louisiana Tech	WAC	A	W	72	30
3/11	San José State	WACT	N1	W	58	54
3/12	Boise State	WACT	N1	W	77	69
3/17	Kansas State	NCAA	N2	L	68	73

N1-Las Vegas, Nev. | N2-Tucson, Ariz.

2011-12


Record: 21-16 | WAC: 8-6, 4th
Home: 17-5 | Away: 4-10 | Neutral: 0-1
CollegiateInsider.com Tournament Runner-Up

11/11	Brigham Young		H	W	69	62
11/15	Weber State		A	L	63	73
11/19	Southern Utah		H	W	65	62
11/22	Texas A&M-Corpus Christi		A	L-OT	55	58
11/26	Idaho State		A	W	75	62
11/30	Denver		H	L	54	67
12/3	Pacific		A	L	57	65
12/6	Utah Valley		H	W	63	54
12/10	Wichita State		A	L	76	83
12/17	Seattle		H	W	78	53
12/20	UT Arlington	AIAC	H	W	73	69
12/21	Saint Peter's	AIAC	H	W	72	47
12/22	Kent State	AIAC	H	W	81	62
12/31	Mississippi State		A	L	64	66
1/5	Fresno State	WAC	H	W	72	53
1/7	Nevada	WAC	H	L	71	78
1/12	New Mexico St.	WAC	A	L	60	80
1/14	Louisiana Tech	WAC	A	W	69	65
1/19	Seattle		A	L	66	73
1/21	Idaho	WAC	A	L	54	57
1/26	Hawai'i	WAC	H	W	77	72
1/28	San José State	WAC	H	W	82	65
2/2	Nevada	WAC	A	L	52	53
2/4	Fresno State	WAC	A	L	54	60
2/9	Louisiana Tech	WAC	H	W	77	63
2/11	New Mexico St.	WAC	H	L	69	80
2/14	Montana Tech		H	W	70	58
2/18	UC Santa Barbara	BB	H	L	64	72
2/24	Idaho	WAC	H	W	67	50
3/1	San José State	WAC	A	W	71	61
3/3	Hawai'i	WAC	A	W	61	60
3/8	Louisiana Tech	WACT	N1	L	70	72
3/14	CSU Bakersfield	CIT	H	W	75	69
3/17	Idaho	CIT	H	W	76	56
3/21	Loyola Marymount	CIT	H	W	77	69
3/25	Oakland	CIT	H	W	105	81
3/28	Mercer	CIT	H	L	67	70

N1-Las Vegas, Nev.

2009-10

RECORD: 27-8 • WAC CHAMPIONS • NCAA TOURNAMENT (0-1)



Front Row (L-R): Modou Niang, Tai Wesley, Brady Jardine, Jared Quayle, Jaxon Myaer, Pooh Williams, Tyler Newbold, Matt Formisano, Nate Bendall. **Back Row (L-R):** Morgan Grim, Tyrone White, E.J. Farris, Brian Green, Preston Easton, Chandler Smith, Preston Medlin, Anthony DiLoreto.

QUICK FACTS

OUTLOOK

AGGIE BIOS

COACHES

OPONENTS


SEASON REVIEW

RECORDS

UNIVERSITY

2010-11

RECORD: 30-4 • WAC CHAMPIONS • NCAA TOURNAMENT (0-1)



Front Row (L-R): Tyler Newbold, Ben Clifford, Morgan Grim, Nate Bendall, Brady Jardine, Matt Formisano, Brad Brown, Pooh Williams. **Back Row (L-R):** Brockeith Pane, Leon Cooper Jr., E.J. Farris, Preston Medlin, Tai Wesley, Steven Thornton, Antonio Bumpus, James Walker III, Brian Green.



Coach: Tim Duryea
(2016-)
16-15 (One Season)

2015-16

Record: 16-15 | MW: 7-11, 1-8th
Home: 10-6 | Away: 5-8 | Neutral: 1-1

11/13	Weber State	A	W	73	70	
11/17	Adams State	H	W	83	68	
11/20	Union (Tenn.)	H	W	73	49	
11/24	Utah Valley	H	W	81	55	
11/29	Duke	A	L	52	85	
12/1	Missouri State	A	W	69	68	
12/9	BYU	A	L	68	80	
12/12	UC Irvine	H	L	63	73	
12/21	UTRGV	GSH	H	W	94	69
12/22	Idaho State	GSH	H	W	69	58
12/23	North Dakota State	GSH	H	W	76	62
12/30	San José State	MW	A	W	80	71
1/2	San Diego State	MW	H	L	67	70
1/5	Boise State	MW	H	L	61	76
1/9	New Mexico	MW	A	L	59	77
1/12	Air Force	MW	H	W	79	60
1/16	Colorado State	MW	A	W	96	92
1/19	UNLV	MW	H	L	68	80
1/23	San Diego State	MW	A	L	55	70
1/30	Nevada	MW	H	L	84	89
2/2	Boise State	MW	A	L	67	70
2/6	Wyoming	MW	A	L	65	84
2/9	New Mexico	MW	H	W	80	72
2/17	Colorado State	MW	H	W	72	59
2/20	Fresno State	MW	A	L	68	75
2/24	Nevada	MW	A	L	68	73
2/27	San José State	MW	H	W	88	70
3/1	Air Force	MW	A	W	78	65
3/5	Fresno State	MW	H	L	85	86
3/9	vs Wyoming	MWT	N1	W	88	70
3/10	vs San Diego State	MWT	N1	L	65	71
N1 - Las Vegas, Nev.						

N1 - Las Vegas, Nev.

2012-13

Record: 21-10 | WAC: 11-7, 5th
Home: 14-4 | Away: 7-5 | Neutral: 0-1

11/10	Idaho State		H	W	56	48
11/15	St. Mary's		H	L	58	67
11/17	Texas A&M CC		H	W	77	68
11/24	Weber State		H	W	65	55
11/28	Santa Clara		A	W	80	78
12/8	Western Oregon		H	W	86	57
12/15	Utah Valley		A	W	69	63
12/20	Nicholls State	WVC	H	W	79	72
12/21	UC Davis	WVC	H	W	73	61
12/22	Southern Illinois	WVC	H	W	70	58
12/29	UTSA	WAC	A	W	71	67
12/31	Texas State	WAC	A	W	81	57
1/3	Seattle	WAC	H	W	75	66
1/5	Idaho	WAC	H	W	82	75
1/11	San José State	WAC	H	W	66	60
1/17	New Mexico St.	WAC	A	L	51	64
1/19	Denver	WAC	A	L	57	68
1/24	UT Arlington	WAC	H	L	68	74
1/26	Louisiana Tech	WAC	H	L	48	51
1/31	Idaho	WAC	A	W	77	67
2/2	Seattle	WAC	A	W	68	46
2/8	San José State	WAC	A	W	63	36
2/14	Denver	WAC	H	L	60	63
2/16	New Mexico St.	WAC	H	W	73	69
2/19	BYU	A	L	68	70	
2/23	Illinois State		H	W	80	71
2/28	Louisiana Tech	WAC	A	L	61	84
3/2	UT Arlington	WAC	A	L	46	81
3/7	Texas State	WAC	H	W	77	61
3/9	UTSA	WAC	H	W	71	51
3/14	UT Arlington	WACT	N1	L	78	83
N1- Las Vegas, Nev.						

N1 - Las Vegas, Nev.

2013-14

Record: 18-14 | MW: 7-11, 8th
Home: 13-5 | Away: 4-7 | Neutral: 1-2

11/8	USC	H	W	78	65	
11/12	Southern Utah	H	W	90	57	
11/16	UC Santa Barbara	A	W	71	64	
11/23	Mississippi State	H	W	87	68	
11/26	Weber State	A	W	77	71	
11/30	BYU	N1	L	74	85	
12/7	Pacific	H	L	68	78	
12/14	Utah Valley	H	W	71	60	
12/19	Western Illinois	WVC	H	W	68	52
12/20	UC Santa Barbara	WVC	H	W-OT	77	71
12/21	Troy	WVC	H	W	71	50
12/28	San Diego Christian	H	W	84	53	
1/1	Air Force	MW	A	L	72	73
1/4	San Jose State	MW	H	W	86	67
1/11	Nevada	MW	A	L	54	62
1/15	Colorado State	MW	H	W	57	50
1/18	Boise State	MW	A	L	74	78
1/22	UNLV	MW	A	L	42	62
1/25	San Diego State	MW	H	L-OT	69	74

1/28	New Mexico	MW	H	L	65	78
2/1	Wyoming	MW	A	L	57	74
2/5	Nevada	MW	H	W	83	75
2/8	Boise State	MW	H	W	76	70
2/11	Colorado State	MW	A	W	71	62
2/15	UNLV	MW	H	L	62	73
2/18	San Diego State	MW	A	L	45	60
2/22	Fresno State	MW	H	L	76	79
2/25	New Mexico	MW	A	L	58	67
3/1	San José State	MW	A	W	75	58
3/5	Wyoming	MW	H	W	65	54
3/12	Colorado State	MWT	N2	W	73	69
3/13	San Diego State	MWT	N2	L	39	73

N1 - Energy Solutions Arena (Salt Lake City, Utah) | N2 - Las Vegas, Nev.

2014-15

Record: 18-13 | MW: 11-7, 1-4th
Home: 11-5 | Away: 7-7 | Neutral: 0-1

11/14	Weber State		H	W	72	61
11/16	Illinois State		A	W	60	55
11/19	Santa Clara		H	W	60	54
11/22	Mississippi State		A	L	63	71
11/26	UC Davis		A	L-OT	70	77
12/2	BYU		H	L	81	91
12/7	USC		A	L	84	89
12/13	Utah Valley		A	W	50	47
12/18	CSU Bakersfield	WVC	H	W	57	56
12/19	Idaho State	WVC	H	W	69	56
12/20	South Dakota St.	WVC	H	L-OT	65	68
12/27	Wayland Baptist		H	W	75	63
12/31	San José State	MW	H	W	61	33
1/3	Boise State	MW	A	W	62	61
1/7	Fresno State	MW	A	L	52	61
1/10	New Mexico	MW	H	L	60	66
1/17	Air Force	MW	H	W	71	59
1/20	Nevada	MW	A	W	70	54
1/24	UNLV	MW	A	L-OT	77	79
1/27	Wyoming	MW	H	W	56	44
1/31	San Diego State	MW	A	L	42	62
2/3	Boise State	MW	H	L	63	68
2/7	New Mexico	MW	A	W	63	60
2/10	Nevada	MW	H	W	75	62
2/18	San José State	MW	A	W	76	54
2/21	Fresno State	MW	H	W	85	79
2/24	UNLV	MW	H	W	83	65
2/28	Air Force	MW	A	W	74	60
3/4	Wyoming	MW	A	L	53	76
3/7	Colorado State	MW	H	L	70	75
3/12	Wyoming	MWT	N1	L	65	67

N1 - Las Vegas, Nev.

N1 - Las Vegas, Nev.

KEY TO TOURNAMENTS

AAC-All-American City Invitational; ACT-All-College Tournament; AIAC-Athletes In Action Classic; BB-ESPN BracketBuster Game; BBC-Big Blue Classic; BI-Big Island Invitational; BGT-Blue Grass Tournament; BTI-Basketball Travelers Invitational; BW-Big West Conference Game; BWT-Big West Conference Tournament; CAC-Carrier Classic; CC-Cougar Classic; CIT-Collegiate Insider.com Tournament; CS-Cowboy Shootout; DD-Duel in the Desert; EST-Early Season Tournament; FWC-Far West Classic; GAS-Great Alaska Shootout; GC-Gossner Foods Classic; GSH-Global Sports Hoops Showcase; HC-Hoosier Classic; HFT-Holiday Festival Tournament; IBC-InBank Classic; ILC-Illini Classic; INC-Indiana Classic; ISU-Idaho State Invitational; KI-Kentucky Invitational; LAC-L.A. Classic; LC-Lobo Classic; LI-Longhorn Invitational; MI-Maui Invitational; MW - Mountain West Conference Game; MWT - Mountain West Tournament Game; SPI-South Padre Island Invitational; TOC-Top of the World Classic; WAC-Western Athletic Conference Game; WACT-Western Athletic Conference Tournament; WVC-World Vision Challenge; WVI-World Vision Invitational.



YEAR-BY-YEAR RECORDS



Year	All	Conf.	Finish	Coach	
1903-04	2-2	—	—	George Peter Campbell	
1904-05	No Team				
1905-06	2-7	—	—	George Peter Campbell	
1906-07	2-6	—	—	George Peter Campbell	
1907-08	0-8	—	—	George A. Walker	
1908-09	1-8	—	—	Clayton T. Teetzel	
1909-10	3-7	—	—	Clayton T. Teetzel	
1910-11	2-4	—	—	Clayton T. Teetzel	
1911-12	2-6	—	—	Clayton T. Teetzel	
1912-13	5-4	—	—	Clayton T. Teetzel	
1913-14	10-4	—	—	Clayton T. Teetzel	
1914-15	1-5	—	—	Joséph K. Jensen	
1915-16	6-4	—	—	Joséph K. Jensen	
1916-17	8-5	—	—	Joséph K. Jensen	
1917-18	9-0	4-0	1st	Joséph K. Jensen	
1918-19	6-3	2-2	2nd	Joséph K. Jensen	
1919-20	2-0	1-0		E. Lowell Romney	
1920-21	6-4	2-3	3rd	E. Lowell Romney	
1921-22	8-3	3-3	3rd	E. Lowell Romney	
1922-23	8-4	4-4	t-2nd	E. Lowell Romney	
1923-24	6-6	3-5	3rd	E. Lowell Romney	
1924-25	12-7	5-5	t-2nd	E. Lowell Romney	
1925-26	13-5	8-4	1st	E. Lowell Romney	
1926-27	11-3	9-3	2nd	E. Lowell Romney	
1927-28	7-7	5-7	t-2nd	E. Lowell Romney	
1928-29	8-10	4-8	3rd	E. Lowell Romney	
1929-30	15-7	7-5	t-1st	E. Lowell Romney	
1930-31	13-7	7-5	t-2nd	E. Lowell Romney	
1931-32	7-15	2-10	4th	E. Lowell Romney	
1932-33	10-12	3-8	3rd	E. Lowell Romney	
1933-34	14-6	8-5	2nd	E. Lowell Romney	
1934-35	17-5	9-3	1st	E. Lowell Romney	
1935-36	17-9	9-3	1st	E. Lowell Romney	
1936-37	6-9	5-7	t-3rd	E. Lowell Romney	
1937-38	11-9	—	—	E. Lowell Romney	
1938-39	18-6	—	—	E. Lowell Romney	NCAA (1-1)
1939-40	11-7	—	—	E. Lowell Romney	
1940-41	5-16	—	—	E. Lowell Romney	
1941-42	6-10	—	—	Robert W. Burnett	
1942-43	14-7	—	—	D.D. Young	
1943-44	No Team				
1944-45	9-10	—	—	D.D. Young	
1945-46	7-12	—	—	H.B. Lee	
1946-47	14-10	—	—	H.B. Lee	
1947-48	8-16	—	—	Joe Whitesides	
1948-49	10-21	—	—	Joe Whitesides	
1949-50	17-17	—	—	Joe Whitesides	
1950-51	12-22	—	—	H. Cecil Baker	
1951-52	17-14	—	—	H. Cecil Baker	
1952-53	17-13	—	—	H. Cecil Baker	
1953-54	14-13	—	—	H. Cecil Baker	
1954-55	15-7	—	—	H. Cecil Baker	
1955-56	13-13	—	—	H. Cecil Baker	
1956-57	11-13	—	—	H. Cecil Baker	

ALL-TIME ASSISTANT COACHES (Since 1959)

Mark Arce	2000-2001
Steve Barnes	1994, 1997-98
Lance Beckert	2007-12
Dutch Belnap	1969-72
William Bibb	1972
Jim Boatwright	1989-91
Bob Boyd	1994-95
Dale Brown	1969-71
Dick Curry	1976
Kermit Davis	1995-96
Tim Duryea	2002-15
Kevin Dustin	1997-98
Tarvish Felton	2009-
Cody Fueger	2013
Tony Fuller	1999
Norvel Hansen	1964
Jim Harrick	1974-77
Don Holst	2006
Chris Jones	2009-16
Bob Lauriski	1977
David Marerk	2015-16
Pete Mathesius	1979
Jeff Meyer	1978
Dave Miller	1994-96
Jimmy Moore	1988-91
Dana Pagett	1978-82
Jesse Parker	2014-
Leonard Perry	1996-98
Randy Rahe	1999-2004
Dave Rice	2005
Mike Riley	1983-87
Kohn Smith	1988
Evan Sorenson	1959-64
Tim Stewart	1969
Tom Stewart	1981-87
Kyle Taylor	2017
Rod Tueller	1974-79
Don Verlin	1999-2008
James Ware	2007-08
Louis Wilson	2016-

Year	All	Home	Away	Neutral	Conf.	Finish	Home	Away	Postseason	Coach
1957-58	4-20	3-6	1-14	0-0	—	—	—	—	—	H. Cecil Baker
1958-59	19-7	10-1	9-4	0-2	—	—	—	—	—	H. Cecil Baker
1959-60	24-5	9-1	11-3	4-1	—	—	—	—	NIT (2-1)	H. Cecil Baker
1960-61	12-14	8-3	1-9	3-2	—	—	—	—	—	H. Cecil Baker
1961-62	22-7	11-2	9-1	2-4	—	—	—	—	NCAA (1-2)	Ladell Andersen
1962-63	20-7	12-1	7-4	2-2	—	—	—	—	NCAA (0-1)	Ladell Andersen
1963-64	21-8	13-1	7-5	1-2	—	—	—	—	NCAA (1-2)	Ladell Andersen
1964-65	13-12	10-3	2-8	1-1	—	—	—	—	—	Ladell Andersen
1965-66	12-14	8-6	2-7	2-1	—	—	—	—	—	Ladell Andersen
1966-67	20-6	13-2	6-4	0-1	—	—	—	—	NIT (0-1)	Ladell Andersen
1967-68	14-11	10-3	4-8	—	—	—	—	—	—	Ladell Andersen
1968-69	9-17	7-5	2-12	—	—	—	—	—	—	Ladell Andersen
1969-70	22-7	13-1	6-5	3-1	—	—	—	—	NCAA (2-1)	Ladell Andersen
1970-71	20-7	13-3	4-4	3-0	—	—	—	—	NCAA (0-1)	Ladell Andersen
1971-72	12-14	8-5	4-9	—	—	—	—	—	—	T.L. Plain
1972-73	16-10	12-3	4-7	—	—	—	—	—	—	T.L. Plain
1973-74	16-10	14-0	1-9	1-1	—	—	—	—	—	Dutch Belnap

QUICK FACTS

OUTLOOK

AGGIE BIOS

COACHES

OPONENTS

SEASON REVIEW

RECORDS

UNIVERSITY



YEAR-BY-YEAR RECORDS



Year	All	Home	Away	Neutral	Conf.	Finish	Home	Away	Postseason	Coach
1974-75	21-6	13-1	8-4	0-1	—	—	—	—	NCAA (0-1)	Dutch Belnap
1975-76	14-12	8-3	5-7	1-2	—	—	—	—	—	Dutch Belnap
1976-77	15-12	12-3	2-9	1-0	—	—	—	—	—	Dutch Belnap
1977-78	21-7	16-1	5-6	—	—	—	—	—	NIT (0-1)	Dutch Belnap
1978-79	19-11	13-1	3-8	3-2	9-5	t-2nd	7-0	2-5	NCAA (0-1)	Dutch Belnap
1979-80	19-8	11-2	7-4	1-2	11-2	1st	6-1	5-1	NCAA (0-1)	Rod Tueller
1980-81	12-16	6-6	5-9	1-1	5-9	t-5th	3-4	2-5	—	Rod Tueller
1981-82	4-23	3-8	1-12	0-3	2-12	8th	2-5	0-7	—	Rod Tueller
1982-83	20-9	14-2	6-5	0-2	10-6	3rd	6-2	4-4	NCAA (0-1)	Rod Tueller
1983-84	19-11	10-3	9-6	0-2	12-6	4th	8-1	4-5	NIT (0-1)	Rod Tueller
1984-85	17-11	10-3	7-7	0-1	10-8	t-4th	6-3	4-5	—	Rod Tueller
1985-86	12-16	7-6	4-9	1-1	8-10	t-6th	6-3	2-7	—	Rod Tueller
1986-87	15-16	10-3	3-10	2-3	8-10	7th	7-2	1-8	—	Rod Tueller
1987-88	21-10	10-3	7-6	4-1	13-5	t-2nd	8-1	5-4	NCAA (0-1)	Rod Tueller
1988-89	12-16	8-4	3-11	1-1	10-8	t-4th	7-2	3-6	—	Kohn Smith
1989-90	14-16	9-6	5-8	0-2	8-10	5th	4-5	4-5	—	Kohn Smith
1990-91	11-17	8-4	2-12	1-1	8-10	t-4th	7-2	1-8	—	Kohn Smith
1991-92	16-12	11-3	4-8	1-1	10-8	5th	9-1	1-7	—	Kohn Smith
1992-93	10-17	7-6	3-10	0-1	7-11	7th	4-5	3-6	—	Kohn Smith
1993-94	14-13	10-3	3-8	1-2	11-7	t-2nd	7-2	4-5	—	Larry Eustachy
1994-95	21-8	13-4	7-3	1-1	14-4	1st	7-2	7-2	NIT (0-1)	Larry Eustachy
1995-96	18-15	12-3	5-8	1-4	10-8	4th	7-2	3-6	—	Larry Eustachy
1996-97	20-9	13-2	5-6	2-1	12-4	t-1st E	8-0	4-4	—	Larry Eustachy
1997-98	25-8	15-0	6-7	4-1	13-3	1st E	8-0	5-3	NCAA (0-1)	Larry Eustachy
1998-99	15-13	13-2	2-9	0-2	8-8	t-4th E	7-1	1-7	—	Stew Morrill
1999-00	28-6	15-1	9-3	4-2	16-0	1st E	8-0	8-0	NCAA (0-1)	Stew Morrill
2000-01	28-6	15-0	7-4	6-2	13-3	2nd	8-0	5-3	NCAA (1-1)	Stew Morrill
2001-02	23-8	14-2	7-5	2-1	13-5	t-1st	8-1	5-4	NIT (0-1)	Stew Morrill
2002-03	24-9	12-2	7-6	5-1	12-6	3rd	7-2	5-4	NCAA (0-1)	Stew Morrill
2003-04	25-4	15-1	10-2	0-1	17-1	t-1st	9-0	8-1	NIT (0-1)	Stew Morrill
2004-05	24-8	14-1	6-5	4-2	13-5	2nd	8-1	5-4	NCAA (0-1)	Stew Morrill
2005-06	23-9	14-2	7-6	2-1	11-5	t-2nd	6-2	5-3	NCAA (0-1)	Stew Morrill
2006-07	23-12	13-1	5-11	5-0	9-7	4th	7-1	2-6	NIT (0-1)	Stew Morrill
2007-08	24-11	17-0	5-9	2-2	12-4	t-1st	8-0	4-4	NIT (0-1)	Stew Morrill
2008-09	30-5	17-0	11-3	2-2	14-2	1st	8-0	6-2	NCAA (0-1)	Stew Morrill
2009-10	27-8	17-1	8-5	2-2	14-2	1st	8-0	6-2	NCAA (0-1)	Stew Morrill
2010-11	30-4	17-0	11-3	2-1	15-1	1st	8-0	7-1	NCAA (0-1)	Stew Morrill
2011-12	21-16	17-5	4-10	0-1	8-6	4th	5-2	3-4	CIT (4-1)	Stew Morrill
2012-13	21-10	14-4	7-5	0-1	11-7	5th	6-5	5-4	—	Stew Morrill
2013-14	18-14	13-5	4-7	1-2	7-11	8th	5-4	2-7	—	Stew Morrill
2014-15	18-13	11-5	7-7	0-1	11-7	t-4th	6-3	5-4	—	Stew Morrill
2015-16	16-15	10-6	5-8	1-1	7-11	t-8th	4-5	3-6	—	Tim Duryea

Conference Affiliations

1918-37	Rocky Mountain
1938-62	Mountain States
1979-2005	PCAA/Big West
2006-2012	Western Athletic Conference
2013-	Mountain West Conference

ALL-TIME COACHING RECORDS

Coach	Years	Seasons	Games	Won	Lost	Pct.	Conf. Champs.	NCAA Appear.	NIT Appear.	CIT Appear.
George Peter Campbell	1904-07	3	21	6	15	.286	—	—	—	—
George A. Walker	1908	1	8	0	8	.000	—	—	—	—
Clayton T. Teetzel	1909-14	6	56	23	33	.411	—	—	—	—
Joséph K. Jensen	1915-19	5	47	30	17	.638	1	—	—	—
E. Lowell Romney	1920-41	22	382	225	157	.589	4	1	0	—
Robert W. Burnett	1942	1	16	6	10	.375	—	0	0	—
D.D. Young	1943, 45	2	40	23	17	.575	—	0	0	—
H.B. Lee	1946-47	2	43	21	22	.488	—	0	0	—
Joe Whitesides	1948-50	3	89	35	54	.393	—	0	0	—
H. Cecil Baker	1951-61	11	299	158	141	.528	—	0	1	—
Ladell Andersen	1962-71	10	269	173	96	.643	—	5	1	—
T.L. Plain	1972-73	2	52	28	24	.538	—	0	0	—
Dutch Belnap	1974-79	6	164	106	58	.646	0	2	1	—
Rod Tueller	1980-88	9	259	139	120	.537	1	3	1	—
Kohn Smith	1989-93	5	141	63	78	.447	0	0	0	—
Larry Eustachy	1994-98	5	151	98	53	.649	3	1	1	—
Stew Morrill	1999-2015	17	558	402	156	.720	7	8	4	1
Tim Duryea	2015-	1	31	16	15	.516	—	—	—	—
Totals	112	111	2626	1552	1074	.591	16	20	9	1

NOTE: USU did not field a team in 1944.



ALL-TIME LETTERMEN



A		Casey, Mike	1962-63	Epps, Ed	1969-71	Harvey, Quenton	2004
Abrams, Marvin	1945, 47-48	Castleton, Stan	1969	Erickson, John	1969-70	Hasen, Mark	1962-63
Adams, Alma	1934	Chappell, Albert	1989-90	Estes, Wayne	1963-65	Hatch, Ron	1970-72
Adams, Boyd	1954-55	Chesbro, Charles	1946-47	Evans, Chad	2001-04	Hawley, Warren	1924-27
Adams, H.R.	1937	Child, Rawson	1948	Evans, Lew	2016	Haws, Rich	1973-75
Agorastos, Chris	1959	Christensen, Guy	1932	F		Hay, Roderick	1992-93
Agricola, Calvin	1938-40	Christensen, Ivan	1955-56	Farris, E.J.	2011-12	Hayes, Andy	1951-52
Ahmad, Mike	2002, 2004	Clark, Charles	1939	Fivecoat, Gregg	1961	Hazen, Frank	1949-50
Allen, Aquilla	1942	Clark, Jack	1952-54	Floyd, Bill	1985-86	Henderson, Dean	1934-36
Allick, Tyrone	1998-99	Clark, Kris	2007-08	Floyd, Donald Joe	1961	Henrie, DeWayne	1928-29
Allsop, Warren G.	1930-33	Cleverly, James	1947	Ford, Stish	1966	Henrie, Dwaine	1924-25
Andersen, LaDell	1949-51	Clifford, Ben	2012-14	Formisano, Matt	2008-11	Herman	1907
Anderson, Dave	1955	Clyde, George D.	1917	Fowers, Blair	1959	Hobson, Ivan	1910-11
Anderson, Greg	1981-82	Coburn, John	1909	Franson, Eric	1991, 94-96	Hoffman, Paul	1967
Anderson, Hans	1913	Collette, David	2015-	Frey, Konner	2015	Hoffman, Verne	1942-46
Anderson, Jeff J.	1984-85	Collier, Troy	1963-64	Fries, Brandon	1999	Hoggan, Drummond	1938
Anderson, Jeff O.	1985-88	Condie, Frank	1953	Funk, Randy	1990-91	Holman, Don	1961-62
Anderson, Kay	1945	Condie, Willmore	1945	G		Holmstead, Earl	1945-46
Anderson, Lorin	1937-38	Conley, Terry	1957	Gardner, Dale	1952-53	Hood, Keith	1979-81
Anderson, Roddie	1994-95	Conway, Dan	1986-89	Gardner, Rollie	1935-36	Houskeeper, Greg	1988-89
Anderson, Wade	1961	Cook, Bert	1950-52	Gardner, Ruthon	1916	Huber, Chris	2004-06
Andreason, Grant	1936-38	Cook, Lashbrook L.	1907-10	Gardner, Spencer	1951	Hughes, Austin	1941
Andrus, Leonard	1920	Cook, Sterling	1938	Garff, Elmo	1935-38	Hull, Bill	1952-54
Angle, Larry	1963-64, 66	Cooley, Pat	1972	Garff, Elmo Jr.	1959	Hull, Don	1959-60
Austefjord, Haakon	1979-82	Cormier, Covington	1995	Garn, Darrell	1959	Hunger, Dean	1977-80
Auur, Don	1960	Cotten, Junsie	1993-94	Garn, Daryl	1962	Hunsaker, Kent	1965-66
B		Cowley, Floyd	1923	Geddes, Dale	1955	Hunter, Novich	1995-96
Bailess, Preston	1976-77, 79	Crane, Bob	1958	Geddes, Neal	1998	I	
Bailey, Dion	2000-01	Croasdel, James	2014	Geiger, Deremy	2009	Ipsen, Bob	1958-59
Baker, Larry	1956-57	Crookston, Burns	1942	Gentry, Todd	1992-93	Isaacson, Dave	1997-98
Baker, H. Cecil	1923-25	Crookston, R. Burns	1912-13	Gibbons, Robert	1926	Ivins, Lorraine	1922-24
Barnes, Matt	1990-91	Cropley, Virgil	1931-32	Gilmore, Frank	1946-48	Izatt, Edwin	1939-41
Bates, Jay	1957-58	Crowther, Clifton	1923-25	Gilmore, Frank C.	1947	Izatt, George	1907
Baugh, Evan	1940-42	Cullimore, Grant	1941	Goates, Raeldon	1936-38	J	
Bean, Chris	1968-70	Cullimore, Grant	1942	Gobbie, Tom	1950-51	Jackson, Brian	1980-81
Bearup, Todd	1987	Cullimore, Ralph	1958-60	Golding, Fred	1952	Jacobsen, Lloyd	1938-39
Beck, Gary	1980, 83-85	Cunningham, Leo	1979-82	Goldsberry, Reid	1959, 62-63	James, Leonard	1938-40
Bees, Walter	1971	Cureton, Trace	2015-16	Goodman, Jay	1991-93	James, Robert	1993
Beeton, Martell	1957-58	Curtis, Orrin	1942	Goodrich, Gary	1955	Jardine, Brady	2009-11
Bell, Dan	1986-87	Cutler, Mark	1983	Gordon, Allen	1990-91	Jardine, Rich	1990-91
Belliston, Carl	1931-32	D		Gotcher, Doug	1988	Jarvis, Lester	1920
Belliston, Garth	1945	Dailey, Roger	1990-92	Graham, Harley	1969	Jarvis, Orin	1917-18
Belshe, Dave	1982	Daley, Ernest	1907	Grant, Greg	1983-86	Jean, Marvin	2013
Bendall, Nate	2006, 2010-11	Daniels, Shawn	2000-01	Grant, Nathan	1985-89	Jefferson, Jessie	1968-69
Bennion, Donald	1930-31	DaSilva, Carlito	1992-93	Green, Brian	2010-11	Jensen, Sid	1960-61
Berger, Danny	2012-14	Davis, Carl	1927-30	Green, Cornell	1960-62	Jenson, Kent	1963
Bergeson, Larry	1980-82	Davis, Jerry	1988	Gregg, Ed	1975-76	Jeppeson, Paul	1968-70
Berrett, Ken	1949-50	Davis, Kyle	2014	Griffen, Dick	1942	Johnson, Bart	1953-55
Bingham, Delbert	1939-40	Davis, Marcel	2013-14	Grim, Morgan	2011-12	Johnson, Carl	1915-16
Birch, Brandon	1998-99	Davis, Pharoah	1998-99	Gutke, Ralph	1934	Johnson, Carl	1946-47
Blanton, Paul	1936	DeMarco, Bob	1982-83	H		Johnson, Don	1956
Boatwright, Jim	1972-74	Dittebrand, Mickey	1964-65	Haggerty, Sam	1957-58	Johnson, Donnie	1998-99
Bobb, Curtis	2000-01	Dixon, Asael	1909	Hale, Hal	1965-67	Johnson, Jerome	1985
Bolton III, Henry	2015-	Dixon, Nate	1960	Hale, Lyle	1945	Johnson, Mike	1986-87
Booth, Richard Lee	1955	Done, Nathan K.	1948-50	Halimon, Shaler	1967-68	Johnson, Phil	1962-63
Brady, Charles	1996-97	Dow, Randy	1962	Hammer, Nick	2006-07	Johnson, Rollo Ray	1948-50
Briggs, Melvin	1942	Downs, Ralph	1949-51	Hammond, Owen Cyril	1922-24	Johnson, Toraino	2001-03
Broberg, John	1937-39	Drakulich, Nick	1941	Hancock, Heber	1910-11	Jones, Clarence	1965-67
Brossard, Edgar	1907-08	Dressen, Dan	1974	Haney, Darnell	1961-62	Jones, Elston	2015-16
Brossard, Howard	1912	Drysdale, Elwood	1930-32	Hansen, Glen	1972	Jones, Justin	1996-98
Brown, Brad	2011	DuCharme, Stephen	2007-08	Hansen, Harold	1933-35	Jones, Michael	1998
Brown, Calvin	2002-05	Ducich, Dan	1950	Hansen, Norvel "Nog"	1947-48	Jones, Norm	1947-49
Brown, Cordell	1952-55	Dunn, Pat	1955-56	Hansen, Ron	1983	Jones, Steve	1964-65
Brown, Mark	2003-04	Durrant, Bill	1942	Hansen, Thad	1937	Jones, William	1908
Brown, Tony	1999-2002	Durrant, Kent	1965	Hanson, Percy	1920-22	Jorgensen, C. Percy	1947-50
Bruneel, Mitch	2012	E		Hanson, Ralph	1963-64	Jorgenson, Floyd	1907
Bunce, Larry	1967	Earl, Michael	2007	Harbertson, Bob	1952-54	Jorgenson, Lee	1946-48
Bunker, Robert	1937	Edsall, Leonard	1965	Harries, Scott	1982-83	Jorsen, Dimitri	1999-2001
Butler, Cardell	2003-04	Edwards, Jimmie	2005	Harris, Nate	2003-06	Judkins, Jon	1986-88
Butterfield, Spencer	2013-14	Egbert, Archie	1909	Harris, Rulon	1932	RECORDS	
C		Egbert, Ivan	1909-11	Harris, Sean	2014-15	UNIVERSITY	
Call, Joséph	1929	Elliott, Rashad	1999	Harris, Sterling	1922		
Campbell, Everett	1930, 32-33	Ence, Ron	1983-84	Harrison, O.J.	2007		
Carroll, Jaycee	2005-08	Ennenga, Pete	1965-67				

QUICK FACTS

OUTLOOK

AGGIE BIOS

COACHES

OPONENTS

SEASON REVIEW

RECORDS

UNIVERSITY



ALL-TIME LETTERMEN



K	
Kappler, Dixon Clarence	1916
Kemp, Jarobi	1994
Kirby, Gordon	1956
Kirk, Harvey	1920-21, 23-24
Klotovich, Mark	1958

L	
Lake, Sean	1990
Lambert, Joe	1933-34
Langston, Verl	1946
Lauriski, Bob	1971-73
Lee, Clint	2009
Lewis, Dale	1945
Lind, Richard	1959
Lindley, Earl	1952-53
Lindquist, Ray	1938-40
Lindsay, Claude	1922
Lockeyer, Joe	1956-57
Lofton, Brent	1990-92
Long, Darrin	1984
Long, Myron	1964-65
Lopez, Matt	2013
Love, Lafayette	1971-73
Lyons, Delane	1962

M	
Mackbee, Earsell	1965
Mahorn, Andre	2000
Maker, Cecil	1923
Malmrose, Gary	1974-77
Marriott, Brent	1969
Martindale, Addington	1926-28
Martineau, Blair	1975-77
Matheus, Cass	2005-06
Maughan, Conway	1945
Maughan, Glen	1941-42
Maughan, Joe	1921
Maughan, Joséph	1922
Maughan, Ralph	1942-46
Mayne, Jack	1941
McCullough, Michael	1982-84
McDonald, Keith	1979
McElrath, Rich	1979-80
McGlaston, JoJo	2014-15
McMullin, Chris	1983-84
McMullin, Tommy	1916-17, 20-21
McNeil, W.I.	1907
McNiel, Frank	1933-35
McVey, Ian	2004-05
Medlin, Preston	2010, 2012-14
Meyer, Jeff	1976-77
Mich'l, Ron	1959-60
Middleton, Jon	2016
Miller, John	1950-51
Miller, Mark	1979-80
Mills, Silas	1995-96
Moesinger, Gilbert	1931
Mohr, Andy	1916-18, 20
Mohr, Ernest	1912-13
Moore, Brent	1996
Moore, Grayson	2016
Moore, Jalen	2014-
Moore, Jimmy	1973-75
Morris, Clyde	1939-40
Morris, Floyd	1939-40
Mourtison, Grant	1945
Murdock, Bob	1948-49
Myaer, Jaxon	2009-10

N	
Napier, Jason	2001-02
Nate, Dennis	1961-62
Neil, John	2004-05
Nelson, Clinton	1945
Nelson, Spencer	1999, 2003-05

Nesmith, Malloy	1992
Newbold, Tyler	2008-11
Newey, Reid	1984, 87-89
Niang, Modou	2008-10
Nielsen, Cantfil	1924-28
Nielsen, Lindy	1950
Nielsen, Lynn	1949
Nielson, Joséph	1918
Nixon, Kevin	1985-88
Noma'aea, Viko	2014-

O	
O'Brien, Dennis	1966
Olsen, Dave	1966
Olsen, Oman	1938
Orchard, Sam	2015
Owen, Cyril	1912-13
Owens, Darryl	1974-77

P	
Packard, David Russell	1915
Packer, Allen	1946
Pak, David	2005-06
Pane, Brockeith	2011-12
Parkinson, Berkley	1937-38
Parkinson, Ezra B.	1907-08
Parkinson, Seth	1930-31
Parris, Jeff	1990
Parrish, Alan	1965-67
Patterson, Gary	1990-93
Patton, Greg	2003
Pavlish, Brian	1972-73
Pearre, Julion	2015-
Penigar, Desmond	2002-03
Pepek, Stan	1988-89
Perkins, Darius	2015-16
Perkins, Rawlee	1977-79
Perry, Max	1959-61
Pete, Gilbert	1986-89
Peterson, Arden	1937-38
Peterson, Bob	1950-51
Peterson, D.	1909
Peterson, Durrall	2006-07
Peterson, Eric	1982-83
Peterson, Hugh	1912
Peterson, John	1913
Peterson, Preston	1907
Peterson, R.	1912-13
Petty, Cleo	1933-36
Pinegar, Steve	1977, 79-80
Polak, Frank	1956-58
Powell, Les	1966-67
Price, Lewmar	1915
Putnik, John	1941
Puzey, Bill	1962-63
Puzey, Mike	2003

Q	
Quayle, Jared	2009-10

R	
Ramirez, Abie	1993
Randall, Rick	1998-99
Rasmuson, Mahlon	1949
Rasmussen, Paul	1960
Ray, Brennan	2000-02
Reading, Roland	1939-41
Reaveley, Joe	1958
Rector, Shane	2016-
Reed, Blair	1974-76
Reed, Kyisean	2012-13
Reese, L. Lavern	1916
Reeve, Eldrow	1937-38
Remund, Clive	1930
Rice, Jim	1959
Rice, Kevin	1997-98

Ritchie, Roy	1960-61
Roberts, Marvin	1969-71
Robinson, Lamond	1921-24
Rock, Bernard	2000-01
Rock, Mike	1973-76
Rogers, Duane	1995-97
Roland, TeNale	2013-14
Rolle, Troy	1999-00
Rose, Trent	1993-94
Ross, Ronnie	2002-03
Roth, Steve	1965-66
Rotta, Joel	1983-84
Ruffner, Byron	1991
Ryan, Bill	1947
Ryan, Kent	1934-37
Ryan, Richard	1941

S	
Sager, Charlie	1991-92
Sanders, Newell	1923-27
Santos, Mike	1975-78
Saxon, Marcus	1997-98
Schaub, George Wesley	1923
Schaub, Wesley George	1922
Schenk, Edward	1948
Schofield, Jerry	1959-60
Schumacher, Tony	1994
Session, Chris	2006-07
Sewell, Keith	1951
Sewell, Keith Arthur	1952
Shanks, Preston	2014
Shaw, Jarred	2013-14
Sheehan, Chris	1988-89
Shields, Marlin	1954-55
Simms, Myron	1995
Simpson, Harold	1941
Skousen, Willard	1935-36
Smart, Theron	1928-29
Smith, Antwan	1995-97
Smith, Chris	2015-16
Smith, Driver Edwin	1921
Smith, Fred "Luckie"	1967
Smith, Jimmy	1967-68
Smith, Ted	1956-57
Smith, Tim	1965
Sorenson, Evan	1946-48
Spencer, Sydney	1920-21
Spizer, Chaz	2006-07
Spillers, Maurice	1994-95, 96-97
Spraggins, DeUndrae	2008
Springham, Bob	1951-54
Stephens, Desmond	2008
Stewart	1907
Stewart, Dan	1997, 2000
Stewart, Tom	1966-68
Stone, Harvey	1949
Stone, Jordan	2012-14
Stowell, Michael	2002-03
Sumsion, Glenn	1918

T	
Tate, Sharon	1928-29
Taylor, Craig	1976, 79-80
Taylor, Quinn	2016-
Tebbs, Jeff	1970-72
Tenhoeve, Mark	1973-75
Thayer, Jim	1958
Theus, Hal	1957-59
Thoesby, Adam	2012
Thomas, Rashawn	2000
Thompson, Ken	1971-72
Thompson, Ray	1973-75
Thurston, Mark	1998
Tollestrup, Tim	1968-70
Trane, Keith	1941-42
Tucker, Darrell	1951-54

Tueller, Tann	1984-86
Tuft, Don	1952-54
Turner, Sanchez	1993

V	
Vague, Jeremy	2001-02
Vaitiekus, Arvydas	2007
Van Kampen, Rudolph	1932
Van Oreen, P.B.	1910
VanNoy, Jay	1947-48
Vincent, Thomas	2001-02

W	
Wade, Dick	1968-70
Wade, Edward	1935-37
Wade, Ellis	1926-29
Wakefield, Terry	1970-72
Walbeck, Daryl	1958
Walker, Gilbert	1961
Walker III, James	2011
Walker, LeRoy	1964-65
Wankier, Udell A.	1945
Wardell, Clayton	1933-34
Warfel, Joe	1963
Washington, Lance	1981-83
Washington, Vince	1984-85
Watkins, Delos	1930-31
Watson, Elden	1935-36
Watson, Mikel	2007
Watts, Conley	1933-34
Watts, Gary	1960, 63-64
Watts, Joe	1962
Weiss, Jack	1952
Wesley, Tai	2008-11
West, Shelby	1933, 35-37
White, Darrel	1989-90
White, Tyrone	2010
Whitehead, Winifred	1909
Wickizer, Jon	1993-96
Wickizer, Nate	1992-95
Wickliffe, Edgar	1981
Widmer, Gene	1964
Wilbon, Tyler	1960-61
Wilcox, Elton	1931
Wiley, Jerome	1983-84
Wilkinson, Gary	2008-09
Wildden, Brad	2000
Williams, Fred	1946
Williams, Harold	1926
Williams, Jason	2004-05
Williams, Kevin	2002
Williams, Nate	1970-71
Williams, Oscar	1975-77
Williams, Pooh	2008-11
Williams, Stavon	2009
Williams, Tyler	2004-05
Wilson, Mark	1977
Wimmer, Albert	1938
Womack, Jermaine	1995-96
Woodard, Corwin	1994-95
Woods, Vertis	1933-34
Woodside, Howard	1923-25
Wortley, Don	1955-56
Worley, Clyde	1919
Worthen, Alan	1960
Worthington, Glen	1926-29

Y	
Yeates, LaRue	1932
Young, C. George	1930-32
Young, Terrell	2014
Youngblood, Kendall	1989-92

UTAH STATE UNIVERSITY



UTAH STATE UNIVERSITY QUICK FACTS

Founded:

March 8, 1888

President (15th):

Stan L. Albrecht (Feb. 1, 2005-present)

Type:

Land-grant, public research university

Mission Statement:

The mission of Utah State University is to be one of the nation's premier student-centered land-grant and space-grant universities by fostering the principle that academics come first, by cultivating diversity of thought and culture and by serving the public through learning, discovery and engagement.

Location/Profile:

Logan, Utah

Population:

Logan - 48,565

Cache County - 114,181

Elevation: 4,778 feet (Logan Campus)

Average summer highs: 85 degrees

Average winter highs: 34 degrees

Free public transportation for Logan campus, Logan City, Cache Valley

81 miles northeast of Salt Lake City

5 hours south of Yellowstone National Park

1-hour drive to four ski resorts

2-minute drive to Logan Canyon

Number of steps to the top of Old Main Hill: 124

Campus Size:

Main campus: 400 acres

Statewide: 7,000 (does not include USU Eastern)

Regional Campuses, Distance Education and Extension:

Regional Campuses: 3 (Brigham City, Tooele, Uintah Basin)

Comprehensive Community College: 1 (USU Eastern with campuses in Price and Blanding)

Extension Offices: In 28 of 29 Utah counties and at the Ogden Botanical Center, Thanksgiving Point, and Utah Botanical Center

Workforce:

Faculty members: 788

Full-time support staff: 1,569



UTAH STATE UNIVERSITY QUICK FACTS

Enrollment

Total Headcount Enrollment (Fall 2015): 28,662*

*Includes USU Regional Campuses and Distance Education: 14,403 and USU Eastern: 2,017

Gender:

Male: 13,288

Female: 15,334

Student Representation:

All 29 counties in Utah

All 50 states

81 countries

Ages:

Average undergraduate age: 22.3

Average graduate age: 33.8

Academics:

Undergraduate degrees: 168

Undergraduate minors: 94

Graduate degrees: 143

Student/faculty ratio: 21.4 to 1

Average undergraduate class size: 20-29 students

Faculty who teach undergraduates: 49.7%

Faculty holding doctorate or terminal degrees: 76%

Faculty who worked with undergraduates on a research project in the past two years: 63.5%

Study abroad opportunities: 150 in 40 countries

Students who study abroad each year: 350

Colleges:

College of Agriculture and Applied Sciences

Caine College of the Arts

Jon M. Huntsman School of Business

Emma Eccles Jones College of Education and Human Services

College of Engineering

College of Humanities and Social Sciences

S.J. and Jessie E. Quinney College of Natural Resources

College of Science

Most Popular Majors:

General Studies; Economics; Communicative Disorders and Deaf Education;

Mechanical Engineering; Psychology; and Elementary Education



MERLIN OLSEN FIELD AT MAVERIK STADIUM

Football
Built - 1968 • Capacity - 25,100
Largest Crowd - 33,119 vs. BYU on Oct. 4, 1996



STAN LAUB INDOOR TRAINING CENTER

Football, Men's Golf, Softball, Women's Soccer, Track & Field
Built - 1998



LAREE AND LEGRAND JOHNSON SOFTBALL FIELD

Softball
Built - 1995 • Capacity - 500



ICON SPORTS PERFORMANCE CENTER

Built - 2013



DEE GLEN SMITH SPECTRUM

Men's and Women's Basketball, Gymnastics
Built - 1970 • Capacity - 10,270
Largest Crowd - 11,114 vs. BYU on Jan. 20, 1973



RALPH MAUGHAN TRACK STADIUM

Men's and Women's Outdoor Track & Field
Rebuilt - 1997 • Capacity - 1,500
Hosted 2009 WAC Outdoor Track & Field Championships



CHUCK AND GLORIA BELL SOCCER FIELD

Women's Soccer
Built - 2002 • Capacity - 500
Hosted 2012 WAC Championships



WAYNE ESTES CENTER

Volleyball
Built - 2014 • Capacity - 1,400

QUICK FACTS

OUTLOOK

AGGIE BIOS

COACHES

OPONENTS

SEASON REVIEW

RECORDS

UNIVERSITY



STAN ALBRECHT

University President

Stan L. Albrecht was named Utah State University's 15th president and assumed his new position on Feb. 1, 2005.

At the time of the announcement, Albrecht was serving as executive vice president and provost at Utah State, a position he held since 2001. He previously served as its dean of the College of Humanities, Arts and Social Sciences from 1998-2001.

Albrecht celebrated ten years of education, innovation and growth at the university during the 2015-16 school year. Since taking the helm, he has seen the university through many changes and successes.

Madelyn Fife, a Utah State honors student and Huntsman Scholar double-majoring in economics and political science, was one of only 54 students nationwide to win a 2016 Harry S. Truman Scholarship. Fife is only the fourth USU student to receive this prestigious scholarship in the last 36 years.

Utah State students succeed because of dedicated faculty and researchers who work hard to carry out USU's mission. The faculty is involved in innovative research projects that often include opportunities for undergraduate students to be involved. A total of more than \$220 million of new sponsored awards funding was granted in fiscal year 2014 — the highest level of external support ever recorded. And the excellence continues across our campus. For example, the Emma Eccles Jones College of Education and Human Services was ranked 33rd in the nation overall against all graduate college of education by U.S. News and World Report in the 2016 edition of "America's Best Graduate Schools."

Utah State's Year of Water was in 2015, a year in which the university highlighted its water expertise and leadership across disciplines. USU's water specialists today, in fact, are among the nation's and the world's leading experts on many water-related issues, particularly in the areas of management, ecosystems, climate, water education and society's understanding of this precious resource.

There are also many physical changes on the campus as well. The Huntsman Hall, the state-of-the-art addition that wraps around the George S. Eccles Business Building, was opened in the spring of 2016. Students were also excited that the USU Student Recreation & Wellness Center building opened in the fall of 2015. Those attending Aggie football games will be able to observe first-hand the major renovation the newly named Maverik Stadium. Across the state new classroom buildings were opened at our campuses in Price, Tooele and Brigham City.

Prior to his arrival at Utah State, Albrecht served as an administrator and



UTAH STATE UNIVERSITY BOARD OF TRUSTEES (2016-17)

Mr. Ronald W. Jibson, Chairman, North Salt Lake City
Mr. Scott R. Watterson, Vice-Chairman, Logan
Mr. Jody K. Burnett, Member, Salt Lake City
Mrs. Linda Clark Gillmor, Member, Cottonwood Heights
Mr. Mark K. Holland, Member, North Salt Lake City
Mrs. Karen M. Huntsman, Member, Salt Lake City
Ms. Susan D. Johnson, Member, Clearfield
Mr. J. Scott Nixon, Member, Kaysville
Mr. Frank Peczu, Jr., Member, Price
Mr. Lane L. Thomas, Member, Spanish Fork
Ms. Ashley Waddoups, Member, Logan
Sydney M. Peterson, Secretary, Logan

professor at the University of Florida from 1993-98. He also served for 18 years at Brigham Young University (1974-92), including three years as academic vice president and associate provost. He began his career as an assistant professor of sociology at Utah State University in 1970 through 1974.

A sociologist, Albrecht has written extensively, including as a co-author of the textbooks *Social Psychology* and *Social Science Research Methods*, both published by Prentice-Hall. He has authored numerous scholarly papers on a wide range of topics, including the environment, energy development and rural health.

Albrecht received his doctorate from Washington State University in 1970, a master's degree from Washington State University in 1968 and bachelor's degree from Brigham Young University in 1966. All three degrees were in sociology.

He is a member of the Science Committee for the Minerals Management Service of the U.S. Department of Interior. He has served as a council member of the Society for Human Ecology and as vice president of the Rural Sociological Society.

Albrecht is married to Joyce Albrecht, Utah State's Director of Stewardship Programs.



UTAH STATE UNIVERSITY EXECUTIVE COMMITTEE (2016-17)

Stan L. Albrecht, President
Noelle E. Cockett, Executive Vice President & Provost
Neil N. Abercrombie, Director, Government Relations
John C. Allen, Dean, College of Humanities & Social Sciences
Douglas D. Anderson, Dean, Jon M. Huntsman School of Business
Jodi Bailey, Chief Audit Executive
Ronda Callister, President, Faculty Senate
Bradford R. Cole, Dean, Libraries
Dave Cowley, Vice President for Business & Finance
Beth E. Foley, Dean, Emma Eccles Jones College of Education & Human Services
Maura E. Hagan, Dean, College of Science
Christine E. Hailey, Dean, College of Engineering
John Hartwell, Vice President and Director of Athletics
Eric Hawley, Chief Information Officer
H. Scott Hinton, President, USU Research Foundation
Craig D. Jessop, Dean, Caine College of the Arts
Chris Luecke, Dean, S.J. & Jessie E. Quinney College of Natural Resources
Mica McKinney, General Counsel
Mark R. McLellan, Vice President for Research; Dean, School of Graduate Studies
James D. Morales, Vice President for Student Services
Joe Peterson, Chancellor, College of Eastern Utah
Sydney M. Peterson, Chief of Staff, Secretary to the Board of Trustees
Larry Smith, Executive Senior Vice Provost
Michael Torrens, Director of Analysis, Assessment & Accreditation
Tim Vitale, Director, Public Relations & Marketing
Robert, W. Wagner, Vice Provost
Kenneth L. White, Vice President for Extension and Agriculture;
Dean, College of Agriculture



JOHN HARTWELL

**University Vice President/
Director of Athletics**

Since being named Vice President and Director of Athletics at Utah State on June 2, 2015, John Hartwell has cast his vision for Aggie Athletics,

which embodies maximum effort socially, academically and athletically to ensure success in both the classroom and on the fields of competition.

Hartwell has also focused on maximizing and increasing the department's revenue streams, along with planning for future facility renovations to both Maverik Stadium and the Dee Glen Smith Spectrum.

In his brief time at Utah State, Hartwell has already rebranded the fundraising arm of Utah State Athletics with the creation of Aggies Unlimited, which puts all giving under one umbrella.

Additionally, Hartwell has overseen the completion of the \$36 million, 85,000 square feet West Stadium Center on the west side of Maverik Stadium, which includes 24 luxury suites, 20 loge boxes, over 700 covered club seats and a premium club area that will also be used to host a student-athlete training table. Renovations also included new video boards on both the north and south ends of the stadium, along with a new public address system, while major concourse work significantly increased restrooms and upgraded concessions.

Under Hartwell's leadership, Utah State saw unparalleled athletic success during the 2015-16 academic year as its men's tennis program won the school's first-ever Mountain West Championship, the men's indoor and men's outdoor track & field programs both finished second at its conference championships, and its football program played in its school-record fifth-straight bowl game.

Furthermore, Utah State's softball program concluded its best season in 20 years, posting a 26-25 overall record while going 12-12 in Mountain West action, as its 26 wins and 20 league wins are its most since 1996. The Aggies finished the 2016 campaign in a three-way tie for third place in the league standings, their highest conference finish since the 1993 squad claimed a share of the Big West title.

Even more impressive was Utah State's continued successes by its student-athletes in the classroom as they have an 87 percent graduation success rate and a cumulative 3.15 grade-point average. During the 2015-16 academic year, USU had 171 student-athletes earn academic all-Mountain West honors, while 102 were named Mountain West Scholar Athletics. Additionally, USU recognized 202 student-athletes at its annual Joe E. and Elma Whitesides Luncheon for earning a 3.2 or better GPA.

Hartwell came to Utah State after spending the three years as the Athletics Director at Troy, where he laid the groundwork for the future of Trojan Athletics by spearheading several significant upgrades to its athletic facilities, including the addition of a new \$2 million practice facility for the golf teams, a \$3 million renovation and expansion of the softball facility and a \$2.1 million improvement to Veterans Memorial Stadium, while also securing funding for lights to be installed at the soccer and track complex. Hartwell also unveiled the North End Zone Project for Veterans Memorial Stadium, a \$20 million project that will be the new home for Trojan football.

During the 2014-15 academic year, five Troy programs competed in postseason play, highlighted by a pair of Sun Belt Conference championships by the women's golf and men's tennis teams, while the women's basketball team won 20 games for the first time since 1996-97 and made just its second postseason

appearance in school history. Within the past year, three of Hartwell's new coaching hires - Beth Mullins (softball), Scott Kidd (men's tennis) and Bart Barnes (women's golf) - have been named Sun Belt Conference Coach of the Year, including back-to-back awards by Barnes.

Under Hartwell, Troy Athletics saw a significant enhancement in fundraising and external relations as he completely overhauled Troy's External Affairs division of the Athletics Department to increase revenues and enhance the fan and game day experience. As part of this makeover was the creation of a new external model, which included the addition of a Senior Associate Athletic Director for External Affairs; bringing corporate sponsorships in house with a partnership with Rockbridge Sports Group; and the development of the Troy Affinity Program to further engage Troy students in athletics.

Hartwell's strong business background also proved to be valuable at Troy as he negotiated a new footwear and apparel deal with Adidas, while also securing home-and-home football games with Duke and North Carolina State in addition to yielding a home basketball game with Mississippi. Hartwell's tenure at Troy also saw a record number of student-athletes earn a 3.0 grade-point-average, an upward trend in APR scores and additional staff positions in Troy's academic support department. During the 2014-15 academic year, Troy student-athletes finished with a 3.01 cumulative grade-point-average and over 57 percent of Troy's student-athletes had a 3.0 GPA or higher.

At Troy, Hartwell served on the NCAA Division I Basketball Issues Committee, the Division I-A Board of Trustees Executive Committee, and the NCAA Division I Council as the Sun Belt Conference representative. He has also been an instructor at the Division I-A Institute for aspiring athletic directors the past two years.

Prior to being the Director of Athletics at Troy, Hartwell spent nine-plus years at the University of Mississippi, where he was the Senior Executive Associate Athletics Director, serving as the number two administrator in athletics.

Hartwell served as the Treasurer and Chief Operating Officer of the Mississippi Athletic Association Foundation, a 501 (c)(3) organization that generated over \$17 million annually for the Ole Miss Athletics Department through priority seating and major gifts.

He was responsible for the day-to-day administrative oversight of the football, men's basketball and baseball programs, along with sport oversight of the softball and men's and women's track & field and cross country programs. Hartwell also oversaw the Rebels' business office, ticket office, equipment room, merchandise sales, concessions and football scheduling. Hartwell scheduled several marquee football games for the Rebels, including a home-and-home series with Texas that began in 2012.

Hartwell managed the growth of the Ole Miss athletic budget from \$26 million in the 2003 fiscal year to over \$47 million in the 2012 fiscal year. He also chaired the search to hire men's basketball head coach Andy Kennedy in 2006. He was heavily involved in negotiations that increased revenues with contracts for apparel and footwear (Nike), merchandise sales (Sports Avenue/LIDS), concessions (Centerplate), wireless provider (C Spire) and video boards (Daktronics). He served on the Southeastern Conference Ticket Committee and started the annual SEC Chief Financial Officers Forum.



UTAH STATE ATHLETICS DIRECTORS

1950s-Present

H.B. Hunsaker	1955-63
Frank Williams	1964-72
Ladell Andersen	1973-82
Dave Kragthorpe	1983-84
Rod Tueller	1985-92
Chuck Bell	1993-97
Bruce Van De Velde	1998
Rance Pugmire	1999-2003
Randy Spetman	2004-2007
Scott Barnes	2008-2014
John Hartwell	2015-present



A 1987 graduate of The Citadel, the 51-year old Hartwell spent four-plus years as a certified public accountant with Ernst & Young before returning to his alma mater to serve as the Director of Internal Audit in 1991. From 1994 to 1997, he was in private business as the Chief Financial Officer for a \$36 million beverage distributor on the South Carolina coast.

Hartwell's direct experience in athletics administration began as the Assistant Athletics Director for Business at Georgia State in 1997. He was promoted to Associate Athletics Director for Internal Affairs in 1999, and his responsibilities expanded to include sport supervision for baseball, men's and women's golf, men's and women's track & field and cross country. He also had oversight over the Panthers' athletic facilities and game management in addition to his previous responsibilities of all financial aspects of the department. While at Georgia State, Hartwell earned a master's degree in sports administration.

Athletics has always been a big part of Hartwell's life, starting in high school where he was an all-state basketball selection at UMS-Wright in Mobile, Ala. The 6-foot-7 forward played alongside current North Carolina State head coach Mark Gottfried in high school. Hartwell went on to play collegiately at The Citadel, where he was a three-year starter, a four-year letterman and captain of the team as a senior in 1987.

Hartwell is married to Dr. Heather Seale Hartwell, and they have two daughters, Lauren (7) and Madison (4). Hartwell also has a 24-year old son, Hunter, a Vanderbilt graduate who works for Deloitte Consulting.



JANA DOGGETT
Deputy Athletics Director/
Senior Woman Administrator
11th Year at USU

Jana Doggett is entering her 11th year with the Utah State Athletics Department and second year as its Deputy Athletics Director after spending five years as Executive Associate Athletics Director and five years as the Senior Associate Athletics Director for External Operations. Doggett also serves as the department's Senior Woman Administrator.

Doggett, who was named one of the top 10 SWA's in the nation at the Division I level by College AD in 2015, served as Utah State's Interim AD during the summer of 2015.

With her current position, Doggett is the athletic department's second-in-command and oversees the department's external operations, which includes aggies unlimited, event management, media relations, marketing/new media, video, Aggie Sports Properties, Special events, licensing and concession sales. She also supervises the sports of track, softball and golf.

Doggett has also been the athletics department lead liaison with the construction of the Wayne Estes Center, USU's Olympic Sports Complex and the current renovations to the west side of Maverik Stadium, as well as renovations to the Ralph Maughan Track Stadium and the gymnastics training center.

Prior to her current position, Doggett spent 11 years in the athletics department at San Diego State, from 1993-2003, including six years as an Associate Director of Athletics. She also worked at the National Multiple Sclerosis Society San Diego Area Chapter.

At San Diego State, she supervised all 18 of the athletic department's head coaches as well as the ticket office, marketing and promotions, financial aid, academics, compliance, event management, video production, weight and equipment rooms, sports medicine and business services.

Doggett graduated with a degree in speech communication from San Diego State. She was raised in Nezperce, Idaho before moving to Visalia, Calif., for junior high and high school.

Doggett married current USU associate head men's basketball coach Tarvish Felton on May 28, 2011 and the couple has a 17-year old daughter, DeAubrey Ann Bowers and a 2-year old son, Deekan G. Felton.





MICHELLE BOWMAN
Assistant Athletics Director
Compliance
Third Year at USU

Entering her third year at Utah State is Michelle Bowman, who was promoted to Assistant Athletics Director for Compliance in 2016. In her position, Bowman is responsible for ensuring USU's compliance with NCAA and Mountain West Conference rules. She works directly with coaches and student-athletes to administer financial aid and is the main compliance contact for women's basketball, soccer, softball, and men's and women's track & field.

Prior to joining USU Athletics, Bowman worked as a graduate assistant for compliance at Valparaiso. Also at Valparaiso, she worked in the Sports Law Clinic helping clients in matters involving NCAA eligibility and Olympic doping.

Bowman is originally from Lubbock, TX and a 2009 graduate of Southwestern University (TX). She earned her law and Masters of Sports Administration degrees from Valparaiso University in 2012. Michelle lives in Logan with her husband Tom.



REED CAPENER
Assistant Athletics Director
Event Operations
Third Year at USU

Reed Capener is in his third season with Utah State Athletics as Director for Event Operations and was promoted to Assistant Athletics Director in 2016. Capener's duties include creating and developing game-day operations and event management of USU's 16 intercollegiate sports.

Capener is a USU alum, and served as a student worker, graduate assistant and interim marketing co-director during his time as a student and graduate student.

Prior to his current role with USU Athletics, Capener was first mate for Lahaina Cruise Company in Lahaina, Maui, Hawaii.

During his previous time at Utah State, Capener was the interim marketing co-director, overseeing game operations as well as promotion and marketing events. Capener was also the public address announcer for the USU women's soccer matches as well as selected other athletic events.

A native of Perry, Utah, Capener earned his bachelor's degree in physical education with an emphasis in pre-physical therapy from Utah State in 2008 and his master's of science degree in health and human movement with emphasis in corporate wellness from USU in 2011. He was also an instructor in the USU Health, Physical Education and Recreation department, teaching courses and labs in anatomical kinesiology, biomechanics and fitness, earning an Outstanding Undergraduate Teaching Fellow honor in 2008.

Capener is married to the former Caitlyn Jenson.



LANDON DAY
General Manager
Aggie Sports Properties
10th Year at USU

Beginning his 10th year with the Utah State Athletics Department is Landon Day, who is entering his ninth year as the General Manager of Aggie Sports Properties (ASP), a property of Learfield Sports.

Prior to his current position, Day spent one year as an account executive with ASP. In his current role, Day oversees the multi-media rights for USU Athletics.

Before joining the Aggie family, Day spent four years at the U.S. Air Force Academy in the marketing department.

A native of Monticello, Utah, Day graduated from Utah State in 2003 with a bachelor's degree in exercise science. While at USU, he spent two years as an intern in the marketing office.

Day is married to Darci and the couple have five children, Jada (11), Brecka (9), Ledgen (6), Lehra (3) and Lakin (3).



DR. BRIAN EVANS
Senior Associate Athletics Director
Student-Athlete Services
17th Year at USU

Beginning his 17th year in charge of Utah State's Student-Athlete Academic Services is Dr. Brian Evans, who was promoted to Senior Associate Athletics Director in 2013. Evans joined the USU staff in July, 2000 after spending three years as Assistant Director of Athletic Academic Services at Texas Tech from 1997-2000. Previously, he was the Academic Coordinator at Montana State from 1995-97.

Evans oversees the student-athlete academic services unit, directing academics and certification of initial and continuing eligibility of Utah State student-athletes. He directs a staff of five full-time assistants, and has administrative oversight of the gymnastics and women's soccer programs. Following the 2014 and 2015 gymnastics season, Evans was named the North Central Region Administrator of the Year as voted on by coaches in the region.

Under Evans' guidance, Utah State has led its conference in number of academic all-league honorees in nine of the past 12 years, as it finished second in the Mountain West during the 2015-16 academic year as the Aggies had 273 student-athletes recognized for academic excellence, as 171 student-athletes received academic all-Mountain West honors, while 102 were named Mountain West Scholar-Athletes. Overall, USU has led its conference in most academic all-league honorees 14 times in the last 17 years.

A native of Nebraska, the 1987 Colorado journalism graduate earned a master's degree in athletic administration from Idaho State in 1988 and a doctorate of higher education administration from Montana State in 2000.



AMBER RAE CHILDERS
Assistant Athletics Director
Student-Athlete Academic Services
Seventh Year at USU

Amber Rae Childers is in her seventh year at Utah State and was promoted to Assistant Athletics Director for Student-Athlete Academic Services in 2016.

Childers is the lead sport counselor for football and volleyball. In addition to her responsibilities as a sport counselor, she oversees the Life Skills program for student-athletes.

Prior to coming to Utah State, she served one year as an Assistant Academic Coordinator within the Academic Support Program for Student-Athletes at North Carolina State. Childers also gained experience in athletics through internships at Carroll College and Auburn University at Montgomery.



PAUL FINN
Assistant Athletics Director
Big Blue Scholarship Fund
First Year at USU

Paul Finn is in his first season at Utah State as Assistant Athletics Director and Executive Director of the Big Blue Scholarship Fund.

In his role, he is responsible for the operations and donor relations with the membership of the Big Blue Scholarship Fund. While trying to recruit new donors to the program, Finn also oversees the ticket

office operations, and outbound ticket sales.

Finn joins the Aggies after having served as the Assistant Athletic Director for Ticket Sales and Service at Washington State from 2009-16. At WSU, Finn directed all of the ticket sales and service, and created and oversaw the first outbound sales team in school history. Additionally, Finn managed the ticketing and sales of WSU's new premium seating addition to Martin Stadium.

Prior to Washington State, Finn was a member of the Boise State ticket office from 2004-09, serving as the Box Office Manager from 2005-09.

Finn earned an undergraduate degree in communications from Boise State and a master's in athletic administration from Idaho State. Finn and his wife, TiAnn, have four daughters: Kalispell, Brinnley, Gianna and Shawny.



JAKE GARLOCK
Associate Athletics Director
Compliance
11th Year at USU

Entering his 11th year at Utah State is Jake Garlock, who was promoted to Associate Athletics Director for Compliance in July, 2013. In his position, Garlock is in charge of maintaining USU's compliance in accordance with the NCAA and Mountain West Conference rules. He also has administrative oversight of men's and women's tennis and volleyball programs, as well as the equipment room.

Prior to joining the athletics department, Garlock spent one year as a practicing trial attorney.

Garlock, who is originally from Salem, Ore., graduated from Brigham Young with a bachelor's degree in psychology in 2002 and received his law degree from Willamette in 2005.

Garlock was born March 19, 1978 in Salt Lake City, Utah. He and his wife Jenny have four children, Grace (13), Sophia (10), Ben (8) and Caleb (3).



MAGGIE MCINERNEY
Associate Athletics Director
Business Affairs
Second Year at USU

In her second year as Associate Athletics Director for Business Affairs at Utah State is Maggie McInerney, who joined the staff in January, 2015.

Prior to joining the athletics department, McInerney spent a year and a half working for the Office of Research and Graduate Studies for Utah State.

Before working for Utah State, McInerney worked at Kohl's Corporation in Menomonee Falls, Wis., in a variety of rolls including financial planning, internal audit, external reporting and loss prevention financial analysis.

McInerney graduated from Marquette with a bachelor's degree in accounting in 2004 and obtained her Certified Public Accountant (CPA) license in 2005.

McInerney is married to USU's women's head tennis coach Sean McInerney and the couple have two children, Brayden (4) and Adley (1).



JIMMY MOORE
Assistant Athletics Director
Special Projects
Sixth Year at USU

Jimmy Moore is entering his sixth year in the Utah State Athletics Department, and fourth year as an Assistant Athletics Director for Special Projects, after joining the staff in July, 2011. In his first two years with USU Athletics, Moore oversaw financial aid for all of USU's student-athletes, monitored and ensured institutional compliance with NCAA rules, provided

interpretations and education of NCAA and Mountain West Conference rules to both student-athletes and coaches, and directed the student-athlete mentoring program.

Moore began his affiliation with Utah State as a student-athlete on the men's basketball team from 1972-75, helping the Aggies to the 1975 NCAA Tournament. He finished his career with 1,164 points and 652 rebounds and still ranks 24th all-time in school history in scoring and 15th all-time in rebounding. In 2005, Moore was one of 16 Aggie greats named to USU's All-Century basketball team and in 2013 was inducted into USU's Athletics Hall of Fame as a member of its 11th class.

Following his collegiate career, Moore spent two years in the NBA with the Seattle SuperSonics and 10 years playing overseas before returning to Logan as an assistant basketball coach for Rod Tueller in 1987. Moore then spent four seasons (1989-92) on Kohn Smith's staff before beginning his administrative career on campus.

From 1992 to 2001, Moore served as the Associate Director of Admissions for Utah State before being promoted to the Director of Admissions and Scholarships, a capacity he served in for four years. He then spent one year as the Director of Outreach for Student-Services followed by four years as the Student Involvement Officer and one year as an associate director within the Access and Diversity Center.

A native of Leakesville, Miss., Moore graduated from Utah State with a bachelor's degree in physical education and a master's degree in education. He and his wife Debra are the parents of two sons, Grayson (22) and Jalen (20), as Jalen is a senior on USU's basketball team, while Grayson lettered for the Aggies during the 2015-16 season.

**RYAN MCLANE**

*Assistant Athletics Director
Marketing and Promotions
First Year at USU*

Ryan McLane is in his first year as an Assistant Athletics Director for Marketing and Promotions at Utah State. McLane, who previously spent two years at USU, returns to Logan after a three-year stint at Virginia Commonwealth University.

While in Richmond, McLane served as the Assistant Athletic Director for Marketing and Promotions for all 16 of VCU's sports. He developed strategic marketing, advertising and sales campaigns that resulted in 48 consecutive sold-out men's basketball games and increased average attendance for several other programs.

McLane assisted in department-wide rebranding efforts for the Rams, introducing new logos and brand identity during the 2013-14 campaign. Additionally, he managed the athletics student support group and the department's kids club program and supervised the spirit squad coaches and pep band director.

Prior to his time at VCU, McLane spent two years at Utah State as the Director for Athletic Marketing and Promotions. In this role, he managed and implemented all advertising and promotional efforts for the USU Athletics Department along with directing all home athletic events and maintaining the department's website and social media platforms. During his first stint at USU, McLane helped the department through the rebranding process in 2012 and oversaw marketing efforts for the school's move to the Mountain West.

McLane is a native of Pittsburgh, Pa., and graduated from Robert Morris University in 2009 with bachelor's degrees in business administration. He then completed a master's degree in education at Oklahoma in 2011.

**JOHNNY RATH**

*Director of Ticketing &
Customer Service
First Year at USU*

Johnny Rath is in his first year with Utah State Athletics as its Director of Ticketing & Customer Service. In his role, he oversees the ticket office operations for both athletic and campus events.

Rath joins the Aggies by way of Army West Point, where he was the Associate Director of Ticket Sales and Operations, overseeing all of the ticket operations for the football team and working closely with the operations for the annual Army-Navy Game. With the Black Knights, Rath helped raise football ticket revenues \$1.2 million.

Prior to West Point, Rath worked in the ticket offices at Middle Tennessee State and California. Rath graduated from UCLA in 2009 with a degree in political science.

**MIKE WILLIAMS**

*Associate Athletics Director
Head Athletics Trainer
18th Year at USU*

Entering his 18th year at Utah State and fourth as Associate Athletics Director/Head Athletics Trainer is Mike Williams, who was promoted from Assistant Athletics Trainer in April, 2013. In his role, Williams is responsible for the health of all of USU's student-athletes as well as teaching and supervising the graduate athletic training program.

As an athletics trainer at Utah State, Williams works primarily with the football program, while providing support for USU's other 15 NCAA Division I programs.

Williams, who was named the 2012-13 Athletic Trainer of the Year in the state of Utah, was also presented the Heartsaver Hero Award by the American Heart Association in 2013 as he began cardiopulmonary resuscitation (CPR) and used an automated external defibrillator (AED) on men's basketball player Danny Berger after he collapsed unexpectedly during a USU practice on Dec. 4, 2012.

Williams was also honored at the 2013 USU Robins Awards as he received the Gerald R. Sherratt Award, which is given to a member of the university who has displayed superior leadership skills and abilities as well as unsurpassed dedication and service to others.

Prior to working at Utah State, Williams worked for Intermountain Health Care in Logan as an athletic trainer and served as the Head Athletic Trainer for the Idaho Stampede of the Continental Basketball Association (CBA).

Williams began his athletic training career at Utah State where he received his bachelor's degree in exercise science in 1996. He then attended Idaho and graduated with a master's of science degree in sports administration in 1997.

UTAH STATE ATHLETIC TRAINERS

(1921-present)

George 'Doc' Nelson	1921-57
Red Burnett	1958-63
Jimmy Railey	1964-67
Howard Adams	1968-69
Dick Melhart	1970-71
Jim Riley	1972-73
Dale Mildenberger	1975-2013
Mike Williams	2013-present

**JEREMY WINN**

*Assistant Athletics Director
Development/Major Gifts
Fifth Year at USU*

Jeremy Winn is in his fifth year with the Utah State Athletics Department and third as an Assistant Athletics Director for Development/Major Gifts. In his role, Winn focuses on major gifts and specific fundraising projects for Aggie Athletics.

Prior to his current position, Winn spent the 2012-13 academic year as the Assistant Development Director for Utah State Athletics working with Aggie golf tournaments and the Aggie Auction. Winn also spent one year as a graduate assistant in the USU Ticket Office and was the ASUSU Athletics Vice President during the 2009-10 academic year.

A native of Taylorsville, Utah, Winn graduated from Utah State with a bachelor's degree in interdisciplinary studies in 2010. He also received his master's of business administration from USU in 2012.

Winn is married to the former Laura Butterfield and the couple has one son, Boston.

QUICK FACTS**OUTLOOK****AGGIE BIOS****COACHES****OPONENTS****SEASON REVIEW****RECORDS****UNIVERSITY**

MEDIA RELATIONS



DOUG HOFFMAN

*Associate Athletics Director
Media Relations
19th Year at USU*

Doug Hoffman is in his 10th year as the Media Relations Director and 19th year with the Utah State athletics department as he joined the staff in December, 1998.

Hoffman, who was promoted to Associate Athletics Director in 2013 after serving as an Assistant Athletics Director for six years, spent eight years as the Associate Athletic Media Relations Director at Utah State.

As the Media Relations Director, Hoffman oversees the publicity of Utah State's 16-sport program, working closely with the media, USU staff, coaches and student-athletes, while serving as the football and men's golf contact.

Under Hoffman, USU's Athletic Media Relations Office has twice (2011, 2015) been recognized by the Football Writers Association of America (FWAA) by earning its "Super 11" Award, which annually recognizes the best 11 media relations departments in the nation.

Along with his duties as Media Relations Director, Hoffman is also the chair of USU's Athletics Hall of Fame Selection Committee and serves as the department's curator, which included the research and development of USU's Athletics Hall of Honor in 2009.

Hoffman came to Utah State after spending one year at Indiana State where he worked with volleyball and the nationally ranked baseball program. Prior to that, he was a graduate assistant in the media relations office at Wyoming from 1994-97.

Hoffman, who graduated from Wyoming in 1993 with a bachelor's degree in communications, was an all-conference basketball player during his senior season at Hot Springs County High School in Thermopolis, Wyo. A native of Mitchell, S.D., he and his wife Shellee have three sons: Chase (12), Davis (8) and Easton (1).



KYLE COTTAM

*Assistant Athletics Director
Communications
Third Year at USU*

Kyle Cottam is in his third year at Utah State as an Assistant Athletics Director for Communications after joining the department in October, 2014. In his current role, Cottam serves as the primary media contact for the men's basketball and women's volleyball programs, and oversees both tennis programs. He also oversees statistical crews for numerous sports and assists in other areas of the office.

Cottam came to Utah State after spending close to eight years in the athletic media relations department at Southern Utah, where he served as the Assistant Athletics Director for Media Relations and as an Assistant Sports Information Director. Prior to that, Cottam was a member of the athletic media relations staff at Indiana State.

While at Southern Utah, Cottam was the media relations chair at the 2007 and 2013 Western Athletic Conference Gymnastics Championships and helped to coordinate the media relations efforts for each of the Thunderbirds' 17 sports.

While at Indiana State, Cottam served as the media relations chair at the 2005 NCAA Cross Country National Championships and as the co-chair of the 2004 national championship.

Cottam is originally from Murray, Utah and graduated from BYU in 2004 with a degree in public relations. He and his wife Meaghan have two daughters, Molly (4) and Lucy (1).



MEGAN ALLEN

*Assistant Media Relations Coordinator
Third Year at USU*

Megan Allen is in her third year at Utah State as an Assistant Media Relations Coordinator after joining the department in July, 2014. Allen serves as the media contact for USU's women's basketball, soccer and softball programs, while assisting with a number of other sports. Allen also assists with the athletic department's various social media platforms and is involved in the statistical crews of numerous

sports.

Prior to her current position, Allen spent three years working in the USU Athletic Media Relations Office, including two as its graduate assistant, as she served as the media contact for the Aggies' gymnastics program. Allen also worked on numerous stat crews for the Media Relations Office, including serving as the chief in-game statistician for women's basketball.

Allen, a native of Tucson, Ariz., earned her bachelor's degree from Utah State in journalism in the spring of 2012 and her master's degree from USU in physical education in the spring of 2014.



WADE DENNISTON

*Assistant Media Relations Coordinator
Second Year at USU*

Wade Denniston is in his second year at Utah State as an Assistant Media Relations Coordinator after joining the department in March, 2015.

Denniston serves as the media contact for USU's cross country, track & field and gymnastics programs, as well as assisting with a number of other sports, including football.

In addition to game operations duties, Denniston also assists with the daily operations of the athletic department's various social media platforms, feature writing and photography.

Prior to joining Utah State, Denniston spent 15 years as a sports writer at The Herald Journal in Logan, Utah. The native of Cache Valley was the newspaper's beat writer for Utah State's football, women's basketball and gymnastics programs.

Denniston graduated from Utah State in May of 2001 with a bachelor's degree in communications. During his time at USU, Denniston was a senior writer for the school newspaper and an intern for the athletic media relations office.

Denniston and his wife Annie are the parents of three sons, Carson (13), Colten (5) and Walker (2), and one daughter, Emma (14).

UTAH STATE ATHLETIC MEDIA RELATIONS DIRECTORS (1950s-present)

Bob Hatch	1950s
Karl Klages	1957-63
Harvey Kirkpatrick	1964-69
Ken Mitchell	1970-73
Craig Hislop	1974-93
John Lewandowski	1994-96
Mike Strauss	1997-2006
Doug Hoffman	2007-present



Jessica Achatz
Assistant Trainer
435-797-3636



Megan Allen
Assistant Media
Relations Coordinator
435-797-5547



Mike Bair
Equipment
Coordinator
435-797-3255



James Bell
Assistant Equipment
Coordinator



Joey Bergles
Assistant Strength
& Conditioning
435-797-3638



Alan Bishop
Assistant Strength
& Conditioning
435-797-3638



Michelle Bowman
Assistant AD
Compliance Coordinator
435-797-7101



Jacob Boxx
Assistant Video
Coordinator
435-797-0079



Patrick Bunetta
Assistant Manager
Aggie Sports Properties
435-797-8989



Tyson Bybee
Staff Photographer
435-797-8584



Reed Capener
Assistant AD
Event Operations
435-797-7186



Bobbi Chatterton
Athletic Development
Manager
435-797-2246



Amber Rae Childers
Assistant AD
Academic Coordinator
435-797-3294



Ronda Christoffersen
Business Manager
435-797-4174



Alex Cook
Assistant
Development Officer
435-797-3456



Kyle Cottam
Assistant AD
Communications
435-797-2066



Landon Day
General Manager
Aggie Sports Properties
435-797-8989



Wade Denniston
Assistant Media
Relations Coordinator
435-797-1361



Jana Doggett
Executive Associate
AD/SWA
435-797-1850



Leah Dunagan
Athletic Training



Kalli Egbert
Staff Assistant
Basketball
435-797-9844



Dr. Brian Evans
Sr. Associate AD
Student Services
435-797-1868



Paul Finn
Assistant AD/Big Blue
Scholarship Fund
435-797-1828



Jake Garlock
Associate AD
Compliance Coordinator
435-797-1853



Bill Garren
Assistant AD
Video Coordinator
435-797-0079



Stephanie Gonzalez
Travel Coordinator
435-797-1851



Dr. Tye Harrison
Team Physician
435-716-2859



John Hartwell
Vice President &
Athletics Director
435-797-2060



Ed Heath
Faculty Representative
435-797-3306



Doug Hoffman
Associate AD
Media Relations
435-797-3714



Brandon Howard
Assistant Strength &
Conditioning



Kimi Jennings
Academic
Sport Counselor
435-797-4471



Josh Knowles
Ticket Office
Account Executives
435-797-0348



Daniel Magalogo
Program Technician
435-797-0079



Maggie McInerney
Associate AD
Business Affairs
435-797-1858



Ryan McLane
Assistant AD
Marketing & Promotions
435-797-1360



Alyse Montgomery
Administrative Assistant
435-797-1850



Jimmy Moore
Assistant AD
Special Projects
435-797-7101



Natalie Norris
Director of
Sports Nutrition



Rick Parker
Staff Photographer
435-797-8584



Laura Parry
Assistant Trainer
435-797-3636



Andrea Patton
Learning Specialist
435-797-2740



Lauren Pietrek
Academic
Sport Counselor
435-797-7551



Katie Piula
Assistant Ticket Manager
435-797-0307



Johnny Rath
Director of Ticketing &
Customer Service
435-797-0304



Brandy Saunders
Staff Assistant
Football
435-797-1870



Dave Scholz
Head Strength
& Conditioning
435-797-3638



KC Smurthwaite
Major Gifts Officer
435-797-3456



Jamie Sweeten
Business Assistant
435-797-2060



Nicole Troumbley
Spirit Squad
435-797-3384



Harrison Walker
Ticket Office
Account Executives
435-797-0348



Brandon Wells
Athletic Training
435-797-8291



Steve Wiley
Inventory Control
435-797-3255



Mike Williams
Associate AD
Head Athletics Trainer
435-797-3636



Jeremy Winn
Assistant AD
Development
435-797-1850



Karen Yindeept
Insurance Coordinator
435-797-8030

QUICK FACTS

OUTLOOK

AGGIE BIOS

COACHES

OPONENTS

SEASON REVIEW

RECORDS

UNIVERSITY

AIR FORCE • BOISE STATE • COLORADO STATE • FRESNO STATE • NEVADA • NEW MEXICO • SAN DIEGO STATE • SAN JOSÉ STATE • UNLV • UTAH STATE • WYOMING

PRESSURE'S ON.

CLOCK IS TICKING.

DON'T WALK ...



RUN!

TICKETS: TheMW.com/2017

DATES: March 6-11, 2017

